

Chang International Circuit

# CLASSIFICATION

## PT GRAND PRIX OF THAILAND

### FREE PRACTICE NR. 2

#	Rider	Nation	Team	Motorcycle	Time	Lap Total	Gap	T. Speed
1	53 Deniz ÖNCÜ	TUR	Red Bull KTM Ajo	KALEX	<b>1'34.720</b>	12 15		<b>280.5</b>
2	44 Aron CANET	SPA	Fantic Racing LINO SONEGO	KALEX	<b>1'34.775</b>	11 13	0.055 0.055	<b>275.5</b>
3	84 Zonta VD GOORBERGH	NED	RW - Idrofoglia Racing GP	KALEX	<b>1'34.951</b>	4 15	0.231 0.176	<b>278.3</b>
4	64 Mario AJI	INA	Idemitsu Honda Team Asia	KALEX	<b>1'35.012</b>	6 14	0.292 0.061	<b>275.5</b>
5	13 Celestino VIETTI	ITA	Team HDR Heidrun	BOSCOSCURO	<b>1'35.082</b>	10 15	0.362 0.070	<b>280.5</b>
6	7 Barry BALTUS	BEL	Fantic Racing LINO SONEGO	KALEX	<b>1'35.095</b>	12 14	0.375 0.013	<b>276.2</b>
7	18 Manuel GONZALEZ	SPA	Liqui Moly Dynavolt Intact GP	KALEX	<b>1'35.133</b>	11 18	0.413 0.038	<b>274.8</b>
8	24 Marcos RAMIREZ	SPA	OnlyFans American Racing Team	KALEX	<b>1'35.138</b>	5 16	0.418 0.005	<b>277.6</b>
9	9 Jorge NAVARRO	SPA	KLINT Forward Factory Team	FORWARD	<b>1'35.183</b>	11 13	0.463 0.045	<b>276.2</b>
10	75 Albert ARENAS	SPA	ITALJET Gresini Moto2	KALEX	<b>1'35.241</b>	5 14	0.521 0.058	<b>276.9</b>
11	12 Filip SALAC	CZE	ELF Marc VDS Racing Team	BOSCOSCURO	<b>1'35.327</b>	4 17	0.607 0.086	<b>278.3</b>
12	92 Yuki KUNII	JPN	Idemitsu Honda Team Asia	KALEX	<b>1'35.387</b>	11 15	0.667 0.060	<b>276.2</b>
13	11 Alex ESCRIG	SPA	KLINT Forward Factory Team	FORWARD	<b>1'35.405</b>	10 15	0.685 0.018	<b>274.1</b>
14	96 Jake DIXON	GBR	ELF Marc VDS Racing Team	BOSCOSCURO	<b>1'35.411</b>	11 19	0.691 0.006	<b>277.6</b>
15	10 Diogo MOREIRA	BRA	Italtrans Racing Team	KALEX	<b>1'35.423</b>	3 15	0.703 0.012	<b>280.5</b>
16	28 Izan GUEVARA	SPA	BLU CRU Pramac Yamaha Moto2	BOSCOSCURO	<b>1'35.483</b>	3 18	0.763 0.060	<b>279.7</b>
17	15 Darryn BINDER	RSA	ITALJET Gresini Moto2	KALEX	<b>1'35.489</b>	12 14	0.769 0.006	<b>279.7</b>
18	81 Senna AGIUS	AUS	Liqui Moly Dynavolt Intact GP	KALEX	<b>1'35.502</b>	6 19	0.782 0.013	<b>277.6</b>
19	27 Daniel HOLGADO	SPA	CFMOTO Inde Aspar Team	KALEX	<b>1'35.535</b>	4 18	0.815 0.033	<b>276.9</b>
20	21 Alonso LOPEZ	SPA	Team HDR Heidrun	BOSCOSCURO	<b>1'35.560</b>	9 16	0.840 0.025	<b>277.6</b>
21	95 Collin VEIJER	NED	Red Bull KTM Ajo	KALEX	<b>1'35.669</b>	16 16	0.949 0.109	<b>278.3</b>
22	14 Tony ARBOLINO	ITA	BLU CRU Pramac Yamaha Moto2	BOSCOSCURO	<b>1'35.684</b>	10 16	0.964 0.015	<b>279.7</b>
23	16 Joe ROBERTS	USA	OnlyFans American Racing Team	KALEX	<b>1'35.710</b>	13 15	0.990 0.026	<b>274.8</b>
24	71 Ayumu SASAKI	JPN	RW - Idrofoglia Racing GP	KALEX	<b>1'35.733</b>	3 14	1.013 0.023	<b>279.0</b>
25	4 Ivan ORTOLA	SPA	QJMOTOR - FRINSA - MSI	BOSCOSCURO	<b>1'35.795</b>	5 7	1.075 0.062	<b>284.2</b>
26	80 David ALONSO	COL	CFMOTO Inde Aspar Team	KALEX	<b>1'35.924</b>	3 14	1.204 0.129	<b>281.2</b>
27	99 Adrian HUERTAS	SPA	Italtrans Racing Team	KALEX	<b>1'36.125</b>	13 15	1.405 0.201	<b>277.6</b>
28	66 Oscar GUTIERREZ	SPA	QJMOTOR - FRINSA - MSI	BOSCOSCURO	<b>1'36.271</b>	12 16	1.551 0.146	<b>279.0</b>

Practice condition: Dry

Air: 32°

Humidity: 51%

Ground: 41°

<b>Fastest Lap:</b>	Lap: 12	<b>Deniz ÖNCÜ</b>	<b>1'34.720</b>	173 Km/h
<b>Best Race Lap:</b>	2024	<b>Ai OGURA</b>	<b>1'35.597</b>	171.4 Km/h
<b>All-Time Lap Record:</b>	2025	<b>Manuel GONZALEZ</b>	<b>1'34.591</b>	173.3 Km/h

The results are provisional until the end of the limit for protest and appeals.

 Time limit for protest expires 60' after publication of the results - ..... Time: ..... **10:10**

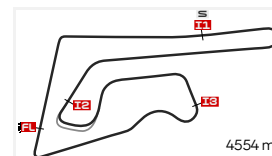
These data/results cannot be reproduced, stored and/or transmitted in whole or in part by any manner of electronic, mechanical, photocopying, recording, broadcasting or otherwise now known or herein after developed without the previous express consent by the copyright owner, except for reproduction in daily press and regular printed publications on sale to the public within 60 days of the event related to those data/results and always provided that copyright symbol appears together as follows below.

© DORNA, 2025

Official MotoGP Timing by

www.motogp.com

Buriram, Saturday, March 01, 2025



Chang International Circuit

# COMBINED PRACTICE TIMES

## PT GRAND PRIX OF THAILAND

### FREE PRACTICE NR. 2

#	Rider	Nation	Team	Motorcycle	FP1	FP2	Gap
1	18	<b>M.GONZALEZ</b>	SPA Liqui Moly Dynavolt Intact GP	KALEX	<b>1'34.591</b> 14	1'35.133 11	
2	53	<b>D.ÖNCÜ</b>	TUR Red Bull KTM Ajo	KALEX	1'34.871 16	<b>1'34.720</b> 12	0.129 0.129
3	44	<b>A.CANET</b>	SPA Fantic Racing LINO SONEGO	KALEX	1'35.521 9	<b>1'34.775</b> 11	0.184 0.055
4	84	<b>Z.VD GOORBERGH</b>	NED RW-Idrofoglia Racing GP	KALEX	1'36.096 5	<b>1'34.951</b> 4	0.360 0.176
5	64	<b>M.AJI</b>	INA Idemitsu Honda Team Asia	KALEX	1'35.871 14	<b>1'35.012</b> 6	0.421 0.061
6	13	<b>C.VIETTI</b>	ITA Team HDR Heidrun	BOSCOSCURO	1'35.657 18	<b>1'35.082</b> 10	0.491 0.070
7	7	<b>B.BALTUS</b>	BEL Fantic Racing LINO SONEGO	KALEX	1'35.758 4	<b>1'35.095</b> 12	0.504 0.013
8	24	<b>M.RAMIREZ</b>	SPA OnlyFans American Racing Team	KALEX	1'35.776 16	<b>1'35.138</b> 5	0.547 0.043
9	9	<b>J.NAVARRO</b>	SPA KLINT Forward Factory Team	FORWARD	1'36.236 17	<b>1'35.183</b> 11	0.592 0.045
10	10	<b>D.MOREIRA</b>	BRA Italtrans Racing Team	KALEX	<b>1'35.192</b> 15	1'35.423 3	0.601 0.009
11	75	<b>A.ARENAS</b>	SPA ITALJET Gresini Moto2	KALEX	1'35.625 14	<b>1'35.241</b> 5	0.650 0.049
12	14	<b>T.ARBOLINO</b>	ITA BLU CRU Pramac Yamaha Moto2	BOSCOSCURO	<b>1'35.323</b> 16	1'35.684 10	0.732 0.082
13	12	<b>F.SALAC</b>	CZE ELF Marc VDS Racing Team	BOSCOSCURO	1'35.383 14	<b>1'35.327</b> 4	0.736 0.004
14	96	<b>J.DIXON</b>	GBR ELF Marc VDS Racing Team	BOSCOSCURO	<b>1'35.364</b> 11	1'35.411 11	0.773 0.037
15	92	<b>Y.KUNII</b>	JPN Idemitsu Honda Team Asia	KALEX	1'36.211 19	<b>1'35.387</b> 11	0.796 0.023
16	11	<b>A.ESCRIG</b>	SPA KLINT Forward Factory Team	FORWARD	1'36.469 17	<b>1'35.405</b> 10	0.814 0.018
17	28	<b>I.GUEVARA</b>	SPA BLU CRU Pramac Yamaha Moto2	BOSCOSCURO	<b>1'35.456</b> 16	1'35.483 3	0.865 0.051
18	15	<b>D.BINDER</b>	RSA ITALJET Gresini Moto2	KALEX	1'35.554 5	<b>1'35.489</b> 12	0.898 0.033
19	81	<b>S.AGIUS</b>	AUS Liqui Moly Dynavolt Intact GP	KALEX	1'35.505 13	<b>1'35.502</b> 6	0.911 0.013
20	27	<b>D.HOLGADO</b>	SPA CFMOTO Inde Aspar Team	KALEX	1'36.037 17	<b>1'35.535</b> 4	0.944 0.033
21	21	<b>A.LOPEZ</b>	SPA Team HDR Heidrun	BOSCOSCURO	1'35.562 16	<b>1'35.560</b> 9	0.969 0.025
22	95	<b>C.VEIJER</b>	NED Red Bull KTM Ajo	KALEX	1'36.361 12	<b>1'35.669</b> 16	1.078 0.109
23	16	<b>J.ROBERTS</b>	USA OnlyFans American Racing Team	KALEX	1'36.400 7	<b>1'35.710</b> 13	1.119 0.041
24	71	<b>A.SASAKI</b>	JPN RW - Idrofoglia Racing GP	KALEX	1'36.377 11	<b>1'35.733</b> 3	1.142 0.023
25	80	<b>D.ALONSO</b>	COL CFMOTO Inde Aspar Team	KALEX	<b>1'35.779</b> 15	1'35.924 3	1.188 0.046
26	4	<b>I.ORTOLA</b>	SPA QJMOTOR - FRINSA - MSI	BOSCOSCURO	1'36.153 15	<b>1'35.795</b> 5	1.204 0.016
27	99	<b>A.HUERTAS</b>	SPA Italtrans Racing Team	KALEX	<b>1'36.108</b> 20	1'36.125 13	1.517 0.313
28	66	<b>O.GUTIERREZ</b>	SPA QJMOTOR - FRINSA - MSI	BOSCOSCURO	1'36.742 17	<b>1'36.271</b> 12	1.680 0.163

<b>Pole Position Record:</b>	2024	<b>Ai OGURA</b>	<b>1'34.728</b>	173.0 Km/h
<b>Best Race Lap:</b>	2024	<b>Ai OGURA</b>	<b>1'35.597</b>	171.4 Km/h
<b>All Time Lap Record:</b>	2025	<b>Manuel GONZALEZ</b>	<b>1'34.591</b>	173.3 Km/h

The results are provisional until the end of the limit for protest and appeals.

Time limit for protest expires 60' after publication of the results - ..... Time: .....

These data/results cannot be reproduced, stored and/or transmitted in whole or in part by any manner of electronic, mechanical, photocopying, recording, broadcasting or otherwise now known or herein after developed without the previous express consent by the copyright owner, except for reproduction in daily press and regular printed publications on sale to the public within 60 days of the event related to those data/results and always provided that copyright symbol appears together as follows below.

© DORNA, 2025

Official MotoGP Timing by

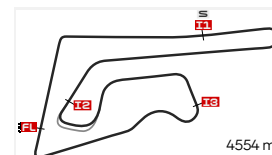
www.motogp.com

Buriram, Saturday, March 01, 2025

# TOP SPEED & AVERAGE

## PT GRAND PRIX OF THAILAND

### FREE PRACTICE NR. 2



Chang International Circuit

#	Rider	Nation	Motorcycle	Top 5 speeds					Average	Top
4	Ivan ORTOLA	SPA	BOSCOSCURO	284.2	280.5	279.7	279.7	278.3	280.5	<b>284.2</b>
80	David ALONSO	COL	KALEX	281.2	281.2	280.5	279.7	279.0	280.3	<b>281.2</b>
10	Diogo MOREIRA	BRA	KALEX	280.5	279.0	277.6	277.6	274.1	276.7	<b>280.5</b>
13	Celestino VIETTI	ITA	BOSCOSCURO	280.5	279.7	279.7	279.0	279.0	279.4	<b>280.5</b>
53	Deniz ÖNCÜ	TUR	KALEX	280.5	277.6	277.6	277.6	276.9	277.5	<b>280.5</b>
14	Tony ARBOLINO	ITA	BOSCOSCURO	279.7	278.3	278.3	277.6	277.6	278.1	<b>279.7</b>
15	Darryn BINDER	RSA	KALEX	279.7	276.2	276.2	275.5	275.5	276.4	<b>279.7</b>
28	Izan GUEVARA	SPA	BOSCOSCURO	279.7	279.7	279.0	279.0	279.0	279.3	<b>279.7</b>
66	Oscar GUTIERREZ	SPA	BOSCOSCURO	279.0	278.3	277.6	276.9	276.9	277.7	<b>279.0</b>
71	Ayumu SASAKI	JPN	KALEX	279.0	278.3	278.3	278.3	277.6	278.3	<b>279.0</b>
12	Filip SALAC	CZE	BOSCOSCURO	278.3	277.6	276.2	275.5	274.8	275.9	<b>278.3</b>
84	Zonta VD GOORBERGH	NED	KALEX	278.3	277.6	277.6	276.9	276.2	277.0	<b>278.3</b>
95	Collin VEIJER	NED	KALEX	278.3	277.6	276.9	276.9	276.9	277.2	<b>278.3</b>
21	Alonso LOPEZ	SPA	BOSCOSCURO	277.6	277.6	276.2	275.5	274.8	275.9	<b>277.6</b>
24	Marcos RAMIREZ	SPA	KALEX	277.6	276.9	276.9	276.9	276.9	277.0	<b>277.6</b>
81	Senna AGIUS	AUS	KALEX	277.6	277.6	277.6	276.9	276.9	277.2	<b>277.6</b>
96	Jake DIXON	GBR	BOSCOSCURO	277.6	276.9	276.2	276.2	275.5	276.3	<b>277.6</b>
99	Adrian HUERTAS	SPA	KALEX	277.6	276.2	274.8	274.1	272.7	275.1	<b>277.6</b>
27	Daniel HOLGADO	SPA	KALEX	276.9	276.2	275.5	275.5	274.8	275.5	<b>276.9</b>
75	Albert ARENAS	SPA	KALEX	276.9	276.9	276.9	276.2	275.5	276.3	<b>276.9</b>
7	Barry BALTUS	BEL	KALEX	276.2	275.5	275.5	275.5	274.8	275.5	<b>276.2</b>
9	Jorge NAVARRO	SPA	FORWARD	276.2	275.5	275.5	274.8	274.8	275.4	<b>276.2</b>
92	Yuki KUNII	JPN	KALEX	276.2	276.2	276.2	276.2	276.2	276.2	<b>276.2</b>
44	Aron CANET	SPA	KALEX	275.5	274.1	274.1	274.1	274.1	274.4	<b>275.5</b>
64	Mario AJI	INA	KALEX	275.5	275.5	274.8	274.8	274.8	275.1	<b>275.5</b>
16	Joe ROBERTS	USA	KALEX	274.8	274.8	274.1	273.4	273.4	274.0	<b>274.8</b>
18	Manuel GONZALEZ	SPA	KALEX	274.8	274.1	274.1	273.4	273.4	273.6	<b>274.8</b>
11	Alex ESCRIG	SPA	FORWARD	274.1	274.1	272.7	272.7	272.7	273.2	<b>274.1</b>

These data/results cannot be reproduced, stored and/or transmitted in whole or in part by any manner of electronic, mechanical, photocopying, recording, broadcasting or otherwise now known or herein after developed without the previous express consent by the copyright owner, except for reproduction in daily press and regular printed publications on sale to the public within 60 days of the event related to those data/results and always provided that copyright symbol appears together as follows below.

© DORNA, 2025

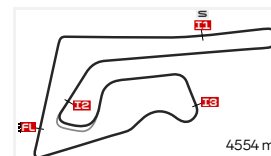
Official MotoGP Timing by [www.motogp.com](http://www.motogp.com)

Buriram, Saturday, March 01, 2025

## CHRONOLOGICAL ANALYSIS OF PERFORMANCES

PT GRAND PRIX OF THAILAND

FREE PRACTICE NR. 2



Chang International Circuit

\* Lap / Sector time cancelled  
P Crossing the finish line in pit lane

T1 Time from finish line to 1st intermediate  
T2 Time from 1st intermed. to 2nd intermed.

T3 Time from 2nd intermed. to 3rd intermed.  
T4 Time from 3rd intermediate to finish line

Lap	Lap Time	T1	T2	T3	T4	Speed	Lap	Lap Time	T1	T2	T3	T4	Speed		
<b>1st</b>	<b>53</b>	<b>Deniz ÖNCÜ</b>				Red Bull KTM Ajo	TUR	8	<b>1'35.496</b>	20.601	27.586	23.282	24.027	275.5	
		Runs=2	Total laps=15	Full laps=12	Valid laps=10		9	1'55.031	P	20.616	29.822	24.961 *	39.632	274.8	
1	2'26.178	17.300	28.469	24.043	24.424	274.8	10	7'17.478	17.244	28.393	23.550	24.278	274.8		
2	<b>1'35.566</b>	20.634	27.533	23.435	23.964	275.5	11	<b>1'35.764</b>	20.617	27.530	23.423	24.194	276.9		
3	<b>1'35.272</b>	20.556	27.421	23.334	23.961	276.9	12	<b>1'35.954</b>	20.650	27.611	23.403	24.290	277.6		
4	<b>1'35.538</b>	20.608	27.448	23.460	24.022	277.6	13	<b>1'35.847</b>	20.653	27.647	23.390	24.157	278.3		
5	<b>1'35.816</b>	20.625	27.367	23.304	24.520	277.6	14	<b>1'36.085</b>	20.634	27.743	23.441	24.267	276.2		
6	<b>1'35.297</b>	20.564	27.430	23.318	23.985	280.5	15	<b>1'37.103</b>	20.597	27.758	23.487	25.261	277.6		
7	<b>1'35.950</b>	20.703	27.540	23.604	24.103	275.5									
8	1'35.912	*	20.676	27.659	23.398 *	24.179 *	274.8	<b>4th</b>	<b>64</b>	<b>Mario AJI</b>				Idemitsu Honda Team	INA
9	1'35.858	*	20.634	27.600	23.394 *	24.230 *	276.2			Runs=2	Total laps=14	Full laps=11	Valid laps=10		
10	1'52.131	P	20.660	29.848	24.323	37.300	276.9	1	3'15.541	17.698	29.535	25.955	25.442	262.7	
11	8'07.194		20.333	27.840	23.464	25.040	265.3	2	<b>1'36.133</b>	20.929	27.670	23.388	24.146	274.1	
12	<b>1'34.720</b>		20.555	27.167	23.097	23.901	276.9	3	<b>1'35.290</b>	20.610	27.693	23.087	23.900	275.5	
13	<b>1'35.772</b>		20.670	27.681	23.533	23.888	277.6	4	<b>1'35.088</b>	20.680	27.550	23.007	23.851	274.8	
14	<b>1'35.108</b>		20.491	27.313	23.273	24.031	276.9	5	<b>1'35.438</b>	20.758	27.598	23.074	24.008	274.1	
15	<b>1'35.103</b>		20.543	27.552	23.186	23.822	276.9	6	<b>1'35.012</b>	20.672	27.447	23.047	23.846	274.8	
								7	<b>1'35.249</b>	20.613	27.529	23.115	23.992	274.8	
								8	1'35.818	*	20.625	27.584	23.226 *	24.383 *	275.5
<b>2nd</b>	<b>44</b>	<b>Aron CANET</b>				Fantic Racing LINO SO	SPA	9	<b>1'35.559</b>	20.742	27.641	23.177	23.999	272.7	
		Runs=2	Total laps=13	Full laps=10	Valid laps=10		10	<b>1'35.660</b>	20.673	27.667	23.263	24.057	272.7		
1	2'31.464	16.978	28.350	23.465	24.076	268.6	11	<b>1'42.051</b>	20.698	33.733	23.500	24.120	272.7		
2	<b>1'35.463</b>	20.658	27.758	23.213	23.834	272.7	12	1'56.159	P	20.790	28.534 *	24.040	42.795	273.4	
3	<b>1'35.140</b>	20.690	27.653	23.104	23.693	274.1	13	8'09.900		18.771	31.514	24.031	24.481	266.0	
4	<b>1'35.263</b>	20.599	27.619	23.022	24.023	274.1	14	<b>1'36.600</b>	20.809	28.128	23.423	24.240	272.0		
5	<b>1'34.900</b>	20.542	27.488	23.054	23.816	274.1									
6	<b>1'35.187</b>	20.593	27.505	23.198	23.891	273.4									
7	<b>1'35.218</b>	20.657	27.585	23.064	23.912	274.1	<b>5th</b>	<b>13</b>	<b>Celestino VIETTI</b>				Team HDR Heidrun	ITA	
8	2'00.871	P	20.610	28.575	29.143 *	42.543	275.5			Runs=2	Total laps=15	Full laps=12	Valid laps=12		
9	10'08.945		17.147	27.897	23.138	23.895	269.3	1	2'45.519	19.395	31.243	25.829	25.952	229.2	
10	<b>1'35.057</b>		20.690	27.441	23.066	23.860	272.7	2	<b>1'38.447</b>	20.995	28.714	24.359	24.379	274.1	
11	<b>1'34.775</b>		20.548	27.436	23.033	23.758	272.7	3	<b>1'35.977</b>	20.513	27.607	23.385	24.472	279.7	
12	<b>1'35.360</b>		20.537	27.463	23.203	24.157	273.4	4	<b>1'37.082</b>	20.496	29.121	23.411	24.054	279.0	
13	<b>1'34.806</b>		20.530	27.413	23.033	23.830	272.7	5	1'49.817	P	20.540	27.439	23.327	38.511	277.6
								6	7'31.380		18.258	28.410	23.709	24.332	266.6
								7	<b>1'35.639</b>	20.637	27.555	23.363	24.084	276.2	
<b>3rd</b>	<b>84</b>	<b>Zonta VD GOORBERGH</b>				RW-Idrofoglia Racing G	NED	8	<b>1'35.152</b>	20.488	27.321	23.381	23.962	278.3	
		Runs=2	Total laps=15	Full laps=12	Valid laps=12		9	<b>1'35.236</b>	20.507	27.388	23.360	23.981	279.0		
1	2'01.563	17.236	30.243	25.786	26.106	271.3	10	<b>1'35.082</b>	20.466	27.236	23.307	24.073	279.0		
2	<b>1'35.713</b>	20.646	27.675	23.309	24.083	275.5	11	<b>1'35.252</b>	20.510	27.365	23.357	24.020	279.0		
3	<b>1'35.246</b>	20.585	27.646	23.160	23.855	275.5	12	<b>1'46.986</b>	20.555	27.478	32.947	26.006	279.0		
4	<b>1'34.951</b>		20.522	27.466	23.104	23.859	276.2	13	<b>1'35.518</b>	20.531	27.501	23.427	24.059	274.8	
5	<b>1'36.413</b>		20.502	28.345	23.489	24.077	276.2	14	<b>1'35.435</b>	20.424	27.469	23.461	24.081	279.7	
6	<b>1'35.299</b>		20.586	27.413	23.291	24.009	274.8	15	<b>1'35.405</b>	20.482	27.394	23.510	24.019	280.5	
7	<b>1'35.556</b>		20.548	27.637	23.275	24.096	275.5								

**Fastest Lap:** Deniz ÖNCÜ Red Bull KTM Ajo TUR **1'34.720** 20.555 27.167 23.097 23.901

These data/results cannot be reproduced, stored and/or transmitted in whole or in part by any manner of electronic, mechanical, photocopying, recording, broadcasting or otherwise now known or herein after developed without the previous express consent by the copyright owner, except for reproduction in daily press and regular printed publications on sale to the public within 60 days of the event related to those data/results and always provided that copyright symbol appears together as follows below.

© DORNA, 2025

Official MotoGP Timing by **TISSOT**

www.motogp.com

Buriram, Saturday, March 01, 2025

# Free Practice Nr. 2

# Moto2™

Lap	Lap Time	T1	T2	T3	T4	Speed	Lap	Lap Time	T1	T2	T3	T4	Speed		
<b>6th</b>	<b>7</b>	<b>Barry BALTUS</b>	Fantic Racing LINO SO BEL					15	<b>1'44.326</b>	20.658	30.825	27.655	25.188	274.8	
		Runs=2	Total laps=14	Full laps=11	Valid laps=9		16	<b>1'36.069</b>	20.721	27.675	23.454	24.219	276.9		
1	2'13.924	16.536	28.454	23.816	24.429	271.3									
2	<b>1'37.277</b>	20.711	28.840	23.555	24.171	274.8									
3	<b>1'35.680</b>	20.669	27.708	23.337	23.966	275.5									
4	1'35.799 *	20.619	27.774 *	23.388	24.018	275.5									
5	<b>1'35.544</b>	20.695	27.483	23.346	24.020	273.4									
6	<b>1'35.529</b>	20.703	27.511	23.339	23.976	272.7									
7	<b>1'37.371</b>	20.657	29.128	23.357	24.229	273.4									
8	<b>1'35.730</b>	20.552	27.637	23.400	24.141	276.2									
9	1'53.287 P	20.802	29.630	23.641 *	39.214	272.7									
10	8'54.836 *	16.326	27.731	23.271 *	23.950	270.6									
11	<b>1'35.239</b>	20.631	27.474	23.103	24.031	274.1									
12	<b>1'35.095</b>	20.597	27.331	23.201	23.966	275.5									
13	<b>1'35.345</b>	20.601	27.543	23.206	23.995	273.4									
14	1'35.688 *	20.612	27.690 *	23.246	24.140	274.1									
<b>7th</b>	<b>18</b>	<b>Manuel GONZALEZ</b>	Liqui Moly Dynavolt Int SPA					<b>9th</b>	<b>9</b>	<b>Jorge NAVARRO</b>	KLINT Forward Factory SPA				
		Runs=1	Total laps=18	Full laps=17	Valid laps=13				Runs=2	Total laps=13	Full laps=10	Valid laps=10			
1	3'15.035	18.070	29.940	25.960	25.664	263.4	1	2'18.943	17.426	28.826	23.941	24.525	271.3		
2	<b>1'36.143</b>	20.825	27.781	23.496	24.041	272.7	2	<b>1'36.278</b>	20.719	27.828	23.524	24.207	274.8		
3	<b>1'35.142</b>	20.579	27.492	23.226	23.845	273.4	3	<b>1'36.048</b>	20.614	27.623	23.582	24.229	273.4		
4	1'35.085 *	20.535	27.445	23.242	23.863 *	273.4	4	<b>1'35.581</b>	20.582	27.599	23.402	23.998	276.2		
5	1'35.470 *	20.590	27.636 *	23.309	23.935	273.4	5	<b>1'35.753</b>	20.560	27.623	23.477	24.093	274.8		
6	<b>1'35.263</b>	20.595	27.521	23.248	23.899	273.4	6	<b>1'35.977</b>	20.595	27.785	23.514	24.083	275.5		
7	<b>1'35.207</b>	20.546	27.400	23.228	24.033	274.1	7	<b>1'36.397</b>	20.569	27.651	23.493	24.684	273.4		
8	1'35.315 *	20.555	27.548	23.257 *	23.955 *	273.4	8	2'01.271 P	21.478	30.546	28.049 *	41.198	231.2		
9	<b>1'35.212</b>	20.556	27.466	23.276	23.914	272.7	9	9'38.567	19.998	28.962	24.555	30.964	261.5		
10	<b>1'35.340</b>	20.604	27.549	23.200	23.987	272.7	10	<b>1'36.288</b>	20.678	27.908	23.588	24.114	274.1		
11	<b>1'35.133</b>	20.537	27.400	23.270	23.926	273.4	11	<b>1'35.183</b>	20.569	27.448	23.332	23.834	274.1		
12	<b>1'35.318</b>	20.566	27.486	23.336	23.930	274.8	12	<b>1'35.744</b>	20.553	27.616	23.527	24.048	275.5		
13	<b>1'35.445</b>	20.645	27.488	23.313	23.999	273.4	13	<b>1'43.401</b>	21.038	31.004	24.329	27.030	269.3		
14	<b>1'35.477</b>	20.643	27.482	23.384	23.968	272.7									
15	<b>1'35.709</b>	20.656	27.595	23.289	24.169	273.4									
16	<b>1'35.595</b>	20.600	27.530	23.388	24.077	274.1									
17	1'35.688 *	20.604	27.508	23.483 *	24.093	272.7									
18	<b>1'35.734</b>	20.643	27.545	23.474	24.072	273.4	<b>10th</b>	<b>75</b>	<b>Albert ARENAS</b>	ITALJET Gresini Moto2 SPA					
									Runs=2	Total laps=14	Full laps=11	Valid laps=11			
							1	2'09.348	17.641	28.903	24.172	24.546	265.3		
							2	<b>1'35.703</b>	20.700	27.574	23.377	24.052	273.4		
							3	<b>1'35.830</b>	20.658	27.765	23.408	23.999	276.2		
							4	<b>1'35.470</b>	20.665	27.630	23.280	23.895	274.8		
							5	<b>1'35.241</b>	20.523	27.464	23.261	23.993	273.4		
							6	<b>1'39.325</b>	20.696	30.642	23.815	24.172	273.4		
							7	<b>1'35.620</b>	20.631	27.553	23.355	24.081	274.1		
							8	1'53.310 P	21.730	29.317	23.597	38.666	262.7		
							9	8'44.553	17.685	28.048	23.595	24.024	268.6		
							10	<b>1'35.647</b>	20.615	27.517	23.428	24.087	275.5		
							11	<b>1'35.703</b>	20.662	27.595	23.410	24.036	276.9		
							12	<b>1'35.329</b>	20.640	27.420	23.335	23.934	276.9		
							13	<b>1'35.977</b>	20.582	27.832	23.477	24.086	276.9		
							14	<b>1'35.764</b>	20.669	27.722	23.316	24.057	275.5		
							<b>11th</b>	<b>12</b>	<b>Filip SALAC</b>	ELF Marc VDS Racing Te CZE					
									Runs=2	Total laps=17	Full laps=14	Valid laps=13			
							1	1'43.703	16.984	28.302	23.707	24.252	266.6		
							2	<b>1'35.432</b>	20.721	27.518	23.289	23.904	274.1		
							3	<b>1'36.731</b>	20.621	27.725	24.180	24.205	276.2		
							4	<b>1'35.327</b>	20.539	27.589	23.303	23.896	278.3		
							5	<b>1'35.677</b>	20.511	27.761	23.374	24.031	277.6		
							6	<b>1'35.608</b>	20.653	27.581	23.388	23.986	274.1		
							7	<b>1'36.352</b>	20.687	27.646	23.839	24.180	274.1		
							8	<b>1'36.246</b>	20.831	27.913	23.441	24.061	272.7		
							9	1'36.188 *	20.660	27.854	23.507 *	24.167 *	275.5		
							10	<b>1'35.965</b>	20.646	27.639	23.463	24.217	274.1		
							11	<b>1'35.987</b>	20.757	27.629	23.504	24.097	274.1		
							12	1'52.544 P	20.719	29.418	24.200	38.207	274.8		
							13	4'57.147	17.349	28.008	23.629	24.287	270.0		
							14	<b>1'35.766</b>	20.702	27.593	23.404	24.067	274.8		
							15	<b>1'36.188</b>	20.674	27.742	23.606	24.166	274.8		
							16	<b>1'36.172</b>	20.692	27.699	23.610	24.171	274.1		
							17	<b>1'36.574</b>	20.726	27.832	23.638	24.378	274.8		

<b>Fastest Lap:</b>	Deniz ÖNCÜ	Red Bull KTM Aio	TUR	<b>1'34.720</b>	20.555	27.167	23.097	23.901
---------------------	------------	------------------	-----	-----------------	--------	--------	--------	--------

These data/results cannot be reproduced, stored and/or transmitted in whole or in part by any manner of electronic, mechanical, photocopying, recording, broadcasting or otherwise now known or herein after developed without the previous express consent by the copyright owner, except for reproduction in daily press and regular printed publications on sale to the public within 60 days of the event related to those data/results and always provided that copyright symbol appears together as follows below.

© DORNA, 2025

Official MotoGP Timing by **TISSOT**

www.motogp.com

Buriram, Saturday, March 01, 2025

Page 2 of 5



## Free Practice Nr. 2

Moto2™

Lap	Lap Time	T1	T2	T3	T4	Speed
<b>12th</b>	<b>92</b>	<b>Yuki KUNII</b>	Idemitsu Honda Team		JPN	
Runs=2		Total laps=15		Full laps=12		Valid laps=12
1	2'26.778	17.704	28.953	24.223	24.476	264.0
2	<b>1'36.299</b>	20.693	27.845	23.564	24.197	274.8
3	<b>1'36.307</b>	20.653	27.987	23.418	24.249	274.8
4	<b>1'35.730</b>	20.646	27.673	23.363	24.048	<b>276.2</b>
5	<b>1'38.141</b>	20.634	27.649	25.635	24.223	276.2
6	<b>1'36.020</b>	20.714	27.763	23.422	24.121	274.8
7	<b>1'36.086</b>	20.629	27.689	23.614	24.154	276.2
8	1'53.006	P 20.713	27.701	24.456 *	40.136	276.2
9	7'19.690	18.216	28.986	23.879	24.323	264.7
10	<b>1'35.930</b>	20.810	27.603	23.477	24.040	272.7
11	<b>1'35.387</b>	<b>20.608</b>	<b>27.482</b>	<b>23.301</b>	<b>23.996</b>	274.1
12	<b>1'35.781</b>	20.645	27.659	23.338	24.139	274.8
13	<b>1'35.656</b>	20.709	27.519	23.349	24.079	276.2
14	<b>1'35.664</b>	20.660	27.604	23.343	24.057	274.8
15	<b>1'36.322</b>	20.742	27.878	23.490	24.212	274.1

Lap	Lap Time	T1	T2	T3	T4	Speed
<b>13th</b>	<b>11</b>	<b>Alex ESCRIG</b>	KLINT Forward Factory		SPA	
Runs=2		Total laps=15		Full laps=11		Valid laps=11
1	1'50.668	17.746	30.117	24.273	24.457	267.3
2	<b>1'36.419</b>	20.880	27.841	23.628	24.070	272.0
3	<b>1'36.029</b>	20.770	27.769	23.451	24.039	272.7
4	<b>1'35.862</b>	20.800	27.636	23.468	23.958	272.7
5	<b>1'35.904</b>	20.732	27.711	23.483	23.978	272.7
6	<b>1'36.313</b>	20.848	27.916	23.440	24.109	271.3
7	<b>1'36.339</b>	20.855	27.802	23.523	24.159	271.3
8	1'57.857	P 21.322	29.288	24.895	42.352	268.6
9	8'21.354	17.344	28.551	23.537	23.959	270.6
10	<b>1'35.405</b>	<b>20.675</b>	<b>27.501</b>	23.360	<b>23.869</b>	272.7
11	<b>1'35.733</b>	20.716	27.603	23.423	23.991	<b>274.1</b>
12	<b>1'36.049</b>	20.814	27.694	<b>23.282</b>	24.259	272.0
13	<b>1'39.527</b>	20.949	28.294	26.103	24.181	272.0
14	<b>1'36.566</b>	20.758	28.026	23.493	24.289	274.1
15	2'01.602	P 21.927	31.573	27.440	40.662	260.2

Lap	Lap Time	T1	T2	T3	T4	Speed
<b>14th</b>	<b>96</b>	<b>Jake DIXON</b>	ELF Marc VDS Racing Te		GBR	
Runs=1		Total laps=19		Full laps=18		Valid laps=16
1	1'44.069	16.689	28.334	23.774	24.223	270.6
2	<b>1'35.518</b>	20.758	27.719	23.159	<b>23.882</b>	273.4
3	<b>1'35.656</b>	20.675	27.645	23.378	23.958	276.2
4	<b>1'35.615</b>	20.659	27.770	23.286	23.900	274.1
5	<b>1'36.370</b>	20.602	28.397	23.278	24.093	274.1
6	<b>1'35.500</b>	20.586	27.826	23.202	23.886	276.9
7	<b>1'35.521</b>	<b>20.556</b>	27.725	23.197	24.043	<b>277.6</b>
8	<b>1'35.476</b>	20.623	27.660	23.297	23.896	274.8
9	1'35.318	* 20.603	27.605	23.227 *	23.883 *	274.1
10	<b>1'35.493</b>	20.564	27.661	23.226	24.042	273.4
11	<b>1'35.411</b>	20.607	27.588	<b>23.152</b>	24.064	274.8
12	<b>1'35.706</b>	20.629	27.786	23.335	23.956	274.1
13	<b>1'35.602</b>	20.720	27.589	23.260	24.033	274.1
14	<b>1'35.651</b>	20.694	27.541	23.356	24.060	274.1
15	1'35.772	* 20.627	27.546	23.499	24.100 *	274.1
16	<b>1'35.728</b>	20.734	27.603	23.307	24.084	275.5

Lap	Lap Time	T1	T2	T3	T4	Speed
17	<b>1'35.461</b>	20.566	<b>27.536</b>	23.316	24.043	276.2
18	<b>1'35.567</b>	20.569	27.619	23.308	24.071	275.5
19	<b>1'51.073</b>	25.021	31.630	25.501	28.921	213.4

Lap	Lap Time	T1	T2	T3	T4	Speed
<b>15th</b>	<b>10</b>	<b>Diogo MOREIRA</b>	Italtrans Racing Team		BRA	
Runs=2		Total laps=15		Full laps=12		Valid laps=11
1	2'14.322	17.146	28.742	24.964	24.326	270.6
2	<b>1'38.068</b>	20.691	28.809	24.394	24.174	<b>280.5</b>
3	<b>1'35.423</b>	20.682	27.598	<b>23.127</b>	24.016	279.0
4	<b>1'35.436</b>	20.696	<b>27.456</b>	23.327	<b>23.957</b>	277.6
5	<b>1'35.468</b>	<b>20.639</b>	27.532	23.302	23.995	277.6
6	<b>1'36.006</b>	20.714	27.516	23.675	24.101	274.1
7	<b>1'35.843</b>	20.731	27.567	23.448	24.097	274.1
8	<b>1'35.924</b>	20.848	27.539	23.446	24.091	272.7
9	1'39.543	* 20.791	30.654	23.683 *	24.415 *	272.7
10	<b>1'36.251</b>	20.938	27.647	23.487	24.179	270.6
11	<b>1'36.006</b>	20.780	27.679	23.449	24.098	272.0
12	<b>1'35.999</b>	20.714	27.609	23.517	24.159	273.4
13	<b>1'36.608</b>	20.694	27.551	23.815	24.548	274.1
14	1'51.050	P 20.890	27.661	23.559	38.940	272.7
15	8'00.760	17.810	29.943	23.780	24.804	264.0

Lap	Lap Time	T1	T2	T3	T4	Speed
<b>16th</b>	<b>28</b>	<b>Izan GUEVARA</b>	BLU CRU Pramac Yama		SPA	
Runs=1		Total laps=18		Full laps=17		Valid laps=16
1	3'08.778	18.592	28.863	24.252	24.601	272.0
2	<b>1'35.809</b>	20.672	27.681	23.547	23.909	277.6
3	<b>1'35.483</b>	20.552	27.577	<b>23.492</b>	<b>23.862</b>	279.0
4	<b>1'35.618</b>	20.554	<b>27.531</b>	23.623	23.910	279.0
5	<b>1'35.875</b>	20.600	27.603	23.617	24.055	276.9
6	<b>1'35.882</b>	20.554	27.592	23.710	24.026	276.2
7	<b>1'35.747</b>	20.625	27.562	23.647	23.913	277.6
8	1'35.802	* 20.600	27.570	23.656 *	23.976 *	276.2
9	<b>1'35.746</b>	20.600	27.642	23.570	23.934	276.9
10	<b>1'36.082</b>	20.621	27.712	23.634	24.115	276.9
11	<b>1'35.873</b>	20.575	27.589	23.647	24.062	276.9
12	<b>1'38.493</b>	20.679	29.960	23.763	24.091	277.6
13	<b>1'35.965</b>	<b>20.536</b>	27.622	23.723	24.084	<b>279.7</b>
14	<b>1'36.128</b>	20.618	27.548	23.858	24.104	278.3
15	<b>1'35.978</b>	20.644	27.542	23.705	24.087	279.7
16	<b>1'36.158</b>	20.650	27.673	23.752	24.083	279.0
17	<b>1'36.553</b>	20.652	27.882	23.831	24.188	277.6
18	<b>1'36.270</b>	20.569	27.844	23.718	24.139	278.3

Lap	Lap Time	T1	T2	T3	T4	Speed
<b>17th</b>	<b>15</b>	<b>Darryn BINDER</b>	ITALJET Gresini Moto2		RSA	
Runs=2		Total laps=14		Full laps=11		Valid laps=11
1	2'17.307	17.528	28.952	24.369	24.780	266.0
2	<b>1'36.518</b>	20.930	27.702	23.700	24.186	274.1
3	<b>1'35.978</b>	20.718	27.681	23.464	24.115	275.5
4	<b>1'35.537</b>	20.664	27.521	23.399	<b>23.953</b>	275.5
5	<b>1'35.843</b>	20.628	27.636	23.474	24.105	276.2
6	<b>1'35.883</b>	20.613	27.537	23.614	24.119	276.2
7	1'51.066	P 20.702	27.834	24.150	38.380	<b>279.7</b>
8	8'59.746	18.489	28.658	24.182	24.448	262.7
9	<b>1'35.925</b>	20.853	27.568	23.464	24.040	272.7
10	<b>1'36.024</b>	20.685	27.598	23.473	24.268	274.1

**Fastest Lap:** Deniz ÖNCÜ Red Bull KTM Aio TUR **1'34.720** 20.555 27.167 23.097 23.901

These data/results cannot be reproduced, stored and/or transmitted in whole or in part by any manner of electronic, mechanical, photocopying, recording, broadcasting or otherwise now known or herein after developed without the previous express consent by the copyright owner, except for reproduction in daily press and regular printed publications on sale to the public within 60 days of the event related to those data/results and always provided that copyright symbol appears together as follows below.

© DORNA, 2025

Official MotoGP Timing by TISSOT

www.motogp.com

Buriram, Saturday, March 01, 2025

Page 3 of 5



## Free Practice Nr. 2

## Moto2™

Lap	Lap Time	T1	T2	T3	T4	Speed	Lap	Lap Time	T1	T2	T3	T4	Speed
11	1'35.637	20.769	27.375	23.464	24.029	274.8	6	6'30.931	17.559	28.433	23.649	24.239	268.6
12	1'35.489	20.608	27.405	23.436	24.040	275.5	7	1'35.755	20.805	27.616	23.331	24.003	272.7
13	1'35.569	20.616	27.496	23.458	23.999	273.4	8	1'35.608	20.709	27.545	23.358	23.996	274.1
14	1'35.516	20.643	27.502	23.358	24.013	274.1	9	1'35.560	20.703	27.500	23.371	23.986	274.1
<b>18th 81 Senna AGIUS</b> Liqui Moly Dynavolt Int AUS							<b>10 1'35.874</b> 20.698 27.587 23.466 24.123 274.8						
Runs=1 Total laps=19 Full laps=18 Valid laps=16							11 1'35.869 20.691 27.572 23.441 24.165 274.1						
1	2'47.346	16.950	28.378	23.954	24.507	269.3	12	1'36.378	20.880	27.942	23.477	24.079	272.7
2	1'36.065	20.821	27.575	23.639	24.030	275.5	13	1'35.694	20.668	27.614	23.348	24.064	277.6
3	1'35.629	20.734	27.782	23.337	23.776	275.5	14	1'37.398	20.751	27.924	24.574	24.149	274.1
4	1'35.989	20.516	28.055	23.458	23.960	276.9	15	1'36.172 *	20.723	27.786	23.449	24.214 *	274.8
5	1'35.679	20.682	27.521	23.278	24.198	276.2	16	1'42.461	20.782	27.654	25.694	28.331	274.8
6	1'35.502	20.582	27.652	23.266	24.002	276.2	<b>21st 95 Collin VEIJER</b> Red Bull KTM Ajo NED						
7	1'35.697	20.586	27.787	23.346	23.978	276.9	Runs=2 Total laps=16 Full laps=13 Valid laps=12						
8	1'35.624 *	20.576	27.707	23.296 *	24.045 *	276.9	1	3'04.533	17.721	28.959	24.747	25.238	266.6
9	1'36.209	20.680	27.910	23.498	24.121	275.5	2	1'37.217	21.016	27.838	23.945	24.418	273.4
10	1'35.804	20.609	27.782	23.366	24.047	276.2	3	1'37.371	20.724	28.365	23.808	24.474	274.8
11	1'35.836	20.652	27.715	23.355	24.114	276.2	4	1'37.266	20.753	27.949	24.253	24.311	274.8
12	1'35.769	20.772	27.637	23.363	23.997	275.5	5	1'36.282	20.669	27.679	23.619	24.315	276.9
13	1'35.871 *	20.581	27.514	23.500	24.276 *	277.6	6	1'36.175	20.599	27.635	23.666	24.275	276.9
14	1'36.066	20.763	27.635	23.435	24.233	276.9	7	1'36.327	20.620	27.824	23.621	24.262	276.9
15	1'36.230	20.664	27.862	23.396	24.308	276.9	8	1'39.906 *	20.688	27.642	26.896 *	24.680 *	276.2
16	1'36.010	20.675	27.635	23.561	24.139	276.2	9	1'36.473	20.655	27.701	23.781	24.336	276.2
17	1'36.403	20.623	27.841	23.710	24.229	276.2	10	1'36.174	20.624	27.709	23.593	24.248	276.2
18	1'36.200	20.596	27.840	23.510	24.254	277.6	11	1'36.305	20.650	27.701	23.659	24.295	276.9
19	1'36.456	20.753	27.792	23.542	24.369	277.6	12	1'59.099 P	24.017	29.326	24.653	41.103	204.5
<b>19th 27 Daniel HOLGADO</b> CFMOTO Inde Aspar Te SPA							13 4'38.565 17.521 28.725 24.811 29.472 267.9						
Runs=1 Total laps=18 Full laps=17 Valid laps=15							14 1'36.082 20.643 27.417 23.810 24.212 278.3						
1	2'43.965	16.768	30.136	24.150	24.837	270.6	15	1'35.710	20.587	27.449	23.505	24.169	276.9
2	1'36.594	20.868	27.834	23.645	24.247	273.4	16	1'35.669	20.544	27.406	23.495	24.224	277.6
3	1'36.218 *	20.730	28.049 *	23.436	24.003	273.4	<b>22nd 14 Tony ARBOLINO</b> BLU CRU Pramac Yama ITA						
4	1'35.535	20.628	27.536	23.391	23.980	272.7	Runs=2 Total laps=16 Full laps=14 Valid laps=10						
5	1'35.602	20.596	27.544	23.355	24.107	274.1	1	2'55.430 P	17.393	30.211	24.556	37.989	240.0
6	1'35.539	20.599	27.475	23.362	24.103	274.1	2	5'52.676	17.130	28.799	24.299	24.658	269.3
7	1'35.554	20.604	27.589	23.375	23.986	274.8	3	1'36.213	20.783	27.805	23.504	24.121	276.9
8	1'35.925 *	20.691	27.627	23.433 *	24.174 *	274.1	4	1'35.723	20.653	27.517	23.455	24.098	278.3
9	1'35.804	20.623	27.547	23.548	24.086	272.7	5	1'35.745 *	20.614	27.552	23.455 *	24.124 *	279.7
10	1'36.012	20.621	27.724	23.396	24.271	274.1	6	1'36.234 *	20.678	27.631	23.460 *	24.465 *	277.6
11	1'36.022	20.605	27.643	23.542	24.232	272.7	7	1'36.401 *	20.679	27.912	23.412	24.398 *	278.3
12	1'35.771	20.663	27.545	23.500	24.063	274.8	8	1'35.974	20.686	27.750	23.478	24.060	275.5
13	1'35.699	20.599	27.481	23.459	24.160	275.5	9	1'35.959	20.701	27.683	23.449	24.126	276.9
14	1'35.696	20.560	27.511	23.527	24.098	274.8	10	1'35.684	20.618	27.549	23.397	24.120	277.6
15	1'42.304	24.249	29.861	23.631	24.563	228.8	11	1'35.773	20.575	27.472	23.578	24.148	276.2
16	1'35.768	20.578	27.601	23.471	24.118	276.9	12	1'35.833	20.584	27.520	23.526	24.203	275.5
17	1'36.239	20.742	27.610	23.625	24.262	276.2	13	1'35.901	20.689	27.556	23.507	24.149	276.9
18	1'36.041	20.705	27.734	23.462	24.140	275.5	14	1'45.645 *	21.924	31.941	24.661	27.119 *	230.7
<b>20th 21 Alonso LOPEZ</b> Team HDR Heidrun SPA							15 1'35.741 20.610 27.578 23.410 24.143 277.6						
Runs=2 Total laps=16 Full laps=13 Valid laps=12							16 1'35.941 20.620 27.653 23.475 24.193 277.6						
1	2'07.796	17.928	28.894	24.078	24.657	267.9	<b>23rd 16 Joe ROBERTS</b> OnlyFans American Raci USA						
2	1'36.305	20.894	27.794	23.508	24.109	272.7	Runs=2 Total laps=15 Full laps=12 Valid laps=11						
3	1'37.745	20.757	29.235	23.643	24.110	275.5	1	2'00.148	18.275	30.421	25.414	25.468	261.5
4	1'35.766	20.615	27.611	23.494	24.046	277.6	2	1'39.348	21.085	30.033	23.824	24.406	267.9
5	1'51.399 P	20.861	27.854	23.637	39.047	276.2	3	1'36.703	20.863	28.025	23.538	24.277	271.3

**Fastest Lap:** Deniz ÖNCÜ Red Bull KTM Ajo TUR 1'34.720 20.555 27.167 23.097 23.901

These data/results cannot be reproduced, stored and/or transmitted in whole or in part by any manner of electronic, mechanical, photocopying, recording, broadcasting or otherwise now known or herein after developed without the previous express consent by the copyright owner, except for reproduction in daily press and regular printed publications on sale to the public within 60 days of the event related to those data/results and always provided that copyright symbol appears together as follows below.

© DORNA, 2025

Official MotoGP Timing by  TISSOT

www.motogp.com

Buriram, Saturday, March 01, 2025

Page 4 of 5

## Free Practice Nr. 2

Moto2™

Lap	Lap Time	T1	T2	T3	T4	Speed	Lap	Lap Time	T1	T2	T3	T4	Speed	
4	1'42.623	20.888	31.174	26.192	24.369	270.6	13	1'36.561	20.703	27.693	23.803	24.362	276.2	
5	1'36.042	20.794	27.676	23.433	24.139	273.4	14	1'36.245	20.717	27.715	23.588	24.225	276.2	
6	1'44.664	20.822	30.043	29.403	24.396	271.3	<b>27th 99 Adrian HUERTAS</b> Italtrans Racing Team SPA							
7	1'36.082	20.729	27.769	23.406	24.178	274.8	Runs=2	Total laps=15	Full laps=12	Valid laps=11				
8	1'35.910	* 20.759	27.604	23.420	* 24.127	* 274.8	1	2'13.031	17.245	30.204	24.028	24.480	266.0	
9	1'50.831	P 20.781	27.702	23.608	* 38.740	272.7	2	1'36.815	20.987	27.883	23.575	24.370	270.6	
10	7'53.505	20.347	32.446	24.042	31.168	255.3	3	1'36.841	20.945	27.941	23.760	24.195	274.8	
11	1'40.106	20.916	27.772	26.983	24.435	268.6	4	1'36.666	20.828	27.935	23.730	24.173	271.3	
12	1'35.921	20.848	27.597	23.397	24.079	274.1	5	1'36.177	20.764	27.724	23.527	24.162	277.6	
13	1'35.710	20.697	27.581	23.343	24.089	273.4	6	1'36.688	20.840	27.705	23.504	24.639	274.1	
14	1'38.074	20.814	27.480	25.513	24.267	270.6	7	1'36.526	20.896	27.818	23.576	24.236	272.0	
15	1'35.791	20.614	27.650	23.433	24.094	273.4	8	1'56.068	P 20.831	31.165	23.626	* 40.446	276.2	
<b>24th 71 Ayumu SASAKI</b> RW - Idrofoglia Racing JPN							9	6'39.597						
Runs=2	Total laps=14	Full laps=11	Valid laps=11				10	1'36.416			23.497	24.158		
1	2'14.848	17.580	30.915	25.013	26.931	267.3	11	1'36.490	20.935	27.675	23.625	24.255	268.6	
2	1'36.545	20.740	27.892	23.738	24.175	278.3	12	1'36.290	20.922	27.685	23.507	24.176	272.0	
3	1'35.733	20.528	27.742	23.408	24.055	279.0	13	1'36.125	20.857					
4	1'35.790	20.596	27.747	23.390	24.057	278.3	14	1'36.566	20.819	27.791	23.676	24.280	272.0	
5	1'35.906	20.607	27.595	23.394	24.310	278.3	15	1'36.361	20.809	27.691	23.555	24.306	272.0	
6	1'36.012	20.614	27.656	23.695	24.047	277.6	<b>28th 66 Oscar GUTIERREZ</b> QJMOTOR - FRINSA - SPA							
7	1'35.905	20.703	27.617	23.434	24.151	275.5	Runs=2	Total laps=16	Full laps=13	Valid laps=13				
8	1'35.933	20.706	27.705	23.458	24.064	266.0	1	2'19.233	16.635	29.005	24.530	25.153	270.6	
9	1'55.180	P 20.678	30.162	23.999	* 40.341	275.5	2	1'36.646	20.727	27.868	23.788	24.263	278.3	
10	8'44.885	17.106	28.228	23.709	24.464	268.6	3	1'36.718	20.707	27.959	23.808	24.244	279.0	
11	1'37.140	20.895	28.117	23.555	24.573	273.4	4	1'36.805	20.681	28.037	23.745	24.342	276.9	
12	1'36.727	20.763	27.961	23.705	24.298	274.1	5	1'51.724	P 21.109	28.812	24.288	37.515	267.3	
13	1'36.708	20.761	27.860	23.620	24.467	273.4	6	6'07.789	* 17.476	32.894	25.679	* 24.550	* 266.0	
14	1'36.936	20.823	27.993	23.658	24.462	276.2	7	1'36.568	20.773	27.791	23.739	24.265	275.5	
<b>25th 4 Ivan ORTOLA</b> QJMOTOR - FRINSA - SPA							8	1'36.551	20.701	27.847	23.791	24.212	274.1	
Runs=1	Total laps=7	Full laps=6	Valid laps=6				9	1'39.161	21.911	29.301	23.724	24.225	264.7	
1	2'14.133	16.751	29.293	24.295	25.015	273.4	10	1'36.344	20.679	27.700	23.748	24.217	277.6	
2	1'38.069	20.759	29.184	23.688	24.438	277.6	11	1'36.328	20.718	27.690	23.774	24.146	274.8	
3	1'36.176	20.621	28.058	23.313	24.184	278.3	12	1'36.271	20.618	27.712	23.714	24.227	274.8	
4	1'36.024	20.672	27.647	23.530	24.175	279.7	13	1'44.065	20.732	28.280	25.030	30.023	274.1	
5	1'35.795	20.611	27.610	23.360	24.214	279.7	14	1'38.669	20.844	28.673	24.253	24.899	276.2	
6	1'36.424	20.582	27.946	23.657	24.239	284.2	15	1'36.863	20.712	27.978	23.783	24.390	276.9	
7	1'35.823	20.493	27.674	23.486	24.170	280.5	16	1'40.967	20.757	28.640	26.848	24.722	274.8	
unfinished	20.661	27.730	23.537											
<b>26th 80 David ALONSO</b> CFMOTO Inde Aspar Te COL														
Runs=2	Total laps=14	Full laps=11	Valid laps=8											
1	3'49.761	17.225	30.167	24.440	24.667	270.6								
2	1'38.189	20.987	29.173	23.610	24.419	276.9								
3	1'35.924	20.635	27.648	23.484	24.157	281.2								
4	1'36.178	20.648	27.722	23.589	24.219	281.2								
5	1'36.815	* 20.666	27.905	23.672	24.572	* 280.5								
6	1'36.680	* 20.665	27.916	23.648	24.451	* 279.7								
7	1'36.862	20.687	27.910	23.708	24.557	279.0								
8	1'38.028	* 20.806	27.982	23.818	* 25.422	* 275.5								
9	1'50.921	P 20.924	27.918	24.592	* 37.487	274.8								
10	7'23.060	17.682	29.087	24.267	24.821	260.8								
11	1'36.861	20.929	27.698	23.761	24.473	276.2								
12	1'36.786	20.756	27.829	23.803	24.398	278.3								

**Fastest Lap:** Deniz ÖNCÜ Red Bull KTM Aio TUR 1'34.720 20.555 27.167 23.097 23.901

These data/results cannot be reproduced, stored and/or transmitted in whole or in part by any manner of electronic, mechanical, photocopying, recording, broadcasting or otherwise now known or herein after developed without the previous express consent by the copyright owner, except for reproduction in daily press and regular printed publications on sale to the public within 60 days of the event related to those data/results and always provided that copyright symbol appears together as follows below.

© DORNA, 2025

Official MotoGP Timing by  TISSOT

www.motogp.com

Buriram, Saturday, March 01, 2025

Page 5 of 5

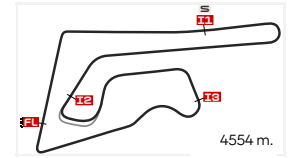




# BEST PARTIAL TIMES

## PT GRAND PRIX OF THAILAND

### FREE PRACTICE NR. 2



Chang International Circuit

*IT* Ideal Lap Time, sum of the best partial times

*BT* Best Lap Time

Pos	T1		T2		T3		T4		Pos	Rider	IT	BT	
	Rider	Time	Rider	Time	Rider	Time	Rider	Time					
1	C.VIETTI	20.424	D.ÖNCÜ	27.167	M.AJI	23.007	A.CANET	23.693	1	D.ÖNCÜ	1'34.577	1'34.720	(1)
2	<b>D.ÖNCÜ</b>	<b>20.491</b>	<b>C.VIETTI</b>	<b>27.236</b>	<b>A.CANET</b>	<b>23.022</b>	<b>S.AGIUS</b>	<b>23.776</b>	2	A.CANET	1'34.658	1'34.775	(2)
3	I.ORTOLA	20.493	B.BALTUS	27.331	D.ÖNCÜ	23.097	D.ÖNCÜ	23.822	3	Z.VD GOORBERGH	1'34.874	1'34.951	(3)
4	<b>Z.VD GOORBER</b>	<b>20.502</b>	<b>M.RAMIREZ</b>	<b>27.367</b>	<b>B.BALTUS</b>	<b>23.103</b>	<b>J.NAVARRO</b>	<b>23.834</b>	4	M.AJI	1'34.910	1'35.012	(4)
5	F.SALAC	20.511	D.BINDER	27.375	Z.VD GOORBER	23.104	M.GONZALEZ	23.845	5	C.VIETTI	1'34.929	1'35.082	(5)
6	<b>S.AGIUS</b>	<b>20.516</b>	<b>M.GONZALEZ</b>	<b>27.400</b>	<b>D.MOREIRA</b>	<b>23.127</b>	<b>M.AJI</b>	<b>23.846</b>	6	B.BALTUS	1'34.936	1'35.095	(6)
7	A.ARENAS	20.523	C.VEIJER	27.406	J.DIXON	23.152	Z.VD GOORBER	23.855	7	M.GONZALEZ	1'34.980	1'35.133	(7)
8	<b>A.SASAKI</b>	<b>20.528</b>	<b>A.CANET</b>	<b>27.413</b>	<b>M.GONZALEZ</b>	<b>23.200</b>	<b>I.GUEVARA</b>	<b>23.862</b>	8	M.RAMIREZ	1'35.066	1'35.138	(8)
9	A.CANET	20.530	Z.VD GOORBER	27.413	M.RAMIREZ	23.211	A.ESCRIG	23.869	9	S.AGIUS	1'35.072	1'35.502	(18)
10	<b>M.GONZALEZ</b>	<b>20.535</b>	<b>A.ARENAS</b>	<b>27.420</b>	<b>A.ARENAS</b>	<b>23.261</b>	<b>J.DIXON</b>	<b>23.882</b>	10	A.ARENAS	1'35.099	1'35.241	(10)
11	I.GUEVARA	20.536	M.AJI	27.447	S.AGIUS	23.266	A.ARENAS	23.895	11	J.DIXON	1'35.126	1'35.411	(14)
12	<b>C.VEIJER</b>	<b>20.544</b>	<b>J.NAVARRO</b>	<b>27.448</b>	<b>A.ESCRIG</b>	<b>23.282</b>	<b>F.SALAC</b>	<b>23.896</b>	12	J.NAVARRO	1'35.167	1'35.183	(9)
13	B.BALTUS	20.552	D.MOREIRA	27.456	F.SALAC	23.289	M.RAMIREZ	23.931	13	D.MOREIRA	1'35.179	1'35.423	(15)
14	<b>J.NAVARRO</b>	<b>20.553</b>	<b>T.ARBOLINO</b>	<b>27.472</b>	<b>Y.KUNII</b>	<b>23.301</b>	<b>B.BALTUS</b>	<b>23.950</b>	14	F.SALAC	1'35.214	1'35.327	(11)
15	J.DIXON	20.556	D.HOLGADO	27.475	C.VIETTI	23.307	D.BINDER	23.953	15	D.BINDER	1'35.294	1'35.489	(17)
16	<b>M.RAMIREZ</b>	<b>20.557</b>	<b>J.ROBERTS</b>	<b>27.480</b>	<b>I.ORTOLA</b>	<b>23.313</b>	<b>D.MOREIRA</b>	<b>23.957</b>	16	A.ESCRIG	1'35.327	1'35.405	(13)
17	D.HOLGADO	20.560	Y.KUNII	27.482	A.LOPEZ	23.331	C.VIETTI	23.962	17	D.HOLGADO	1'35.370	1'35.535	(19)
18	<b>T.ARBOLINO</b>	<b>20.575</b>	<b>A.LOPEZ</b>	<b>27.500</b>	<b>J.NAVARRO</b>	<b>23.332</b>	<b>D.HOLGADO</b>	<b>23.980</b>	18	Y.KUNII	1'35.387	1'35.387	(12)
19	D.BINDER	20.608	A.ESCRIG	27.501	J.ROBERTS	23.343	A.LOPEZ	23.986	19	I.GUEVARA	1'35.421	1'35.483	(16)
20	<b>Y.KUNII</b>	<b>20.608</b>	<b>S.AGIUS</b>	<b>27.514</b>	<b>D.HOLGADO</b>	<b>23.355</b>	<b>Y.KUNII</b>	<b>23.996</b>	20	A.LOPEZ	1'35.432	1'35.560	(20)
21	M.AJI	20.610	F.SALAC	27.518	D.BINDER	23.358	A.SASAKI	24.047	21	T.ARBOLINO	1'35.504	1'35.684	(22)
22	<b>J.ROBERTS</b>	<b>20.614</b>	<b>I.GUEVARA</b>	<b>27.531</b>	<b>A.SASAKI</b>	<b>23.390</b>	<b>T.ARBOLINO</b>	<b>24.060</b>	22	J.ROBERTS	1'35.516	1'35.710	(23)
23	A.LOPEZ	20.615	J.DIXON	27.536	T.ARBOLINO	23.397	J.ROBERTS	24.079	23	A.SASAKI	1'35.560	1'35.733	(24)
24	<b>O.GUTIERREZ</b>	<b>20.618</b>	<b>A.SASAKI</b>	<b>27.595</b>	<b>D.ALONSO</b>	<b>23.484</b>	<b>O.GUTIERREZ</b>	<b>24.146</b>	24	I.ORTOLA	1'35.586	1'35.795	(25)
25	D.ALONSO	20.635	I.ORTOLA	27.610	I.GUEVARA	23.492	D.ALONSO	24.157	25	C.VEIJER	1'35.614	1'35.669	(21)

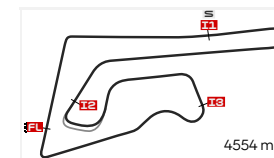
These data/results cannot be reproduced, stored and/or transmitted in whole or in part by any manner of electronic, mechanical, photocopying, recording, broadcasting or otherwise now known or herein after developed without the previous express consent by the copyright owner, except for reproduction in daily press and regular printed publications on sale to the public within 60 days of the event related to those data/results and always provided that copyright symbol appears together as follows below.

© DORNA, 2025

## BEST PARTIAL TIMES

### PT GRAND PRIX OF THAILAND

### FREE PRACTICE NR. 2



Chang International Circuit

**IT** Ideal Lap Time, sum of the best partial times

**BT** Best Lap Time

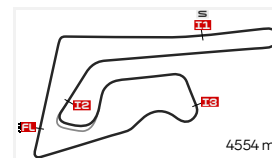
Pos	<b>T1</b>		<b>T2</b>		<b>T3</b>		<b>T4</b>		Pos	Rider	IT	BT
	Rider	Time	Rider	Time	Rider	Time	Rider	Time				
26	<b>D.MOREIRA</b>	<b>20.639</b>	<b>D.ALONSO</b>	<b>27.648</b>	<b>C.VEIJER</b>	<b>23.495</b>	<b>A.HUERTAS</b>	<b>24.158</b>	26	D.ALONSO	1'35.924	1'35.924 (26)
27	A.ESCRIG	20.675	A.HUERTAS	27.675	A.HUERTAS	23.497	C.VEIJER	24.169	27	A.HUERTAS	1'36.094	1'36.125 (27)
28	<b>A.HUERTAS</b>	<b>20.764</b>	<b>O.GUTIERREZ</b>	<b>27.690</b>	<b>O.GUTIERREZ</b>	<b>23.714</b>	<b>I.ORTOLA</b>	<b>24.170</b>	28	O.GUTIERREZ	1'36.168	1'36.271 (28)

These data/results cannot be reproduced, stored and/or transmitted in whole or in part by any manner of electronic, mechanical, photocopying, recording, broadcasting or otherwise now known or herein after developed without the previous express consent by the copyright owner, except for reproduction in daily press and regular printed publications on sale to the public within 60 days of the event related to those data/results and always provided that copyright symbol appears together as follows below.  
 © DORNA, 2025

# FASTEST LAPS SEQUENCE

## PT GRAND PRIX OF THAILAND

### FREE PRACTICE NR. 2



Chang International Circuit

Practice Time	#	Rider	Nation	Motorcycle	Time	Km/h	Rider's Lap
<b>3'19.135</b>	12	<b>Filip SALAC</b>	CZE	BOSCOSCURO	<b>1'35.432</b>	171.7	2
<b>5'12.522</b>	84	<b>Zonta VD GOORBERGH</b>	NED	KALEX	<b>1'35.246</b>	172.1	3
<b>5'42.067</b>	44	<b>Aron CANET</b>	SPA	KALEX	<b>1'35.140</b>	172.3	3
<b>6'47.473</b>	84	<b>Zonta VD GOORBERGH</b>	NED	KALEX	<b>1'34.951</b>	172.6	4
<b>8'52.230</b>	44	<b>Aron CANET</b>	SPA	KALEX	<b>1'34.900</b>	172.7	5
<b>26'45.432</b>	53	<b>Deniz ÖNCÜ</b>	TUR	KALEX	<b>1'34.720</b>	173.0	12

These data/results cannot be reproduced, stored and/or transmitted in whole or in part by any manner of electronic, mechanical, photocopying, recording, broadcasting or otherwise now known or herein after developed without the previous express consent by the copyright owner, except for reproduction in daily press and regular printed publications on sale to the public within 60 days of the event related to those data/results and always provided that copyright symbol appears together as follows below.

© DORNA, 2025

Official MotoGP Timing by [www.motogp.com](http://www.motogp.com)

Buriram, Saturday, March 01, 2025