

Chang International Circuit

# CLASSIFICATION

## PT GRAND PRIX OF THAILAND

### FREE PRACTICE NR. 1

#	Rider	Nation	Team	Motorcycle	Time	Lap Total	Gap	T. Speed
1	18 <b>Manuel GONZALEZ</b>	SPA	Liqui Moly Dynavolt Intact GP	KALEX	<b>1'34.591</b>	14 19		<b>279.7</b>
2	53 <b>Deniz ÖNCÜ</b>	TUR	Red Bull KTM Ajo	KALEX	<b>1'34.871</b>	16 20	0.280 0.280	<b>282.7</b>
3	10 <b>Diogo MOREIRA</b>	BRA	Italtrans Racing Team	KALEX	<b>1'35.192</b>	15 19	0.601 0.321	<b>279.7</b>
4	14 <b>Tony ARBOLINO</b>	ITA	BLU CRU Pramac Yamaha Moto2	BOSCOSCURO	<b>1'35.323</b>	16 18	0.732 0.131	<b>284.9</b>
5	96 <b>Jake DIXON</b>	GBR	ELF Marc VDS Racing Team	BOSCOSCURO	<b>1'35.364</b>	11 17	0.773 0.041	<b>281.2</b>
6	12 <b>Filip SALAC</b>	CZE	ELF Marc VDS Racing Team	BOSCOSCURO	<b>1'35.383</b>	14 17	0.792 0.019	<b>278.3</b>
7	28 <b>Izan GUEVARA</b>	SPA	BLU CRU Pramac Yamaha Moto2	BOSCOSCURO	<b>1'35.456</b>	16 18	0.865 0.073	<b>279.7</b>
8	81 <b>Senna AGIUS</b>	AUS	Liqui Moly Dynavolt Intact GP	KALEX	<b>1'35.505</b>	13 20	0.914 0.049	<b>279.7</b>
9	44 <b>Aron CANET</b>	SPA	Fantic Racing LINO SONEGO	KALEX	<b>1'35.521</b>	9 12	0.930 0.016	<b>274.1</b>
10	15 <b>Darryn BINDER</b>	RSA	ITALJET Gresini Moto2	KALEX	<b>1'35.554</b>	5 18	0.963 0.033	<b>278.3</b>
11	21 <b>Alonso LOPEZ</b>	SPA	Team HDR Heidrun	BOSCOSCURO	<b>1'35.562</b>	16 17	0.971 0.008	<b>279.0</b>
12	75 <b>Albert ARENAS</b>	SPA	ITALJET Gresini Moto2	KALEX	<b>1'35.625</b>	14 18	1.034 0.063	<b>280.5</b>
13	13 <b>Celestino VIETTI</b>	ITA	Team HDR Heidrun	BOSCOSCURO	<b>1'35.657</b>	18 19	1.066 0.032	<b>280.5</b>
14	7 <b>Barry BALTUS</b>	BEL	Fantic Racing LINO SONEGO	KALEX	<b>1'35.758</b>	4 18	1.167 0.101	<b>276.2</b>
15	24 <b>Marcos RAMIREZ</b>	SPA	OnlyFans American Racing Team	KALEX	<b>1'35.776</b>	16 17	1.185 0.018	<b>279.7</b>
16	80 <b>David ALONSO</b>	COL	CFMOTO Inde Aspar Team	KALEX	<b>1'35.779</b>	15 15	1.188 0.003	<b>278.3</b>
17	64 <b>Mario AJI</b>	INA	Idemitsu Honda Team Asia	KALEX	<b>1'35.871</b>	14 15	1.280 0.092	<b>275.5</b>
18	27 <b>Daniel HOLGADO</b>	SPA	CFMOTO Inde Aspar Team	KALEX	<b>1'36.037</b>	17 19	1.446 0.166	<b>277.6</b>
19	84 <b>Zonta VD GOORBERGH</b>	NED	RW-Idrofoglia Racing GP	KALEX	<b>1'36.096</b>	5 11	1.505 0.059	<b>279.7</b>
20	99 <b>Adrian HUERTAS</b>	SPA	Italtrans Racing Team	KALEX	<b>1'36.108</b>	20 20	1.517 0.012	<b>276.2</b>
21	4 <b>Ivan ORTOLA</b>	SPA	QJMOTOR - FRINSA - MSI	BOSCOSCURO	<b>1'36.153</b>	15 16	1.562 0.045	<b>284.2</b>
22	92 <b>Yuki KUNII</b>	JPN	Idemitsu Honda Team Asia	KALEX	<b>1'36.211</b>	19 19	1.620 0.058	<b>277.6</b>
23	9 <b>Jorge NAVARRO</b>	SPA	KLINT Forward Factory Team	FORWARD	<b>1'36.236</b>	17 17	1.645 0.025	<b>274.1</b>
24	95 <b>Collin VEIJER</b>	NED	Red Bull KTM Ajo	KALEX	<b>1'36.361</b>	12 19	1.770 0.125	<b>278.3</b>
25	71 <b>Ayumu SASAKI</b>	JPN	RW - Idrofoglia Racing GP	KALEX	<b>1'36.377</b>	11 18	1.786 0.016	<b>278.3</b>
26	16 <b>Joe ROBERTS</b>	USA	OnlyFans American Racing Team	KALEX	<b>1'36.400</b>	7 15	1.809 0.023	<b>275.5</b>
27	11 <b>Alex ESCRIG</b>	SPA	KLINT Forward Factory Team	FORWARD	<b>1'36.469</b>	17 18	1.878 0.069	<b>273.4</b>
28	66 <b>Oscar GUTIERREZ</b>	SPA	QJMOTOR - FRINSA - MSI	BOSCOSCURO	<b>1'36.742</b>	17 18	2.151 0.273	<b>278.3</b>

 Practice condition: **Dry**

Air: 31°

Humidity: 42%

Ground: 41°

**Fastest Lap:**
**Best Race Lap:**
**All-Time Lap Record:**

Lap: 14	<b>Manuel GONZALEZ</b>	<b>1'34.591</b>	173.3 Km/h
2024	<b>Ai OGURA</b>	<b>1'35.597</b>	171.4 Km/h
2025	<b>Manuel GONZALEZ</b>	<b>1'34.591</b>	173.3 Km/h

The results are provisional until the end of the limit for protest and appeals.

 Time limit for protest expires 60' after publication of the results - ..... Time: **10:45**

These data/results cannot be reproduced, stored and/or transmitted in whole or in part by any manner of electronic, mechanical, photocopying, recording, broadcasting or otherwise now known or herein after developed without the previous express consent by the copyright owner, except for reproduction in daily press and regular printed publications on sale to the public within 60 days of the event related to those data/results and always provided that copyright symbol appears together as follows below.

© DORNA, 2025

Official MotoGP Timing by

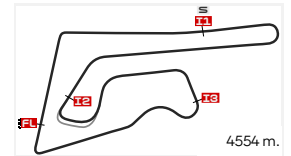
www.motogp.com

**Buriram, Friday, February 28, 2025**

# TOP SPEED & AVERAGE

## PT GRAND PRIX OF THAILAND

### FREE PRACTICE NR. 1



Chang International Circuit

#	Rider	Nation	Motorcycle	Top 5 speeds					Average	Top
14	<b>Tony ARBOLINO</b>	ITA	BOSCOSCURO	284.9	282.7	280.5	280.5	279.0	280.8	<b>284.9</b>
4	<b>Ivan ORTOLA</b>	SPA	BOSCOSCURO	284.2	282.7	281.2	281.2	281.2	282.1	<b>284.2</b>
53	<b>Deniz ÖNCÜ</b>	TUR	KALEX	282.7	279.7	279.0	279.0	278.3	279.5	<b>282.7</b>
96	<b>Jake DIXON</b>	GBR	BOSCOSCURO	281.2	280.5	279.7	279.0	279.0	279.9	<b>281.2</b>
13	<b>Celestino VIETTI</b>	ITA	BOSCOSCURO	280.5	279.0	279.0	279.0	279.0	279.3	<b>280.5</b>
75	<b>Albert ARENAS</b>	SPA	KALEX	280.5	279.7	279.7	279.0	277.6	279.0	<b>280.5</b>
10	<b>Diogo MOREIRA</b>	BRA	KALEX	279.7	277.6	276.9	275.5	275.5	277.0	<b>279.7</b>
18	<b>Manuel GONZALEZ</b>	SPA	KALEX	279.7	277.6	276.2	276.2	275.5	276.3	<b>279.7</b>
24	<b>Marcos RAMIREZ</b>	SPA	KALEX	279.7	278.3	278.3	278.3	278.3	278.5	<b>279.7</b>
28	<b>Izan GUEVARA</b>	SPA	BOSCOSCURO	279.7	279.0	279.0	279.0	279.0	279.1	<b>279.7</b>
81	<b>Senna AGIUS</b>	AUS	KALEX	279.7	279.7	279.0	278.3	278.3	279.0	<b>279.7</b>
84	<b>Zonta VD GOORBERGH</b>	NED	KALEX	279.7	277.6	277.6	277.6	276.9	277.9	<b>279.7</b>
21	<b>Alonso LOPEZ</b>	SPA	BOSCOSCURO	279.0	277.6	277.6	277.6	277.6	277.8	<b>279.0</b>
12	<b>Filip SALAC</b>	CZE	BOSCOSCURO	278.3	278.3	277.6	277.6	277.6	277.8	<b>278.3</b>
15	<b>Darryn BINDER</b>	RSA	KALEX	278.3	275.5	275.5	275.5	275.5	276.1	<b>278.3</b>
66	<b>Oscar GUTIERREZ</b>	SPA	BOSCOSCURO	278.3	278.3	278.3	278.3	277.6	278.1	<b>278.3</b>
71	<b>Ayumu SASAKI</b>	JPN	KALEX	278.3	278.3	277.6	277.6	277.6	277.8	<b>278.3</b>
80	<b>David ALONSO</b>	COL	KALEX	278.3	278.3	277.6	277.6	277.6	277.8	<b>278.3</b>
95	<b>Collin VEIJER</b>	NED	KALEX	278.3	278.3	277.6	276.9	276.9	277.6	<b>278.3</b>
27	<b>Daniel HOLGADO</b>	SPA	KALEX	277.6	277.6	276.9	276.9	276.2	276.8	<b>277.6</b>
92	<b>Yuki KUNII</b>	JPN	KALEX	277.6	276.9	276.2	276.2	276.2	276.6	<b>277.6</b>
7	<b>Barry BALTUS</b>	BEL	KALEX	276.2	274.8	274.1	274.1	273.4	274.0	<b>276.2</b>
99	<b>Adrian HUERTAS</b>	SPA	KALEX	276.2	275.5	274.8	274.8	274.8	275.2	<b>276.2</b>
16	<b>Joe ROBERTS</b>	USA	KALEX	275.5	274.8	274.8	274.8	274.1	274.7	<b>275.5</b>
64	<b>Mario AJI</b>	INA	KALEX	275.5	274.8	274.1	273.4	273.4	273.9	<b>275.5</b>
9	<b>Jorge NAVARRO</b>	SPA	FORWARD	274.1	272.7	272.7	272.0	272.0	272.7	<b>274.1</b>
44	<b>Aron CANET</b>	SPA	KALEX	274.1	274.1	274.1	273.4	273.4	273.8	<b>274.1</b>
11	<b>Alex ESCRIG</b>	SPA	FORWARD	273.4	273.4	272.0	271.3	271.3	272.1	<b>273.4</b>

These data/results cannot be reproduced, stored and/or transmitted in whole or in part by any manner of electronic, mechanical, photocopying, recording, broadcasting or otherwise now known or herein after developed without the previous express consent by the copyright owner, except for reproduction in daily press and regular printed publications on sale to the public within 60 days of the event related to those data/results and always provided that copyright symbol appears together as follows below.

© DORNA, 2025


Official MotoGP Timing by [www.motogp.com](http://www.motogp.com)

Buriram, Friday, February 28, 2025

# CHRONOLOGICAL ANALYSIS OF PERFORMANCES

## PT GRAND PRIX OF THAILAND

### FREE PRACTICE NR. 1



Chang International Circuit

\* Lap / Sector time cancelled  
P Crossing the finish line in pit lane

T1 Time from finish line to 1st intermediate  
T2 Time from 1st intermed. to 2nd intermed.

T3 Time from 2nd intermed. to 3rd intermed.  
T4 Time from 3rd intermediate to finish line

Lap	Lap Time	T1	T2	T3	T4	Speed	Lap	Lap Time	T1	T2	T3	T4	Speed		
<b>1st 18 Manuel GONZALEZ</b> Liqui Moly Dynavolt Int SPA Runs=2 Total laps=19 Full laps=16 Valid laps=14							20	1'35.512	*	20.598	27.461	23.410	24.043	*	279.0
1	2'52.942	18.508	29.373	24.140	24.125	263.4	<b>3rd 10 Diogo MOREIRA</b> Italtrans Racing Team BRA Runs=2 Total laps=19 Full laps=16 Valid laps=14								
2	1'35.814	20.684	27.765	23.408	23.957	274.1	1	2'13.597	17.945	29.374	24.061	24.602	254.7		
3	1'35.682	20.606	27.852	23.384	23.840	275.5	2	1'36.835	20.996	28.059	23.602	24.178	273.4		
4	1'35.505	20.522	27.639	23.366	23.978	279.7	3	1'36.000	20.797	27.597	23.621	23.985	274.8		
5	1'35.838	20.707	27.608	23.426	24.097	275.5	4	1'35.932	20.790	27.662	23.492	23.988	274.8		
6	1'35.850	20.676	27.668	23.406	24.100	275.5	5	1'36.285	*	20.830	27.873	23.475	24.107	*	275.5
7	1'35.550	20.617	27.526	23.361	24.046	276.2	6	1'37.767	20.781	29.450	23.494	24.042	274.1		
8	1'39.921	20.862	29.692	24.988	24.379	273.4	7	1'35.987	*	20.697	27.690	23.475	24.125	*	274.8
9	1'35.557	20.555	27.434	23.456	24.112	277.6	8	1'35.855	20.753	27.708	23.360	24.034	275.5		
10	1'35.919	20.632	27.601	23.487	24.199	275.5	9	1'35.729	20.656	27.562	23.468	24.043	277.6		
11	1'55.529	P	21.428	29.021	25.528	39.552	257.7	10	1'36.046	20.792	27.675	23.498	24.081	274.1	
12	10'00.561	18.255	28.650	26.494	24.623	265.3	11	1'36.425	20.718	27.533	23.921	24.253	274.8		
13	1'34.781	20.488	27.458	23.115	23.720	275.5	12	1'36.126	20.754	27.620	23.596	24.156	273.4		
14	1'34.591	20.473	27.384	23.051	23.683	275.5	13	1'51.631	P	20.752	28.369	23.953	38.557	273.4	
15	1'35.072	*	20.563	27.543	* 23.150	23.816	274.8	14	11'27.385	19.010	28.892	23.858	30.716	260.8	
16	1'35.081	20.515	27.439	23.255	23.872	274.1	15	1'35.192	20.550	27.408	23.393	23.841	276.9		
17	1'35.258	*	20.485	27.492	23.280	24.001	* 274.1	16	1'39.236	20.842	29.401	23.607	25.386	274.8	
18	1'35.200	20.591	27.488	23.267	23.854	274.8	17	1'35.376	20.542	27.365	23.447	24.022	279.7		
19	1'35.008	20.512	27.422	23.184	23.890	276.2	18	1'35.345	20.616	27.519	23.291	23.919	273.4		
<b>2nd 53 Deniz ÖNCÜ</b> Red Bull KTM Ajo TUR Runs=2 Total laps=20 Full laps=17 Valid laps=14							19	1'35.513	20.644	27.557	23.391	23.921	274.8		
1	2'34.533	18.134	29.880	25.234	25.064	274.1	<b>4th 14 Tony ARBOLINO</b> BLU CRU Pramac Yama ITA Runs=2 Total laps=18 Full laps=15 Valid laps=14								
2	1'36.580	20.759	27.971	23.692	24.158	276.9	1	2'23.195	17.448	29.898	24.523	25.120	244.3		
3	1'36.815	20.749	27.815	23.724	24.527	276.9	2	1'37.330	20.871	28.489	23.745	24.225	271.3		
4	1'36.135	20.880	27.682	23.481	24.092	276.9	3	1'36.096	20.676	27.954	23.438	24.028	280.5		
5	1'38.251	20.679	29.566	23.836	24.170	278.3	4	1'35.923	20.581	27.887	23.462	23.993	282.7		
6	1'36.149	20.664	27.552	23.566	24.367	276.9	5	1'35.645	20.504	27.652	23.415	24.074	284.9		
7	1'35.585	20.703	27.473	23.379	24.030	276.9	6	1'35.739	20.618	27.624	23.424	24.073	280.5		
8	1'35.958	20.650	27.530	23.677	24.101	276.9	7	1'36.111	20.664	27.684	23.646	24.117	275.5		
9	1'39.991	*	20.612	31.087	* 23.910	24.382	278.3	8	1'35.996	20.644	27.780	23.447	24.125	279.0	
10	1'35.897	20.624	27.472	23.728	24.073	277.6	9	1'39.904	20.685	30.521	23.987	24.711	279.0		
11	1'35.802	20.612	27.452	23.534	24.204	276.9	10	1'36.154	20.617	27.818	23.600	24.119	279.0		
12	1'35.595	20.575	27.498	23.502	24.020	277.6	11	1'36.298	20.653	27.616	23.588	24.441	277.6		
13	1'50.950	P	20.808	28.180	24.149	37.813	273.4	12	1'54.049	P	21.338	29.844	24.296	38.571	260.8
14	9'26.174	19.053	34.017	23.606	29.012	264.7	13	12'24.726	19.663	30.275	29.614	27.704	243.7		
15	1'35.749	20.437	27.585	23.501	24.226	279.7	14	1'36.468	*	20.656	28.186	* 23.548	24.078	276.2	
16	1'34.871	20.442	27.345	23.317	23.767	277.6	15	1'35.425	20.541	27.466	23.490	23.928	276.2		
17	1'42.959	*	20.479	27.510	28.417	* 26.553	276.9	16	1'35.323	20.591	27.482	23.388	23.862	277.6	
18	1'35.519	20.566	27.658	23.336	23.959	279.0	17	1'35.360	20.567	27.451	23.402	23.940	278.3		
19	1'35.502	20.419	27.638	23.424	24.021	282.7									

**Fastest Lap:** Manuel GONZALEZ Liqui Moly Dynavolt Int SPA 1'34.591 20.473 27.384 23.051 23.683

These data/results cannot be reproduced, stored and/or transmitted in whole or in part by any manner of electronic, mechanical, photocopying, recording, broadcasting or otherwise now known or herein after developed without the previous express consent by the copyright owner, except for reproduction in daily press and regular printed publications on sale to the public within 60 days of the event related to those data/results and always provided that copyright symbol appears together as follows below.

© DORNA, 2025

Official MotoGP Timing by TISSOT

www.motogp.com

Buriram, Friday, February 28, 2025

## Free Practice Nr. 1

## Moto2™

Lap	Lap Time	T1	T2	T3	T4	Speed	Lap	Lap Time	T1	T2	T3	T4	Speed	
18	<b>1'40.261</b>	20.544	27.524	28.083	24.110	278.3	12	<b>1'36.099</b>	20.586	27.563	23.831	24.119	279.0	
<b>5th 96 Jake DIXON</b> ELF Marc VDS Racing Te GBR Runs=3 Total laps=17 Full laps=12 Valid laps=11							13 <b>1'50.943</b> P 20.589 27.641 23.905 38.808 276.9							
1	2'47.843	17.701	30.923	25.908	27.362	267.3	14	10'57.427	*	17.490	28.166	* 23.842	24.193	274.1
2	<b>1'37.053</b>	20.887	28.015	23.711	24.440	279.0	15	<b>1'35.741</b>	20.618	27.546	23.656	23.921	276.2	
3	2'00.341	P	27.851	30.282	25.009	37.199	247.1	16	<b>1'35.456</b>	20.503	27.443	23.553	23.957	277.6
4	4'24.258	18.895	29.311	23.583	24.171	216.8	17	<b>1'35.491</b>	20.521	27.523	23.566	23.881	278.3	
5	<b>1'36.297</b>	20.699	27.732	23.424	24.442	280.5	18	<b>1'37.365</b>	20.569	27.560	24.349	24.887	278.3	
6	<b>1'36.821</b>	20.690	28.003	23.861	24.267	281.2	<b>8th 81 Senna AGIUS</b> Liqui Moly Dynavolt Int AUS Runs=2 Total laps=20 Full laps=17 Valid laps=15							
7	<b>1'35.927</b>	20.624	27.668	23.425	24.210	279.7	1	2'47.034	17.331	29.716	24.479	24.672	259.6	
8	<b>1'36.385</b>	20.691	27.924	23.657	24.113	276.2	2	<b>1'36.993</b>	20.920	28.117	23.769	24.187	275.5	
9	1'49.330	P	20.703	27.641	23.849	* 37.137	276.2	3	<b>1'36.225</b>	20.702	27.843	23.626	24.054	276.9
10	10'29.748	16.866	28.264	24.558	24.262	274.1	4	<b>1'36.139</b>	20.613	27.845	23.511	24.170	279.7	
11	<b>1'35.364</b>	20.646	27.618	23.278	23.822	277.6	5	<b>1'36.135</b>	20.754	27.801	23.503	24.077	278.3	
12	<b>1'35.865</b>	20.590	27.857	23.429	23.989	279.0	6	<b>1'36.410</b>	20.869	27.726	23.567	24.248	276.2	
13	1'40.473	*	20.603	31.758	* 23.909	24.203	274.8	7	<b>1'36.653</b>	20.708	27.964	23.551	24.430	278.3
14	<b>1'35.796</b>	20.646	27.798	23.477	23.875	274.8	8	<b>1'36.454</b>	20.678	27.926	23.621	24.229	279.7	
15	<b>1'35.912</b>	20.707	27.823	23.450	23.932	276.9	9	<b>1'36.176</b>	20.714	27.689	23.539	24.234	279.0	
16	<b>1'35.947</b>	20.623	27.811	23.510	24.003	276.2	10	1'51.706	P	21.809	28.177	24.017	37.703	271.3
17	<b>1'35.843</b>	20.579	27.847	23.437	23.980	276.2	11	9'07.274	17.459	30.029	23.832	24.631	270.0	
<b>6th 12 Filip SALAC</b> ELF Marc VDS Racing Te CZE Runs=2 Total laps=17 Full laps=14 Valid laps=12							12	<b>1'35.685</b>	20.676	27.665	23.339	24.005	274.1	
1	2'33.963	17.385	30.742	24.889	25.038	259.6	13	<b>1'35.505</b>	20.562	27.660	23.332	23.951	275.5	
2	1'38.409	*	20.815	28.069	23.840	25.685	* 274.8	14	<b>1'38.327</b>	20.648	29.624	23.741	24.314	275.5
3	<b>1'43.029</b>	20.938	27.808	27.429	26.854	276.9	15	<b>1'36.022</b>	20.766	27.748	23.389	24.119	276.9	
4	<b>1'36.620</b>	20.590	28.038	23.868	24.124	277.6	16	1'35.981	*	20.658	27.823	* 23.437	24.063	274.8
5	<b>1'36.145</b>	20.684	27.844	23.583	24.034	275.5	17	<b>1'35.909</b>	20.627	27.797	23.388	24.097	274.8	
6	<b>1'36.136</b>	20.683	27.719	23.536	24.198	275.5	18	<b>1'36.115</b>	20.622	27.764	23.613	24.116	274.8	
7	<b>1'39.875</b>	20.669	29.939	24.268	24.999	275.5	19	<b>1'35.805</b>	20.643	27.661	23.378	24.123	276.9	
8	<b>1'35.949</b>	20.650	27.714	23.529	24.056	278.3	20	1'35.838	*	20.579	27.651	23.430	24.178	* 276.9
9	1'57.471	P	20.617	28.769	27.442	40.643	277.6	<b>9th 44 Aron CANET</b> Fantic Racing LINO SO SPA Runs=2 Total laps=12 Full laps=9 Valid laps=9						
10	13'35.380	17.318	28.473	27.500	25.480	273.4	1	2'46.428	17.964	29.809	24.219	24.801	269.3	
11	<b>1'35.631</b>	20.655	27.633	23.521	23.822	274.8	2	<b>1'37.000</b>	20.995	28.366	23.317	24.322	273.4	
12	<b>1'37.211</b>	20.636	27.628	24.289	24.658	275.5	3	<b>1'36.100</b>	20.816	27.747	23.266	24.271	272.7	
13	1'40.493	*	20.553	31.558	* 24.042	24.340	277.6	4	<b>1'36.561</b>	20.989	27.897	23.360	24.315	274.1
14	<b>1'35.383</b>	20.589	27.545	23.420	23.829	276.2	5	<b>1'35.705</b>	20.749	27.776	23.180	24.000	272.7	
15	<b>1'49.845</b>	20.554	34.806	25.002	29.483	278.3	6	<b>1'36.044</b>	20.782	27.665	23.466	24.131	272.7	
16	<b>1'35.466</b>	20.598	27.482	23.494	23.892	276.9	7	<b>1'35.896</b>	20.753	27.797	23.284	24.062	273.4	
17	<b>1'35.721</b>	20.570	27.607	23.607	23.937	277.6	8	<b>1'35.637</b>	20.666	27.680	23.287	24.004	272.0	
<b>7th 28 Izan GUEVARA</b> BLU CRU Pramac Yama SPA Runs=2 Total laps=18 Full laps=15 Valid laps=15							9	<b>1'35.521</b>	20.671	27.544	23.349	23.957	274.1	
1	3'16.796	18.083	28.922	24.224	24.614	272.0	10	<b>1'35.875</b>	20.657	27.666	23.345	24.207	274.1	
2	<b>1'36.430</b>	20.807	27.950	23.581	24.092	277.6	11	2'01.503	P	25.711	28.631	24.509	42.652	234.7
3	<b>1'36.440</b>	20.620	28.066	23.606	24.148	279.0	12	12'20.090	20.862	29.735	23.668	24.600	258.3	
4	<b>1'35.581</b>	20.556	27.524	23.565	23.936	279.0	unfinished	20.789					272.0	
5	<b>1'35.959</b>	20.587	27.693	23.641	24.038	279.0	<b>10th 15 Darryn BINDER</b> ITALJET Gresini Moto2 RSA Runs=2 Total laps=18 Full laps=15 Valid laps=13							
6	<b>1'36.049</b>	20.671	27.674	23.670	24.034	277.6	1	2'08.574	18.236	30.721	25.949	25.011	250.0	
7	<b>1'35.846</b>	20.578	27.548	23.651	24.069	278.3	2	<b>1'37.551</b>	21.009	28.075	24.053	24.414	275.5	
8	<b>1'35.899</b>	20.582	27.536	23.756	24.025	279.0	3	<b>1'36.397</b>	20.793	27.844	23.683	24.077	274.1	
9	<b>1'36.353</b>	20.632	27.995	23.704	24.022	279.7	4	<b>1'40.609</b>	20.738	28.005	27.796	24.070	275.5	
10	<b>1'36.037</b>	20.599	27.725	23.642	24.071	278.3	5	<b>1'35.554</b>	20.570	27.585	23.341	24.058	278.3	
11	<b>1'35.892</b>	20.565	27.577	23.722	24.028	278.3	6	<b>1'36.264</b>	20.773	27.701	23.474	24.316	275.5	

**Fastest Lap:** Manuel GONZALEZ Liqui Moly Dynavolt Int SPA **1'34.591** 20.473 27.384 23.051 23.683

These data/results cannot be reproduced, stored and/or transmitted in whole or in part by any manner of electronic, mechanical, photocopying, recording, broadcasting or otherwise now known or herein after developed without the previous express consent by the copyright owner, except for reproduction in daily press and regular printed publications on sale to the public within 60 days of the event related to those data/results and always provided that copyright symbol appears together as follows below.

© DORNA, 2025

Official MotoGP Timing by  TISSOT

www.motogp.com

Buriram, Friday, February 28, 2025

Page 2 of 6



# Free Practice Nr. 1

# Moto2™

Lap	Lap Time	T1	T2	T3	T4	Speed
7	1'36.445	20.853	27.768	23.646	24.178	274.8
8	1'36.061	20.734	27.602	23.543	24.182	274.8
9	1'50.327 P	20.839	27.968	24.283	37.237	274.8
10	12'28.127	19.689	29.303	24.094	24.352	256.5
11	1'36.544 *	20.854	27.864	23.651	24.175 *	274.1
12	1'35.964	20.696	27.574	23.598	24.096	274.8
13	1'36.116	20.760	27.696	23.509	24.151	274.1
14	1'38.573 *	20.756	27.696 *	23.657	26.464	274.1
15	1'36.869	21.052	27.787	23.726	24.304	273.4
16	1'36.302	20.895	27.617	23.559	24.231	274.1
17	1'36.281	20.867	27.579	23.597	24.238	274.8
18	1'35.740	20.708	27.505	23.435	24.092	275.5

11th 21		Alonso LOPEZ		Team HDR Heidrun		SPA
Runs=3	Total laps=17	Full laps=12	Valid laps=12			
1	1'56.332	17.749	30.283	25.181	25.400	266.6
2	1'37.920	20.959	28.297	24.172	24.492	277.6
3	1'36.927	20.739	28.050	23.851	24.287	277.6
4	1'36.360	20.692	27.794	23.628	24.246	277.6
5	1'36.517	20.714	27.772	23.755	24.276	279.0
6	1'36.468	20.781	27.716	23.657	24.314	277.6
7	1'36.156	20.667	27.597	23.737	24.155	277.6
8	1'56.019 P	22.330	28.965	25.897	38.827	232.7
9	11'29.349	17.439	28.837	24.041	24.295	266.6
10	1'36.208	20.778	27.767	23.626	24.037	274.1
11	1'36.350	20.849	27.827	23.591	24.083	274.8
12	1'36.422	20.742	27.780	23.636	24.264	276.2
13	1'51.334 P	21.432	28.458	24.039	37.405	244.8
14	4'24.864	17.101	28.443	23.732	24.090	269.3
15	1'35.970	20.776	27.740	23.463	23.991	270.6
16	1'35.562	20.707	27.494	23.409	23.952	275.5
17	1'35.786	20.653	27.603	23.449	24.081	276.2

12th 75		Albert ARENAS		ITALJET Gresini Moto2		SPA
Runs=2	Total laps=18	Full laps=15	Valid laps=14			
1	2'23.157	18.589	30.843	25.439	25.558	240.5
2	1'39.681	20.918	28.860	25.008	24.895	270.0
3	1'36.733	20.741	27.838	23.778	24.376	277.6
4	1'36.293	20.652	27.761	23.695	24.185	279.0
5	1'36.110	20.686	27.683	23.636	24.105	279.7
6	1'36.506	20.719	27.753	23.682	24.352	276.9
7	1'36.347	20.709	27.690	23.520	24.428	279.7
8	1'36.495	20.753	27.863	23.605	24.274	276.2
9	1'36.391	20.740	27.860	23.603	24.188	276.2
10	1'55.450 P	22.165	30.494	23.838	38.953	251.1
11	12'50.761	20.401	28.422	24.084	24.443	260.2
12	1'36.016	20.662	27.825	23.511	24.018	274.8
13	1'35.885 *	20.605	27.740 *	23.540	24.000	276.9
14	1'35.625	20.585	27.521	23.463	24.056	276.2
15	1'35.768	20.681	27.548	23.524	24.015	275.5
16	1'36.127	20.738	27.586	23.591	24.212	276.9
17	1'43.157	20.561	33.469	24.666	24.461	280.5
18	1'35.636	20.540	27.524	23.493	24.079	277.6

Lap	Lap Time	T1	T2	T3	T4	Speed
13th 13	Celestino VIETTI		Team HDR Heidrun		ITA	
Runs=2	Total laps=19	Full laps=16	Valid laps=15			
1	2'19.077	20.297	32.633	26.047	25.728	219.9
2	1'38.654	21.245	28.369	24.305	24.735	274.1
3	1'36.602	20.720	27.828	23.880	24.174	278.3
4	1'36.070	20.615	27.691	23.658	24.106	279.0
5	1'35.950	20.569	27.674	23.503	24.204	278.3
6	1'35.984	20.530	27.693	23.679	24.082	279.0
7	1'36.151	20.537	27.720	23.653	24.241	278.3
8	1'47.362	23.011	35.553	24.169	24.629	193.2
9	1'36.011	20.468	27.752	23.643	24.148	279.0
10	1'35.969	20.491	27.654	23.685	24.139	279.0
11	1'58.255 P	21.911	29.807	25.908	40.629	266.0
12	10'32.256	17.971	28.898	24.330	24.385	267.9
13	1'36.107	20.558	27.746	23.696	24.107	277.6
14	1'35.708	20.470	27.659	23.542	24.037	278.3
15	1'40.824 *	20.527	31.500 *	24.158	24.639	277.6
16	1'35.816	20.500	27.667	23.617	24.032	277.6
17	1'41.944	20.523	27.632	27.427	26.362	276.9
18	1'35.657	20.524	27.519	23.555	24.059	279.0
19	1'44.762	20.387	34.091	24.559	25.725	280.5

14th 7		Barry BALTUS		Fantic Racing LINO SO		BEL
Runs=2	Total laps=18	Full laps=15	Valid laps=12			
1	2'21.381	16.909	29.557	24.516	24.898	267.3
2	1'37.158 *	20.914	28.238 *	23.683 *	24.323	272.7
3	1'36.307	20.751	27.845	23.554	24.157	272.7
4	1'35.758	20.668	27.708	23.309	24.073	272.7
5	1'36.428 *	20.619	27.686	23.352	24.771 *	271.3
6	1'36.090	20.766	27.770	23.436	24.118	276.2
7	1'35.760	20.755	27.592	23.361	24.052	274.1
8	1'35.984	20.677	27.685	23.453	24.169	273.4
9	1'36.065	20.659	27.673	23.552	24.181	274.8
10	1'36.219 *	20.730	27.699	23.557	24.233 *	273.4
11	1'36.234	20.774	27.772	23.445	24.243	273.4
12	1'52.094 P	21.058	28.942	23.757	38.337	270.6
13	13'08.227 *	16.960	28.884 *	23.683	24.390	270.0
14	1'36.392	20.687	27.801	23.533	24.371	272.0
15	1'36.376	20.776	27.797	23.515	24.288	272.7
16	1'36.452	20.652	27.880	23.575	24.345	273.4
17	1'36.421	20.688	27.814	23.639	24.280	274.1
18	1'36.143	20.638	27.679	23.510	24.316	273.4

15th 24		Marcos RAMIREZ		OnlyFans American Raci		SPA
Runs=2	Total laps=17	Full laps=14	Valid laps=13			
1	1'53.096	19.592	32.234	25.323	25.381	233.2
2	1'38.062	21.338	28.324	23.977	24.423	274.1
3	1'36.804 *	21.030	27.736	23.521	24.517 *	274.8
4	1'40.464	20.845	31.542	23.761	24.316	276.2
5	1'36.178	20.765	27.773	23.464	24.176	278.3
6	1'36.033	20.736	27.670	23.443	24.184	278.3
7	1'37.475	20.824	28.628	23.786	24.237	278.3
8	1'41.562	20.858	27.692	28.731	24.281	274.8
9	1'36.240	20.780	27.667	23.585	24.208	275.5

**Fastest Lap:** Manuel GONZALEZ      Liqui Moly Dynavolt Int      SPA      1'34.591      20.473      27.384      23.051      23.683

These data/results cannot be reproduced, stored and/or transmitted in whole or in part by any manner of electronic, mechanical, photocopying, recording, broadcasting or otherwise now known or herein after developed without the previous express consent by the copyright owner, except for reproduction in daily press and regular printed publications on sale to the public within 60 days of the event related to those data/results and always provided that copyright symbol appears together as follows below.

© DORNA, 2025

Official MotoGP Timing by TISSOT

www.motogp.com

Buriram, Friday, February 28, 2025

## Free Practice Nr. 1

## Moto2™

Lap	Lap Time	T1	T2	T3	T4	Speed	Lap	Lap Time	T1	T2	T3	T4	Speed
10	1'36.232	20.830	27.604	23.629	24.169	274.8	9	1'36.339	20.604	27.804	23.682	24.249	276.9
11	1'57.451 P	21.871	29.691	25.294	40.595	252.9	10	1'36.946	20.683	27.853	23.936	24.474	274.1
12	1'42.440	18.764	32.542	23.874	30.841	263.4	11	1'36.552	20.658	27.839	23.723	24.332	274.8
13	1'36.304	20.728	27.908	23.508	24.160	276.2	12	1'55.504 P	21.726	29.681	24.829	39.268	263.4
14	1'36.546	20.681	27.624	23.570	24.671	276.9	13	11'01.773	17.292	28.405	23.961	24.552	267.9
15	1'39.544	20.624	27.854	26.885	24.181	278.3	14	1'36.728 *	20.694	28.008 *	23.704	24.322	274.8
16	1'35.776	20.642	27.580	23.484	24.070	278.3	15	1'36.466	20.656	27.745	23.687	24.378	274.8
17	1'35.877	20.575	27.550	23.638	24.114	279.7	16	1'36.257	20.656	27.659	23.755	24.187	273.4
<b>16th 80 David ALONSO</b> CFMOTO Inde Aspar Te COL Runs=3 Total laps=15 Full laps=10 Valid laps=10							17 1'36.037 20.632 27.666 23.571 24.168 274.8						
1	2'41.327	17.567	31.481	25.286	25.515	225.4	<b>19th 84 Zonta VD GOORBERGH</b> RW-Idrofoglia Racing G NED Runs=3 Total laps=11 Full laps=6 Valid laps=6						
2	1'39.061	21.258	28.785	24.279	24.739	276.2	1	2'22.197	17.025	29.736	24.944	24.884	260.2
3	1'37.748	21.012	28.162	24.023	24.551	276.9	2	1'37.245	20.870	28.159	23.875	24.341	276.9
4	1'44.090 P	20.846	28.355	24.070	30.819	277.6	3	1'36.657	20.714	27.993	23.705	24.245	277.6
5	6'46.959	17.855	29.297	24.277	24.573	268.6	4	1'36.290	20.790	27.939	23.504	24.057	277.6
6	1'36.662	20.770	28.008	23.710	24.174	278.3	5	1'36.096	20.615	27.930	23.371	24.180	277.6
7	1'36.324	20.755	27.757	23.610	24.202	277.6	6	1'36.198	20.675	27.842	23.355	24.326	279.7
8	1'36.187	20.657	27.637	23.642	24.251	277.6	7	1'52.651 P	21.681	28.787	24.087	38.096	272.7
9	1'37.058	20.691	27.764	23.999	24.604	278.3	8	13'33.058	17.573	30.688	23.968	24.429	245.4
10	1'55.187 P	21.081	30.188	24.522	39.396	273.4	9	1'36.513	20.849	27.848	23.514	24.302	272.7
11	11'14.779 *	25.499	29.698 *	26.089	24.806	244.3	10	1'57.189 P	20.741			38.719	273.4
12	1'36.646	20.856	27.803	23.821	24.166	274.8	11	7'13.214 P	16.998	28.639	26.380	39.205	269.3
13	1'36.205	20.722	27.607	23.708	24.168	276.2	<b>20th 99 Adrian HUERTAS</b> Italtrans Racing Team SPA Runs=2 Total laps=20 Full laps=17 Valid laps=16						
14	1'36.174	20.718	27.684	23.630	24.142	276.9	1	2'15.027	18.062	30.214	24.931	25.209	238.4
15	1'35.779	20.630	27.482	23.557	24.110	277.6	2	1'38.506	21.089	28.647	24.220	24.550	264.7
<b>17th 64 Mario AJI</b> Idemitsu Honda Team INA Runs=2 Total laps=15 Full laps=11 Valid laps=10							3	1'38.151	21.058	28.415	24.208	24.470	272.0
1	3'21.329	17.706	29.642	24.337	24.864	266.0	4	1'37.487	20.920	28.131	23.917	24.519	273.4
2	1'38.971	20.935	29.795	23.703	24.538	272.7	5	1'37.680	20.864	28.015	23.972	24.829	272.7
3	1'36.375	20.808	27.815	23.647	24.105	273.4	6	1'37.010	20.752	27.953	23.888	24.417	274.8
4	1'36.007	20.659	27.715	23.385	24.248	275.5	7	1'37.088	20.988	27.963	23.848	24.289	276.2
5	1'37.338	20.756	27.956	23.666	24.960	273.4	8	1'36.809	20.869	27.883	23.782	24.275	274.1
6	1'36.065	20.706	27.771	23.393	24.195	272.0	9	1'37.295	20.837	27.898	23.828	24.732	274.8
7	1'36.135	20.851	27.715	23.320	24.249	272.0	10	1'37.341	21.006	28.169	23.998	24.168	272.7
8	2'00.151 P	21.281	31.235 *	24.435	43.200	268.6	11	1'36.503	20.685	27.832	23.741	24.245	275.5
9	14'26.912	17.499	29.001	23.791	24.458	269.3	12	1'54.815 P	20.884	29.942	24.310	39.679	266.6
10	1'36.019	20.776	27.879	23.288	24.076	273.4	13	9'52.324	18.312	28.531	23.628	24.066	265.3
11	1'35.890	20.634	27.762	23.345	24.149	274.8	14	1'36.150	20.825	27.676	23.599	24.050	270.6
12	1'40.457 *	20.821	30.702 *	24.431	24.503	273.4	15	1'36.072 *	20.693	27.663 *	23.561	24.155	272.7
13	1'35.890	20.670	27.668	23.366	24.186	274.1	16	1'36.494	20.710	27.727	23.701	24.356	272.7
14	1'35.871	20.699	27.646	23.352	24.174	273.4	17	1'37.002	21.039	27.827	23.851	24.285	270.6
15	2'00.139 P	21.084	33.145	23.804	42.106	267.9	18	1'36.246	20.841	27.736	23.595	24.074	272.7
<b>18th 27 Daniel HOLGADO</b> CFMOTO Inde Aspar Te SPA Runs=2 Total laps=19 Full laps=16 Valid laps=14							19	1'36.426	20.769	27.655	23.947	24.055	274.8
1	2'48.007	17.637	29.865	24.914	25.159	267.3	20	1'36.108	20.680	27.612	23.697	24.119	274.8
2	1'38.186	21.092	28.531	23.999	24.564	277.6	<b>21st 4 Ivan ORTOLA</b> QJMOTOR - FRINSA - SPA Runs=2 Total laps=16 Full laps=13 Valid laps=11						
3	1'37.746 *	21.041	28.348 *	23.897	24.460	274.8	1	2'25.055	17.611	29.559	24.764	25.315	262.7
4	1'37.640	20.862	28.494	23.858	24.426	276.2	2	1'38.196	21.026	28.581	23.954	24.635	278.3
5	1'36.958	20.903	28.032	23.760	24.263	276.2	3	1'36.708	20.755	27.865	23.665	24.423	281.2
6	1'36.509	20.717	27.780	23.727	24.285	276.2	4	1'36.419	20.625	27.808	23.689	24.297	281.2
7	1'36.790	20.670	27.990	23.731	24.399	277.6	<b>Fastest Lap:</b> Manuel GONZALEZ Liqiu Moly Dynavolt Int SPA 1'34.591 20.473 27.384 23.051 23.683						
8	1'36.399	20.761	27.833	23.594	24.211	276.9							

These data/results cannot be reproduced, stored and/or transmitted in whole or in part by any manner of electronic, mechanical, photocopying, recording, broadcasting or otherwise now known or herein after developed without the previous express consent by the copyright owner, except for reproduction in daily press and regular printed publications on sale to the public within 60 days of the event related to those data/results and always provided that copyright symbol appears together as follows below.

\* DORNA, 2025

Official MotoGP Timing by TISSOT

www.motogp.com

Buriram, Friday, February 28, 2025

Page 4 of 6



# Free Practice Nr. 1

# Moto2™

Lap	Lap Time	T1	T2	T3	T4	Speed	
5	1'36.723	*	20.600	27.922	23.734	24.467 *	282.7
6	1'36.916		20.866	27.831	23.804	24.415	279.7
7	1'36.783		20.652	27.921	23.930	24.280	279.0
8	1'37.327		20.726	27.798	24.192	24.611	279.7
9	1'52.609	P	20.652	28.047	25.139	38.771	280.5
10	1'55.888		20.549	29.851	23.756	24.558	245.4
11	1'36.502		20.636	28.020	23.589	24.257	280.5
12	1'36.363		20.794	27.804	23.699	24.066	276.2
13	1'36.276		20.657	27.702	23.759	24.158	277.6
14	1'41.339		20.888	27.808	28.252	24.391	275.5
15	1'36.153		20.586	27.679	23.462	24.426	281.2
16	1'38.012	*	20.711	27.914	24.547	24.840 *	284.2

22nd 92		Yuki KUNII		Idemitsu Honda Team		JPN	
Runs=2	Total laps=19	Full laps=16	Valid laps=13				
1	2'08.551	18.333	30.292	25.452	25.673	267.3	
2	1'38.267	21.082	28.342	24.078	24.765	274.1	
3	1'37.093	20.677	28.172	23.914	24.330	276.2	
4	1'36.465	20.672	27.902	23.737	24.154	276.2	
5	1'39.329	22.528	28.672	23.671	24.458	268.6	
6	1'37.311	*	20.630	28.260	24.153 *	24.268	276.2
7	1'36.352		20.624	27.801	23.742	24.185	276.9
8	1'36.536		20.623	27.752	23.862	24.299	277.6
9	1'51.217	P	20.716	27.889	24.793	37.819	276.2
10	1'23.224		20.302	28.989	24.283	24.636	252.9
11	1'37.303		20.867	27.953	24.185	24.298	271.3
12	1'39.187		20.806	29.735	24.166	24.480	273.4
13	1'36.918	*	20.698	27.949	24.006 *	24.265	274.8
14	1'36.542		20.737	27.839	23.790	24.176	273.4
15	1'36.402	*	20.781	27.703 *	23.633	24.285	273.4
16	1'36.521		20.687	28.005	23.688	24.141	273.4
17	1'42.911		20.678	27.643	24.942	29.648	273.4
18	1'36.926		21.041	27.930	23.691	24.264	274.1
19	1'36.211		20.684	27.625	23.724	24.178	275.5

23rd 9		Jorge NAVARRO		KLINT Forward Factory		SPA	
Runs=3	Total laps=17	Full laps=12	Valid laps=12				
1	2'21.479	18.295	30.765	25.586	25.268	244.8	
2	1'37.746	20.989	28.425	24.006	24.326	274.1	
3	1'37.075	20.810	27.958	24.012	24.295	270.0	
4	1'36.655	20.742	28.044	23.820	24.049	272.7	
5	1'36.379	20.704	27.933	23.645	24.097	272.7	
6	1'58.918	P	20.801	28.428	27.325	42.364	268.6
7	1'08.424		19.343	28.820	26.908	24.944	262.7
8	1'37.115		20.994	28.076	23.791	24.254	270.0
9	1'37.132		20.805	28.111	23.949	24.267	270.0
10	1'37.318		20.814	28.060	23.769	24.675	270.6
11	1'55.515	P	20.867	30.950	24.009	39.689	270.6
12	5'37.507	*	18.033	29.513 *	24.140	24.394	267.3
13	1'36.952		21.028	28.032	23.757	24.135	270.0
14	1'37.327		20.908	27.916	24.182	24.321	269.3
15	1'39.058		20.888	29.854	24.026	24.290	272.0
16	1'37.002		20.947	28.004	23.842	24.209	272.0
17	1'36.236		20.756	27.740	23.603	24.137	271.3

Lap	Lap Time	T1	T2	T3	T4	Speed	
24th 95	Collin VEIJER	Runs=2	Total laps=19	Full laps=16	Valid laps=15	Red Bull KTM Ajo NED	
1	3'16.642	18.048	30.599	26.051	25.897	267.9	
2	1'39.345	21.320	28.700	24.295	25.030	275.5	
3	1'38.047	20.990	28.188	24.212	24.657	276.2	
4	1'39.419	20.929	27.972	24.399	26.119	275.5	
5	1'37.497	*	20.816	28.105	23.940 *	24.636	276.9
6	1'36.751	20.723	27.858	23.743	24.427	276.9	
7	1'37.262	20.908	27.828	24.022	24.504	276.2	
8	1'37.304	20.905	27.935	24.015	24.449	275.5	
9	1'36.880	20.857	27.828	23.816	24.379	276.2	
10	1'36.634	20.755	27.817	23.741	24.321	275.5	
11	1'36.718	20.687	27.730	23.837	24.464	276.2	
12	1'36.361	20.687	27.751	23.671	24.252	275.5	
13	1'36.407	20.735	27.684	23.701	24.287	274.8	
14	1'52.766	P	20.883	28.538	24.892	38.453	271.3
15	1'17.391		17.970	28.275	24.202	24.756	270.0
16	1'36.554	20.698	27.739	23.796	24.321	276.2	
17	1'36.532	20.731	27.721	23.745	24.335	277.6	
18	1'36.652	20.653	27.834	23.790	24.375	278.3	
19	1'36.595	20.699	27.710	23.832	24.354	278.3	

25th 71		Ayumu SASAKI		RW - Idrofoglia Racing		JPN	
Runs=2	Total laps=18	Full laps=15	Valid laps=15				
1	2'23.862	18.079	29.828	24.579	24.928	264.7	
2	1'37.430	20.817	28.383	23.954	24.276	278.3	
3	1'37.130	20.762	27.972	24.112	24.284	278.3	
4	1'36.828	20.701	28.217	23.634	24.276	277.6	
5	1'36.419	20.765	27.816	23.578	24.260	277.6	
6	1'36.541	20.813	27.821	23.579	24.328	276.2	
7	1'36.875	20.950	27.852	23.621	24.452	275.5	
8	1'36.529	20.719	27.824	23.578	24.408	277.6	
9	1'51.393	P	20.715	27.712	23.613	39.353	277.6
10	1'42.365		17.034	28.006	23.674	24.277	270.6
11	1'36.377	20.687	27.740	23.648	24.302	276.2	
12	1'41.821	20.867	27.928	24.407	28.619	274.8	
13	1'37.117	20.827	27.890	23.798	24.602	277.6	
14	1'38.449	20.733	29.652	23.696	24.368	276.9	
15	1'36.694	20.766	27.807	23.747	24.374	274.8	
16	1'36.813	20.730	27.793	23.930	24.360	275.5	
17	1'36.559	20.725	27.663	23.682	24.489	275.5	
18	1'40.790	20.705	30.835	24.280	24.970	277.6	

26th 16		Joe ROBERTS		OnlyFans American Raci		USA
Runs=2	Total laps=15	Full laps=11	Valid laps=11			
1	1'53.346	17.864	30.077	25.018	25.250	248.8
2	1'38.042	21.191	28.526	23.917	24.408	272.0
3	1'37.115	20.991	28.057	23.736	24.331	273.4
4	1'37.094	20.877	28.015	23.923	24.279	274.8
5	1'39.819	20.898	28.217	26.439	24.265	274.1
6	1'36.541	20.808	27.793	23.722	24.218	275.5
7	1'36.400	20.750	27.836	23.649	24.165	274.8
8	1'36.990	20.893	27.763	23.849	24.485	274.8
9	1'36.920	20.904	27.960	23.716	24.340	272.7

**Fastest Lap:** Manuel GONZALEZ      Liqui Moly Dynavolt Int SPA      1'34.591      20.473      27.384      23.051      23.683

These data/results cannot be reproduced, stored and/or transmitted in whole or in part by any manner of electronic, mechanical, photocopying, recording, broadcasting or otherwise now known or herein after developed without the previous express consent by the copyright owner, except for reproduction in daily press and regular printed publications on sale to the public within 60 days of the event related to those data/results and always provided that copyright symbol appears together as follows below.

© DORNA, 2025

Official MotoGP Timing by TISSOT

www.motogp.com

Buriram, Friday, February 28, 2025



## Free Practice Nr. 1

Moto2™

Lap	Lap Time	T1	T2	T3	T4	Speed	Lap	Lap Time	T1	T2	T3	T4	Speed
10	<b>1'36.465</b>	20.840	27.710	23.758	24.157	272.7							
11	1'50.759	P 20.789	27.786	24.148	38.036	272.7							
12	16'34.407	18.712	29.538	24.246	24.633	264.0							
13	<b>1'36.988</b>	20.885	27.934	23.750	24.419	267.3							
14	<b>1'36.615</b>	20.854	27.737	23.636	24.388	272.0							
15	2'14.721	P 20.741	27.659	23.634	1'02.687	274.1							

27th		11	Alex ESCRIG	KLINT Forward Factory	SPA		
	Runs=2	Total laps=18	Full laps=14	Valid laps=12			
1	1'47.144	19.756	32.456	26.232	26.065	258.3	
2	<b>1'39.827</b>	21.509	28.841	24.588	24.889	268.6	
3	1'38.252	*	21.222	28.381	24.145 *	24.504	269.3
4	<b>1'38.115</b>	21.001	28.396	24.191	24.527	273.4	
5	<b>1'37.566</b>	21.052	28.236	23.943	24.335	270.0	
6	<b>1'37.528</b>	21.069	28.163	23.898	24.398	270.0	
7	<b>1'40.790</b>	22.729	29.844	23.914	24.303	237.3	
8	<b>1'37.380</b>	21.043	28.078	23.873	24.386	270.6	
9	1'52.625	P 21.143	29.869	25.250	36.363	264.7	
10	12'13.251	18.204	28.662	23.829	24.269	263.4	
11	<b>1'36.736</b>	20.883	28.041	23.715	24.097	271.3	
12	<b>1'36.538</b>	20.838	27.973	23.604	24.123	271.3	
13	<b>1'39.576</b>	20.878	27.949	26.333	24.416	270.0	
14	1'36.774	*	20.780	28.034 *	23.718	24.242	271.3
15	<b>1'42.737</b>	20.928	30.283	26.656	24.870	270.0	
16	<b>1'36.510</b>	20.861	27.914	23.665	24.070	272.0	
17	<b>1'36.469</b>	20.802	27.838	23.671	24.158	273.4	
18	2'03.475	P 23.180	32.507	25.326	42.462	255.9	

28th		66	Oscar GUTIERREZ	QJMOTOR - FRINSA -	SPA		
	Runs=2	Total laps=18	Full laps=15	Valid laps=14			
1	2'35.165	17.625	31.451	25.919	25.568	236.8	
2	<b>1'39.828</b>	21.165	28.959	24.686	25.018	274.1	
3	1'39.353	*	21.003	28.660	24.609 *	25.081	275.5
4	<b>1'38.102</b>	20.925	28.461	24.343	24.373	275.5	
5	<b>1'37.741</b>	20.883	28.232	23.999	24.627	276.2	
6	<b>1'37.783</b>	20.787	28.198	24.178	24.620	276.2	
7	<b>1'37.480</b>	20.796	28.161	24.048	24.475	278.3	
8	<b>1'37.655</b>	20.759	28.142	24.119	24.635	277.6	
9	<b>1'37.290</b>	20.735	28.097	24.001	24.457	278.3	
10	1'56.364	P 23.666	29.774	24.246	38.678	230.7	
11	12'18.365	19.441	29.384	24.382	24.617	257.7	
12	<b>1'38.039</b>	20.931	28.527	24.140	24.441	275.5	
13	<b>1'37.232</b>	20.673	28.096	23.891	24.572	278.3	
14	<b>1'36.961</b>	20.663	27.980	23.949	24.369	276.9	
15	<b>1'37.175</b>	20.683	28.003	24.105	24.384	277.6	
16	<b>1'37.159</b>	20.799	28.056	24.137	24.167	274.1	
17	<b>1'36.742</b>	20.661	27.766	23.905	24.410	278.3	
18	<b>1'36.881</b>	20.717	27.975	23.861	24.328	276.2	

**Fastest Lap:** Manuel GONZALEZ      Liqni Moly Dynavolt Int   SPA      **1'34.591**      20.473      27.384      23.051      23.683

These data/results cannot be reproduced, stored and/or transmitted in whole or in part by any manner of electronic, mechanical, photocopying, recording, broadcasting or otherwise now known or herein after developed without the previous express consent by the copyright owner, except for reproduction in daily press and regular printed publications on sale to the public within 60 days of the event related to those data/results and always provided that copyright symbol appears together as follows below.

© DORNA, 2025

Official MotoGP Timing by  TISSOT

www.motogp.com

Buriram, Friday, February 28, 2025

Page 6 of 6

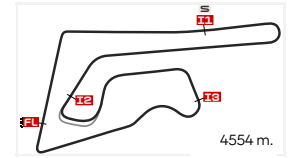




# BEST PARTIAL TIMES

## PT GRAND PRIX OF THAILAND

### FREE PRACTICE NR. 1



Chang International Circuit

*IT* Ideal Lap Time, sum of the best partial times

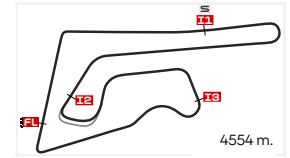
*BT* Best Lap Time

Pos	<i>T1</i>		<i>T2</i>		<i>T3</i>		<i>T4</i>		Pos	Rider	<i>IT</i>	<i>BT</i>	
	Rider	Time	Rider	Time	Rider	Time	Rider	Time					
1	C.VIETTI	20.387	D.ÖNCÜ	27.345	M.GONZALEZ	23.051	M.GONZALEZ	23.683	1	M.GONZALEZ	1'34.591	1'34.591	(1)
2	<b>D.ÖNCÜ</b>	<b>20.419</b>	<b>D.MOREIRA</b>	<b>27.365</b>	<b>A.CANET</b>	<b>23.180</b>	<b>D.ÖNCÜ</b>	<b>23.767</b>	2	D.ÖNCÜ	1'34.848	1'34.871	(2)
3	M.GONZALEZ	20.473	M.GONZALEZ	27.384	J.DIXON	23.278	F.SALAC	23.822	3	D.MOREIRA	1'35.039	1'35.192	(3)
4	<b>I.GUEVARA</b>	<b>20.503</b>	<b>I.GUEVARA</b>	<b>27.443</b>	<b>M.AJI</b>	<b>23.288</b>	<b>J.DIXON</b>	<b>23.822</b>	4	T.ARBOLINO	1'35.205	1'35.323	(4)
5	T.ARBOLINO	20.504	T.ARBOLINO	27.451	D.MOREIRA	23.291	D.MOREIRA	23.841	5	F.SALAC	1'35.277	1'35.383	(6)
6	<b>A.ARENAS</b>	<b>20.540</b>	<b>F.SALAC</b>	<b>27.482</b>	<b>B.BALTUS</b>	<b>23.309</b>	<b>T.ARBOLINO</b>	<b>23.862</b>	6	J.DIXON	1'35.297	1'35.364	(5)
7	D.MOREIRA	20.542	D.ALONSO	27.482	D.ÖNCÜ	23.317	I.GUEVARA	23.881	7	A.CANET	1'35.338	1'35.521	(9)
8	<b>F.SALAC</b>	<b>20.553</b>	<b>A.LOPEZ</b>	<b>27.494</b>	<b>S.AGIUS</b>	<b>23.332</b>	<b>S.AGIUS</b>	<b>23.951</b>	8	I.GUEVARA	1'35.380	1'35.456	(7)
9	S.AGIUS	20.562	D.BINDER	27.505	D.BINDER	23.341	A.LOPEZ	23.952	9	C.VIETTI	1'35.441	1'35.657	(13)
10	<b>D.BINDER</b>	<b>20.570</b>	<b>C.VIETTI</b>	<b>27.519</b>	<b>Z.VD GOORBER</b>	<b>23.355</b>	<b>A.CANET</b>	<b>23.957</b>	10	D.BINDER	1'35.474	1'35.554	(10)
11	M.RAMIREZ	20.575	A.ARENAS	27.521	T.ARBOLINO	23.388	A.ARENAS	24.000	11	S.AGIUS	1'35.496	1'35.505	(8)
12	<b>J.DIXON</b>	<b>20.579</b>	<b>A.CANET</b>	<b>27.544</b>	<b>A.LOPEZ</b>	<b>23.409</b>	<b>C.VIETTI</b>	<b>24.032</b>	12	A.LOPEZ	1'35.508	1'35.562	(11)
13	I.ORTOLA	20.586	M.RAMIREZ	27.550	F.SALAC	23.420	J.NAVARRO	24.049	13	A.ARENAS	1'35.524	1'35.625	(12)
14	<b>D.HOLGADO</b>	<b>20.604</b>	<b>B.BALTUS</b>	<b>27.592</b>	<b>M.RAMIREZ</b>	<b>23.443</b>	<b>A.HUERTAS</b>	<b>24.050</b>	14	B.BALTUS	1'35.572	1'35.758	(14)
15	Z.VD GOORBER	20.615	A.HUERTAS	27.612	I.ORTOLA	23.462	B.BALTUS	24.052	15	M.RAMIREZ	1'35.638	1'35.776	(15)
16	<b>B.BALTUS</b>	<b>20.619</b>	<b>J.DIXON</b>	<b>27.618</b>	<b>A.ARENAS</b>	<b>23.463</b>	<b>Z.VD GOORBER</b>	<b>24.057</b>	16	M.AJI	1'35.644	1'35.871	(17)
17	Y.KUNII	20.623	Y.KUNII	27.625	C.VIETTI	23.503	D.BINDER	24.058	17	D.ALONSO	1'35.779	1'35.779	(16)
18	<b>D.ALONSO</b>	<b>20.630</b>	<b>M.AJI</b>	<b>27.646</b>	<b>I.GUEVARA</b>	<b>23.553</b>	<b>I.ORTOLA</b>	<b>24.066</b>	18	I.ORTOLA	1'35.793	1'36.153	(21)
19	M.AJI	20.634	S.AGIUS	27.651	D.ALONSO	23.557	A.ESCRIG	24.070	19	Z.VD GOORBERGH	1'35.869	1'36.096	(19)
20	<b>A.LOPEZ</b>	<b>20.653</b>	<b>J.ROBERTS</b>	<b>27.659</b>	<b>A.HUERTAS</b>	<b>23.561</b>	<b>M.RAMIREZ</b>	<b>24.070</b>	20	A.HUERTAS	1'35.903	1'36.108	(20)
21	C.VEIJER	20.653	D.HOLGADO	27.659	D.HOLGADO	23.571	M.AJI	24.076	21	D.HOLGADO	1'36.002	1'36.037	(18)
22	<b>A.CANET</b>	<b>20.657</b>	<b>A.SASAKI</b>	<b>27.663</b>	<b>A.SASAKI</b>	<b>23.578</b>	<b>D.ALONSO</b>	<b>24.110</b>	22	Y.KUNII	1'36.022	1'36.211	(22)
23	O.GUTIERREZ	20.661	I.ORTOLA	27.679	J.NAVARRO	23.603	Y.KUNII	24.141	23	J.NAVARRO	1'36.096	1'36.236	(23)
24	<b>A.HUERTAS</b>	<b>20.680</b>	<b>C.VEIJER</b>	<b>27.684</b>	<b>A.ESCRIG</b>	<b>23.604</b>	<b>J.ROBERTS</b>	<b>24.157</b>	24	A.SASAKI	1'36.188	1'36.377	(25)
25	A.SASAKI	20.687	J.NAVARRO	27.740	Y.KUNII	23.633	O.GUTIERREZ	24.167	25	J.ROBERTS	1'36.191	1'36.400	(26)

These data/results cannot be reproduced, stored and/or transmitted in whole or in part by any manner of electronic, mechanical, photocopying, recording, broadcasting or otherwise now known or herein after developed without the previous express consent by the copyright owner, except for reproduction in daily press and regular printed publications on sale to the public within 60 days of the event related to those data/results and always provided that copyright symbol appears together as follows below.

© DORNA, 2025

## BEST PARTIAL TIMES PT GRAND PRIX OF THAILAND FREE PRACTICE NR. 1



Chang International Circuit

**IT** Ideal Lap Time, sum of the best partial times

**BT** Best Lap Time

Pos	<b>T1</b>		<b>T2</b>		<b>T3</b>		<b>T4</b>		Pos	Rider	IT	BT
	Rider	Time	Rider	Time	Rider	Time	Rider	Time				
26	J.NAVARRO	20.704	O.GUTIERREZ	27.766	J.ROBERTS	23.634	D.HOLGADO	24.168	26	C.VEIJER	1'36.260	1'36.361 (24)
27	J.ROBERTS	20.741	A.ESCRIG	27.838	C.VEIJER	23.671	C.VEIJER	24.252	27	A.ESCRIG	1'36.292	1'36.469 (27)
28	A.ESCRIG	20.780	Z.VD GOORBER	27.842	O.GUTIERREZ	23.861	A.SASAKI	24.260	28	O.GUTIERREZ	1'36.455	1'36.742 (28)

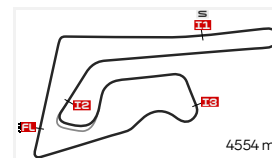
These data/results cannot be reproduced, stored and/or transmitted in whole or in part by any manner of electronic, mechanical, photocopying, recording, broadcasting or otherwise now known or herein after developed without the previous express consent by the copyright owner, except for reproduction in daily press and regular printed publications on sale to the public within 60 days of the event related to those data/results and always provided that copyright symbol appears together as follows below.

© DORNA, 2025

# FASTEST LAPS SEQUENCE

## PT GRAND PRIX OF THAILAND

### FREE PRACTICE NR. 1



Chang International Circuit

<i>Practice Time</i>	<i>#</i>	<i>Rider</i>	<i>Nation</i>	<i>Motorcycle</i>	<i>Time</i>	<i>Km/h</i>	<i>Rider's Lap</i>
<b>3'26.971</b>	11	<b>Alex ESCRIG</b>	SPA	FORWARD	<b>1'39.827</b>	164.2	2
<b>3'31.158</b>	24	<b>Marcos RAMIREZ</b>	SPA	KALEX	<b>1'38.062</b>	167.1	2
<b>3'31.388</b>	16	<b>Joe ROBERTS</b>	USA	KALEX	<b>1'38.042</b>	167.2	2
<b>3'34.252</b>	21	<b>Alonso LOPEZ</b>	SPA	BOSCOSCURO	<b>1'37.920</b>	167.4	2
<b>3'46.125</b>	15	<b>Darryn BINDER</b>	RSA	KALEX	<b>1'37.551</b>	168.0	2
<b>3'50.432</b>	10	<b>Diogo MOREIRA</b>	BRA	KALEX	<b>1'36.835</b>	169.3	2
<b>4'11.113</b>	53	<b>Deniz ÖNCÜ</b>	TUR	KALEX	<b>1'36.580</b>	169.7	2
<b>4'28.756</b>	18	<b>Manuel GONZALEZ</b>	SPA	KALEX	<b>1'35.814</b>	171.1	2
<b>6'04.438</b>	18	<b>Manuel GONZALEZ</b>	SPA	KALEX	<b>1'35.682</b>	171.3	3
<b>7'39.943</b>	18	<b>Manuel GONZALEZ</b>	SPA	KALEX	<b>1'35.505</b>	171.6	4
<b>30'49.449</b>	18	<b>Manuel GONZALEZ</b>	SPA	KALEX	<b>1'34.781</b>	172.9	13
<b>32'24.040</b>	18	<b>Manuel GONZALEZ</b>	SPA	KALEX	<b>1'34.591</b>	173.3	14

These data/results cannot be reproduced, stored and/or transmitted in whole or in part by any manner of electronic, mechanical, photocopying, recording, broadcasting or otherwise now known or herein after developed without the previous express consent by the copyright owner, except for reproduction in daily press and regular printed publications on sale to the public within 60 days of the event related to those data/results and always provided that copyright symbol appears together as follows below.

© DORNA, 2025

Official MotoGP Timing by [www.motogp.com](http://www.motogp.com)

Buriram, Friday, February 28, 2025