

Termas de Río Hondo

## CLASSIFICATION

### GRAN PREMIO YPF ENERGÍA DE ARGENTINA

#### PRACTICE

#	Rider	Nation	Team	Motorcycle	Time	Lap Total	Gap	T. Speed
1	18	Manuel GONZALEZ	SPA	Liqui Moly Dynavolt Intact GP	KALEX	<b>1'41.713</b>	15 17	
2	21	Alonso LOPEZ	SPA	Team HDR Heidrun	BOSCOSCURO	<b>1'41.873</b>	8 15	0.160 0.160
3	96	Jake DIXON	GBR	ELF Marc VDS Racing Team	BOSCOSCURO	<b>1'41.888</b>	14 17	0.175 0.015
4	24	Marcos RAMIREZ	SPA	OnlyFans American Racing Team	KALEX	<b>1'42.145</b>	17 19	0.432 0.257
5	7	Barry BALTUS	BEL	Fantic Racing LINO SONEGO	KALEX	<b>1'42.276</b>	18 19	0.563 0.131
6	44	Aron CANET	SPA	Fantic Racing LINO SONEGO	KALEX	<b>1'42.338</b>	13 15	0.625 0.062
7	14	Tony ARBOLINO	ITA	BLU CRU Pramac Yamaha Moto2	BOSCOSCURO	<b>1'42.355</b>	13 15	0.642 0.017
8	16	Joe ROBERTS	USA	OnlyFans American Racing Team	KALEX	<b>1'42.385</b>	17 18	0.672 0.030
9	64	Mario AJI	INA	Idemitsu Honda Team Asia	KALEX	<b>1'42.478</b>	3 15	0.765 0.093
10	99	Adrian HUERTAS	SPA	Italtrans Racing Team	KALEX	<b>1'42.587</b>	15 17	0.874 0.109
11	15	Darryn BINDER	RSA	ITALJET Gresini Moto2	KALEX	<b>1'42.593</b>	14 17	0.880 0.006
12	84	Zonta VD GOORBERGH	NED	RW-Idrofoglia Racing GP	KALEX	<b>1'42.691</b>	15 16	0.978 0.098
13	27	Daniel HOLGADO	SPA	CFMOTO Inde Aspar Team	KALEX	<b>1'42.691</b>	16 17	0.978
14	53	Deniz ÖNCÜ	TUR	Red Bull KTM Ajo	KALEX	<b>1'42.710</b>	14 17	0.997 0.019
15	10	Diogo MOREIRA	BRA	Italtrans Racing Team	KALEX	<b>1'42.792</b>	4 4	1.079 0.082
16	28	Izan GUEVARA	SPA	BLU CRU Pramac Yamaha Moto2	BOSCOSCURO	<b>1'42.816</b>	14 15	1.103 0.024
17	71	Ayumu SASAKI	JPN	RW - Idrofoglia Racing GP	KALEX	<b>1'42.828</b>	9 14	1.115 0.012
18	12	Filip SALAC	CZE	ELF Marc VDS Racing Team	BOSCOSCURO	<b>1'42.866</b>	8 16	1.153 0.038
19	80	David ALONSO	COL	CFMOTO Inde Aspar Team	KALEX	<b>1'43.032</b>	10 17	1.319 0.166
20	75	Albert ARENAS	SPA	ITALJET Gresini Moto2	KALEX	<b>1'43.068</b>	4 16	1.355 0.036
21	81	Senna AGIUS	AUS	Liqui Moly Dynavolt Intact GP	KALEX	<b>1'43.105</b>	16 18	1.392 0.037
22	9	Jorge NAVARRO	SPA	KLINT Forward Factory Team	FORWARD	<b>1'43.106</b>	13 14	1.393 0.001
23	13	Celestino VIETTI	ITA	Team HDR Heidrun	BOSCOSCURO	<b>1'43.170</b>	8 19	1.457 0.064
24	4	Ivan ORTOLA	SPA	QJMOTOR - FRINSA - MSI	BOSCOSCURO	<b>1'43.253</b>	11 17	1.540 0.083
25	92	Yuki KUNII	JPN	Idemitsu Honda Team Asia	KALEX	<b>1'43.382</b>	14 18	1.669 0.129
26	11	Alex ESCRIG	SPA	KLINT Forward Factory Team	FORWARD	<b>1'43.744</b>	6 15	2.031 0.362
27	95	Collin VEIJER	NED	Red Bull KTM Ajo	KALEX	<b>1'43.885</b>	16 17	2.172 0.141

Practice condition: Dry

Air: 20°  
Humidity: 66%  
Ground: 31°

<b>Fastest Lap:</b>	Lap: 15	<b>Manuel GONZALEZ</b>	<b>1'41.713</b>	170.1 Km/h
<b>Best Race Lap:</b>	2022	<b>Celestino VIETTI</b>	<b>1'42.829</b>	168.2 Km/h
<b>All-Time Lap Record:</b>	2025	<b>Manuel GONZALEZ</b>	<b>1'41.713</b>	170.1 Km/h

The results are provisional until the end of the limit for protest and appeals.

Time limit for protest expires 60' after publication of the results - ..... Time: **Nicolas TORTONE** **15:05**

These data/results cannot be reproduced, stored and/or transmitted in whole or in part by any manner of electronic, mechanical, photocopying, recording, broadcasting or otherwise now known or herein after developed without the previous express consent by the copyright owner, except for reproduction in daily press and regular printed publications on sale to the public within 60 days of the event related to those data/results and always provided that copyright symbol appears together as follows below.

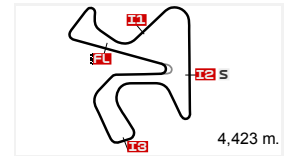
© DORNA, 2025

Official MotoGP Timing by **TISSOT**

www.motogp.com

Termas de Río Hondo, Friday, March 14, 2025

TOP SPEED & AVERAGE  
GRAN PREMIO YPF ENERGÍA DE ARGENTINA  
PRACTICE



Termas de Río Hondo

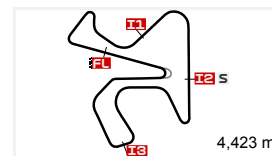
#	Rider	Nation	Motorcycle	Top 5 speeds					Average	Top
80	David ALONSO	COL	KALEX	288.2	286.2	286.2	284.3	283.0	285.6	<b>288.2</b>
13	Celestino VIETTI	ITA	BOSCOSCURO	286.2	281.7	281.7	281.1	280.4	281.7	<b>286.2</b>
4	Ivan ORTOLA	SPA	BOSCOSCURO	285.6	284.9	284.9	284.3	284.3	284.8	<b>285.6</b>
53	Deniz ÖNCÜ	TUR	KALEX	285.6	284.3	283.6	283.6	283.6	284.1	<b>285.6</b>
71	Ayumu SASAKI	JPN	KALEX	284.9	284.3	281.1	280.4	280.4	281.9	<b>284.9</b>
10	Diogo MOREIRA	BRA	KALEX	284.3	279.2	279.2	276.7		279.9	<b>284.3</b>
84	Zonta VD GOORBERGH	NED	KALEX	284.3	278.0	277.3	277.3	276.7	278.1	<b>284.3</b>
14	Tony ARBOLINO	ITA	BOSCOSCURO	283.6	281.7	281.1	279.8	279.8	281.0	<b>283.6</b>
15	Darryn BINDER	RSA	KALEX	283.6	281.7	280.4	279.2	279.2	280.8	<b>283.6</b>
21	Alonso LOPEZ	SPA	BOSCOSCURO	283.6	283.0	282.3	281.7	281.7	282.5	<b>283.6</b>
81	Senna AGIUS	AUS	KALEX	283.6	283.6	282.3	278.6	278.6	281.3	<b>283.6</b>
96	Jake DIXON	GBR	BOSCOSCURO	283.6	283.6	281.1	279.8	279.8	281.6	<b>283.6</b>
18	Manuel GONZALEZ	SPA	KALEX	283.0	279.2	278.0	278.0	277.3	278.8	<b>283.0</b>
92	Yuki KUNII	JPN	KALEX	283.0	280.4	280.4	279.8	279.8	280.7	<b>283.0</b>
9	Jorge NAVARRO	SPA	FORWARD	282.3	281.7	280.4	279.8	278.0	280.4	<b>282.3</b>
12	Filip SALAC	CZE	BOSCOSCURO	282.3	280.4	280.4	279.8	278.6	280.0	<b>282.3</b>
27	Daniel HOLGADO	SPA	KALEX	282.3	281.1	280.4	279.8	279.8	280.7	<b>282.3</b>
28	Izan GUEVARA	SPA	BOSCOSCURO	282.3	281.7	281.1	280.4	279.8	280.9	<b>282.3</b>
99	Adrian HUERTAS	SPA	KALEX	282.3	282.3	282.3	281.1	279.8	281.1	<b>282.3</b>
64	Mario AJI	INA	KALEX	281.1	279.8	279.8	279.2	278.6	279.7	<b>281.1</b>
7	Barry BALTUS	BEL	KALEX	280.4	279.8	279.8	279.2	278.6	279.6	<b>280.4</b>
24	Marcos RAMIREZ	SPA	KALEX	279.8	277.3	277.3	277.3	277.3	277.8	<b>279.8</b>
75	Albert ARENAS	SPA	KALEX	279.8	279.2	279.2	278.6	278.0	278.7	<b>279.8</b>
95	Collin VEIJER	NED	KALEX	279.8	278.6	278.0	278.0	277.3	277.8	<b>279.8</b>
11	Alex ESCRIG	SPA	FORWARD	278.6	277.3	276.7	276.1	275.5	276.8	<b>278.6</b>
44	Aron CANET	SPA	KALEX	278.0	277.3	277.3	276.7	276.7	277.2	<b>278.0</b>
16	Joe ROBERTS	USA	KALEX	277.3	276.1	274.9	274.3	274.3	275.4	<b>277.3</b>

These data/results cannot be reproduced, stored and/or transmitted in whole or in part by any manner of electronic, mechanical, photocopying, recording, broadcasting or otherwise now known or herein after developed without the previous express consent by the copyright owner, except for reproduction in daily press and regular printed publications on sale to the public within 60 days of the event related to those data/results and always provided that copyright symbol appears together as follows below.  
© DORNA, 2025

## CHRONOLOGICAL ANALYSIS OF PERFORMANCES

### GRAN PREMIO YPF ENERGÍA DE ARGENTINA

#### PRACTICE



Termas de Río Hondo

\* Lap / Sector time cancelled  
P Crossing the finish line in pit lane

T1 Time from finish line to 1st intermediate  
T2 Time from 1st intermed. to 2nd intermed.

T3 Time from 2nd intermed. to 3rd intermed.  
T4 Time from 3rd intermediate to finish line

Lap	Lap Time	T1	T2	T3	T4	Speed	Lap	Lap Time	T1	T2	T3	T4	Speed
<b>1st</b>	<b>18</b>	<b>Manuel GONZALEZ</b>		Liqui Moly Dynavolt Int SPA			3	<b>1'42.240</b>	27.695	25.030	25.433	24.082	279.8
		Runs=2	Total laps=17	Full laps=13	Valid laps=11		4	<b>1'43.177</b>	27.754	25.056	25.503	24.864	279.2
1	3'10.424	30.282	25.902	27.062	24.666	270.7	5	1'45.154 *	29.908 *	25.348	25.666	24.232	276.7
2	<b>1'42.697</b>	27.812	25.039	25.501	24.345	276.1	6	<b>1'42.162</b>	27.563	24.862	25.561	24.176	279.8
3	<b>1'43.109</b>	27.858	25.007	25.607	24.637	277.3	7	<b>1'42.376</b>	27.578	25.034	25.442	24.322	278.0
4	<b>1'50.745</b>	27.863	25.101	32.704	25.077	276.7	8	<b>1'42.210</b>	27.548	24.915	25.506	24.241	279.2
5	1'42.691 *	27.862 *	24.989	25.491	24.349	276.1	9	<b>1'45.715</b>	27.582	25.047	27.784	25.302	277.3
6	<b>1'42.416</b>	27.714	25.038	25.384	24.280	275.5	10	<b>1'42.328</b>	27.691	24.960	25.528	24.149	279.2
7	<b>1'42.475</b>	27.746	24.968	25.518	24.243	277.3	11	<b>1'42.154</b>	27.628	24.984	25.526	24.016	278.6
8	<b>1'47.334</b>	27.781	26.340	28.289	24.924	278.0	12	1'53.643 P	29.612	26.614	27.254	30.163	272.5
9	<b>1'42.603</b>	27.659	25.012	25.497	24.435	276.7	13	10'29.262	28.441	25.056	25.705	24.185	278.0
10	<b>1'42.199</b>	27.715	24.889	25.388	24.207	276.1	14	<b>1'41.888</b>	27.536	24.931	25.393	24.028	281.1
11	1'51.763 P	29.997	25.276	25.980	30.510	279.2	15	1'47.192 *	27.579	24.776	25.440	29.397 *	283.6
12	11'12.188	28.924	26.014	27.319	25.307	273.7	16	<b>1'49.206</b>	32.522	24.932	27.433	24.319	283.6
13	<b>1'42.048</b>	27.524	25.102	25.345	24.077	274.9	17	1'56.390 P	27.465	27.112 *	29.738 *	32.075	268.4
14	1'41.808 *	27.448	24.850	25.318	24.192 *	276.7							
15	<b>1'41.713</b>	27.488	24.936	25.223	24.066	278.0							
16	<b>1'44.682</b>	27.631	25.008	27.210	24.833	283.0							
17	1'58.959 P	30.855 *	29.806 *	27.672 *	30.626	250.7							
<b>2nd</b>	<b>21</b>	<b>Alonso LOPEZ</b>		Team HDR Heidrun SPA			<b>4th</b>	<b>24</b>	<b>Marcos RAMIREZ</b>		OnlyFans American R SPA		
		Runs=3	Total laps=15	Full laps=10	Valid laps=9				Runs=3	Total laps=19	Full laps=13	Valid laps=10	
1	2'14.290	28.682	25.587	25.897	24.572	281.7	1	1'55.439	30.968	28.978	27.143	25.267	235.5
2	<b>1'43.344</b>	28.139	25.222	25.672	24.311	282.3	2	<b>1'45.356</b>	28.783	25.849	25.951	24.773	273.7
3	<b>1'43.386</b>	27.956	25.157	25.769	24.504	281.7	3	<b>1'43.462</b>	27.984	25.278	25.739	24.461	279.8
4	<b>1'43.070</b>	28.003	25.156	25.636	24.275	283.0	4	<b>1'44.186</b>	27.847	25.268	25.870	25.201	277.3
5	1'52.771 P	30.555	25.254	26.206	30.756	283.6	5	1'43.598 *	27.920	25.381	25.816	24.481 *	275.5
6	8'32.786	31.053	25.406	25.607	24.185	274.3	6	1'50.590 P	28.937 *	25.040	26.267	30.346	276.7
7	1'42.007 *	27.679	25.038	25.231	24.059	278.0	7	5'10.746	29.538	26.543	26.400	24.653	273.7
8	<b>1'41.873</b>	27.603	24.924	25.270	24.076	278.0	8	<b>1'45.460</b>	28.059	25.207	25.686	26.508	273.7
9	<b>1'42.431</b>	27.909	24.958	25.466	24.098	278.0	9	1'43.263 *	28.002	25.062	25.718	24.481	276.1
10	<b>1'42.621</b>	27.729	25.111	25.501	24.280	276.7	10	<b>1'42.867</b>	27.820	25.163	25.560	24.324	274.9
11	<b>1'43.878</b>	27.835	26.133	25.628	24.282	272.5	11	<b>1'53.753</b>	32.693	29.865	26.815	24.380	273.7
12	<b>1'42.709</b>	27.865	25.141	25.439	24.264	277.3	12	<b>1'43.303</b>	27.975	25.114	25.600	24.614	276.1
13	1'54.066 P	29.138	26.375	27.149	31.404	265.6	13	<b>1'42.771</b>	27.743	25.081	25.657	24.290	277.3
14	6'05.629	33.418	25.664	26.510	24.393	276.1	14	1'52.610 P	28.959	26.154	27.297	30.200	271.3
15	<b>1'44.183</b>	27.636	24.948	27.141	24.458	279.8	15	4'43.664	30.029	27.239	28.203	25.273	263.3
unfinished	27.672						16	1'46.595 *	27.890	25.207	25.716	27.782 *	273.1
<b>3rd</b>	<b>96</b>	<b>Jake DIXON</b>		ELF Marc VDS Racing GBR			<b>5th</b>	<b>7</b>	<b>Barry BALTUS</b>		Fantic Racing LINO S BEL		
		Runs=2	Total laps=17	Full laps=13	Valid laps=11				Runs=2	Total laps=19	Full laps=15	Valid laps=13	
1	2'58.076	29.167	26.102	26.697	24.643	278.0	1	2'20.380	28.811	25.579	26.169	24.555	279.8
2	<b>1'43.638</b>	28.052	25.484	25.760	24.342	277.3	2	<b>1'44.074</b>	28.407	25.448	25.836	24.383	280.4
							3	<b>1'43.441</b>	27.945	25.323	25.726	24.447	276.7

**Fastest Lap:** Manuel GONZALEZ      Liqui Moly Dynavolt Int SPA      **1'41.713**      27.488      24.936      25.223      24.066

These data/results cannot be reproduced, stored and/or transmitted in whole or in part by any manner of electronic, mechanical, photocopying, recording, broadcasting or otherwise now known or herein after developed without the previous express consent by the copyright owner, except for reproduction in daily press and regular printed publications on sale to the public within 60 days of the event related to those data/results and always provided that copyright symbol appears together as follows below.  
© DORNA, 2025

## Practice

Lap	Lap Time	T1	T2	T3	T4	Speed
4	1'43.840	27.757	25.627	25.688	24.768	275.5
5	1'44.306	* 28.154 *	25.363	25.820	24.969	278.6
6	1'43.950	28.029	25.409	25.790	24.722	274.9
7	1'43.792	28.129	25.270	25.694	24.699	274.9
8	1'43.586	27.914	25.291	25.709	24.672	275.5
9	1'43.343	27.833	25.325	25.671	24.514	274.9
10	1'43.201	27.754	25.250	25.684	24.513	275.5
11	1'43.408	27.855	25.160	25.655	24.738	275.5
12	1'43.317	27.834	25.200	25.624	24.659	274.9
13	1'50.610	31.549	26.354	26.732	25.975	274.9
14	1'43.145	27.862	25.182	25.613	24.488	274.9
15	1'49.451	P 27.919	25.280	25.699	30.553	274.9
16	7'28.525	30.346	26.522	27.411	31.426	270.7
17	1'46.994	* 28.090	25.084	25.419 *	28.401 *	279.8
18	1'42.276	27.565	24.985	25.418	24.308	279.2
19	1'54.961	P 28.032	25.352	28.885 *	32.692	275.5

6th		44	Aron CANET		Fantic Racing LINO S SPA		
Runs=2	Total laps=15	Full laps=13	Valid laps=12				
1	2'45.418	28.808	25.881	25.943	24.535	271.3	
2	1'43.025	27.921	25.154	25.691	24.259	274.9	
3	1'43.259	27.948	25.241	25.707	24.363	274.9	
4	1'42.774	27.791	25.243	25.523	24.217	276.1	
5	1'43.091	* 27.987 *	25.171	25.603	24.330	275.5	
6	1'42.759	27.720	25.157	25.616	24.266	275.5	
7	1'43.044	28.015	25.264	25.522	24.243	274.9	
8	1'42.408	27.667	25.116	25.449	24.176	276.7	
9	1'42.444	27.698	24.999	25.482	24.265	275.5	
10	1'42.417	27.654	24.984	25.557	24.222	276.7	
11	1'42.526	27.700	25.028	25.597	24.201	277.3	
12	1'42.390	27.670	24.947	25.614	24.159	278.0	
13	1'42.338	27.641	24.991	25.522	24.184	276.1	
14	1'42.697	27.762	25.037	25.665	24.233	275.5	
15	1'56.921	P 31.111	27.839	26.837	31.134	263.9	
unfinished		28.141	25.176	25.641	277.3		

7th		14	Tony ARBOLINO		BLU CRU Pramac Ya ITA		
Runs=3	Total laps=15	Full laps=9	Valid laps=6				
1	2'30.120	28.543	26.211	26.670	24.920	274.3	
2	1'44.309	28.249	25.347	26.144	24.569	279.2	
3	1'44.544	28.273	25.181	25.892	25.198	281.1	
4	1'43.390	27.956	25.066	25.796	24.572	281.7	
5	1'45.588	* 28.759 *	25.610	26.465	24.754	279.2	
6	1'51.299	P 28.078	25.417	25.984	31.820	278.0	
7	5'46.086	29.345	27.012	28.745	25.571	273.1	
8	1'42.985	27.877	25.091	25.698	24.319	279.8	
9	1'42.522	27.728	24.942	25.596	24.256	279.8	
10	1'55.355	P 27.635	28.034	28.385	31.301	276.1	
11	11'07.024	29.726	27.656	28.314	34.106	247.7	
12	1'42.367	* 27.676	25.029	25.504	24.158 *	279.8	
13	1'42.355	27.566	24.947	25.596	24.246	283.6	
14	1'55.695	* 30.967	30.227	28.098	26.403 *	240.1	
15	2'06.115	P 35.410 *	30.325 *	29.041 *	31.339	224.5	

## Moto2

Lap	Lap Time	T1	T2	T3	T4	Speed
<b>8th</b>	<b>16</b>	<b>Joe ROBERTS</b>		OnlyFans American R USA		
		Runs=3	Total laps=18	Full laps=12	Valid laps=11	
1	1'55.884	30.644	26.176	26.607	24.897	268.4
2	1'44.316	28.597	25.456	25.708	24.555	277.3
3	1'43.622	28.150	25.312	25.753	24.407	273.7
4	1'45.126	27.981	25.326	25.891	25.928	273.7
5	1'43.233	28.003	25.194	25.704	24.332	276.1
6	1'45.315	28.501	26.127	26.138	24.549	270.7
7	1'51.792	P 28.454	25.503	26.404	31.431	273.1
8	6'28.949	32.401	25.592	25.893	24.406	271.3
9	1'42.436	27.728	25.041	25.443	24.224	274.9
10	1'42.543	27.727	25.039	25.401	24.376	274.3
11	1'43.354	27.880	25.216	25.776	24.482	272.5
12	1'43.078	27.778	25.152	25.609	24.539	272.5
13	1'50.489	P 28.457	25.508	25.963	30.561	271.3
14	5'21.104	30.105	26.861	28.545	24.623	260.6
15	1'45.547	* 28.023	25.738	27.074	24.712 *	274.3
16	1'42.429	27.635	25.102	25.503	24.189	273.1
17	1'42.385	27.631	25.027	25.467	24.260	273.7
18	1'59.194	P 27.674	29.791 *	30.085 *	31.644	263.3

9th		64	Mario AJI		Idemitsu Honda Team INA		
Runs=2	Total laps=15	Full laps=11	Valid laps=9				
1	2'59.747	30.762	27.212	27.654	25.445	269.0	
2	1'43.442	27.832	25.422	25.564	24.624	275.5	
3	1'42.478	27.639	25.004	25.608	24.227	278.6	
4	1'44.396	28.064	25.367	26.347	24.618	279.8	
5	1'43.689	* 28.018 *	25.475	25.730	24.466	279.2	
6	1'43.256	27.864	25.186	25.838	24.368	278.0	
7	1'43.248	27.971	25.095	25.828	24.354	275.5	
8	1'43.003	27.850	25.040	25.805	24.308	276.1	
9	1'55.793	P 30.943	26.253	26.476	32.121	272.5	
10	14'51.956	28.807	25.988	27.273	25.547	273.1	
11	1'42.784	27.725	25.254	25.519	24.286	276.1	
12	1'42.645	* 27.691	25.094	25.573	24.287 *	281.1	
13	1'42.901	27.809	25.019	25.776	24.297	279.8	
14	1'43.035	27.782	25.220	25.702	24.331	276.7	
15	2'06.484	P 34.523 *	30.968 *	28.503 *	32.490	217.1	

10th		99	Adrian HUERTAS		Italtrans Racing Team SPA		
Runs=3	Total laps=17	Full laps=11	Valid laps=8				
1	2'10.215	30.142	26.588	28.294	26.135	270.7	
2	1'44.454	28.407	25.294	26.155	24.598	278.0	
3	1'47.000	* 29.980	25.307	26.581 *	25.132 *	279.8	
4	1'43.993	28.150	25.178	26.116	24.549	282.3	
5	1'44.244	28.629	25.145	25.925	24.545	282.3	
6	1'51.640	P 28.291	25.197	26.205 *	31.947	279.8	
7	8'21.906	29.413	25.284	26.106	24.609	277.3	
8	1'43.955	28.206	25.171	26.033	24.545	278.0	
9	1'48.855	* 29.462	28.555	26.281 *	24.557 *	273.7	
10	1'43.318	27.933	25.032	25.882	24.471	278.6	
11	1'43.515	28.028	25.057	25.828	24.602	279.8	
12	1'49.453	P 27.963	25.326	25.806	30.358	278.0	
13	5'20.773	* 28.701	27.598	27.275 *	30.598 *	272.5	

**Fastest Lap:** Manuel GONZALEZ      Liqui Moly Dynavolt Int SPA      1'41.713      27.488      24.936      25.223      24.066

These data/results cannot be reproduced, stored and/or transmitted in whole or in part by any manner of electronic, mechanical, photocopying, recording, broadcasting or otherwise now known or herein after developed without the previous express consent by the copyright owner, except for reproduction in daily press and regular printed publications on sale to the public within 60 days of the event related to those data/results and always provided that copyright symbol appears together as follows below.  
© DORNA, 2025

## Practice

Lap	Lap Time	T1	T2	T3	T4	Speed
14	1'42.690	* 27.928	24.921	25.619	24.222	* 282.3
15	1'42.587	27.823	24.853	25.680	24.231	281.1
16	1'43.909	27.917	25.925	25.806	24.261	278.0
17	1'55.271	P 29.998	* 28.269	* 26.119	* 30.885	260.0

**11th 15 Darryn BINDER** ITALJET Gresini Moto RSA  
 Runs=2 Total laps=17 Full laps=13 Valid laps=12

1	2'15.972	29.901	25.722	26.217	24.761	275.5
2	1'42.966	27.826	25.004	25.725	24.411	283.6
3	1'43.514	27.995	25.204	25.782	24.533	279.2
4	1'43.437	27.751	25.086	25.991	24.609	281.7
5	1'43.540	28.063	25.085	25.813	24.579	278.0
6	1'43.300	27.829	25.215	25.840	24.416	278.0
7	1'43.234	27.918	25.139	25.773	24.404	278.0
8	1'43.907	27.842	25.085	26.264	24.716	278.6
9	1'43.660	27.893	25.330	25.947	24.490	274.9
10	1'43.291	27.888	25.064	25.817	24.522	280.4
11	1'43.734	27.908	25.162	25.945	24.719	274.9
12	1'53.109	P 28.475	25.573	27.574	31.487	272.5
13	1'41.766	27.610	25.397	25.787	24.298	270.7
14	1'42.593	27.681	25.042	25.503	24.367	273.7
15	1'54.935	* 27.739	24.975	25.630	36.591	* 274.3
16	1'42.703	27.708	24.919	25.590	24.486	279.2
17	1'55.937	P 31.096	25.275	25.794	* 33.772	274.9

**12th 84 Zonta VD GOORBER** RW-Idrofoglia Racing NED  
 Runs=3 Total laps=16 Full laps=10 Valid laps=8

1	2'09.890	29.561	25.819	26.183	24.920	274.9
2	1'43.761	* 27.964	25.258	25.782	24.757	* 276.7
3	1'43.375	27.742	25.299	25.830	24.504	276.1
4	1'44.125	27.748	25.235	26.491	24.651	277.3
5	1'50.498	P 28.068	25.326	26.181	30.923	276.1
6	6'06.695	28.716	27.004	26.241	24.658	274.9
7	1'43.326	27.878	25.170	25.772	24.506	276.1
8	1'42.879	27.744	25.047	25.653	24.435	276.1
9	1'42.881	27.694	25.076	25.651	24.460	276.7
10	1'53.669	P 29.508	25.535	27.846	30.780	274.9
11	8'26.253	28.787	25.526	25.755	25.478	271.9
12	1'42.746	27.747	25.000	25.671	24.328	274.9
13	1'42.767	27.678	25.072	25.550	24.467	277.3
14	1'45.793	* 27.788	25.081	25.739	27.185	* 284.3
15	1'42.691	27.610	24.982	25.620	24.479	278.0
16	1'57.958	P 29.415	27.757	28.197	* 32.589	276.7

**13th 27 Daniel HOLGADO** CFMOTO Inde Aspar SPA  
 Runs=2 Total laps=17 Full laps=13 Valid laps=12

1	2'14.038	28.344	25.575	26.552	24.887	275.5
2	1'44.529	28.308	25.412	26.151	24.658	278.0
3	1'45.010	28.689	25.302	26.296	24.723	281.1
4	1'44.115	28.133	25.215	26.114	24.653	279.2
5	1'43.878	28.075	25.202	25.988	24.613	279.8
6	1'43.772	28.072	25.140	25.971	24.589	277.3
7	1'49.037	29.878	26.565	27.763	24.831	269.0
8	1'43.863	28.079	25.184	25.996	24.604	278.0
9	1'43.867	27.969	25.220	25.905	24.773	276.1

## Moto2

Lap	Lap Time	T1	T2	T3	T4	Speed
10	1'44.200	27.942	25.230	26.313	24.715	277.3
11	1'43.295	27.952	25.017	25.851	24.475	282.3
12	1'50.303	P 27.982	25.120	25.929	31.272	276.1
13	1'32.041	31.464	29.275	31.268	24.872	228.7
14	1'46.225	* 28.104	25.096	25.732	27.293	* 278.6
15	1'42.778	27.883	24.830	25.711	24.354	280.4
16	1'42.691	27.712	24.899	25.676	24.404	279.8
17	1'58.729	P 27.880	30.404	* 28.690	* 31.755	270.7

**14th 53 Deniz ÖNCÜ** Red Bull KTM Ajo TUR  
 Runs=2 Total laps=17 Full laps=13 Valid laps=12

1	2'25.026	29.356	25.575	26.257	28.727	283.6
2	1'43.969	28.379	25.091	25.923	24.576	284.3
3	1'43.613	28.087	24.978	25.930	24.618	285.6
4	1'43.446	27.989	25.017	26.100	24.340	281.1
5	1'42.792	27.860	25.001	25.590	24.341	282.3
6	1'43.572	27.966	25.077	25.766	24.763	283.6
7	1'43.512	28.272	25.066	25.786	24.388	282.3
8	1'43.418	28.120	25.200	25.795	24.303	283.6
9	1'43.361	27.706	25.508	25.726	24.421	273.1
10	1'42.952	27.697	24.999	25.840	24.416	283.0
11	1'43.082	27.917	25.065	25.697	24.403	280.4
12	1'51.481	P 29.307	25.405	26.155	30.614	277.3
13	1'31.873	30.426	25.341	25.861	24.282	274.9
14	1'42.710	27.618	25.120	25.597	24.375	277.3
15	1'58.824	* 28.448	28.282	25.695	36.399	* 226.2
16	1'42.857	27.748	24.975	25.704	24.430	281.7
17	1'50.022	P 27.814	25.459	25.725	* 31.024	275.5

**15th 10 Diogo MOREIRA** Italtrans Racing Team BRA  
 Runs=1 Total laps=4 Full laps=3 Valid laps=3

1	2'20.016	28.909	25.460	26.282	24.798	279.2
2	1'46.272	28.509	27.230	26.037	24.496	276.7
3	1'43.204	27.893	25.209	25.770	24.332	284.3
4	1'42.792	27.730	25.167	25.645	24.250	279.2

**16th 28 Izan GUEVARA** BLU CRU Pramac Ya SPA  
 Runs=4 Total laps=15 Full laps=7 Valid laps=7

1	2'11.677	29.040	26.033	26.293	24.927	275.5
2	1'44.340	28.326	25.399	26.046	24.569	280.4
3	1'44.428	28.417	25.374	25.990	24.647	279.8
4	1'44.115	28.111	25.432	26.027	24.545	279.8
5	1'49.660	P 28.188	25.401	26.014	30.057	278.0
6	5'05.797	30.712	25.196	25.959	24.381	282.3
7	1'43.133	27.915	24.962	25.830	24.426	281.7
8	1'49.963	P 27.998	25.111	26.927	29.927	279.2
9	7'16.076	28.665	25.354	26.084	24.553	276.7
10	1'43.035	27.885	25.058	25.685	24.407	278.6
11	1'44.837	28.833	25.463	26.010	24.531	276.7
12	1'49.655	P 27.960	25.381	26.260	30.054	276.1
13	6'29.101	28.371	25.181	25.874	24.404	278.0
14	1'42.816	27.753	25.022	25.719	24.322	281.1
15	1'56.083	P 30.280	* 29.716	* 26.254	* 29.833	253.2

**Fastest Lap:** Manuel GONZALEZ Liqui Moly Dynavolt Int SPA 1'41.713 27.488 24.936 25.223 24.066

These data/results cannot be reproduced, stored and/or transmitted in whole or in part by any manner of electronic, mechanical, photocopying, recording, broadcasting or otherwise now known or herein after developed without the previous express consent by the copyright owner, except for reproduction in daily press and regular printed publications on sale to the public within 60 days of the event related to those data/results and always provided that copyright symbol appears together as follows below.  
 © DORNA, 2025

## Practice

Lap	Lap Time	T1	T2	T3	T4	Speed
<b>17th</b>	<b>71</b>	<b>Ayumu SASAKI</b>		RW - Idrofoglia Racing JPN		
		Runs=3	Total laps=14	Full laps=8	Valid laps=7	
1	2'20.583	29.677	26.728	26.508	25.126	277.3
2	<b>1'45.964</b>	28.457	26.100	26.781	24.626	280.4
3	<b>1'43.621</b>	27.948	25.257	25.860	24.556	284.3
4	<b>1'46.058</b>	28.120	25.300	25.904	26.734	284.9
5	<b>1'43.596</b>	27.973	25.238	25.793	24.592	281.1
6	1'55.297	P 29.416	25.900	28.343	31.638	272.5
7	5'50.277	28.758	26.776	27.756	26.703	270.1
8	<b>1'43.115</b>	27.929	25.159	25.726	24.301	278.0
9	<b>1'42.828</b>	27.823	25.041	25.617	24.347	280.4
10	1'52.091	P 29.617	25.785	26.072	30.617	274.3
11	11'50.785	28.332	25.270	27.156	28.390	277.3
12	1'47.167	* 27.755	25.046	25.653	28.713	* 280.4
13	<b>1'49.300</b>	29.510	26.094	27.224	26.472	273.1
14	1'54.295	P 27.735	25.263	26.975	* 34.322	274.3

<b>18th</b>	<b>12</b>	<b>Filip SALAC</b>		ELF Marc VDS Racing CZE		
		Runs=2	Total laps=16	Full laps=12	Valid laps=11	
1	2'58.812	33.782	28.905	28.217	24.774	270.7
2	<b>1'43.499</b>	27.946	25.399	25.806	24.348	280.4
3	<b>1'43.225</b>	27.824	25.118	25.705	24.578	280.4
4	<b>1'43.591</b>	27.858	25.338	25.808	24.587	278.0
5	1'44.098	* 28.500	* 25.191	25.895	24.512	279.8
6	<b>1'44.502</b>	27.967	25.386	26.217	24.932	276.7
7	<b>1'44.759</b>	27.978	25.905	25.938	24.938	278.6
8	<b>1'42.866</b>	27.840	25.027	25.683	24.316	278.0
9	<b>1'43.348</b>	27.946	25.140	25.748	24.514	276.7
10	<b>1'43.304</b>	27.872	25.192	25.714	24.526	276.7
11	1'52.799	P 29.618	25.484	26.611	31.086	275.5
12	12'10.869	27.206	25.194	25.692	24.454	275.5
13	<b>1'43.559</b>	27.724	25.136	25.901	24.798	278.0
14	<b>1'45.985</b>	27.821	26.739	26.860	24.565	278.6
15	<b>1'44.321</b>	27.694	24.924	27.028	24.675	282.3
16	1'56.232	P 27.724	27.674	* 29.596	* 31.238	273.7

<b>19th</b>	<b>80</b>	<b>David ALONSO</b>		CFMOTO Inde Aspar COL		
		Runs=2	Total laps=17	Full laps=13	Valid laps=10	
1	2'20.802	28.577	25.341	26.542	24.717	282.3
2	<b>1'44.724</b>	28.526	25.465	26.139	24.594	286.2
3	<b>1'44.415</b>	28.310	25.458	26.068	24.579	279.2
4	<b>1'43.729</b>	28.213	25.083	25.981	24.452	288.2
5	1'44.238	* 28.273	* 25.318	25.962	24.685	281.1
6	<b>1'44.734</b>	28.083	25.376	26.070	25.205	282.3
7	<b>1'43.777</b>	28.249	25.211	25.878	24.439	284.3
8	<b>1'43.521</b>	27.898	25.140	25.934	24.549	286.2
9	<b>1'43.147</b>	27.976	25.008	25.810	24.353	283.0
10	<b>1'43.032</b>	27.778	24.990	25.805	24.459	282.3
11	<b>1'43.081</b>	27.944	24.908	25.844	24.385	281.7
12	<b>1'45.605</b>	29.211	25.314	26.027	25.053	279.8
13	1'50.859	P 28.296	25.338	26.720	30.505	278.0
14	10'41.873	28.981	25.782	26.491	24.662	276.7
15	1'44.001	* 27.938	25.173	26.112	24.778	* 278.6
16	1'45.356	* 27.888	25.727	25.957	25.784	277.3

## Moto2

Lap	Lap Time	T1	T2	T3	T4	Speed
17	1'51.452	P 27.864	* 25.160	25.832	* 32.596	279.2
<b>20th</b>	<b>75</b>	<b>Albert ARENAS</b>		ITALJET Gresini Moto SPA		
		Runs=3	Total laps=16	Full laps=10	Valid laps=7	
1	2'31.198	35.368	26.391	26.260	24.872	274.3
2	<b>1'43.937</b>	28.106	25.434	25.965	24.432	278.6
3	<b>1'45.363</b>	28.393	25.124	25.888	25.958	279.8
4	<b>1'43.068</b>	27.811	25.073	25.752	24.432	278.0
5	1'45.305	* 27.989	* 26.162	26.442	24.712	275.5
6	<b>1'43.476</b>	27.796	25.239	25.901	24.540	278.0
7	<b>1'43.517</b>	27.859	25.280	25.822	24.556	276.1
8	1'50.428	P 27.949	25.336	25.902	31.241	275.5
9	6'52.250	* 29.229	25.291	25.929	* 24.486	* 274.3
10	<b>1'43.203</b>	27.693	25.133	25.824	24.553	276.7
11	<b>1'43.307</b>	27.886	25.193	25.775	24.453	274.9
12	1'51.963	P 27.809	26.389	26.452	* 31.313	274.9
13	7'14.867	* 27.970	25.166	25.667	* 27.893	* 277.3
14	1'50.351	* 27.826	24.943	25.799	31.783	* 278.0
15	1'42.589	* 27.718	24.856	25.599	24.416	* 279.2
16	1'55.597	P 27.667	24.889	27.594	* 35.447	279.2

<b>21st</b>	<b>81</b>	<b>Senna AGIUS</b>		Liqui Moly Dynavolt Int AUS		
		Runs=2	Total laps=18	Full laps=14	Valid laps=11	
1	2'13.040	28.444	25.799	26.676	24.844	277.3
2	<b>1'44.393</b>	28.569	25.303	25.987	24.534	278.6
3	<b>1'44.033</b>	28.481	25.173	25.838	24.541	283.6
4	<b>1'43.496</b>	28.004	25.169	25.833	24.490	283.6
5	<b>1'43.340</b>	27.966	25.116	25.767	24.491	282.3
6	<b>1'43.628</b>	27.993	25.227	25.870	24.538	277.3
7	<b>1'43.438</b>	28.104	25.220	25.737	24.377	276.7
8	<b>1'43.266</b>	27.880	25.064	25.713	24.609	278.6
9	<b>1'43.163</b>	27.873	25.008	25.722	24.560	278.0
10	1'43.048	* 27.891	25.024	25.601	24.532	277.3
11	1'52.107	P 27.898	25.973	28.161	30.075	277.3
12	10'21.606	28.629	25.456	26.279	24.983	274.3
13	1'42.986	* 27.831	* 25.024	25.730	24.401	276.7
14	<b>1'46.071</b>	27.926	25.801	26.580	25.764	276.1
15	1'44.084	* 27.858	25.115	25.560	25.551	* 276.7
16	<b>1'43.105</b>	27.754	25.041	25.643	24.667	277.3
17	<b>1'43.176</b>	27.835	25.310	25.537	24.494	276.7
18	2'02.250	P 31.458	* 32.570	* 27.390	* 30.832	222.9

<b>22nd</b>	<b>9</b>	<b>Jorge NAVARRO</b>		KLINT Forward Factor SPA		
		Runs=3	Total laps=14	Full laps=8	Valid laps=5	
1	2'22.357	29.229	26.330	26.973	25.111	273.1
2	1'44.676	* 28.467	25.316	26.222	24.671	* 280.4
3	1'43.713	* 28.151	* 25.033	25.914	24.615	281.7
4	<b>1'43.709</b>	28.005	25.112	25.872	24.720	282.3
5	1'48.681	* 28.221	* 29.028	26.794	24.638	279.8
6	<b>1'44.315</b>	28.159	25.309	25.999	24.848	278.0
7	1'54.751	P 28.336	25.218	28.040	33.157	274.9
8	10'35.250	30.294	25.735	26.595	24.849	268.4
9	<b>1'43.864</b>	28.071	25.307	25.869	24.617	273.1
10	<b>1'45.609</b>	27.942	26.427	26.391	24.849	272.5
11	1'51.163	P 28.016	25.301	25.990	31.856	273.1

**Fastest Lap:** Manuel GONZALEZ      Liqui Moly Dynavolt Int SPA      **1'41.713**      27.488      24.936      25.223      24.066

These data/results cannot be reproduced, stored and/or transmitted in whole or in part by any manner of electronic, mechanical, photocopying, recording, broadcasting or otherwise now known or herein after developed without the previous express consent by the copyright owner, except for reproduction in daily press and regular printed publications on sale to the public within 60 days of the event related to those data/results and always provided that copyright symbol appears together as follows below.  
© DORNA, 2025

## Practice

Lap	Lap Time	T1	T2	T3	T4	Speed
12	6'46.415	*	31.818	26.271	26.224	25.618 * 263.3
13	<b>1'43.106</b>		<b>27.840</b>	25.109	<b>25.671</b>	<b>24.486</b> 276.1
14	1'52.615	P	27.853	25.071	25.653 *	34.038 277.3

**23rd 13** **Celestino VIETTI** Team HDR Heidrun ITA  
Runs=2 Total laps=19 Full laps=15 Valid laps=11

1	2'20.268		30.891	26.584	26.751	25.210	278.6
2	<b>1'48.579</b>		32.155	25.308	26.188	24.928	280.4
3	<b>1'43.609</b>		28.100	24.925	25.927	24.657	<b>286.2</b>
4	<b>1'46.201</b>		30.164	25.336	25.918	24.783	280.4
5	<b>1'43.950</b>		28.153	25.157	25.920	24.720	280.4
6	1'50.845	*	27.948	25.112	28.381 *	29.404 *	281.1
7	<b>1'43.462</b>		27.994	25.120	25.829	24.519	279.8
8	<b>1'43.170</b>		27.780	25.028	25.821	24.541	281.7
9	<b>1'44.693</b>		27.913	25.094	25.990	25.696	278.6
10	<b>1'43.461</b>		27.919	24.983	25.868	24.691	279.8
11	<b>1'43.434</b>		27.909	25.012	25.865	24.648	279.8
12	1'45.531	*	27.867	24.977	26.593 *	26.094 *	279.2
13	1'45.866	*	28.098 *	24.939	28.158	24.671	279.8
14	1'49.856	P	27.846	24.912	26.446	30.652	279.8
15	6'59.400		29.081	25.394	26.000	<b>24.502</b>	275.5
16	<b>1'47.647</b>		27.710	24.932	28.912	26.093	278.0
17	1'42.713	*	27.697	24.862	<b>25.675</b>	24.479 *	281.7
18	<b>1'48.744</b>		<b>27.581</b>	<b>24.804</b>	25.781	30.578	279.8
19	1'51.915	P	27.669	24.823	25.673 *	33.750	279.8

**24th 4** **Ivan ORTOLA** QJMOTOR - FRINSA SPA  
Runs=2 Total laps=17 Full laps=13 Valid laps=10

1	2'21.182		30.331	26.798	27.131	25.253	282.3
2	<b>1'44.593</b>		28.381	25.516	26.032	24.664	<b>285.6</b>
3	<b>1'44.039</b>		28.191	25.055	26.018	24.775	284.9
4	<b>1'43.729</b>		28.115	25.116	25.813	24.685	284.3
5	1'44.104	*	28.170 *	25.237	26.014	24.683 *	280.4
6	1'44.411	*	28.173 *	25.365	26.125	24.748	282.3
7	<b>1'43.825</b>		28.054	25.277	25.877	24.617	279.8
8	<b>1'43.984</b>		28.055	25.176	26.097	24.656	283.0
9	<b>1'43.536</b>		27.909	25.289	25.854	<b>24.484</b>	283.6
10	<b>1'43.357</b>		<b>27.863</b>	25.079	25.822	24.593	283.6
11	<b>1'43.253</b>		27.919	24.955	25.842	24.537	284.9
12	<b>1'43.565</b>		28.206	25.016	<b>25.793</b>	24.550	279.8
13	1'51.604	P	28.211	25.855	27.266	30.272	276.1
14	10'55.373		29.865	26.711	27.226	29.410	274.3
15	1'49.607	*	28.234	25.179	25.826	30.368 *	281.1
16	<b>1'43.492</b>		28.055	<b>24.946</b>	25.813	24.678	284.3
17	1'54.449	P	27.987	25.002	27.620 *	33.840	281.7

**25th 92** **Yuki KUNII** Idemitsu Honda Team JPN  
Runs=2 Total laps=18 Full laps=14 Valid laps=11

1	2'15.296		28.966	26.189	26.292	25.019	274.9
2	<b>1'44.565</b>		28.278	25.414	25.988	24.885	279.8
3	<b>1'46.013</b>		28.393	25.466	26.989	25.165	280.4
4	<b>1'45.112</b>		28.497	25.635	26.035	24.945	276.7
5	1'45.412	*	28.356 *	25.800	26.105	25.151	276.1
6	<b>1'45.981</b>		29.042	25.666	26.109	25.164	275.5
7	<b>1'44.814</b>		28.637	25.432	25.881	24.864	<b>283.0</b>

## Moto2

Lap	Lap Time	T1	T2	T3	T4	Speed	
8	<b>1'44.464</b>		28.309	25.395	25.888	24.872	280.4
9	<b>1'44.862</b>		28.209	25.820	25.929	24.904	273.7
10	<b>1'44.666</b>		28.225	25.578	25.934	24.929	277.3
11	<b>1'45.042</b>		28.308	25.713	25.853	25.168	276.1
12	1'54.388	P	28.340	26.675	27.463	31.910	275.5
13	10'10.850		29.487	26.191	27.216	25.698	270.7
14	<b>1'43.382</b>		<b>27.875</b>	<b>25.238</b>	25.698	<b>24.571</b>	279.8
15	1'43.504	*	27.943	25.336	<b>25.671</b>	24.554 *	279.2
16	<b>1'43.780</b>		27.904	25.287	25.714	24.875	277.3
17	1'44.119	*	28.180	25.370	25.892	24.677 *	276.1
18	2'04.880	P	33.382 *	30.755 *	27.630 *	33.113	251.7

**26th 11** **Alex ESCRIG** KLINT Forward Factor SPA  
Runs=3 Total laps=15 Full laps=9 Valid laps=7

1	2'22.811		32.780	26.313	28.030	25.254	272.5
2	<b>1'44.687</b>		28.334	25.357	26.333	24.663	<b>278.6</b>
3	<b>1'44.719</b>		28.464	25.369	26.037	24.849	277.3
4	1'51.260	P	28.706	25.356	26.040	31.158	276.7
5	8'10.208	*	29.208	26.204	26.829 *	24.666 *	274.9
6	<b>1'43.744</b>		28.108	25.302	25.794	24.540	274.3
7	<b>1'46.639</b>		30.114	25.423	26.134	24.968	276.1
8	<b>1'43.759</b>		27.937	25.384	25.988	<b>24.450</b>	274.9
9	1'55.509	P	28.067	27.768	29.035	30.639	270.7
10	8'47.895		34.850	26.214	26.892	25.642	273.1
11	<b>1'44.250</b>		27.927	25.535	25.724	25.064	274.3
12	1'43.355	*	<b>27.769</b>	25.323	<b>25.679</b>	24.584 *	275.5
13	<b>1'44.416</b>		28.613	25.323	25.899	24.581	274.3
14	1'44.225	*	27.971	<b>25.240</b>	26.074	24.940 *	274.3
15	2'15.855	P	37.428 *	34.975 *	29.925 *	33.527	179.4

**27th 95** **Collin VEIJER** Red Bull KTM Ajo NED  
Runs=2 Total laps=17 Full laps=13 Valid laps=11

1	3'11.961		30.349	26.201	27.007	25.442	275.5
2	<b>1'45.570</b>		28.800	25.633	26.383	24.754	276.7
3	<b>1'44.856</b>		28.438	25.479	26.156	24.783	278.0
4	<b>1'45.405</b>		28.512	25.726	26.198	24.969	277.3
5	1'45.129	*	28.961 *	25.383	25.920	24.865	277.3
6	<b>1'44.742</b>		28.427	25.369	26.082	24.864	277.3
7	<b>1'44.631</b>		28.489	25.365	26.001	24.776	278.0
8	<b>1'44.929</b>		28.392	25.515	26.022	25.000	277.3
9	<b>1'44.628</b>		28.442	25.375	25.948	24.863	277.3
10	<b>1'44.712</b>		28.439	25.423	25.979	24.871	276.7
11	<b>1'44.398</b>		28.345	25.359	25.862	24.832	277.3
12	1'49.487	P	28.243	25.298	25.932	30.014	<b>279.8</b>
13	9'53.615		29.161	25.763	26.555	24.927	274.3
14	<b>1'45.778</b>		28.324	25.401	26.181	25.872	275.5
15	1'47.250	*	28.177	25.270	25.947	27.856 *	278.6
16	<b>1'43.885</b>		<b>28.109</b>	<b>25.239</b>	<b>25.801</b>	<b>24.736</b>	277.3
17	1'59.681	P	29.696	27.574	28.197 *	34.214	228.7

**Fastest Lap:** Manuel GONZALEZ Liqui Moly Dynavolt Int SPA **1'41.713** 27.488 24.936 25.223 24.066

These data/results cannot be reproduced, stored and/or transmitted in whole or in part by any manner of electronic, mechanical, photocopying, recording, broadcasting or otherwise now known or herein after developed without the previous express consent by the copyright owner, except for reproduction in daily press and regular printed publications on sale to the public within 60 days of the event related to those data/results and always provided that copyright symbol appears together as follows below.  
© DORNA, 2025

Official MotoGP Timing by TISSOT  
www.motogp.com

Termas de Río Hondo, Friday, March 14, 2025

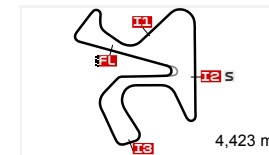
Page 5 of 5



## BEST PARTIAL TIMES

### GRAN PREMIO YPF ENERGÍA DE ARGENTINA

#### PRACTICE



Termas de Río Hondo

*IT* Ideal Lap Time, sum of the best partial tim

*BT* Best Lap Time

Pos	T1		T2		T3		T4		Pos	Rider	IT	BT
	Rider	Time	Rider	Time	Rider	Time	Rider	Time				
1	M.GONZALEZ	27.448	J.DIXON	24.776	M.GONZALEZ	25.223	J.DIXON	24.016	1	M.GONZALEZ	1'41.587	1'41.713 (1)
2	<b>J.DIXON</b>	<b>27.465</b>	<b>C.VIETTI</b>	<b>24.804</b>	<b>A.LOPEZ</b>	<b>25.231</b>	<b>A.LOPEZ</b>	<b>24.059</b>	2	J.DIXON	1'41.650	1'41.888 (3)
3	M.RAMIREZ	27.526	D.HOLGADO	24.830	J.DIXON	25.393	M.GONZALEZ	24.066	3	A.LOPEZ	1'41.817	1'41.873 (2)
4	<b>B.BALTUS</b>	<b>27.565</b>	<b>M.GONZALEZ</b>	<b>24.850</b>	<b>J.ROBERTS</b>	<b>25.401</b>	<b>M.RAMIREZ</b>	<b>24.119</b>	4	M.RAMIREZ	1'42.069	1'42.145 (4)
5	T.ARBOLINO	27.566	A.HUERTAS	24.853	B.BALTUS	25.418	A.CANET	24.159	5	A.CANET	1'42.196	1'42.338 (6)
6	<b>C.VIETTI</b>	<b>27.581</b>	<b>A.ARENAS</b>	<b>24.856</b>	<b>A.CANET</b>	<b>25.449</b>	<b>J.ROBERTS</b>	<b>24.189</b>	6	J.ROBERTS	1'42.248	1'42.385 (8)
7	A.LOPEZ	27.603	D.ALONSO	24.908	M.RAMIREZ	25.487	M.AJI	24.227	7	T.ARBOLINO	1'42.258	1'42.355 (7)
8	<b>Z.VD GOORBE</b>	<b>27.610</b>	<b>D.BINDER</b>	<b>24.919</b>	<b>D.BINDER</b>	<b>25.503</b>	<b>A.HUERTAS</b>	<b>24.231</b>	8	B.BALTUS	1'42.276	1'42.276 (5)
9	D.ÖNCÜ	27.618	F.SALAC	24.924	T.ARBOLINO	25.504	T.ARBOLINO	24.246	9	M.AJI	1'42.389	1'42.478 (9)
10	<b>J.ROBERTS</b>	<b>27.631</b>	<b>A.LOPEZ</b>	<b>24.924</b>	<b>M.AJI</b>	<b>25.519</b>	<b>D.MOREIRA</b>	<b>24.250</b>	10	D.BINDER	1'42.401	1'42.593 (11)
11	M.AJI	27.639	M.RAMIREZ	24.937	S.AGIUS	25.537	D.ÖNCÜ	24.282	11	D.ÖNCÜ	1'42.465	1'42.710 (14)
12	<b>A.CANET</b>	<b>27.641</b>	<b>T.ARBOLINO</b>	<b>24.942</b>	<b>Z.VD GOORBE</b>	<b>25.550</b>	<b>D.BINDER</b>	<b>24.298</b>	12	Z.VD GOORBERG	1'42.470	1'42.691 (12)
13	A.ARENAS	27.667	I.ORTOLA	24.946	D.ÖNCÜ	25.590	A.SASAKI	24.301	13	A.HUERTAS	1'42.526	1'42.587 (10)
14	<b>D.BINDER</b>	<b>27.681</b>	<b>A.CANET</b>	<b>24.947</b>	<b>A.ARENAS</b>	<b>25.599</b>	<b>B.BALTUS</b>	<b>24.308</b>	14	A.ARENAS	1'42.554	1'43.068 (20)
15	F.SALAC	27.694	I.GUEVARA	24.962	A.SASAKI	25.617	F.SALAC	24.316	15	C.VIETTI	1'42.562	1'43.170 (23)
16	<b>D.HOLGADO</b>	<b>27.712</b>	<b>D.ÖNCÜ</b>	<b>24.975</b>	<b>A.HUERTAS</b>	<b>25.619</b>	<b>I.GUEVARA</b>	<b>24.322</b>	16	D.HOLGADO	1'42.572	1'42.691 (13)
17	D.MOREIRA	27.730	Z.VD GOORBE	24.982	D.MOREIRA	25.645	Z.VD GOORBE	24.328	17	F.SALAC	1'42.617	1'42.866 (18)
18	<b>A.SASAKI</b>	<b>27.735</b>	<b>B.BALTUS</b>	<b>24.985</b>	<b>J.NAVARRO</b>	<b>25.671</b>	<b>D.ALONSO</b>	<b>24.353</b>	18	S.AGIUS	1'42.676	1'43.105 (21)
19	I.GUEVARA	27.753	M.AJI	25.004	Y.KUNII	25.671	D.HOLGADO	24.354	19	A.SASAKI	1'42.694	1'42.828 (17)
20	<b>S.AGIUS</b>	<b>27.754</b>	<b>S.AGIUS</b>	<b>25.008</b>	<b>C.VIETTI</b>	<b>25.675</b>	<b>S.AGIUS</b>	<b>24.377</b>	20	I.GUEVARA	1'42.722	1'42.816 (16)
21	A.ESCRIG	27.769	J.ROBERTS	25.027	D.HOLGADO	25.676	A.ARENAS	24.432	21	D.MOREIRA	1'42.792	1'42.792 (15)
22	<b>D.ALONSO</b>	<b>27.778</b>	<b>J.NAVARRO</b>	<b>25.033</b>	<b>A.ESCRIG</b>	<b>25.679</b>	<b>A.ESCRIG</b>	<b>24.450</b>	22	D.ALONSO	1'42.844	1'43.032 (19)
23	A.HUERTAS	27.823	A.SASAKI	25.041	F.SALAC	25.683	I.ORTOLA	24.484	23	J.NAVARRO	1'43.030	1'43.106 (22)
24	<b>J.NAVARRO</b>	<b>27.840</b>	<b>D.MOREIRA</b>	<b>25.167</b>	<b>I.GUEVARA</b>	<b>25.685</b>	<b>J.NAVARRO</b>	<b>24.486</b>	24	I.ORTOLA	1'43.086	1'43.253 (24)
25	I.ORTOLA	27.863	Y.KUNII	25.238	I.ORTOLA	25.793	C.VIETTI	24.502	25	A.ESCRIG	1'43.138	1'43.744 (26)

These data/results cannot be reproduced, stored and/or transmitted in whole or in part by any manner of electronic, mechanical, photocopying, recording, broadcasting or otherwise now known or herein after developed without the previous express consent by the copyright owner, except for reproduction in daily press and regular printed publications on sale to the public within 60 days of the event related to those data/results and always provided that copyright symbol appears together as follows below.

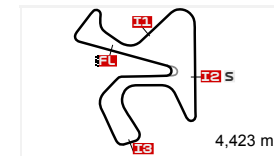
© DORNA, 2025



## BEST PARTIAL TIMES

### GRAN PREMIO YPF ENERGÍA DE ARGENTINA

#### PRACTICE



Termas de Río Hondo


*IT* Ideal Lap Time, sum of the best partial tim

*BT* Best Lap Time

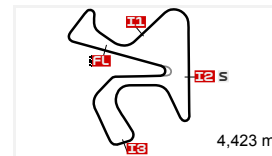
Pos	T1		T2		T3		T4		Pos	Rider	IT	BT
	Rider	Time	Rider	Time	Rider	Time	Rider	Time				
26	Y.KUNII	27.875	C.VEIJER	25.239	C.VEIJER	25.801	Y.KUNII	24.571	26	Y.KUNII	1'43.355	1'43.382 (25)
27	C.VEIJER	28.109	A.ESCRIG	25.240	D.ALONSO	25.805	C.VEIJER	24.736	27	C.VEIJER	1'43.885	1'43.885 (27)

These data/results cannot be reproduced, stored and/or transmitted in whole or in part by any manner of electronic, mechanical, photocopying, recording, broadcasting or otherwise now known or herein after developed without the previous express consent by the copyright owner, except for reproduction in daily press and regular printed publications on sale to the public within 60 days of the event related to those data/results and always provided that copyright symbol appears together as follows below.

© DORNA, 2025

Official MotoGP Timing by   
www.motogp.com

FASTEST LAPS SEQUENCE  
 GRAN PREMIO YPF ENERGÍA DE ARGENTINA  
 PRACTICE



Termas de Río Hondo

<i>Practice Time</i>	<i>#</i>	<i>Rider</i>	<i>Nation</i>	<i>Motorcycle</i>	<i>Time</i>	<i>Km/h</i>	<i>Rider's Lap</i>
<b>3'40.200</b>	16	<b>Joe ROBERTS</b>	USA	KALEX	<b>1'44.316</b>	165.8	2
<b>3'57.634</b>	21	<b>Alonso LOPEZ</b>	SPA	BOSCOSCURO	<b>1'43.344</b>	167.4	2
<b>3'58.938</b>	15	<b>Darryn BINDER</b>	RSA	KALEX	<b>1'42.966</b>	168.0	2
<b>4'53.121</b>	18	<b>Manuel GONZALEZ</b>	SPA	KALEX	<b>1'42.697</b>	168.4	2
<b>6'23.954</b>	96	<b>Jake DIXON</b>	GBR	BOSCOSCURO	<b>1'42.240</b>	169.2	3
<b>11'34.447</b>	96	<b>Jake DIXON</b>	GBR	BOSCOSCURO	<b>1'42.162</b>	169.3	6
<b>20'09.230</b>	96	<b>Jake DIXON</b>	GBR	BOSCOSCURO	<b>1'42.154</b>	169.3	11
<b>21'13.527</b>	21	<b>Alonso LOPEZ</b>	SPA	BOSCOSCURO	<b>1'41.873</b>	169.8	8
<b>36'56.213</b>	18	<b>Manuel GONZALEZ</b>	SPA	KALEX	<b>1'41.713</b>	170.1	15

These data/results cannot be reproduced, stored and/or transmitted in whole or in part by any manner of electronic, mechanical, photocopying, recording, broadcasting or otherwise now known or herein after developed without the previous express consent by the copyright owner, except for reproduction in daily press and regular printed publications on sale to the public within 60 days of the event related to those data/results and always provided that copyright symbol appears together as follows below.  
 © DORNA, 2025