

Termas de Río Hondo

CLASSIFICATION

GRAN PREMIO YPF ENERGÍA DE ARGENTINA

FREE PRACTICE NR. 1

#	Rider	Nation	Team	Motorcycle	Time	Lap Total	Gap	T. Speed
1	18 Manuel GONZALEZ	SPA	Liqui Moly Dynavolt Intact GP	KALEX	1'44.147	10 11		281.1
2	14 Tony ARBOLINO	ITA	BLU CRU Pramac Yamaha Moto2	BOSCOSCURO	1'44.236	16 16	0.089 0.089	281.7
3	96 Jake DIXON	GBR	ELF Marc VDS Racing Team	BOSCOSCURO	1'44.445	13 14	0.298 0.209	282.3
4	44 Aron CANET	SPA	Fantic Racing LINO SONEGO	KALEX	1'44.515	7 7	0.368 0.070	278.6
5	10 Diogo MOREIRA	BRA	Italtrans Racing Team	KALEX	1'44.617	9 9	0.470 0.102	278.0
6	64 Mario AJI	INA	Idemitsu Honda Team Asia	KALEX	1'44.627	16 17	0.480 0.010	281.7
7	15 Darryn BINDER	RSA	ITALJET Gresini Moto2	KALEX	1'45.082	13 14	0.935 0.455	284.9
8	53 Deniz ÖNCÜ	TUR	Red Bull KTM Ajo	KALEX	1'45.229	10 12	1.082 0.147	283.6
9	24 Marcos RAMIREZ	SPA	OnlyFans American Racing Team	KALEX	1'45.371	19 19	1.224 0.142	278.6
10	21 Alonso LOPEZ	SPA	Team HDR Heidrun	BOSCOSCURO	1'45.564	14 14	1.417 0.193	284.3
11	75 Albert ARENAS	SPA	ITALJET Gresini Moto2	KALEX	1'45.599	13 13	1.452 0.035	280.4
12	11 Alex ESCRIG	SPA	KLINT Forward Factory Team	FORWARD	1'45.720	14 14	1.573 0.121	277.3
13	28 Izan GUEVARA	SPA	BLU CRU Pramac Yamaha Moto2	BOSCOSCURO	1'45.720	14 15	1.573	281.7
14	80 David ALONSO	COL	CFMOTO Inde Aspar Team	KALEX	1'45.866	16 16	1.719 0.146	284.3
15	12 Filip SALAC	CZE	ELF Marc VDS Racing Team	BOSCOSCURO	1'45.935	13 13	1.788 0.069	280.4
16	13 Celestino VIETTI	ITA	Team HDR Heidrun	BOSCOSCURO	1'46.008	14 15	1.861 0.073	285.6
17	16 Joe ROBERTS	USA	OnlyFans American Racing Team	KALEX	1'46.076	18 19	1.929 0.068	283.6
18	84 Zonta VD GOORBERGH	NED	RW-Idrofoglia Racing GP	KALEX	1'46.119	12 13	1.972 0.043	279.8
19	99 Adrian HUERTAS	SPA	Italtrans Racing Team	KALEX	1'46.235	18 18	2.088 0.116	279.8
20	71 Ayumu SASAKI	JPN	RW - Idrofoglia Racing GP	KALEX	1'46.277	18 18	2.130 0.042	276.7
21	7 Barry BALTUS	BEL	Fantic Racing LINO SONEGO	KALEX	1'46.310	17 17	2.163 0.033	280.4
22	81 Senna AGIUS	AUS	Liqui Moly Dynavolt Intact GP	KALEX	1'46.505	15 16	2.358 0.195	279.2
23	9 Jorge NAVARRO	SPA	KLINT Forward Factory Team	FORWARD	1'46.681	15 16	2.534 0.176	280.4
24	92 Yuki KUNII	JPN	Idemitsu Honda Team Asia	KALEX	1'46.756	17 17	2.609 0.075	278.0
25	4 Ivan ORTOLA	SPA	QJMOTOR - FRINSA - MSI	BOSCOSCURO	1'47.005	17 17	2.858 0.249	284.9
26	95 Collin VEIJER	NED	Red Bull KTM Ajo	KALEX	1'47.053	17 18	2.906 0.048	278.6
27	27 Daniel HOLGADO	SPA	CFMOTO Inde Aspar Team	KALEX	1'47.241	17 17	3.094 0.188	277.3

Practice condition: Dry

Air: 18°

Humidity: 83%

Ground: 20°

Fastest Lap:	Lap: 10	Manuel GONZALEZ	1'44.147	166.1 Km/h
Best Race Lap:	2022	Celestino VIETTI	1'42.829	168.2 Km/h
All-Time Lap Record:	2023	Alonso LOPEZ	1'42.472	168.8 Km/h

The results are provisional until the end of the limit for protest and appeals.

Time limit for protest expires 60' after publication of the results - Time:

Nicolas TORTONE
10:44

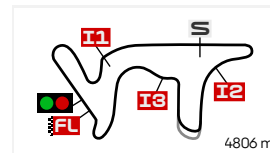
These data/results cannot be reproduced, stored and/or transmitted in whole or in part by any manner of electronic, mechanical, photocopying, recording, broadcasting or otherwise now known or herein after developed without the previous express consent by the copyright owner, except for reproduction in daily press and regular printed publications on sale to the public within 60 days of the event related to those data/results and always provided that copyright symbol appears together as follows below.

© DORNA, 2025

Official MotoGP Timing by

www.motogp.com

Termas de Río Hondo, Friday, March 14, 2025



Termas de Río Hondo

TOP SPEED & AVERAGE

GRAN PREMIO YPF ENERGÍA DE ARGENTINA

FREE PRACTICE NR. 1

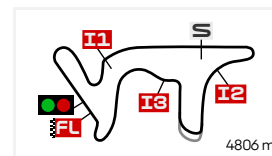
#	Rider	Nation	Motorcycle	Top 5 speeds					Average	Top
13	Celestino VIETTI	ITA	BOSCOSCURO	285.6	283.0	281.1	280.4	278.0	281.6	285.6
4	Ivan ORTOLA	SPA	BOSCOSCURO	284.9	280.4	279.2	278.6	278.0	280.2	284.9
15	Darryn BINDER	RSA	KALEX	284.9	278.6	278.0	276.7	275.5	278.7	284.9
21	Alonso LOPEZ	SPA	BOSCOSCURO	284.3	281.7	281.1	280.4	280.4	281.6	284.3
80	David ALONSO	COL	KALEX	284.3	283.6	281.7	281.1	279.8	282.1	284.3
16	Joe ROBERTS	USA	KALEX	283.6	283.0	279.8	278.0	276.7	280.2	283.6
53	Deniz ÖNCÜ	TUR	KALEX	283.6	282.3	282.3	281.7	280.4	281.8	283.6
96	Jake DIXON	GBR	BOSCOSCURO	282.3	281.7	281.1	280.4	280.4	281.2	282.3
14	Tony ARBOLINO	ITA	BOSCOSCURO	281.7	281.7	281.7	281.1	280.4	281.2	281.7
28	Izan GUEVARA	SPA	BOSCOSCURO	281.7	281.1	280.4	278.6	278.6	280.1	281.7
64	Mario AJI	INA	KALEX	281.7	279.8	276.7	276.1	276.1	277.8	281.7
18	Manuel GONZALEZ	SPA	KALEX	281.1	277.3	277.3	276.7	276.1	277.1	281.1
7	Barry BALTUS	BEL	KALEX	280.4	279.2	279.2	277.3	277.3	278.7	280.4
9	Jorge NAVARRO	SPA	FORWARD	280.4	279.2	279.2	277.3	276.7	278.6	280.4
12	Filip SALAC	CZE	BOSCOSCURO	280.4	280.4	279.8	279.2	274.9	278.9	280.4
75	Albert ARENAS	SPA	KALEX	280.4	279.8	278.6	278.6	278.0	279.1	280.4
84	Zonta VD GOORBERGH	NED	KALEX	279.8	279.8	279.2	278.0	277.3	278.8	279.8
99	Adrian HUERTAS	SPA	KALEX	279.8	278.6	278.6	278.6	278.0	278.6	279.8
81	Senna AGIUS	AUS	KALEX	279.2	278.6	278.0	277.3	277.3	278.1	279.2
24	Marcos RAMIREZ	SPA	KALEX	278.6	278.6	278.0	277.3	277.3	278.0	278.6
44	Aron CANET	SPA	KALEX	278.6	278.6	278.0	276.1	276.1	277.5	278.6
95	Collin VEIJER	NED	KALEX	278.6	278.6	278.6	277.3	276.7	278.0	278.6
10	Diogo MOREIRA	BRA	KALEX	278.0	277.3	276.7	276.7	276.7	277.0	278.0
92	Yuki KUNII	JPN	KALEX	278.0	278.0	276.7	275.5	275.5	276.5	278.0
11	Alex ESCRIG	SPA	FORWARD	277.3	276.1	275.5	274.9	273.1	275.0	277.3
27	Daniel HOLGADO	SPA	KALEX	277.3	277.3	277.3	276.7	276.1	276.8	277.3
71	Ayumu SASAKI	JPN	KALEX	276.7	276.7	276.7	276.7	276.7	276.7	276.7

These data/results cannot be reproduced, stored and/or transmitted in whole or in part by any manner of electronic, mechanical, photocopying, recording, broadcasting or otherwise now known or herein after developed without the previous express consent by the copyright owner, except for reproduction in daily press and regular printed publications on sale to the public within 60 days of the event related to those data/results and always provided that copyright symbol appears together as follows below.

© DORNA, 2025

Official MotoGP Timing by www.motogp.com

Termas de Río Hondo, Friday, March 14, 2025



Termas de Río Hondo

CHRONOLOGICAL ANALYSIS OF PERFORMANCES

GRAN PREMIO YPF ENERGÍA DE ARGENTINA

FREE PRACTICE NR. 1

* Lap / Sector time cancelled
P Crossing the finish line in pit lane

T1 Time from finish line to 1st intermediate
T2 Time from 1st intermed. to 2nd intermed.

T3 Time from 2nd intermed. to 3rd intermed.
T4 Time from 3rd intermediate to finish line

Lap	Lap Time	T1	T2	T3	T4	Speed	Lap	Lap Time	T1	T2	T3	T4	Speed	
1st	18	Manuel GONZALEZ Liqui Moly Dynavolt Int SPA						9	1'46.111	28.967	25.395	26.687	25.062	282.3
		Runs=1	Total laps=11	Full laps=10	Valid laps=10		10	1'45.660	28.939	25.687	26.330	24.704	279.8	
1	23'46.393	34.980	27.391	29.797	27.408	269.6	11	1'45.041	28.928	25.354	26.154	24.605	280.4	
2	1'53.780	33.340	26.325	28.015	26.100	273.7	12	1'44.987	28.689	25.376	26.409	24.513	281.1	
3	1'49.507	30.700	25.919	27.198	25.690	276.1	13	1'44.445	28.568	25.296	26.102	24.479	280.4	
4	1'53.077	34.335	25.898	27.151	25.693	275.5	14	1'48.988	28.357	27.929	27.582	25.120	270.1	
5	1'47.273	29.561	25.829	26.569	25.314	277.3								
6	1'46.761	29.597	25.513	26.399	25.252	276.1								
7	1'45.425	28.894	25.438	26.118	24.975	276.1								
8	1'45.465	28.697	25.352	26.359	25.057	281.1								
9	1'44.720	28.619	25.332	26.002	24.767	276.1								
10	1'44.147	28.311	25.198	25.884	24.754	276.7								
11	1'44.358	28.343	25.316	25.799	24.900	277.3								
4th	44	Aron CANET Fantic Racing LINO SO SPA												
		Runs=1	Total laps=7	Full laps=6	Valid laps=6									
1	29'40.802	33.995	27.402	29.152	26.369	273.1								
2	1'49.553	30.526	26.238	27.295	25.494	275.5								
3	1'47.200	29.150	25.890	26.819	25.341	276.1								
4	1'46.140	28.875	25.613	26.634	25.018	278.0								
5	1'45.149	28.510	25.566	26.213	24.860	278.6								
6	1'47.285	29.516	26.401	26.162	25.206	276.1								
7	1'44.515	28.420	25.418	26.043	24.634	278.6								
5th	10	Diogo MOREIRA Italtrans Racing Team BRA												
		Runs=1	Total laps=9	Full laps=8	Valid laps=8									
1	25'54.324	30.765	26.646	28.015	26.004	276.1								
2	1'49.438	30.335	26.201	27.355	25.547	276.7								
3	1'48.848	29.910	26.125	26.985	25.828	277.3								
4	1'47.154	29.300	25.602	26.912	25.340	276.7								
5	1'46.498	29.003	25.800	26.445	25.250	275.5								
6	1'45.320	28.941	25.262	26.262	24.855	278.0								
7	1'47.361	30.742	25.304	26.453	24.862	276.7								
8	1'45.113	28.847	25.404	26.071	24.791	274.9								
9	1'44.617	28.432	25.275	26.137	24.773	276.7								
6th	64	Mario AJI Idemitsu Honda Team INA												
		Runs=2	Total laps=17	Full laps=14	Valid laps=14									
1	3'35.342	34.136	29.510	31.363	28.496	250.7								
2	1'58.130	32.737	27.967	29.741	27.685	269.0								
3	1'55.429	31.759	27.457	29.305	26.908	268.4								
4	1'54.859	31.594	27.021	29.581	26.663	270.7								
5	2'02.215 P	31.299	27.053	29.200	34.663	272.5								
6	10'00.667	33.564	27.075	28.825	26.311	273.1								
7	1'50.235	30.787	26.310	27.685	25.453	275.5								
8	1'48.615	30.074	26.112	27.268	25.161	274.3								
9	1'48.473	29.569	26.107	27.321	25.476	274.9								
10	1'47.904	29.670	25.942	26.922	25.370	275.5								
11	1'47.029	29.506	25.886	26.625	25.012	276.1								
12	1'46.217	29.003	25.694	26.692	24.828	276.7								
Fastest Lap: Manuel GONZALEZ SPA Liqui Moly Dynavolt Intact GP 1'44.147 28.311 25.198 25.884 24.754														

These data/results cannot be reproduced, stored and/or transmitted in whole or in part by any manner of electronic, mechanical, photocopying, recording, broadcasting or otherwise now known or herein after developed without the previous express consent by the copyright owner, except for reproduction in daily press and regular printed publications on sale to the public within 60 days of the event related to those data/results and always provided that copyright symbol appears together as follows below.

* DORNA, 2025

Official MotoGP Timing by

www.motogp.com

Termas de Río Hondo, Friday, March 14, 2025

Free Practice Nr. 1

Moto2™

Lap	Lap Time	T1	T2	T3	T4	Speed
13	1'50.481	31.878	26.364	27.111	25.128	274.9
14	1'45.560	28.945	25.579	26.321	24.715	276.1
15	1'45.700	28.955	25.751	26.403	24.591	276.1
16	1'44.627	28.682	25.336	26.076	24.533	279.8
17	1'45.006	28.313	25.294	26.256	25.143	281.7

Lap	Lap Time	T1	T2	T3	T4	Speed
16	1'46.644	29.266	25.516	26.907	24.955	274.9
17	1'45.897	29.019	25.401	26.536	24.941	278.0
18	1'45.510	28.788	25.352	26.405	24.965	278.6
19	1'45.371	28.657	25.552	26.283	24.879	277.3

7th		15 Darryn BINDER		ITALJET Gresini Moto2		RSA
	Runs=3	Total laps=14	Full laps=9	Valid laps=9		
1	2'25.594	35.304	29.407	32.204	28.871	266.1
2	1'57.660	32.071	27.485	30.132	27.972	269.6
3	2'00.466 P	31.446	27.414	29.294	32.312	270.1
4	11'27.907	36.955	28.101	31.131	28.184	271.9
5	1'57.993	33.048	27.875	29.772	27.298	270.7
6	1'54.063	31.337	26.824	29.158	26.744	273.7
7	1'51.647	30.771	26.521	28.414	25.941	272.5
8	1'49.492	30.114	25.829	27.845	25.704	275.5
9	1'56.989 P	29.994	26.194	28.239	32.562	274.3
10	6'27.175	33.113	26.546	27.847	25.822	273.7
11	1'47.069	29.439	25.575	26.837	25.218	278.0
12	1'45.581	28.843	25.277	26.554	24.907	276.7
13	1'45.082	28.643	25.283	26.181	24.975	278.6
14	1'45.263	29.037	25.388	26.092	24.746	284.9

10th		21 Alonso LOPEZ		Team HDR Heidrun		SPA
	Runs=2	Total laps=14	Full laps=11	Valid laps=11		
1	3'42.862	37.892	30.283	33.087	29.609	266.1
2	2'01.104	34.527	28.114	30.854	27.609	271.9
3	1'57.144	32.401	27.225	29.464	28.054	271.3
4	1'56.063	31.858	27.511	29.408	27.286	270.7
5	1'54.734	31.580	27.192	29.010	26.952	270.1
6	2'06.369 P	32.291	28.123	30.501	35.454	270.1
7	14'00.842	35.767	27.164	28.830	26.222	270.7
8	1'48.944	30.566	25.848	27.211	25.319	277.3
9	1'47.341	29.717	25.673	26.920	25.031	278.6
10	1'46.458	29.604	25.342	26.589	24.923	281.1
11	1'58.604	40.416	25.957	27.145	25.086	280.4
12	1'46.005	29.320	25.377	26.508	24.800	280.4
13	1'47.538	29.211	25.257	27.647	25.423	284.3
14	1'45.564	28.730	25.313	26.688	24.833	281.7

8th		53 Deniz ÖNCÜ		Red Bull KTM Ajo		TUR
	Runs=1	Total laps=12	Full laps=11	Valid laps=9		
1	20'53.003	34.895	28.391	29.949	27.520	271.9
2	1'52.711	31.107	26.706	28.550	26.348	276.7
3	1'52.709	33.433	25.933	27.592	25.751	278.0
4	1'49.747	30.630	25.865	27.619	25.633	278.6
5	1'49.866 *	30.362	25.683	28.392	25.429 *	279.2
6	1'47.831 *	30.137 *	25.377	27.152	25.165	279.8
7	1'47.022	29.412	25.495	26.809	25.306	280.4
8	1'46.660	29.263	25.327	26.940	25.130	280.4
9	1'48.380	31.516	25.260	26.723	24.881	283.6
10	1'45.229	28.843	25.202	26.339	24.845	281.7
11	1'49.287	31.731	25.167	26.840	25.549	282.3
12	1'45.413	28.566	25.361	26.639	24.847	282.3

11th		75 Albert ARENAS		ITALJET Gresini Moto2		SPA
	Runs=1	Total laps=13	Full laps=12	Valid laps=12		
1	18'13.302	38.564	29.608	32.425	30.064	263.3
2	2'00.117	33.317	28.689	29.974	28.137	270.1
3	1'55.379	32.183	27.311	29.171	26.714	277.3
4	1'52.807	30.944	26.898	28.403	26.562	276.7
5	1'51.173	30.780	26.040	27.885	26.468	276.7
6	1'50.046	30.116	26.212	27.674	26.044	278.0
7	1'49.730	29.891	26.079	27.451	26.309	276.7
8	1'50.959	31.833	26.281	27.161	25.684	275.5
9	1'47.285	29.351	25.540	26.918	25.476	278.6
10	1'50.730	29.747	26.789	28.815	25.379	276.7
11	1'46.547	29.065	25.573	26.660	25.249	278.6
12	1'46.182	28.894	25.326	26.590	25.372	279.8
13	1'45.599	28.785	25.390	26.456	24.968	280.4

9th		24 Marcos RAMIREZ		OnlyFans American Raci		SPA
	Runs=2	Total laps=19	Full laps=16	Valid laps=16		
1	2'38.310	42.990	33.955	38.035	32.996	229.1
2	2'08.661	37.887	28.792	32.888	29.094	269.0
3	2'02.431	35.257	27.767	31.175	28.232	273.7
4	1'59.289	33.655	27.241	30.653	27.740	274.3
5	1'59.808	33.132	27.014	30.939	28.723	274.9
6	1'56.079	32.653	26.841	29.504	27.081	274.3
7	1'54.514	31.825	26.549	29.428	26.712	273.7
8	1'53.436	31.785	26.634	28.727	26.290	274.3
9	1'52.965	31.528	26.475	28.778	26.184	274.9
10	1'52.005	31.149	26.446	28.325	26.085	274.9
11	1'50.532	30.577	25.906	28.005	26.044	277.3
12	1'49.861	30.376	25.922	27.837	25.726	276.1
13	1'48.935	30.035	25.896	27.500	25.504	275.5
14	2'03.822 P	32.773	27.782	31.274	31.993	262.2
15	6'18.998	33.220	25.721	27.255	25.970	278.6

12th		11 Alex ESCRIG		KLINT Forward Factory		SPA
	Runs=2	Total laps=14	Full laps=11	Valid laps=11		
1	2'43.292	38.076	31.467	35.228	29.758	260.0
2	2'04.657	35.601	28.966	31.360	28.730	269.6
3	2'00.820	32.789	28.564	31.026	28.441	264.4
4	1'59.275	32.286	28.079	30.340	28.570	270.1
5	2'05.362	34.472	28.395	32.079	30.416	271.3
6	1'57.208	31.947	27.769	29.773	27.719	270.7
7	2'07.749 P	31.814	28.205	31.312	36.418	270.7
8	15'25.247	36.643	27.446	29.848	26.215	268.4
9	1'49.104	30.007	26.236	27.384	25.477	273.1
10	1'47.468	29.550	25.670	26.981	25.267	275.5
11	1'46.555	29.202	25.550	26.672	25.131	277.3
12	1'48.012	30.677	25.683	26.573	25.079	273.1
13	1'45.863	29.126	25.438	26.416	24.883	274.9
14	1'45.720	28.726	25.501	26.276	25.217	276.1

Fastest Lap: Manuel GONZALEZ	SPA	Liqui Moly Dynavolt Intact GP	1'44.147	28.311	25.198	25.884	24.754
-------------------------------------	-----	-------------------------------	-----------------	--------	--------	--------	--------

These data/results cannot be reproduced, stored and/or transmitted in whole or in part by any manner of electronic, mechanical, photocopying, recording, broadcasting or otherwise now known or herein after developed without the previous express consent by the copyright owner, except for reproduction in daily press and regular printed publications on sale to the public within 60 days of the event related to those data/results and always provided that copyright symbol appears together as follows below.

© DORNA, 2025

Official MotoGP Timing by TISSOT

www.motogp.com

Termas de Río Hondo, Friday, March 14, 2025

Page 2 of 5



Free Practice Nr. 1

Moto2™

Lap	Lap Time	T1	T2	T3	T4	Speed	Lap	Lap Time	T1	T2	T3	T4	Speed	
13th	28	Izan GUEVARA				BLU CRU Pramac Yama SPA	1	3'54.819	36.772	29.736	33.243	30.260	269.6	
		Runs=3	Total laps=15	Full laps=10	Valid laps=10	2	2'00.625	33.243	27.917	30.755	28.710	274.9		
1	3'02.806	35.014	29.057	31.582	28.727	267.8	3	1'59.145	32.468	27.380	30.700	28.597	274.3	
2	1'58.749	32.907	27.721	29.949	28.172	274.3	4	1'57.587	32.080	27.360	30.074	28.073	274.9	
3	1'57.809	32.317	27.746	29.649	28.097	273.7	5	1'57.244	32.307	27.263	29.750	27.924	273.7	
4	1'57.535	32.541	27.469	29.540	27.985	278.0	6	1'56.521	31.848	27.200	29.804	27.669	273.7	
5	1'57.017	32.185	27.503	29.624	27.705	276.7	7	1'56.311	32.148	27.166	29.406	27.591	273.7	
6	2'03.667 P	32.219	27.506	29.748	34.194	276.1	8	2'07.880 P	31.792	27.005	29.364	39.719	273.1	
7	9'22.373	35.123	27.342	29.285	27.378	273.1	9	12'33.244	33.579	26.727	28.991	27.191	275.5	
8	1'53.299	32.304	26.620	27.919	26.456	275.5	10	1'50.924	31.678	25.922	27.458	25.866	277.3	
9	1'50.009	30.858	26.072	27.439	25.640	276.7	11	1'48.010	29.674	25.622	27.086	25.628	280.4	
10	1'48.042	30.086	25.855	26.745	25.356	278.0	12	1'58.691	37.748	27.974	27.549	25.420	278.0	
11	1'57.460 P	30.381	26.196	28.034	32.849	278.6	13	1'46.655	29.289	25.312	26.860	25.194	285.6	
12	5'40.142	33.737	25.834	27.005	25.251	278.6	14	1'46.008	28.946	25.316	26.615	25.131	281.1	
13	1'46.374	29.338	25.448	26.548	25.040	281.1	15	1'47.978	28.909	25.063	28.605	25.401	283.0	
14	1'45.720	29.074	25.350	26.412	24.884	280.4								
15	1'53.373	36.043	25.626	26.638	25.066	281.7								
14th	80	David ALONSO				CFMOTO Inde Aspar Te COL	17th	16	Joe ROBERTS				OnlyFans American Raci USA	
		Runs=2	Total laps=16	Full laps=13	Valid laps=13	1	2'30.930	39.670	31.090	34.642	30.924	257.9		
1	2'49.815	35.715	30.002	32.919	29.968	250.2	2	2'04.474	35.005	28.480	32.176	28.813	267.8	
2	2'02.245	33.479	28.767	31.209	28.790	273.1	3	1'59.580	33.355	27.710	30.564	27.951	269.6	
3	1'58.073	32.318	27.576	30.276	27.903	276.7	4	2'01.422	33.680	28.044	31.571	28.127	270.1	
4	1'58.840	33.047	27.431	30.504	27.858	272.5	5	1'58.163	32.818	27.318	30.599	27.428	273.1	
5	1'58.404	32.993	27.336	30.400	27.675	273.7	6	1'56.290	32.561	27.166	29.712	26.851	271.3	
6	1'57.492	31.863	27.610	30.095	27.924	273.7	7	1'55.225	32.307	26.729	29.384	26.805	273.1	
7	2'03.008 P	32.083	27.242	29.950	33.733	274.9	8	1'56.818	33.777	27.227	29.253	26.561	271.3	
8	11'35.156	34.338	27.210	29.777	27.651	276.1	9	1'53.927	31.841	26.714	28.937	26.435	275.5	
9	1'52.912	31.349	26.313	28.666	26.584	279.8	10	1'54.276	31.265	27.301	29.425	26.285	279.8	
10	1'50.611	30.675	25.963	27.828	26.145	278.0	11	1'51.548	30.938	26.214	28.323	26.073	274.3	
11	1'48.336	29.821	25.592	27.210	25.713	281.1	12	1'56.294	32.910	27.588	29.772	26.024	273.7	
12	1'48.316	29.447	25.563	27.621	25.685	283.6	13	1'49.718	30.381	26.012	27.590	25.735	276.1	
13	1'48.053	29.908	25.715	27.063	25.367	279.2	14	1'57.709 P	30.369	25.954	28.256	33.130	276.1	
14	1'47.022	29.203	25.638	26.947	25.234	279.2	15	6'25.627	34.745	26.555	27.576	25.885	273.7	
15	1'46.479	29.175	25.397	26.784	25.123	284.3	16	1'48.369	29.917	25.739	27.164	25.549	278.0	
16	1'45.866	28.875	25.382	26.591	25.018	281.7	17	1'47.462	29.629	25.753	26.868	25.212	276.7	
							18	1'46.076	29.043	25.260	26.751	25.022	283.6	
							19	1'46.723	28.936	25.223	27.000	25.564	283.0	
15th	12	Filip SALAC				ELF Marc VDS Racing Te CZE	18th	84	Zonta VD GOORBERGH				RW-Idrofoglia Racing G NED	
		Runs=2	Total laps=13	Full laps=10	Valid laps=10	1	19'27.861	37.263	29.578	33.325	30.566	268.4		
1	3'46.473	36.154	29.480	32.047	29.472	267.8	2	1'57.999	33.320	27.555	29.314	27.810	273.7	
2	2'00.958	33.231	28.383	30.856	28.488	271.9	3	1'53.299	31.424	26.700	28.425	26.750	277.3	
3	1'58.903	32.679	27.777	30.493	27.954	271.3	4	1'51.397	30.317	26.264	28.326	26.490	276.7	
4	1'58.221	32.424	27.471	30.436	27.890	272.5	5	1'50.446	30.283	25.986	27.768	26.409	276.1	
5	1'57.946	32.433	27.402	30.154	27.957	270.7	6	1'49.445	30.054	25.883	27.485	26.023	276.1	
6	1'57.458	32.087	27.462	30.015	27.894	271.3	7	1'48.199	29.620	25.719	27.187	25.673	276.7	
7	2'04.902 P	32.216	27.666	30.316	34.704	270.7	8	1'47.587	29.358	25.710	26.890	25.629	276.1	
8	16'03.336	34.204	27.420	29.049	26.245	272.5	9	1'47.133	29.323	25.562	26.780	25.468	278.0	
9	1'54.866	35.235	26.269	27.566	25.796	274.9	10	1'50.398	31.203	25.885	27.549	25.761	276.7	
10	1'47.996	29.961	25.644	26.989	25.402	280.4	11	1'46.801	29.151	25.449	26.772	25.429	279.2	
11	1'46.983	29.324	25.494	26.929	25.236	280.4	12	1'46.119	28.849	25.352	26.620	25.298	279.8	
12	1'46.423	29.118	25.510	26.639	25.156	279.2	13	1'47.762	29.197	25.493	27.092	25.980	279.8	
13	1'45.935	28.976	25.410	26.529	25.020	279.8								
16th	13	Celestino VIETTI				Team HDR Heidrun ITA								
		Runs=2	Total laps=15	Full laps=12	Valid laps=12									
Fastest Lap:	Manuel GONZALEZ	SPA	Liqui Moly Dynavolt Intact GP	1'44.147	28.311	25.198	25.884	24.754						

These data/results cannot be reproduced, stored and/or transmitted in whole or in part by any manner of electronic, mechanical, photocopying, recording, broadcasting or otherwise now known or herein after developed without the previous express consent by the copyright owner, except for reproduction in daily press and regular printed publications on sale to the public within 60 days of the event related to those data/results and always provided that copyright symbol appears together as follows below.

© DORNA, 2025

Official MotoGP Timing by TISSOT

www.motogp.com

Termas de Río Hondo, Friday, March 14, 2025

Page 3 of 5

Free Practice Nr. 1

Moto2™

Lap	Lap Time	T1	T2	T3	T4	Speed
19th	99	Adrian HUERTAS		Italtrans Racing Team		SPA
		Runs=2	Total laps=18	Full laps=15	Valid laps=15	
1	2'28.781	35.796	30.030	33.201	29.605	264.4
2	2'02.926	34.460	28.553	31.234	28.679	270.1
3	2'00.555	33.447	27.974	30.881	28.253	271.3
4	1'58.895	32.935	27.515	30.580	27.865	271.3
5	1'58.262	32.631	27.571	30.283	27.777	270.7
6	1'57.537	32.438	27.480	30.025	27.594	270.7
7	1'56.933	32.376	27.324	29.761	27.472	270.7
8	1'56.428	32.171	27.252	29.633	27.372	271.3
9	2'06.160 P	33.599	27.903	30.432	34.226	269.6
10	8'13.971	33.896	26.563	29.176	26.231	273.1
11	1'51.884	31.441	26.053	28.447	25.943	276.7
12	1'49.951	30.917	25.905	27.697	25.432	278.0
13	1'48.656	30.289	25.584	27.368	25.415	278.0
14	1'47.913	29.951	25.477	27.236	25.249	278.6
15	1'47.157	29.456	25.481	27.136	25.084	278.6
16	1'46.768	29.582	25.447	26.867	24.872	278.6
17	1'46.298	29.388	25.323	26.672	24.915	279.8
18	1'46.235	29.277	25.398	26.682	24.878	276.7

Lap	Lap Time	T1	T2	T3	T4	Speed
20th	71	Ayumu SASAKI		RW - Idrofoglia Racing		JPN
		Runs=2	Total laps=18	Full laps=15	Valid laps=15	
1	2'55.405	37.848	29.705	33.002	31.050	265.6
2	2'02.226	33.594	28.580	31.206	28.846	270.1
3	1'59.209	32.450	28.039	30.176	28.544	271.9
4	1'59.043	32.395	27.856	30.135	28.657	271.3
5	1'59.725	32.911	28.017	30.010	28.787	270.7
6	1'58.140	32.379	27.794	29.683	28.284	272.5
7	2'05.306 P	32.295	27.848	29.884	35.279	270.1
8	7'22.355	32.904	27.349	29.656	27.387	273.1
9	1'53.359	31.718	26.602	28.283	26.756	276.7
10	1'51.063	30.626	26.289	27.918	26.230	276.7
11	1'50.246	30.107	26.114	27.755	26.270	276.7
12	1'49.130	29.822	25.883	27.496	25.929	275.5
13	1'48.929	29.737	25.950	27.386	25.856	275.5
14	1'48.404	29.571	25.844	27.087	25.902	275.5
15	1'48.260	29.436	26.103	27.114	25.607	276.7
16	1'47.487	29.277	25.716	26.985	25.509	276.1
17	1'46.960	29.222	25.736	26.661	25.341	273.7
18	1'46.277	28.932	25.607	26.609	25.129	276.7

Lap	Lap Time	T1	T2	T3	T4	Speed
21st	7	Barry BALTUS		Fantic Racing LINO SO		BEL
		Runs=2	Total laps=17	Full laps=14	Valid laps=14	
1	2'41.742	34.142	29.155	32.489	29.106	266.7
2	1'59.827	33.424	27.744	30.459	28.200	270.7
3	1'57.167	32.162	27.541	29.631	27.833	270.1
4	1'56.110	31.409	27.410	29.628	27.663	271.9
5	2'00.750 P	31.528	27.300	29.118	32.804	271.3
6	9'37.182	33.314	27.858	29.902	27.275	274.3
7	1'55.697	32.558	27.125	29.297	26.717	272.5
8	1'52.916	31.077	26.799	28.479	26.561	274.3
9	1'51.486	30.904	26.312	27.987	26.283	274.9
10	1'50.074	30.358	26.042	27.786	25.888	280.4

Lap	Lap Time	T1	T2	T3	T4	Speed
11	1'49.953	30.090	25.928	27.966	25.969	279.2
12	1'48.735	29.835	25.770	27.400	25.730	279.2
13	1'48.811	29.918	25.818	27.443	25.632	277.3
14	1'48.294	29.847	25.605	27.028	25.814	276.1
15	1'47.238	29.582	25.547	26.867	25.242	276.7
16	1'47.007	29.289	25.395	26.926	25.397	277.3
17	1'46.310	29.187	25.306	26.730	25.087	276.7

Lap	Lap Time	T1	T2	T3	T4	Speed
22nd	81	Senna AGIUS		Liqui Moly Dynavolt Int		AUS
		Runs=2	Total laps=16	Full laps=13	Valid laps=13	
1	3'01.045	34.258	29.545	34.110	29.734	257.9
2	2'01.022	34.384	28.404	30.273	27.961	270.1
3	1'57.088	32.474	27.571	29.403	27.640	274.3
4	1'57.035	32.121	27.473	29.616	27.825	275.5
5	1'56.757	32.103	27.824	29.423	27.407	271.9
6	1'56.589	32.003	27.612	29.351	27.623	274.3
7	2'06.408 P	32.100	28.157	30.525	35.626	268.4
8	10'39.697	33.211	27.373	29.268	26.693	273.7
9	1'51.114	31.072	26.293	27.995	25.754	275.5
10	1'49.932	30.333	26.030	27.696	25.873	276.7
11	1'49.096	29.985	25.761	27.802	25.548	276.1
12	1'47.794	29.625	25.650	27.318	25.201	277.3
13	1'47.664	29.517	25.553	27.229	25.365	277.3
14	1'47.197	29.430	25.519	27.028	25.220	278.0
15	1'46.505	29.203	25.579	26.799	24.924	279.2
16	1'46.594	29.190	25.524	26.833	25.047	278.6

Lap	Lap Time	T1	T2	T3	T4	Speed
23rd	9	Jorge NAVARRO		KLINT Forward Factory		SPA
		Runs=2	Total laps=16	Full laps=13	Valid laps=12	
1	2'50.961	36.189	30.524	33.299	30.445	242.9
2	2'02.822	33.737	28.668	31.463	28.954	265.6
3	1'58.700	32.305	27.473	30.516	28.406	274.3
4	1'57.357	32.176	27.311	29.851	28.019	274.3
5	2'07.893	32.324	30.352	35.876	29.341	274.3
6	1'57.431	32.057	27.231	29.819	28.324	273.7
7	1'57.053	31.719	27.298	29.764	28.272	273.1
8	1'56.852	31.955	27.379	29.594	27.924	270.7
9	1'56.249	31.720	27.362	29.415	27.752	270.1
10	2'08.320 P	33.765	27.830	30.596	36.129	270.7
11	10'58.343	34.648	26.819	28.614	26.484	271.9
12	1'50.918	30.971	26.361	27.539	26.047	276.7
13	1'48.920 *	29.984 *	26.195	27.105	25.636	277.3
14	1'47.968	29.767	25.523	27.107	25.571	280.4
15	1'46.681	29.291	25.395	26.754	25.241	279.2
16	1'51.101	29.131	28.617	27.500	25.853	279.2

Lap	Lap Time	T1	T2	T3	T4	Speed
24th	92	Yuki KUNII		Idemitsu Honda Team		JPN
		Runs=2	Total laps=17	Full laps=14	Valid laps=14	
1	2'56.465	34.650	29.390	31.576	29.184	247.7
2	2'00.160	32.978	28.708	30.229	28.245	265.0
3	1'57.353	31.955	28.276	29.364	27.758	268.4
4	1'57.178	31.755	28.104	29.317	28.002	273.7
5	1'59.073	32.208	28.114	30.348	28.403	275.5
6	1'58.146	32.293	28.149	29.490	28.214	273.1
7	2'09.603 P	32.083	29.713	30.558	37.249	264.4

Fastest Lap: Manuel GONZALEZ SPA Liqui Moly Dynavolt Intact GP **1'44.147** 28.311 25.198 25.884 24.754

These data/results cannot be reproduced, stored and/or transmitted in whole or in part by any manner of electronic, mechanical, photocopying, recording, broadcasting or otherwise now known or herein after developed without the previous express consent by the copyright owner, except for reproduction in daily press and regular printed publications on sale to the public within 60 days of the event related to those data/results and always provided that copyright symbol appears together as follows below.

© DORNA, 2025

Official MotoGP Timing by TISSOT

www.motogp.com

Termas de Río Hondo, Friday, March 14, 2025

Page 4 of 5



Free Practice Nr. 1

Moto2™

Lap	Lap Time	T1	T2	T3	T4	Speed	Lap	Lap Time	T1	T2	T3	T4	Speed
8	8'44.453	36.348	28.188	29.791	27.568	270.1	2	2'02.135	33.369	28.500	31.239	29.027	267.3
9	1'54.086	31.538	26.881	28.644	27.023	274.9	3	1'59.658	32.522	27.913	30.542	28.681	269.6
10	1'51.642	31.202	26.270	28.051	26.119	276.7	4	1'58.813	32.123	27.524	30.465	28.701	269.0
11	1'51.351	30.488	26.673	28.065	26.125	273.7	5	2'01.380	34.178	28.157	30.486	28.559	269.0
12	1'51.299	30.559	26.393	28.166	26.181	275.5	6	1'58.032	31.933	27.429	30.245	28.425	270.7
13	1'49.442	30.096	26.085	27.586	25.675	278.0	7	1'57.670	32.006	27.492	30.175	27.997	269.6
14	1'49.667	30.145	26.302	27.506	25.714	274.9	8	1'56.496	31.802	27.144	29.847	27.703	271.3
15	1'48.372	29.911	25.998	27.043	25.420	275.5	9	2'03.501 P	31.902	27.151	29.673	34.775	271.3
16	1'47.451	29.397	26.207	26.682	25.165	274.3	10	9'00.505	33.944	28.094	30.469	27.494	269.0
17	1'46.756	29.111	25.759	26.599	25.287	278.0	11	1'53.282	31.495	26.554	28.705	26.528	275.5

25th **4** **Ivan ORTOLA** QJMOTOR - FRINSA - SPA
Runs=3 Total laps=17 Full laps=12 Valid laps=12

1	2'42.097	36.836	30.761	32.879	29.216	263.9
2	2'00.026	33.231	27.990	30.497	28.308	276.1
3	1'58.714	32.224	27.821	30.197	28.472	274.9
4	2'05.201 P	33.850	27.926	30.217	33.208	273.1
5	5'50.964	32.083	28.030	29.883	28.312	270.7
6	2'00.432 P	31.744	27.696	29.539	31.453	271.3
7	5'53.002	33.856	28.193	30.443	27.361	273.1
8	1'53.713	31.573	26.877	28.537	26.726	274.9
9	1'52.152	30.480	26.580	28.521	26.571	276.1
10	1'51.415	30.346	26.469	28.313	26.287	276.7
11	1'50.125	30.037	26.277	27.866	25.945	277.3
12	1'49.712	29.883	26.153	27.692	25.984	277.3
13	1'48.865	29.889	25.780	27.412	25.784	278.6
14	1'48.051	29.427	25.710	27.225	25.689	278.0
15	1'48.004	29.399	25.790	27.007	25.808	284.9
16	1'47.994	29.232	25.700	27.243	25.819	279.2
17	1'47.005	29.179	25.524	26.903	25.399	280.4

26th **95** **Collin VEIJER** Red Bull KTM Ajo NED
Runs=2 Total laps=18 Full laps=15 Valid laps=15

1	3'20.317	37.768	30.863	35.060	32.446	266.1
2	2'03.507	33.737	28.777	31.753	29.240	271.3
3	1'59.737	32.602	27.955	30.774	28.406	270.7
4	1'58.410	32.135	27.737	30.473	28.065	271.3
5	2'00.689	32.356	28.245	30.266	29.822	268.4
6	1'57.473	32.010	27.340	30.239	27.884	272.5
7	1'57.915	32.305	27.444	29.994	28.172	273.1
8	2'02.184 P	31.976	27.297	30.051	32.860	273.1
9	7'34.250	33.533	27.326	29.734	27.022	273.7
10	1'52.553	30.844	26.549	28.782	26.378	276.1
11	1'51.517	30.675	26.533	28.159	26.150	275.5
12	1'51.109	30.532	26.342	28.012	26.223	276.1
13	1'50.338	30.315	26.350	27.780	25.893	276.7
14	1'49.059	29.840	26.004	27.630	25.585	277.3
15	1'48.596	29.764	26.104	27.221	25.507	274.3
16	1'47.991	29.459	25.843	27.218	25.471	278.6
17	1'47.053	29.238	25.667	26.872	25.276	278.6
18	1'47.785	29.241	25.593	27.365	25.586	278.6

27th **27** **Daniel HOLGADO** CFMOTO Inde Aspar Te SPA
Runs=2 Total laps=17 Full laps=14 Valid laps=14

1	3'19.821	33.358	29.426	31.890	29.494	263.3
---	----------	--------	--------	--------	--------	-------

Fastest Lap: Manuel GONZALEZ SPA Liqui Moly Dynavolt Intact GP **1'44.147** 28.311 25.198 25.884 24.754

These data/results cannot be reproduced, stored and/or transmitted in whole or in part by any manner of electronic, mechanical, photocopying, recording, broadcasting or otherwise now known or herein after developed without the previous express consent by the copyright owner, except for reproduction in daily press and regular printed publications on sale to the public within 60 days of the event related to those data/results and always provided that copyright symbol appears together as follows below.

© DORNA, 2025

Official MotoGP Timing by  TISSOT

www.motogp.com

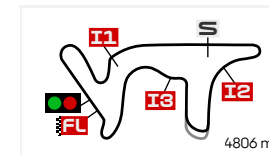
Termas de Río Hondo, Friday, March 14, 2025

Page 5 of 5

BEST PARTIAL TIMES

GRAN PREMIO YPF ENERGÍA DE ARGENTINA

FREE PRACTICE NR. 1



Termas de Río Hondo

IT Ideal Lap Time, sum of the best partial times

BT Best Lap Time

Pos	T1			T2			T3			T4			Pos	Rider	IT	BT	
	Rider	Time	Rider	Time	Rider	Time	Rider	Time	Rider	Time							
1	M.GONZALEZ	28.311	T.ARBOLINO	25.017	M.GONZALEZ	25.799	J.DIXON	24.479	1	M.GONZALEZ	1'44.062	1'44.147	(1)				
2	M.AJI	28.313	C.VIETTI	25.063	A.CANET	26.043	M.AJI	24.533	2	T.ARBOLINO	1'44.158	1'44.236	(2)				
3	J.DIXON	28.357	D.ÖNCÜ	25.167	D.MOREIRA	26.071	T.ARBOLINO	24.613	3	M.AJI	1'44.216	1'44.627	(6)				
4	T.ARBOLINO	28.377	M.GONZALEZ	25.198	M.AJI	26.076	A.CANET	24.634	4	J.DIXON	1'44.234	1'44.445	(3)				
5	A.CANET	28.420	J.ROBERTS	25.223	D.BINDER	26.092	D.BINDER	24.746	5	A.CANET	1'44.515	1'44.515	(4)				
6	D.MOREIRA	28.432	A.LOPEZ	25.257	J.DIXON	26.102	M.GONZALEZ	24.754	6	D.MOREIRA	1'44.538	1'44.617	(5)				
7	D.ÖNCÜ	28.566	D.MOREIRA	25.262	T.ARBOLINO	26.151	D.MOREIRA	24.773	7	D.BINDER	1'44.758	1'45.082	(7)				
8	D.BINDER	28.643	D.BINDER	25.277	A.ESCRIG	26.276	A.LOPEZ	24.800	8	D.ÖNCÜ	1'44.917	1'45.229	(8)				
9	M.RAMIREZ	28.657	M.AJI	25.294	M.RAMIREZ	26.283	D.ÖNCÜ	24.845	9	M.RAMIREZ	1'45.171	1'45.371	(9)				
10	A.ESCRIG	28.726	J.DIXON	25.296	D.ÖNCÜ	26.339	A.HUERTAS	24.872	10	A.LOPEZ	1'45.295	1'45.564	(10)				
11	A.LOPEZ	28.730	B.BALTUS	25.306	I.GUEVARA	26.412	M.RAMIREZ	24.879	11	A.ESCRIG	1'45.323	1'45.720	(12)				
12	A.ARENAS	28.785	A.HUERTAS	25.323	A.ARENAS	26.456	A.ESCRIG	24.883	12	A.ARENAS	1'45.535	1'45.599	(11)				
13	Z.VD GOORBER	28.849	A.ARENAS	25.326	A.LOPEZ	26.508	I.GUEVARA	24.884	13	C.VIETTI	1'45.718	1'46.008	(16)				
14	D.ALONSO	28.875	I.GUEVARA	25.350	F.SALAC	26.529	S.AGIUS	24.924	14	I.GUEVARA	1'45.720	1'45.720	(13)				
15	C.VIETTI	28.909	M.RAMIREZ	25.352	D.ALONSO	26.591	A.ARENAS	24.968	15	D.ALONSO	1'45.866	1'45.866	(14)				
16	A.SASAKI	28.932	Z.VD GOORBER	25.352	Y.KUNII	26.599	D.ALONSO	25.018	16	J.ROBERTS	1'45.932	1'46.076	(17)				
17	J.ROBERTS	28.936	D.ALONSO	25.382	A.SASAKI	26.609	F.SALAC	25.020	17	F.SALAC	1'45.935	1'45.935	(15)				
18	F.SALAC	28.976	J.NAVARRO	25.395	C.VIETTI	26.615	J.ROBERTS	25.022	18	Z.VD GOORBERGH	1'46.119	1'46.119	(18)				
19	I.GUEVARA	29.074	F.SALAC	25.410	Z.VD GOORBER	26.620	B.BALTUS	25.087	19	A.HUERTAS	1'46.144	1'46.235	(19)				
20	Y.KUNII	29.111	A.CANET	25.418	A.HUERTAS	26.672	A.SASAKI	25.129	20	A.SASAKI	1'46.277	1'46.277	(20)				
21	J.NAVARRO	29.131	A.ESCRIG	25.438	B.BALTUS	26.730	C.VIETTI	25.131	21	B.BALTUS	1'46.310	1'46.310	(21)				
22	I.ORTOLA	29.179	S.AGIUS	25.519	J.ROBERTS	26.751	Y.KUNII	25.165	22	S.AGIUS	1'46.432	1'46.505	(22)				
23	B.BALTUS	29.187	I.ORTOLA	25.524	J.NAVARRO	26.754	D.HOLGADO	25.179	23	J.NAVARRO	1'46.521	1'46.681	(23)				
24	S.AGIUS	29.190	D.HOLGADO	25.572	S.AGIUS	26.799	J.NAVARRO	25.241	24	Y.KUNII	1'46.634	1'46.756	(24)				
25	C.VEIJER	29.238	C.VEIJER	25.593	C.VEIJER	26.872	C.VEIJER	25.276	25	C.VEIJER	1'46.979	1'47.053	(26)				

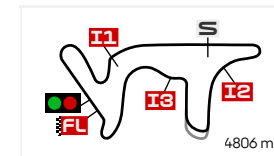
These data/results cannot be reproduced, stored and/or transmitted in whole or in part by any manner of electronic, mechanical, photocopying, recording, broadcasting or otherwise now known or herein after developed without the previous express consent by the copyright owner, except for reproduction in daily press and regular printed publications on sale to the public within 60 days of the event related to those data/results and always provided that copyright symbol appears together as follows below.

© DORNA, 2025

BEST PARTIAL TIMES

GRAN PREMIO YPF ENERGÍA DE ARGENTINA

FREE PRACTICE NR. 1



Termas de Río Hondo

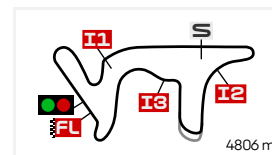
IT Ideal Lap Time, sum of the best partial times

BT Best Lap Time

Pos	T1		T2		T3		T4		Pos	Rider	IT	BT
	Rider	Time	Rider	Time	Rider	Time	Rider	Time				
26	A.HUERTAS	29.277	A.SASAKI	25.607	I.ORTOLA	26.903	Z.VD GOORBER	25.298	26	D.HOLGADO	1'46.984	1'47.241 (27)
27	D.HOLGADO	29.298	Y.KUNII	25.759	D.HOLGADO	26.935	I.ORTOLA	25.399	27	I.ORTOLA	1'47.005	1'47.005 (25)

These data/results cannot be reproduced, stored and/or transmitted in whole or in part by any manner of electronic, mechanical, photocopying, recording, broadcasting or otherwise now known or herein after developed without the previous express consent by the copyright owner, except for reproduction in daily press and regular printed publications on sale to the public within 60 days of the event related to those data/results and always provided that copyright symbol appears together as follows below.

© DORNA, 2025



Termas de Río Hondo

FASTEST LAPS SEQUENCE

GRAN PREMIO YPF ENERGÍA DE ARGENTINA

FREE PRACTICE NR. 1

Practice Time	#	Rider	Nation	Motorcycle	Time	Km/h	Rider's Lap
4'23.254	15	Darryn BINDER	RSA	KALEX	1'57.660	147.0	2
4'52.159	14	Tony ARBOLINO	ITA	BOSCOSCURO	1'57.374	147.4	2
5'50.587	96	Jake DIXON	GBR	BOSCOSCURO	1'56.478	148.5	2
6'47.757	14	Tony ARBOLINO	ITA	BOSCOSCURO	1'55.598	149.6	3
7'28.901	64	Mario AJI	INA	KALEX	1'55.429	149.8	3
7'45.043	96	Jake DIXON	GBR	BOSCOSCURO	1'54.456	151.1	3
9'39.162	96	Jake DIXON	GBR	BOSCOSCURO	1'54.119	151.6	4
11'32.284	96	Jake DIXON	GBR	BOSCOSCURO	1'53.122	152.9	5
17'42.935	14	Tony ARBOLINO	ITA	BOSCOSCURO	1'51.289	155.4	6
19'32.474	14	Tony ARBOLINO	ITA	BOSCOSCURO	1'49.539	157.9	7
21'21.808	14	Tony ARBOLINO	ITA	BOSCOSCURO	1'49.334	158.2	8
23'10.684	14	Tony ARBOLINO	ITA	BOSCOSCURO	1'48.876	158.9	9
24'58.193	14	Tony ARBOLINO	ITA	BOSCOSCURO	1'47.509	160.9	10
30'08.480	96	Jake DIXON	GBR	BOSCOSCURO	1'47.371	161.1	8
30'28.898	64	Mario AJI	INA	KALEX	1'47.029	161.6	11
31'52.889	53	Deniz ÖNCÜ	TUR	KALEX	1'47.022	161.6	7
31'54.591	96	Jake DIXON	GBR	BOSCOSCURO	1'46.111	163.0	9
33'40.251	96	Jake DIXON	GBR	BOSCOSCURO	1'45.660	163.7	10
34'42.216	18	Manuel GONZALEZ	SPA	KALEX	1'45.425	164.1	7
34'51.582	10	Diogo MOREIRA	BRA	KALEX	1'45.320	164.2	6
35'25.292	96	Jake DIXON	GBR	BOSCOSCURO	1'45.041	164.7	11
37'10.279	96	Jake DIXON	GBR	BOSCOSCURO	1'44.987	164.7	12
38'00.125	14	Tony ARBOLINO	ITA	BOSCOSCURO	1'44.501	165.5	14
38'54.724	96	Jake DIXON	GBR	BOSCOSCURO	1'44.445	165.6	13
39'56.548	18	Manuel GONZALEZ	SPA	KALEX	1'44.147	166.1	10

These data/results cannot be reproduced, stored and/or transmitted in whole or in part by any manner of electronic, mechanical, photocopying, recording, broadcasting or otherwise now known or herein after developed without the previous express consent by the copyright owner, except for reproduction in daily press and regular printed publications on sale to the public within 60 days of the event related to those data/results and always provided that copyright symbol appears together as follows below.

© DORNA, 2025

Official MotoGP Timing by www.motogp.com

Termas de Río Hondo, Friday, March 14, 2025