

4554 m.

# PT GRAND PRIX OF THAILAND

## Practice Nr. 1

### Classification

6

	Rider	Nation	Team	Motorcycle	Time	Lap	Total	Gap	Top Speed
1	44 Aron CANET	SPA	Fantic Racing	KALEX	<b>1'35.192</b>	19	20		<b>274.8</b>
2	14 Tony ARBOLINO	ITA	Elf Marc VDS Racing Team	KALEX	<b>1'35.410</b>	11	13	0.218 0.218	<b>276.9</b>
3	24 Marcos RAMIREZ	SPA	OnlyFans American Racing Team	KALEX	<b>1'35.442</b>	15	20	0.250 0.032	<b>279.0</b>
4	96 Jake DIXON	GBR	CFMOTO Inde Aspar Team	KALEX	<b>1'35.608</b>	18	19	0.416 0.166	<b>276.9</b>
5	21 Alonso LOPEZ	SPA	Beta Tools SpeedUp	BOSCOSCURO	<b>1'35.632</b>	17	19	0.440 0.024	<b>280.5</b>
6	79 Ai OGURA	JPN	MT Helmets - MSI	BOSCOSCURO	<b>1'35.644</b>	3	16	0.452 0.012	<b>276.9</b>
7	54 Fermin ALDEGUER	SPA	Beta Tools SpeedUp	BOSCOSCURO	<b>1'35.725</b>	19	19	0.533 0.081	<b>276.2</b>
8	18 Manuel GONZALEZ	SPA	Gresini Moto2	KALEX	<b>1'35.740</b>	16	19	0.548 0.015	<b>274.1</b>
9	75 Albert ARENAS	SPA	Gresini Moto2	KALEX	<b>1'35.856</b>	14	14	0.664 0.116	<b>276.9</b>
10	9 Jorge NAVARRO	SPA	OnlyFans American Racing Team	KALEX	<b>1'35.884</b>	17	17	0.692 0.028	<b>275.5</b>
11	28 Izan GUEVARA	SPA	CFMOTO Inde Aspar Team	KALEX	<b>1'35.891</b>	3	8	0.699 0.007	<b>278.3</b>
12	10 Diogo MOREIRA	BRA	Italtrans Racing Team	KALEX	<b>1'35.894</b>	12	17	0.702 0.003	<b>275.5</b>
13	53 Deniz ÖNCÜ	TUR	Red Bull KTM Ajo	KALEX	<b>1'35.894</b>	3	20	0.702	<b>280.5</b>
14	35 Somkiat CHANTRA	THA	IDEMITSU Honda Team Asia	KALEX	<b>1'35.916</b>	3	19	0.724 0.022	<b>276.9</b>
15	3 Sergio GARCIA	SPA	MT Helmets - MSI	BOSCOSCURO	<b>1'35.932</b>	15	17	0.740 0.016	<b>276.9</b>
16	12 Filip SALAC	CZE	Elf Marc VDS Racing Team	KALEX	<b>1'35.983</b>	16	18	0.791 0.051	<b>278.3</b>
17	52 Jeremy ALCOBA	SPA	Yamaha VR46 Master Camp Team	KALEX	<b>1'36.022</b>	15	16	0.830 0.039	<b>276.9</b>
18	22 Ayumu SASAKI	JPN	Yamaha VR46 Master Camp Team	KALEX	<b>1'36.065</b>	14	16	0.873 0.043	<b>279.7</b>
19	71 Dennis FOGGIA	ITA	Italtrans Racing Team	KALEX	<b>1'36.070</b>	15	15	0.878 0.005	<b>278.3</b>
20	7 Barry BALTUS	BEL	RW-Idrofoglia Racing GP	KALEX	<b>1'36.169</b>	11	16	0.977 0.099	<b>278.3</b>
21	34 Mario AJI	INA	IDEMITSU Honda Team Asia	KALEX	<b>1'36.191</b>	16	19	0.999 0.022	<b>276.9</b>
22	15 Darryn BINDER	RSA	Liqui Moly Husqvarna Intact GP	KALEX	<b>1'36.275</b>	14	16	1.083 0.084	<b>279.7</b>
23	84 Zonta VD GOORBERGH	NED	RW-Idrofoglia Racing GP	KALEX	<b>1'36.306</b>	18	18	1.114 0.031	<b>274.1</b>
24	5 Jaume MASIA	SPA	Preicanos Racing Team	KALEX	<b>1'36.363</b>	17	19	1.171 0.057	<b>276.2</b>
25	11 Alex ESCRIG	SPA	KLINT Forward Factory Team	FORWARD	<b>1'36.547</b>	9	18	1.355 0.184	<b>276.9</b>
26	81 Senna AGIUS	AUS	Liqui Moly Husqvarna Intact GP	KALEX	<b>1'36.702</b>	15	17	1.510 0.155	<b>277.6</b>
27	20 Xavi CARDELUS	AND	Fantic Racing	KALEX	<b>1'37.340</b>	17	20	2.148 0.638	<b>277.6</b>
28	43 Xavier ARTIGAS	SPA	KLINT Forward Factory Team	FORWARD	<b>1'37.425</b>	9	15	2.233 0.085	<b>276.9</b>
29	29 Harrison VOIGHT	AUS	Preicanos Racing Team	KALEX	<b>1'38.172</b>	13	18	2.980 0.747	<b>271.3</b>

Practice condition: Dry

Air: 31°

Humidity: 53%

Ground: 53°

<b>Fastest Lap:</b>	Lap: 19	<b>Aron CANET</b>	<b>1'35.192</b>	172.2 Km/h
<b>Best Race Lap:</b>	2023	<b>Fermin ALDEGUER</b>	<b>1'35.778</b>	171.1 Km/h
<b>All-Time Lap Record:</b>	2024	<b>Aron CANET</b>	<b>1'35.192</b>	172.2 Km/h

The results are provisional until the end of the limit for protest and appeals.

Time limit for protest expires 60' after publication of the results - ..... Time: .....

These data/results cannot be reproduced, stored and/or transmitted in whole or in part by any manner of electronic, mechanical, photocopying, recording, broadcasting or otherwise now known or herein after developed without the previous express consent by the copyright owner, except for reproduction in daily press and regular printed publications on sale to the public within 60 days of the event related to those data/results and always provided that copyright symbol appears together as follows below.

© DORNA, 2024



4554 m.

**PT GRAND PRIX OF THAILAND**

**Practice Nr. 1**

**Top Speed & Average**

**8**



Rider	Nation	Motorcycle	Top 5 speeds					Average	Top
21 <b>Alonso LOPEZ</b>	<b>SPA</b>	BOSCOSCURO	280.5	279.0	277.6	276.9	275.5	277.5	<b>280.5</b>
53 <b>Deniz ÖNCÜ</b>	<b>TUR</b>	KALEX	280.5	279.0	278.3	278.3	278.3	278.9	<b>280.5</b>
15 <b>Darryn BINDER</b>	<b>RSA</b>	KALEX	279.7	275.5	274.8	274.8	274.8	275.7	<b>279.7</b>
22 <b>Ayumu SASAKI</b>	<b>JPN</b>	KALEX	279.7	279.0	278.3	278.3	278.3	278.7	<b>279.7</b>
24 <b>Marcos RAMIREZ</b>	<b>SPA</b>	KALEX	279.0	278.3	278.3	277.6	277.6	278.1	<b>279.0</b>
7 <b>Barry BALTUS</b>	<b>BEL</b>	KALEX	278.3	276.9	276.9	276.9	276.2	277.0	<b>278.3</b>
12 <b>Filip SALAC</b>	<b>CZE</b>	KALEX	278.3	277.6	276.2	276.2	275.5	276.8	<b>278.3</b>
28 <b>Izan GUEVARA</b>	<b>SPA</b>	KALEX	278.3	278.3	278.3	277.6	276.9	277.9	<b>278.3</b>
71 <b>Dennis FOGGIA</b>	<b>ITA</b>	KALEX	278.3	278.3	276.2	276.2	275.5	276.7	<b>278.3</b>
20 <b>Xavi CARDELUS</b>	<b>AND</b>	KALEX	277.6	276.9	276.2	276.2	276.2	276.6	<b>277.6</b>
81 <b>Senna AGIUS</b>	<b>AUS</b>	KALEX	277.6	276.2	274.1	274.1	274.1	275.2	<b>277.6</b>
3 <b>Sergio GARCIA</b>	<b>SPA</b>	BOSCOSCURO	276.9	276.9	276.9	276.9	276.2	276.6	<b>276.9</b>
11 <b>Alex ESCRIG</b>	<b>SPA</b>	FORWARD	276.9	276.2	274.8	273.4	272.7	274.8	<b>276.9</b>
14 <b>Tony ARBOLINO</b>	<b>ITA</b>	KALEX	276.9	276.2	276.2	275.5	275.5	276.1	<b>276.9</b>
34 <b>Mario AJI</b>	<b>INA</b>	KALEX	276.9	275.5	275.5	274.1	274.1	275.2	<b>276.9</b>
35 <b>Somkiat CHANTRA</b>	<b>THA</b>	KALEX	276.9	275.5	275.5	274.8	274.8	275.4	<b>276.9</b>
43 <b>Xavier ARTIGAS</b>	<b>SPA</b>	FORWARD	276.9	275.5	274.1	274.1	273.4	274.6	<b>276.9</b>
52 <b>Jeremy ALCOBA</b>	<b>SPA</b>	KALEX	276.9	275.5	274.8	274.8	274.1	275.0	<b>276.9</b>
75 <b>Albert ARENAS</b>	<b>SPA</b>	KALEX	276.9	275.5	275.5	275.5	273.4	275.0	<b>276.9</b>
79 <b>Ai OGURA</b>	<b>JPN</b>	BOSCOSCURO	276.9	276.9	276.9	276.2	275.5	276.2	<b>276.9</b>
96 <b>Jake DIXON</b>	<b>GBR</b>	KALEX	276.9	274.8	273.4	272.7	272.7	273.6	<b>276.9</b>
5 <b>Jaume MASIA</b>	<b>SPA</b>	KALEX	276.2	275.5	274.8	274.1	274.1	274.9	<b>276.2</b>
54 <b>Fermin ALDEGUER</b>	<b>SPA</b>	BOSCOSCURO	276.2	274.8	274.8	274.8	273.4	274.4	<b>276.2</b>
9 <b>Jorge NAVARRO</b>	<b>SPA</b>	KALEX	275.5	274.1	274.1	274.1	273.4	274.2	<b>275.5</b>
10 <b>Diogo MOREIRA</b>	<b>BRA</b>	KALEX	275.5	274.1	274.1	273.4	273.4	273.9	<b>275.5</b>
44 <b>Aron CANET</b>	<b>SPA</b>	KALEX	274.8	274.1	274.1	274.1	273.4	273.9	<b>274.8</b>
18 <b>Manuel GONZALEZ</b>	<b>SPA</b>	KALEX	274.1	274.1	273.4	273.4	273.4	273.6	<b>274.1</b>
84 <b>Zonta VD GOORBERGH</b>	<b>NED</b>	KALEX	274.1	273.4	273.4	273.4	272.7	273.2	<b>274.1</b>
29 <b>Harrison VOIGHT</b>	<b>AUS</b>	KALEX	271.3	270.6	270.6	270.0	270.0	270.4	<b>271.3</b>

These data/results cannot be reproduced, stored and/or transmitted in whole or in part by any manner of electronic, mechanical, photocopying, recording, broadcasting or otherwise now known or herein after developed without the previous express consent by the copyright owner, except for reproduction in daily press and regular printed publications on sale to the public within 60 days of the event related to those data/results and always provided that copyright symbol appears together as follows below.

© DORNA, 2024

Official MotoGP Timing by TISSOT  
www.motogp.com



**Buriram, Friday, October 25, 2024**



**PT GRAND PRIX OF THAILAND**  
Practice Nr. 1  
**Chronological Analysis of Performances**

**9**

* Lap / Sector time cancelled		T1 Time from finish line to 1st intermediate				T3 Time from 2nd intermed. to 3rd intermed.							
P Crossing the finish line in pit lane		T2 Time from 1st intermed. to 2nd intermed.				T4 Time from 3rd intermediate to finish line							
Lap	Lap Time	T1	T2	T3	T4	Speed	Lap	Lap Time	T1	T2	T3	T4	Speed
<b>1st</b>	<b>44</b>	<b>Aron CANET</b> Fantic Racing SPA				6	<b>1'38.800</b>	20.866	29.501	23.841	24.592	274.8	
		Runs=2	Total laps=20	Full laps=17	Valid laps=15	7	1'39.854 *	20.740	27.974*	24.169	26.971	276.2	
1	2'40.098	18.894	28.872	23.637	24.110	264.7	8	<b>1'36.623</b>	20.735	27.932	23.643	24.313	275.5
2	<b>1'35.582</b>	20.848	27.545	23.223	23.966	271.3	9	<b>1'41.403</b>	20.788	31.231	24.429	24.955	273.4
3	<b>1'35.760</b>	20.654	27.648	23.289	24.169	272.0	10	<b>1'36.592</b>	20.680	27.898	23.639	24.375	276.9
4	<b>1'35.739</b>	20.690	27.580	23.364	24.105	272.0	11	<b>1'37.882</b>	20.705	28.349	23.921	24.907	275.5
5	1'36.232 *	20.804	27.743	23.608*	24.077	273.4	12	1'55.693 P	20.826	30.448	25.426	38.993	274.8
6	<b>1'35.828</b>	20.755	27.624	23.386	24.063	272.7	13	9'28.560	17.226	28.651	23.879	24.173	271.3
7	<b>1'35.940</b>	20.694	27.663	23.402	24.181	273.4	14	<b>1'35.907</b>	20.811	27.603	23.514	23.979	274.1
8	<b>1'35.896</b>	20.629	27.714	23.354	24.199	274.1	15	<b>1'35.442</b>	20.600	27.460	23.374	24.008	277.6
9	<b>1'35.970</b>	20.687	27.866	23.291	24.126	273.4	16	1'40.833 *	20.672	29.939	26.065*	24.157	275.5
10	<b>1'36.038</b>	20.602	27.672	23.441	24.323	274.1	17	<b>1'35.843</b>	20.588	27.654	23.482	24.119	277.6
11	<b>1'36.207</b>	20.845	27.792	23.437	24.133	271.3	18	<b>1'36.976</b>	20.579	28.552	23.670	24.175	279.0
12	<b>1'35.852</b>	20.703	27.652	23.401	24.096	272.7	19	<b>1'36.180</b>	20.686	27.676	23.612	24.206	278.3
13	1'36.052 *	20.660	27.732	23.461*	24.199	272.0	20	1'44.148 *	20.584	30.892*	27.067	25.605	278.3
14	<b>1'35.972</b>	20.657	27.678	23.431	24.206	272.0							
15	<b>1'36.071</b>	20.684	27.713	23.460	24.214	272.0							
16	2'00.476 P	22.585	30.048	25.157	42.686	251.1							
17	8'49.788	19.279	28.834	23.852	24.150	270.0							
18	<b>1'35.328</b>	20.552	27.558	23.260	23.958	274.1							
19	<b>1'35.192</b>	20.530	27.484	23.181	23.997	274.8							
20	<b>1'56.291</b>	34.680	32.686	23.622	25.303	207.2							
<b>2nd</b>	<b>14</b>	<b>Tony ARBOLINO</b> Elf Marc VDS Racing ITA				6	<b>3'09.480</b>	17.431	29.180	24.429	24.732	267.9	
		Runs=2	Total laps=13	Full laps=10	Valid laps=8	7	<b>1'37.381</b>	20.854	28.303	23.863	24.361	271.3	
1	2'08.730	17.304	29.760	24.469	24.615	266.0	8	<b>1'36.658</b>	20.798	27.815	23.841	24.204	272.7
2	<b>1'36.175</b>	20.759	27.782	23.497	24.137	274.8	9	<b>1'36.622</b>	20.744	27.855	23.720	24.303	272.0
3	<b>1'35.974</b>	20.659	27.723	23.564	24.028	275.5	10	<b>1'36.677</b>	20.797	27.899	23.695	24.286	272.0
4	<b>1'36.015</b>	20.611	27.768	23.493	24.143	276.2	11	<b>1'36.693</b>	20.851	27.752	23.645	24.445	272.0
5	1'36.538 *	20.665	27.821	23.525*	24.527	276.9	12	<b>1'36.788</b>	20.822	27.851	23.692	24.423	271.3
6	<b>1'37.014</b>	20.866	28.061	23.763	24.324	274.1	13	<b>1'36.636</b>	20.836	27.827	23.663	24.310	272.7
7	<b>1'36.589</b>	20.763	27.953	23.546	24.327	274.1	14	<b>1'36.291</b>	20.769	27.722	23.622	24.178	272.0
8	2'05.676 P	21.456	34.743	25.726	43.751	260.8	15	<b>1'36.474</b>	20.782	27.736	23.652	24.304	272.0
9	2'04.966 *	17.464	29.287	23.857*	24.218	262.1	16	1'36.439	20.722	27.879	23.520	24.318	272.7
10	<b>1'35.693</b>	20.740	27.616	23.303	24.034	274.1	17	<b>1'36.741</b>	20.810	27.964	23.618	24.349	273.4
11	<b>1'35.410</b>	20.565	27.615	23.251	23.979	275.5	18	<b>1'36.727</b>	20.840	27.876	23.633	24.378	272.0
12	<b>1'35.796</b>	20.566	27.793	23.301	24.136	276.2	19	1'41.143 *	20.798	27.807	28.069*	24.469	271.3
13	1'35.970 *	20.742	27.648	23.395*	24.185	274.1	20	<b>1'36.601</b>	20.740	27.822	23.750	24.289	272.7
<b>3rd</b>	<b>24</b>	<b>Marcos RAMIREZ</b> OnlyFans American R SPA				6	<b>1'51.447</b>	16.817	28.841	24.146	24.678	273.4	
		Runs=2	Total laps=20	Full laps=17	Valid laps=13	7	<b>1'36.768</b>	20.858	27.964	23.684	24.262	276.9	
1	1'47.316	17.066	29.432	24.448	24.739	267.9	8	<b>1'36.465</b>	20.775	27.780	23.600	24.310	277.6
2	<b>1'37.140</b>	20.828	28.094	23.894	24.324	277.6	9	<b>1'39.010</b>	20.744	28.812	24.877	24.577	280.5
3	<b>1'36.510</b>	20.721	27.925	23.588	24.276	274.8	10	1'36.842 *	20.797	27.833	23.753*	24.459	279.0
4	<b>1'38.873</b>	20.827	27.810	25.959	24.277	274.1	11	<b>1'36.743</b>	20.819	27.845	23.776	24.303	274.8
5	1'36.512 *	20.745	27.765	23.740*	24.262	276.2							
<b>4th</b>	<b>96</b>	<b>Jake DIXON</b> CFMOTO Inde Aspar GBR				6	<b>1'35.192</b>	20.530	27.484	23.181	23.997	274.8	
		Runs=2	Total laps=19	Full laps=16	Valid laps=14	7	20.530	27.484	23.181	23.997	275.5		
1	3'09.480	17.431	29.180	24.429	24.732	267.9	8	<b>1'35.608</b>	20.635	27.573	23.357	24.043	276.9
2	<b>1'37.381</b>	20.854	28.303	23.863	24.361	271.3	9	<b>1'35.973</b>	20.718	27.551	23.661	24.043	274.8
3	<b>1'36.658</b>	20.798	27.815	23.841	24.204	272.7							
4	<b>1'36.622</b>	20.744	27.855	23.720	24.303	272.0							
5	<b>1'36.677</b>	20.797	27.899	23.695	24.286	272.0							
6	<b>1'36.693</b>	20.851	27.752	23.645	24.445	272.0							
7	<b>1'36.788</b>	20.822	27.851	23.692	24.423	271.3							
8	<b>1'36.636</b>	20.836	27.827	23.663	24.310	272.7							
9	<b>1'36.291</b>	20.769	27.722	23.622	24.178	272.0							
10	<b>1'36.474</b>	20.782	27.736	23.652	24.304	272.0							
11	1'36.439	20.722	27.879	23.520	24.318	272.7							
12	<b>1'36.741</b>	20.810	27.964	23.618	24.349	273.4							
13	<b>1'36.727</b>	20.840	27.876	23.633	24.378	272.0							
14	1'41.143 *	20.798	27.807	28.069*	24.469	271.3							
15	<b>1'36.601</b>	20.740	27.822	23.750	24.289	272.7							
16	<b>1'51.798</b> P	20.762	28.027	25.810	37.199	272.7							
17	<b>9'46.559</b>	19.391	29.504	24.323	26.997	198.1							
18	<b>1'35.608</b>	20.635	27.573	23.357	24.043	276.9							
19	<b>1'35.973</b>	20.718	27.551	23.661	24.043	274.8							
<b>5th</b>	<b>21</b>	<b>Alonso LOPEZ</b> Beta Tools SpeedUp SPA				6	<b>1'36.743</b>	20.819	27.845	23.776	24.303	274.8	
		Runs=3	Total laps=19	Full laps=14	Valid laps=12	7	20.819	27.845	23.776	24.303	274.8		
1	1'51.447	16.817	28.841	24.146	24.678	273.4							
2	<b>1'36.768</b>	20.858	27.964	23.684	24.262	276.9							
3	<b>1'36.465</b>	20.775	27.780	23.600	24.310	277.6							
4	<b>1'39.010</b>	20.744	28.812	24.877	24.577	280.5							
5	1'36.842 *	20.797	27.833	23.753*	24.459	279.0							
6	<b>1'36.743</b>	20.819	27.845	23.776	24.303	274.8							

**Fastest Lap:** Aron CANET Fantic Racing SPA **1'35.192** 20.530 27.484 23.181 23.997

These data/results cannot be reproduced, stored and/or transmitted in whole or in part by any manner of electronic, mechanical, photocopying, recording, broadcasting or otherwise now known or herein after developed without the previous express consent by the copyright owner, except for reproduction in daily press and regular printed publications on sale to the public within 60 days of the event related to those data/results and always provided that copyright symbol appears together as follows below.  
© DORNA, 2024



# Practice Nr. 1

# Moto2

Lap	Lap Time	T1	T2	T3	T4	Speed	Lap	Lap Time	T1	T2	T3	T4	Speed
7	1'36.754	20.977	27.838	23.640	24.299	274.1	11	11'08.060					
8	1'36.616	20.824	27.906	23.570	24.316	274.8	11	11'08.060					
9	1'55.332 P	22.246	29.564	24.448	39.074	259.6	12	1'36.056			23.573	23.968	
10	1'27.033	17.301	28.773	23.876	24.593	267.9	13	1'35.806	20.742	27.628	23.339	24.097	273.4
11	1'36.743 *	20.876	27.902	23.696*	24.269	272.7	14	1'37.302	20.842	28.484	23.623	24.353	273.4
12	1'36.503	20.802	27.824	23.650	24.227	272.7	15	1'40.465 *	20.705	27.619	25.190*	26.951	273.4
13	1'36.516	20.874	27.707	23.620	24.315	272.0	16	1'38.869 *	20.656	27.720	23.427	27.066*	276.2
14	1'53.696 P	21.667	29.121	24.101	38.807	264.7	17	1'40.831	23.465	29.396	23.711	24.259	227.3
15	5'16.494 *	17.368	28.840	23.898*	24.218	264.0	18	1'35.850	20.738	27.690	23.355	24.067	274.8
16	1'35.683	20.718	27.568	23.333	24.064	274.1	19	1'35.725	20.728	27.599	23.307	24.091	274.8
17	1'35.632	20.688	27.531	23.465	23.948	274.1							
18	1'37.227	20.749	28.714	23.654	24.110	275.5							
19	1'35.935	20.742	27.597	23.396	24.200	275.5							

6th		79	Ai OGURA	MT Helmets - MSI	JPN	
	Runs=2	Total laps=16	Full laps=13	Valid laps=10		
1	2'42.178	18.391	30.278	24.901	24.658	267.3
2	1'35.825	20.670	27.636	23.448	24.071	274.1
3	1'35.644	20.587	27.623	23.356	24.078	274.8
4	1'35.834	20.621	27.610	23.523	24.080	275.5
5	1'36.446	20.650	27.564	23.604	24.628	276.9
6	1'35.981	20.651	27.569	23.686	24.075	276.9
7	1'35.860	20.696	27.535	23.510	24.119	275.5
8	1'35.927	20.658	27.599	23.516	24.154	275.5
9	1'36.090	20.781	27.602	23.516	24.191	274.8
10	1'57.953 P	20.716	28.455	25.734	43.048	274.8
11	11'42.646	17.521	29.019	25.803	24.480	271.3
12	1'36.366	20.858	27.581	23.683	24.244	273.4
13	1'36.444	20.862	27.695	23.605	24.282	273.4
14	1'50.344	22.343	31.045	32.424	24.532	241.0
15	1'40.585 *	20.644	29.460	25.095*	25.386	276.9
16	1'35.991	20.550	27.734	23.530	24.177	276.2
unfinished		20.746				269.3

7th		54	Fermin ALDEGUER	Beta Tools SpeedUp	SPA	
	Runs=2	Total laps=19	Full laps=16	Valid laps=23		
1	1'45.561	17.077	29.384	24.203	24.550	267.3
1	1'45.561	17.077	29.384	24.203	24.550	267.3
2	1'36.951	20.920	28.021	23.754	24.256	274.8
2	1'36.951	20.920	28.021	23.754	24.256	274.8
3	1'36.417	20.806	27.870	23.524	24.217	272.7
3	1'36.417	20.806	27.870	23.524	24.217	272.7
4	1'36.449	20.887	27.790	23.527	24.245	272.0
4	1'36.449	20.887	27.790	23.527	24.245	272.0
5	1'42.062 *	20.963	27.819	28.326*	24.954	272.0
5	1'42.062 *	20.963	27.819	28.326*	24.954	272.0
6	1'36.483	20.853	27.877	23.515	24.238	272.7
6	1'36.483	20.853	27.877	23.515	24.238	272.7
7	1'36.351	20.886	27.843	23.460	24.162	271.3
7	1'36.351	20.886	27.843	23.460	24.162	271.3
8	1'36.456	20.856	27.809	23.561	24.230	272.0
8	1'36.456	20.856	27.809	23.561	24.230	272.0
9	1'45.897	23.270	31.462	26.417	24.748	229.2
9	1'45.897	23.270	31.462	26.417	24.748	229.2
10	1'51.631 P	20.827	27.876	23.648	39.280	272.0
10	1'51.631 P	20.827	27.876	23.648	39.280	272.0

8th		18	Manuel GONZALEZ	Gresini Moto2	SPA	
	Runs=2	Total laps=19	Full laps=16	Valid laps=13		
1	2'23.095	17.531	28.990	24.429	24.624	267.3
2	1'36.847	20.872	27.835	23.816	24.324	273.4
3	1'37.259	20.790	27.936	24.074	24.459	272.7
4	1'36.957	20.843	28.094	23.704	24.316	272.0
5	1'43.707 *	20.920	27.880	29.155*	25.752	272.7
6	1'36.876	21.022	27.960	23.608	24.286	271.3
7	1'36.742	20.838	27.954	23.653	24.297	272.0
8	1'36.591	20.800	27.925	23.582	24.284	272.7
9	1'36.755	20.829	27.996	23.599	24.331	274.1
10	1'36.652	20.831	27.868	23.636	24.317	270.6
11	1'42.116	22.774	29.780	24.556	25.006	196.3
12	1'36.497	20.738	27.839	23.643	24.277	272.0
13	1'54.866 P	20.823	28.109	25.583	40.351	272.0
14	10'16.155	19.620	30.622	24.594	25.615	258.9
15	1'36.043 *	20.716	27.665	23.558*	24.104	274.1
16	1'35.740	20.737	27.590	23.401	24.012	273.4
17	1'35.750	20.640	27.673	23.378	24.059	272.7
18	1'46.704	20.686	31.577	30.088	24.353	273.4
19	1'35.989 *	20.699	27.574	23.464	24.252*	273.4

9th		75	Albert ARENAS	Gresini Moto2	SPA	
	Runs=2	Total laps=14	Full laps=11	Valid laps=10		
1	2'36.279	23.114	30.173	24.905	24.905	235.8
2	1'37.755	20.961	28.297	24.045	24.452	270.0
3	1'37.508	20.815	28.304	23.863	24.526	269.3
4	1'36.604	20.738	27.998	23.537	24.331	276.9
5	1'36.449	20.719	27.871	23.591	24.268	275.5
6	1'42.211	20.778	27.886	25.522	28.025	273.4
7	1'36.964	20.812	27.971	23.720	24.461	272.0
8	1'45.707	28.279	28.897	24.022	24.509	226.8
9	1'37.055	20.804	27.982	23.841	24.428	271.3
10	1'36.608	20.779	27.905	23.672	24.252	271.3
11	1'37.159	20.779	28.047	23.812	24.521	273.4
12	1'59.245 P	20.808	27.837	28.258	42.342	272.7
13	9'49.343	25.155	28.376	23.838	24.502	252.9
14	1'35.856	20.718	27.685	23.388	24.065	275.5
unfinished	*	20.634	27.664	*		275.5

10th		9	Jorge NAVARRO	OnlyFans American R	SPA	
	Runs=3	Total laps=17	Full laps=12	Valid laps=11		
1	2'05.488	18.059	29.835	24.304	24.405	258.9
2	1'36.963	20.717	28.152	23.700	24.394	274.1
3	1'36.437	20.724	28.014	23.532	24.167	270.6

**Fastest Lap:** Aron CANET Fantic Racing SPA 1'35.192 20.530 27.484 23.181 23.997

These data/results cannot be reproduced, stored and/or transmitted in whole or in part by any manner of electronic, mechanical, photocopying, recording, broadcasting or otherwise now known or herein after developed without the previous express consent by the copyright owner, except for reproduction in daily press and regular printed publications on sale to the public within 60 days of the event related to those data/results and always provided that copyright symbol appears together as follows below.  
© DORNA, 2024

# Practice Nr. 1

# Moto2

Lap	Lap Time	T1	T2	T3	T4	Speed	Lap	Lap Time	T1	T2	T3	T4	Speed
4	1'36.947	20.743	28.063	23.558	24.583	272.7	8	1'36.356 *	20.808	27.669	23.652*	24.227	276.2
5	1'40.256 *	21.162	28.039	23.673*	27.382	274.1	9	1'39.924	20.854	28.195	26.596	24.279	276.2
6	1'36.554	20.703	28.021	23.616	24.214	275.5	10	1'36.903 *	20.697	28.173*	23.778	24.255	276.9
7	1'36.860	20.752	27.974	23.631	24.503	274.1	11	1'36.546	20.837	27.858	23.569	24.282	276.2
8	2'02.638 P	22.275	30.727	24.752	44.884	262.7	12	1'36.339	20.687	27.679	23.704	24.269	277.6
9	9'01.984	18.153	28.836	23.845	24.650	264.7	13	1'47.205 P	20.757	27.780	23.786	34.882	276.2
10	1'36.819	20.739	28.142	23.642	24.296	269.3	14	9'07.338 *	19.011	28.596	31.392	28.054*	256.5
11	1'36.698	20.756	28.044	23.675	24.223	270.6	15	1'36.115	20.686	27.807	23.592	24.030	276.9
12	1'36.669	20.738	27.890	23.528	24.513	270.0	16	1'36.144 *	20.576	27.480	23.872*	24.216	277.6
13	1'36.906	20.805	27.929	23.809	24.363	272.0	17	1'37.483	20.674	28.295	24.118	24.396	280.5
14	1'58.301 P	22.54*	29.575	24.524	41.655	236.8	18	1'36.324	20.676	27.594	23.789	24.265	276.9
15	5'50.379	18.211	30.178	26.499	25.483	262.7	19	1'36.352	20.723	27.747	23.650	24.232	276.9
16	1'35.987	20.622	27.760	23.367	24.238	273.4	20	1'36.519	20.705	27.688	23.812	24.314	277.6
17	1'35.884	20.746	27.715	23.330	24.093	271.3							

**11th 28 Izan GUEVARA** CFMOTO Inde Aspar SPA  
Runs=2 Total laps=8 Full laps=5 Valid laps=8

1	2'43.344	16.759	28.844	24.115	24.809	274.1
2	1'36.297	20.714	27.730	23.632	24.221	276.2
3	1'35.891	20.676	27.675	23.583	23.957	276.2
unfinished	20.626	27.749			278.3	
4	1'37.270	16.987	28.613	23.921	27.749	270.6
5	1'37.654	21.110	28.094	23.694	24.756	278.3
6	1'36.436	20.735	27.820	23.727	24.154	276.9
7	1'36.298	20.563	27.949	23.718	24.068	277.6
8	1'36.537	20.627	27.810	23.734	24.366	278.3

**12th 10 Diogo MOREIRA** Italtrans Racing Team BRA  
Runs=2 Total laps=17 Full laps=14 Valid laps=13

1	2'18.217	17.264	30.911	24.022	27.369	268.6
2	1'36.340	20.815	27.874	23.547	24.104	272.7
3	1'36.126	20.752	27.754	23.487	24.133	273.4
4	1'36.442	20.772	27.894	23.518	24.258	275.5
5	1'37.040 *	20.967	27.847	23.694*	24.532	274.1
6	1'36.907	21.022	27.859	23.698	24.328	270.6
7	1'40.206	20.975	28.468	26.243	24.520	270.6
8	1'36.651	20.847	27.874	23.637	24.293	273.4
9	1'36.788	20.919	27.849	23.719	24.301	270.0
10	1'56.376 P	22.349	29.043	24.792	40.192	258.9
11	13'36.399	18.279	28.335	24.753	27.208	264.0
12	1'35.894	20.793	27.600	23.280	24.221	273.4
13	1'46.685	20.859	29.804	28.284	27.738	269.3
14	1'36.628	20.789	27.685	23.727	24.427	274.1
15	1'37.991	20.827	29.243	23.685	24.236	271.3
16	1'35.937	20.760	27.607	23.525	24.045	273.4
17	1'39.320	22.189	28.477	24.092	24.562	265.3

**13th 53 Deniz ÖNCÜ** Red Bull KTM Ajo TUR  
Runs=2 Total laps=20 Full laps=17 Valid laps=12

1	2'42.694	18.344	28.807	24.031	24.889	269.3
2	1'36.318 *	20.617	28.073*	23.540	24.088	278.3
3	1'35.894	20.640	27.574	23.477	24.203	277.6
4	1'38.801	20.657	29.931	23.615	24.598	278.3
5	1'36.200 *	20.645	27.598	23.723*	24.234	279.0
6	1'36.189	20.662	27.759	23.485	24.283	278.3
7	1'36.337	20.753	27.843	23.560	24.181	276.2

**14th 35 Somkiat CHANTRA** IDEMITSU Honda Tea THA  
Runs=2 Total laps=19 Full laps=16 Valid laps=13

1	2'44.476	27.472	30.559	28.382	25.872	204.5
2	1'36.192	20.626	27.787	23.597	24.182	274.1
3	1'35.916	20.715	27.805	23.479	23.917	275.5
4	1'36.186	20.777	27.724	23.567	24.118	274.8
5	1'36.270 *	20.775	27.716	23.561*	24.218	274.8
6	1'38.797 *	20.762	27.832*	23.696	26.507	273.4
7	1'36.668	20.840	27.952	23.580	24.296	274.8
8	1'36.427	20.755	27.783	23.651	24.238	273.4
9	1'36.750	20.740	27.941	23.776	24.293	274.1
10	1'36.678	20.679	28.037	23.687	24.275	272.0
11	1'36.691	20.773	28.021	23.608	24.289	272.0
12	1'50.967 P	20.772	27.837	24.043	38.315	272.0
13	10'39.255	22.710	30.732	26.561	28.711	212.1
14	1'42.089	21.148	32.889	23.877	24.175	268.6
15	1'36.257 *	20.655	27.733	23.627*	24.242	273.4
16	1'36.252	20.743	27.799	23.567	24.143	273.4
17	1'42.697	20.581	27.818	29.160	25.138	276.9
18	1'36.336	20.655	27.829	23.612	24.240	275.5
19	1'37.541	20.707	27.844	24.220	24.770	273.4

**15th 3 Sergio GARCIA** MT Helmets - MSI SPA  
Runs=2 Total laps=17 Full laps=14 Valid laps=12

1	2'16.830	17.695	28.477	24.243	24.586	272.0
2	1'36.910	20.694	27.678	23.858	24.680	276.9
3	1'36.751	20.804	27.776	23.935	24.236	275.5
4	1'36.464	20.713	27.735	23.712	24.304	276.2
5	1'40.331 *	20.765	27.715	23.930*	27.921	274.8
6	1'36.732	20.818	27.776	23.903	24.235	274.8
7	1'36.489	20.787	27.634	23.778	24.290	276.2
8	1'36.535	20.699	27.834	23.672	24.330	276.2
9	1'50.237 P	20.824	27.715	23.707	37.991	274.8
10	13'55.427 *	17.856	28.115	23.948*	24.801	267.9
11	1'36.236	20.726	27.617	23.763	24.130	273.4
12	1'36.347	20.723	27.538	23.875	24.211	274.8
13	1'36.261 *	20.643	27.643	23.725*	24.250	276.9
14	1'36.092	20.638	27.703	23.627	24.124	276.2
15	1'35.932	20.657	27.608	23.541	24.126	276.9
16	1'42.141	20.697	27.561	23.706	30.177	275.5
17	1'36.110	20.929	27.570	23.489	24.122	276.9

**Fastest Lap:** Aron CANET Fantic Racing SPA 1'35.192 20.530 27.484 23.181 23.997

These data/results cannot be reproduced, stored and/or transmitted in whole or in part by any manner of electronic, mechanical, photocopying, recording, broadcasting or otherwise now known or herein after developed without the previous express consent by the copyright owner, except for reproduction in daily press and regular printed publications on sale to the public within 60 days of the event related to those data/results and always provided that copyright symbol appears together as follows below.  
© DORNA, 2024

## Practice Nr. 1

## Moto2

Lap	Lap Time	T1	T2	T3	T4	Speed	Lap	Lap Time	T1	T2	T3	T4	Speed		
<b>16th</b>	<b>12</b>	<b>Filip SALAC</b>				Elf Marc VDS Racing	CZE	15	<b>1'42.532</b>	20.624	28.535	23.895	29.478	279.0	
		Runs=2	Total laps=18	Full laps=15	Valid laps=13		16	<b>1'37.799</b>	21.052	27.753	23.910	25.084	277.6		
1	2'07.105	18.596	29.037	24.131	24.293	262.1									
2	<b>1'36.204</b>	20.760	27.761	23.574	<u>24.109</u>	274.1	<b>19th</b>	<b>71</b>	<b>Dennis FOGGIA</b>				Italtrans Racing Team	ITA	
3	<b>1'36.024</b>	20.716	27.713	<u>23.458</u>	24.137	274.1			Runs=3	Total laps=15	Full laps=10	Valid laps=9			
4	<b>1'36.314</b>	20.731	27.921	23.508	24.154	274.8	1	<b>2'19.035</b>	16.744	29.359	25.241	27.891	274.1		
5	1'38.480 *	20.783	27.930	23.868*	25.899	272.7	2	<b>1'36.216</b>	20.731	27.741	23.564	<u>24.180</u>	<u>278.3</u>		
6	<b>1'36.625</b>	20.818	27.834	23.659	24.314	275.5	3	<b>1'36.327</b>	20.735	27.843	23.528	24.221	278.3		
7	<b>1'36.767</b>	20.717	27.911	23.537	24.602	276.2	4	<b>1'36.989</b>	20.717	27.916	23.877	24.479	275.5		
8	<b>1'40.102</b>	20.852	31.146	23.634	24.470	271.3	5	<b>1'36.929</b>	20.801	28.032	23.717	24.379	275.5		
9	<b>1'42.105</b>	24.050	28.852	24.657	24.546	264.7	6	<b>1'37.010</b>	20.799	28.053	23.751	24.407	276.2		
10	<b>1'37.252</b>	20.852	27.955	23.892	24.553	272.7	7	<b>1'50.435</b> P	20.801	28.141	24.180	37.313	274.8		
11	1'56.551 P	20.877	27.833	23.876	<u>43.965</u>	<u>272.0</u>	8	<b>13'37.574</b>	17.010	28.339	23.971	24.685	266.6		
12	12'38.608	21.817	30.864	26.684	29.170	213.4	9	<b>1'37.211</b>	20.943	28.028	23.793	24.447	272.0		
13	<b>1'42.321</b>	20.824	29.321	23.680	28.496	274.8	10	<b>1'37.267</b>	20.973	27.976	23.835	24.483	272.0		
14	1'36.661 *	20.602	27.794	23.870*	24.395	277.6	11	1'53.118 P	20.891	27.924	26.615	37.688	272.7		
15	<b>1'36.099</b>	20.690	27.737	23.485	24.187	274.8	12	<b>4'31.648</b>	18.747	28.652	23.840	24.400	264.0		
16	<u>1'35.983</u>	20.590	27.736	23.479	24.178	276.2	13	<b>1'49.246</b>	20.780	28.143	29.603	30.720	274.8		
17	<b>1'42.067</b>	20.754	<u>27.669</u>	28.034	25.610	274.1	14	<b>1'36.416</b>	20.756	27.909	23.566	24.185	276.2		
18	<b>1'37.087</b>	<u>20.578</u>	27.734	24.069	24.706	<u>278.3</u>	15	<u>1'36.070</u> *	<u>20.626</u>	<u>27.676</u>	<u>23.492</u> *	24.276	273.4		
<b>17th</b>	<b>52</b>	<b>Jeremy ALCOBA</b>				Yamaha VR46 Master	SPA	<b>20th</b>	<b>7</b>	<b>Barry BALTUS</b>				RW-Idrofoglia Racing	BEL
		Runs=2	Total laps=16	Full laps=13	Valid laps=11				Runs=2	Total laps=16	Full laps=13	Valid laps=10			
1	2'03.621	17.123	28.930	24.295	24.610	270.6	1	1'47.021	18.120	28.802	24.293	30.088	265.3		
2	<b>1'37.224</b>	21.003	28.058	23.831	24.332	272.7	2	<b>1'37.708</b>	21.212	28.199	23.872	24.425	272.0		
3	<b>1'36.683</b>	20.867	27.905	23.699	24.212	272.7	3	<b>1'36.452</b>	20.801	27.811	23.575	24.265	274.1		
4	<b>1'40.298</b>	20.813	27.826	27.302	24.357	272.7	4	1'37.269 *	20.800	28.021	23.929*	24.519	275.5		
5	1'36.937 *	20.844	27.969	23.777*	24.347	275.5	5	1'37.200 *	20.947	27.943	23.740*	24.570	272.0		
6	<b>1'38.649</b>	20.758	29.609	23.858	24.424	<u>276.9</u>	6	<b>1'38.821</b>	21.031	28.327	25.024	24.439	270.6		
7	<b>1'37.005</b>	20.843	28.089	23.769	24.304	274.8	7	<b>1'37.645</b>	20.941	28.250	23.838	24.616	273.4		
8	1'49.497 P	20.831	27.857	23.704	37.105	274.1	8	<b>1'38.374</b>	21.065	28.072	23.910	25.327	270.0		
9	15'34.781	17.356	28.523	23.894	24.262	269.3	9	1'54.832 P	21.613	29.041	24.177	40.001	266.6		
10	<b>1'36.723</b>	20.920	27.717	23.803	24.283	272.0	10	15'42.088	23.512	36.293	28.734	30.094	214.7		
11	<b>1'40.403</b>	20.810	27.839	23.536	28.218	273.4	11	<u>1'36.169</u>	20.843	<u>27.802</u>	<u>23.392</u>	<u>24.132</u>	274.8		
12	1'36.502 *	20.691	27.923	23.682*	24.206	274.8	12	1'50.373 *	20.763	29.006	26.559	34.045*	276.9		
13	<b>1'36.235</b>	20.760	27.760	23.514	24.201	273.4	13	<b>1'40.556</b>	20.698	27.980	23.591	28.287	276.9		
14	<b>1'36.118</b>	20.724	27.707	<u>23.493</u>	24.194	272.7	14	<b>1'36.182</b>	<u>20.576</u>	27.826	23.597	24.183	276.9		
15	<u>1'36.022</u>	<u>20.663</u>	<u>27.661</u>	23.587	<u>24.111</u>	274.1	15	<b>1'42.674</b>	20.640	28.125	23.691	30.218	276.2		
16	<b>1'43.967</b>	22.776	32.285	24.145	24.761	225.0	16	<b>1'37.008</b>	20.797	27.984	23.628	24.599	<u>278.3</u>		
<b>18th</b>	<b>22</b>	<b>Ayumu SASAKI</b>				Yamaha VR46 Master	JPN	<b>21st</b>	<b>34</b>	<b>Mario AJI</b>				IDEMITSU Honda Tea	INA
		Runs=2	Total laps=16	Full laps=13	Valid laps=11				Runs=2	Total laps=19	Full laps=16	Valid laps=13			
1	2'18.632	16.610	30.064	25.380	26.126	274.1	1	2'21.033	17.081	29.194	24.224	25.846	266.6		
2	<b>1'36.349</b>	20.757	<u>27.681</u>	23.664	<u>24.247</u>	278.3	2	<b>1'37.052</b>	20.829	28.060	23.738	24.425	273.4		
3	<b>1'37.659</b>	20.727	27.750	<u>23.544</u>	25.638	277.6	3	<b>1'39.259</b>	20.818	28.469	24.097	25.875	272.7		
4	<b>1'41.798</b>	21.406	29.392	24.248	26.752	272.7	4	<b>1'37.046</b>	20.804	28.168	23.714	24.360	275.5		
5	1'43.913 *	20.830	27.866	27.215*	28.002	278.3	5	1'40.405 *	20.879	28.134	26.240*	25.152	272.7		
6	<b>1'36.975</b>	20.933	27.814	23.747	24.481	275.5	6	1'37.638 *	20.964	28.288*	23.843	24.543	271.3		
7	<b>1'36.755</b>	20.767	27.783	23.671	24.534	276.9	7	<b>1'37.462</b>	20.965	27.908	23.908	24.681	270.6		
8	1'55.712 P	21.463	30.799	24.224	39.226	267.3	8	<b>1'37.246</b>	20.912	28.215	23.758	24.361	270.6		
9	15'02.795	16.649	29.108	25.808	24.542	269.3	9	<b>1'38.882</b>	21.294	29.141	23.967	24.480	260.2		
10	<b>1'36.423</b>	20.703	27.691	23.755	24.274	<u>279.7</u>	10	<b>1'37.196</b>	20.834	27.912	23.858	24.592	272.7		
11	<b>1'36.473</b>	20.691	27.798	23.566	24.418	276.2	11	<b>1'36.719</b>	20.819	27.949	23.661	24.290	274.1		
12	1'50.298 *	20.776	29.946	27.405*	32.171*	268.6	12	1'55.656 P	21.347	28.483	24.102	41.724	264.7		
13	<b>1'40.583</b>	20.543	28.604	24.195	27.241	277.6	13	10'46.001	19.440	29.309	26.728	30.210	243.2		
14	<u>1'36.065</u>	<u>20.480</u>	27.714	23.598	24.273	278.3	14	<b>1'42.159</b>	21.026	32.341	24.450	24.342	272.7		

**Fastest Lap:** Aron CANET Fantic Racing SPA **1'35.192** 20.530 27.484 23.181 23.997

These data/results cannot be reproduced, stored and/or transmitted in whole or in part by any manner of electronic, mechanical, photocopying, recording, broadcasting or otherwise now known or herein after developed without the previous express consent by the copyright owner, except for reproduction in daily press and regular printed publications on sale to the public within 60 days of the event related to those data/results and always provided that copyright symbol appears together as follows below.  
© DORNA, 2024

# Practice Nr. 1

# Moto2

Lap	Lap Time	T1	T2	T3	T4	Speed	Lap	Lap Time	T1	T2	T3	T4	Speed
15	1'37.538 *	20.894	28.057	24.150*	24.437	274.1	9	1'37.499	20.990	28.111	23.832	24.566	270.0
16	1'36.191	20.702	27.894	23.438	24.157	275.5	10	1'41.105	20.806	28.095	26.750	25.454	272.0
17	1'36.751	20.699	27.924	23.620	24.508	276.9	11	1'59.070 P	20.815	31.631	25.107	41.517	271.3
18	1'36.989	20.825	27.954	23.860	24.350	272.7	12	11'07.577 *	19.408	30.774	24.369*	24.804	258.3
19	1'37.438	20.877	27.831	24.092	24.638	271.3	13	1'38.267	20.886	28.012	24.033	25.336	271.3

## 22nd 15 Darryn BINDER

Liqui Moly Husqvarna RSA  
Runs=2 Total laps=16 Full laps=13 Valid laps=10

1	1'52.553	16.704	28.456	24.048	24.452	271.3
2	1'36.573	20.704	27.955	23.623	24.291	279.7
3	1'36.566	20.803	27.772	23.648	24.343	274.8
4	1'37.238	20.796	27.896	23.974	24.572	274.1
5	1'44.572 *	20.966	27.892	30.963*	24.751	273.4
6	1'37.043	20.856	27.898	23.934	24.355	273.4
7	1'43.580	20.896	27.956	30.261	24.467	272.7
8	1'38.046 *	20.871	28.337	24.031	24.807*	273.4
9	1'37.962	21.011	27.996	24.078	24.877	272.7
10	2'01.166 P	21.152	31.385	29.057	39.572	272.0
11	15'40.651	24.408	34.835	24.213	24.330	241.6
12	1'37.200 *	20.774	27.823	24.363*	24.240	274.1
13	1'36.331	20.749	27.730	23.616	24.236	274.8
14	1'36.275	20.745	27.723	23.599	24.208	274.8
15	1'36.595	20.721	27.771	23.694	24.409	275.5
16	1'36.407	20.706	27.581	23.820	24.300	274.8

## 23rd 84 Zonta VD GOORBE

RW-Idrofoglia Racing NED  
Runs=2 Total laps=18 Full laps=15 Valid laps=14

1	1'59.315	16.917	29.157	24.260	24.681	270.0
2	1'37.024	20.990	28.154	23.618	24.262	272.0
3	1'36.385	20.770	27.916	23.480	24.219	272.0
4	1'36.459	20.794	27.845	23.546	24.274	272.7
5	1'36.883	20.814	27.898	23.637	24.534	272.7
6	1'36.403	20.789	27.751	23.583	24.280	274.1
7	1'40.620	21.233	30.516	23.955	24.916	268.6
8	1'37.862	20.730	27.974	23.539	25.619	273.4
9	1'36.601	20.777	27.974	23.492	24.358	273.4
10	1'40.110	21.444	29.354	24.366	24.946	251.7
11	1'54.846 P	22.573	29.160	24.604	38.509	257.1
12	12'01.902	17.178	29.390	23.923	24.520	262.7
13	1'39.006	20.831	27.669	25.819	24.687	271.3
14	1'38.302	20.842	27.812	25.102	24.546	272.0
15	1'36.597 *	20.710	27.877	23.455*	24.555	271.3
16	1'40.449	20.707	28.010	27.056	24.676	272.0
17	1'38.493	20.798	28.327	24.934	24.434	272.7
18	1'36.306	20.737	27.730	23.526	24.313	273.4

## 24th 5 Jaume MASIA

Preicanos Racing Tea SPA  
Runs=2 Total laps=19 Full laps=16 Valid laps=13

1	1'52.223	17.375	28.988	24.379	24.761	270.0
2	1'37.271	21.000	28.178	23.688	24.405	272.7
3	1'37.332	20.734	28.208	23.769	24.621	275.5
4	1'37.547	20.906	28.318	23.835	24.488	270.6
5	1'43.389 *	20.720	28.066	24.078*	30.525	274.8
6	1'37.110	20.813	27.987	23.893	24.417	276.2
7	1'37.350	20.823	28.062	23.876	24.589	274.1
8	1'37.543	20.850	28.233	23.877	24.583	272.0

14	1'36.460	20.611	27.997	23.603	24.249	274.1
15	1'36.533 *	20.672	27.881	23.664*	24.316	271.3
16	1'36.907	20.734	27.966	23.772	24.435	270.0
17	1'36.363	20.633	27.778	23.619	24.333	272.0
18	1'59.147 *	30.725	33.098	28.115*	27.209	204.5
19	1'37.431	20.816	28.025	23.883	24.707	272.0

## 25th 11 Alex ESCRIG

KLINT Forward Factor SPA  
Runs=3 Total laps=18 Full laps=12 Valid laps=11

1	1'47.785	19.274	31.178	24.469	24.826	250.0
2	1'37.783	21.052			24.472	276.2
3	1'37.505	20.821	28.373	23.981	24.330	276.9
4	1'37.531	20.935	27.980	24.275	24.341	271.3
5	2'01.115 P	20.988	27.972	30.626*	41.529	272.0
6	6'09.228	18.436	28.968	24.397	24.630	267.9
7	1'36.864	20.920	27.938	23.742	24.264	270.0
8	1'36.690	20.788	27.962	23.673	24.267	271.3
9	1'36.547	20.837	27.838	23.584	24.288	270.6
10	1'54.942 P	21.371	29.332	24.734	39.505	262.1
11	7'56.113	17.832	29.349	23.888	24.291	258.3
12	1'36.757	20.825	27.711	23.877	24.344	274.8
13	1'41.439	20.916	30.574	24.689	25.260	271.3
14	1'44.322 *	20.976	27.921	25.293*	30.132	271.3
15	1'37.075	20.878	28.013	23.752	24.432	272.7
16	1'44.495	22.958	33.004	24.076	24.457	255.9
17	1'37.290	20.866	28.126	23.844	24.454	273.4
18	2'24.461 P	27.661	39.469	31.115	46.216	165.6

## 26th 81 Senna AGIUS

Liqui Moly Husqvarna AUS  
Runs=2 Total laps=17 Full laps=14 Valid laps=12

1	2'13.756	17.407	29.057	24.453	24.725	268.6
2	1'38.163	20.997	28.628	24.034	24.504	270.6
3	1'37.521	20.907	28.483	23.793	24.338	270.0
4	1'37.713	20.981	28.258	23.820	24.654	270.6
5	1'37.221	21.145	28.012	23.779	24.285	277.6
6	1'36.878	20.910	27.993	23.727	24.248	276.2
7	1'38.484	20.789	28.591	24.309	24.795	274.1
8	1'37.245	21.015	28.084	23.642	24.504	270.6
9	1'51.878 P	20.955	28.329	25.092	37.502	274.1
10	14'01.498	17.264	28.979	29.140	24.381	261.5
11	1'36.813	20.955	27.946	23.600	24.312	271.3
12	1'36.835	20.819	28.230	23.596	24.190	272.0
13	1'36.874	20.847	27.960	23.672	24.395	272.7
14	1'37.025	20.996	27.937	23.591	24.501	272.0
15	1'36.702 *	20.793	27.974	23.679*	24.256	272.7
16	1'36.854	20.751	27.915	23.747	24.441	274.1
17	1'36.728	20.777	27.920	23.690	24.341	272.0

## 27th 20 Xavi CARDELUS

Fantic Racing AND  
Runs=2 Total laps=20 Full laps=17 Valid laps=12

1	1'45.926	17.505	29.551	24.275	24.630	256.5
---	----------	--------	--------	--------	--------	-------

**Fastest Lap:** Aron CANET Fantic Racing SPA 1'35.192 20.530 27.484 23.181 23.997

These data/results cannot be reproduced, stored and/or transmitted in whole or in part by any manner of electronic, mechanical, photocopying, recording, broadcasting or otherwise now known or herein after developed without the previous express consent by the copyright owner, except for reproduction in daily press and regular printed publications on sale to the public within 60 days of the event related to those data/results and always provided that copyright symbol appears together as follows below.  
© DORNA, 2024

## Practice Nr. 1

Moto2

Lap	Lap Time	T1	T2	T3	T4	Speed	Lap	Lap Time	T1	T2	T3	T4	Speed
2	1'41.160	20.901	28.414	27.154	24.691	276.2	17	1'39.281 *	21.128	28.246	24.304*	25.603	269.3
3	1'37.764	20.724	28.398	23.930	24.712	276.2	18	1'42.653	22.878	29.024	24.735	26.016	257.1
4	1'38.225	20.849	28.304	24.151	24.921	277.6							
5	1'40.069 *	20.897	28.661	25.836*	24.675	276.9							
6	1'43.836	21.002	28.477	29.817	24.540	274.8							
7	1'38.293	20.892	28.093	24.736	24.572	274.1							
8	1'37.684	20.858	28.275	24.038	24.513	274.8							
9	1'41.459 *	22.13*	29.982	24.502	24.845	269.3							
10	1'53.465 P	20.944	29.987	25.219	37.315	274.1							
11	8'50.153	18.883	29.316	27.628	24.480	267.3							
12	1'41.045 *	20.858	27.997	26.611*	25.579	271.3							
13	1'37.431	20.862	28.194	23.942	24.433	272.7							
14	1'41.220	20.836	28.433	24.058	27.893	273.4							
15	1'41.754	20.988	28.914	24.725	27.127	276.2							
16	1'40.009 *	20.905	30.756	23.929*	24.419	273.4							
17	1'37.340	20.788	28.012	24.163	24.377	272.0							
18	1'42.155	20.820	28.417	25.959	26.959	274.8							
19	1'43.590 *	24.101	28.441	24.128*	26.920	267.3							
20	1'49.177	20.774	29.438	30.144	28.821	275.5							

**28th 43** **Xavier ARTIGAS** KLINT Forward Factor SPA  
 Runs=2 Total laps=15 Full laps=11 Valid laps=8

1	1'47.676	18.200	29.655	24.421	26.064	246.5
2	1'38.852	20.901	29.195	24.066	24.690	276.9
3	1'37.950	20.883	28.327	23.971	24.769	275.5
4	1'39.047	20.893	28.670	24.559	24.925	274.1
5	1'44.617 *	20.970	28.415	24.541*	30.691	272.7
6	1'39.453	21.000	28.396	24.318	25.739	273.4
7	1'52.201 P	21.115	28.360	24.100	38.626	271.3
8	17'33.135	18.973	30.375	24.022	24.564	262.7
9	1'37.425	20.871	28.129	23.830	24.595	272.0
10	1'40.160	20.954	28.639	24.130	26.437	270.6
11	1'44.251 *	20.996	28.253	25.003*	29.999	273.4
12	1'40.245	20.953	28.669	25.833	24.790	274.1
13	1'39.495 *	20.975	28.759	24.069	25.692	270.6
14	1'41.927	21.352	28.421	26.949	25.205	271.3
15	1'58.916 P	21.101	28.365	29.769	39.681	270.6

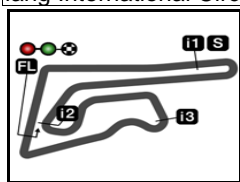
**29th 29** **Harrison VOIGHT** Preicanos Racing Tea AUS  
 Runs=2 Total laps=18 Full laps=15 Valid laps=10

1	1'44.114	17.869	29.162	24.710	26.247	266.0
2	1'41.085	21.729	29.745	24.471	25.140	266.6
3	1'38.631	21.032	28.457	24.545	24.597	270.6
4	1'40.017	21.010	29.152	24.963	24.892	270.6
5	1'38.818 *	21.246	28.500	24.277*	24.795	270.0
6	1'39.215 *	21.068	28.359	24.335	25.453*	270.0
7	1'41.800	21.918	30.724	24.163	24.995	264.7
8	1'38.277	21.082	28.248	24.137	24.810	267.9
9	1'43.107	21.276	30.101	26.914	24.816	267.9
10	1'54.605 P	21.087	28.567	24.876	40.075	269.3
11	12'16.673 *	17.800	29.719	24.339*	24.796	258.3
12	1'38.265	21.220	28.285	24.176	24.584	268.6
13	1'38.172	21.086	28.310	24.119	24.657	268.6
14	1'38.102 *	21.023	28.311	24.074*	24.694	269.3
15	1'42.215	21.067	28.450	27.133	25.565	270.0
16	1'38.680 *	21.596	28.302	24.241*	24.541	271.3

**Fastest Lap:** Aron CANET Fantic Racing SPA **1'35.192** 20.530 27.484 23.181 23.997

These data/results cannot be reproduced, stored and/or transmitted in whole or in part by any manner of electronic, mechanical, photocopying, recording, broadcasting or otherwise now known or herein after developed without the previous express consent by the copyright owner, except for reproduction in daily press and regular printed publications on sale to the public within 60 days of the event related to those data/results and always provided that copyright symbol appears together as follows below.  
 © DORNA, 2024





4554 m.

# PT GRAND PRIX OF THAILAND

## Practice Nr. 1

### Best Partial Times

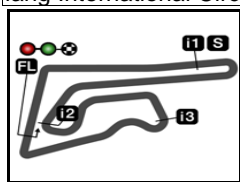
Moto2™

*IT* Ideal Lap Time, sum of the best partial times

*BT* Best Lap Time

T1		T2		T3		T4				IT		BT
Pos	Rider	Time	Rider	Time	Rider	Time	Rider	Time	Pos	Rider	IT	BT
1A.	SASAKI	20.480	M.RAMIREZ	27.460	A.CANET	23.181	S.CHANTRA	23.917	1	A.CANET	1'35.153	1'35.192 (1)
2A.	CANET	<b>20.530</b>	D.ÖNCÜ	<b>27.480</b>	T.ARBOLINO	<b>23.251</b>	A.LOPEZ	<b>23.948</b>	2	M.RAMIREZ	1'35.392	1'35.442 (3)
3A.	OGURA	20.550	A.CANET	27.484	D.MOREIRA	23.280	I.GUEVARA	23.957	3	T.ARBOLINO	1'35.410	1'35.410 (2)
4I.	GUEVARA	<b>20.563</b>	A.LOPEZ	<b>27.531</b>	F.ALDEGUER	<b>23.307</b>	A.CANET	<b>23.958</b>	4	A.LOPEZ	1'35.500	1'35.632 (5)
5T.	ARBOLINO	20.565	A.OGURA	27.535	J.NAVARRO	23.330	F.ALDEGUER	23.968	5	A.OGURA	1'35.512	1'35.644 (6)
6B.	BALTUS	<b>20.576</b>	S.GARCIA	<b>27.538</b>	A.LOPEZ	<b>23.333</b>	T.ARBOLINO	<b>23.979</b>	6	F.ALDEGUER	1'35.530	1'35.725 (7)
7D.	ÖNCÜ	20.576	J.DIXON	27.551	A.OGURA	23.356	M.RAMIREZ	23.979	7	D.ÖNCÜ	1'35.563	1'35.894 (13)
8F.	SALAC	<b>20.578</b>	M.GONZALEZ	<b>27.574</b>	J.DIXON	<b>23.357</b>	M.GONZALEZ	<b>24.012</b>	8	J.DIXON	1'35.586	1'35.608 (4)
9M.	RAMIREZ	20.579	D.BINDER	27.581	M.RAMIREZ	23.374	D.ÖNCÜ	24.030	9	M.GONZALEZ	1'35.604	1'35.740 (8)
10S.	CHANTRA	<b>20.581</b>	F.ALDEGUER	<b>27.599</b>	M.GONZALEZ	<b>23.378</b>	J.DIXON	<b>24.043</b>	10	D.MOREIRA	1'35.677	1'35.894 (12)
11J.	MASIA	20.611	D.MOREIRA	27.600	A.ARENAS	23.388	D.MOREIRA	24.045	11	S.CHANTRA	1'35.693	1'35.916 (14)
12J.	NAVARRO	<b>20.622</b>	T.ARBOLINO	<b>27.615</b>	B.BALTUS	<b>23.392</b>	A.ARENAS	<b>24.065</b>	12	A.ARENAS	1'35.751	1'35.856 (9)
13D.	FOGGIA	20.626	J.ALCOBA	27.661	M.AJI	23.438	A.OGURA	24.071	13	J.NAVARRO	1'35.760	1'35.884 (10)
14A.	ARENAS	<b>20.634</b>	A.ARENAS	<b>27.664</b>	Z.VD GOORBER	<b>23.455</b>	J.NAVARRO	<b>24.093</b>	14	I.GUEVARA	1'35.778	1'35.891 (11)
15J.	DIXON	20.635	F.SALAC	27.669	F.SALAC	23.458	F.SALAC	24.109	15	S.GARCIA	1'35.787	1'35.932 (15)
16S.	GARCIA	<b>20.638</b>	Z.VD GOORBER	<b>27.669</b>	D.ÖNCÜ	<b>23.477</b>	J.ALCOBA	<b>24.111</b>	16	F.SALAC	1'35.814	1'35.983 (16)
17M.	GONZALEZ	20.640	I.GUEVARA	27.675	S.CHANTRA	23.479	S.GARCIA	24.122	17	B.BALTUS	1'35.902	1'36.169 (20)
18F.	ALDEGUER	<b>20.656</b>	D.FOGGIA	<b>27.676</b>	S.GARCIA	<b>23.489</b>	B.BALTUS	<b>24.132</b>	18	J.ALCOBA	1'35.928	1'36.022 (17)
19J.	ALCOBA	20.663	A.SASAKI	27.681	D.FOGGIA	23.492	M.AJI	24.157	19	A.SASAKI	1'35.952	1'36.065 (18)
20A.	LOPEZ	<b>20.688</b>	A.ESCRIG	<b>27.711</b>	J.ALCOBA	<b>23.493</b>	D.FOGGIA	<b>24.180</b>	20	D.FOGGIA	1'35.974	1'36.070 (19)
21M.	AJI	20.699	J.NAVARRO	27.715	A.SASAKI	23.544	S.AGIUS	24.190	21	Z.VD GOORBE	1'36.050	1'36.306 (23)
22D.	BINDER	<b>20.704</b>	S.CHANTRA	<b>27.716</b>	I.GUEVARA	<b>23.583</b>	D.BINDER	<b>24.208</b>	22	D.BINDER	1'36.092	1'36.275 (22)
23Z.	VD GOORBER	20.707	J.MASIA	27.778	A.ESCRIG	23.584	Z.VD GOORBER	24.219	23	M.AJI	1'36.125	1'36.191 (21)
24X.	CARDELUS	<b>20.724</b>	B.BALTUS	<b>27.802</b>	S.AGIUS	<b>23.591</b>	A.SASAKI	<b>24.247</b>	24	J.MASIA	1'36.241	1'36.363 (24)

These data/results cannot be reproduced, stored and/or transmitted in whole or in part by any manner of electronic, mechanical, photocopying, recording, broadcasting or otherwise now known or herein after developed without the previous express consent by the copyright owner, except for reproduction in daily press and regular printed publications on sale to the public within 60 days of the event related to those data/results and always provided that copyright symbol appears together as follows below.  
© DORNA, 2024



4554 m.

**PT GRAND PRIX OF THAILAND**

**Practice Nr. 1**

**Best Partial Times**

*IT* Ideal Lap Time, sum of the best partial times

*BT* Best Lap Time

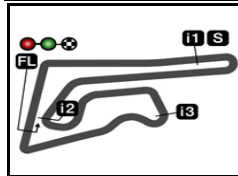
		<b>T1</b>		<b>T2</b>		<b>T3</b>		<b>T4</b>				
<i>Pos</i>	<i>Rider</i>	<i>Time</i>	<i>Rider</i>	<i>Time</i>	<i>Rider</i>	<i>Time</i>	<i>Rider</i>	<i>Time</i>	<i>Pos</i>	<i>Rider</i>	<i>IT</i>	<i>BT</i>
25	S.AGIUS	20.751	M.AJI	27.831	D.BINDER	23.599	J.MASIA	24.249	25	<b>A.ESCRIG</b>	1'36.347	1'36.547 (25)
26	<b>D.MOREIRA</b>	<b>20.752</b>	<b>S.AGIUS</b>	<b>27.915</b>	<b>J.MASIA</b>	<b>23.603</b>	<b>A.ESCRIG</b>	<b>24.264</b>	26	<b>S.AGIUS</b>	1'36.447	1'36.702 (26)
27	A.ESCRIG	20.788	X.CARDELUS	27.997	X.ARTIGAS	23.830	X.CARDELUS	24.377	27	<b>X.CARDELUS</b>	1'37.028	1'37.340 (27)
28	<b>X.ARTIGAS</b>	<b>20.871</b>	<b>X.ARTIGAS</b>	<b>28.129</b>	<b>X.CARDELUS</b>	<b>23.930</b>	<b>H.VOIGHT</b>	<b>24.541</b>	28	<b>X.ARTIGAS</b>	1'37.394	1'37.425 (28)
29	H.VOIGHT	21.010	H.VOIGHT	28.246	H.VOIGHT	24.119	X.ARTIGAS	24.564	29	<b>H.VOIGHT</b>	1'37.916	1'38.172 (29)

These data/results cannot be reproduced, stored and/or transmitted in whole or in part by any manner of electronic, mechanical, photocopying, recording, broadcasting or otherwise now known or herein after developed without the previous express consent by the copyright owner, except for reproduction in daily press and regular printed publications on sale to the public within 60 days of the event related to those data/results and always provided that copyright symbol appears together as follows below.

© DORNA, 2024

Official MotoGP Timing by **TISSOT**  
www.motogp.com





4554 m.

**PT GRAND PRIX OF THAILAND**  
**Practice Nr. 1**  
**Fastest Laps Sequence**

<i>Practice Time</i>	 <i>Rider</i>	<i>Nation</i>	<i>Motorcycle</i>	<i>Time</i>	<i>Km/h</i>	<i>Rider's Lap</i>
<b>3'22.512</b>	54 <b>Fermin ALDEGUER</b>	SPA	BOSCOSCURO	<b>1'36.951</b>	169.0	2
<b>3'28.215</b>	21 <b>Alonso LOPEZ</b>	SPA	BOSCOSCURO	<b>1'36.768</b>	169.4	2
<b>3'29.126</b>	15 <b>Darryn BINDER</b>	RSA	KALEX	<b>1'36.573</b>	169.7	2
<b>3'43.309</b>	12 <b>Filip SALAC</b>	CZE	KALEX	<b>1'36.204</b>	170.4	2
<b>3'44.905</b>	14 <b>Tony ARBOLINO</b>	ITA	KALEX	<b>1'36.175</b>	170.4	2
<b>4'15.680</b>	44 <b>Aron CANET</b>	SPA	KALEX	<b>1'35.582</b>	171.5	2
<b>32'43.107</b>	24 <b>Marcos RAMIREZ</b>	SPA	KALEX	<b>1'35.442</b>	171.7	15
<b>37'28.829</b>	44 <b>Aron CANET</b>	SPA	KALEX	<b>1'35.328</b>	171.9	18
<b>39'04.021</b>	44 <b>Aron CANET</b>	SPA	KALEX	<b>1'35.192</b>	172.2	19

These data/results cannot be reproduced, stored and/or transmitted in whole or in part by any manner of electronic, mechanical, photocopying, recording, broadcasting or otherwise now known or herein after developed without the previous express consent by the copyright owner, except for reproduction in daily press and regular printed publications on sale to the public within 60 days of the event related to those data/results and always provided that copyright symbol appears together as follows below.

© DORNA, 2024