


4657 m.

## MOTUL SOLIDARITY GRAND PRIX OF BARCELONA

Free Practice  
Classification

3

	Rider	Nation	Team	Motorcycle	Time	Lap	Total	Gap	Top Speed
1	44 Aron CANET	SPA	Fantic Racing	KALEX	<b>1'42.998</b>	17	18		<b>295.8</b>
2	54 Fermin ALDEGUER	SPA	Sync SpeedUp	BOSCOSCURO	<b>1'43.198</b>	13	14	0.200 0.200	<b>291.8</b>
3	14 Tony ARBOLINO	ITA	Elf Marc VDS Racing Team	KALEX	<b>1'43.621</b>	17	20	0.623 0.423	<b>295.0</b>
4	21 Alonso LOPEZ	SPA	Sync SpeedUp	BOSCOSCURO	<b>1'43.654</b>	15	18	0.656 0.033	<b>291.1</b>
5	24 Marcos RAMIREZ	SPA	OnlyFans American Racing Team	KALEX	<b>1'43.805</b>	18	20	0.807 0.151	<b>293.4</b>
6	96 Jake DIXON	GBR	CFMOTO Inde Aspar Team	KALEX	<b>1'43.820</b>	6	18	0.822 0.015	<b>297.5</b>
7	13 Celestino VIETTI	ITA	Red Bull KTM Ajo	KALEX	<b>1'43.823</b>	14	18	0.825 0.003	<b>298.3</b>
8	9 Jorge NAVARRO	SPA	OnlyFans American Racing Team	KALEX	<b>1'43.835</b>	11	18	0.837 0.012	<b>298.3</b>
9	35 Somkiat CHANTRA	THA	IDEMITSU Honda Team Asia	KALEX	<b>1'44.108</b>	14	19	1.110 0.273	<b>289.5</b>
10	12 Filip SALAC	CZE	Elf Marc VDS Racing Team	KALEX	<b>1'44.110</b>	13	17	1.112 0.002	<b>295.8</b>
11	18 Manuel GONZALEZ	SPA	Gresini Moto2	KALEX	<b>1'44.131</b>	6	17	1.133 0.021	<b>293.4</b>
12	81 Senna AGIUS	AUS	Liqui Moly Husqvarna Intact GP	KALEX	<b>1'44.178</b>	16	17	1.180 0.047	<b>292.6</b>
13	3 Sergio GARCIA	SPA	MT Helmets - MSI	BOSCOSCURO	<b>1'44.233</b>	18	18	1.235 0.055	<b>293.4</b>
14	34 Mario AJI	INA	IDEMITSU Honda Team Asia	KALEX	<b>1'44.257</b>	18	20	1.259 0.024	<b>292.6</b>
15	7 Barry BALTUS	BEL	RW-Idrofoglia Racing GP	KALEX	<b>1'44.330</b>	9	9	1.332 0.073	<b>290.3</b>
16	17 Daniel MUÑOZ	SPA	Preicanos Racing Team	KALEX	<b>1'44.355</b>	13	19	1.357 0.025	<b>291.1</b>
17	28 Izan GUEVARA	SPA	CFMOTO Inde Aspar Team	KALEX	<b>1'44.355</b>	14	16	1.357	<b>297.5</b>
18	62 Stefano MANZI	ITA	Yamaha VR46 Master Camp Team	KALEX	<b>1'44.360</b>	14	14	1.362 0.005	<b>293.4</b>
19	75 Albert ARENAS	SPA	Gresini Moto2	KALEX	<b>1'44.376</b>	15	15	1.378 0.016	<b>295.8</b>
20	79 Ai OGURA	JPN	MT Helmets - MSI	BOSCOSCURO	<b>1'44.377</b>	13	19	1.379 0.001	<b>295.8</b>
21	84 Zonta VD GOORBERGH	NED	RW-Idrofoglia Racing GP	KALEX	<b>1'44.381</b>	18	18	1.383 0.004	<b>294.2</b>
22	10 Diogo MOREIRA	BRA	Italtrans Racing Team	KALEX	<b>1'44.500</b>	9	16	1.502 0.119	<b>296.7</b>
23	53 Deniz ÖNCÜ	TUR	Red Bull KTM Ajo	KALEX	<b>1'44.561</b>	16	19	1.563 0.061	<b>295.8</b>
24	71 Dennis FOGGIA	ITA	Italtrans Racing Team	KALEX	<b>1'44.809</b>	12	16	1.811 0.248	<b>295.0</b>
25	20 Xavi CARDELUS	AND	Fantic Racing	KALEX	<b>1'44.947</b>	15	19	1.949 0.138	<b>294.2</b>
26	5 Jaume MASIA	SPA	Preicanos Racing Team	KALEX	<b>1'45.035</b>	8	16	2.037 0.088	<b>292.6</b>
27	11 Alex ESCRIG	SPA	KLINT Forward Factory Team	FORWARD	<b>1'45.168</b>	16	18	2.170 0.133	<b>290.3</b>
28	15 Darryn BINDER	RSA	Liqui Moly Husqvarna Intact GP	KALEX	<b>1'45.297</b>	6	17	2.299 0.129	<b>294.2</b>
29	43 Xavier ARTIGAS	SPA	KLINT Forward Factory Team	FORWARD	<b>1'45.709</b>	16	17	2.711 0.412	<b>289.5</b>
30	4 Simone CORSI	ITA	KLINT Forward Factory Team	KALEX	<b>1'45.895</b>	9	17	2.897 0.186	<b>291.8</b>
31	31 Roberto GARCIA	SPA	Fantic Racing	KALEX	<b>1'45.925</b>	6	8	2.927 0.030	<b>295.0</b>
32	6 Andrea MIGNO	ITA	Yamaha VR46 Master Camp Team	KALEX	<b>1'46.839</b>	15	15	3.841 0.914	<b>291.8</b>

Practice condition: Dry

Air: 13°

Humidity: 75%

Ground: 13°

<b>Fastest Lap:</b>	Lap: 17	<b>Aron CANET</b>	<b>1'42.998</b>	162.7 Km/h
<b>Best Race Lap:</b>	2024	<b>Fermin ALDEGUER</b>	<b>1'42.688</b>	163.2 Km/h
<b>All-Time Lap Record:</b>	2024	<b>Sergio GARCIA</b>	<b>1'41.894</b>	164.5 Km/h

The results are provisional until the end of the limit for protest and appeals.

Time limit for protest expires 60' after publication of the results - ..... Time: .....

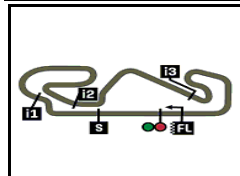
These data/results cannot be reproduced, stored and/or transmitted in whole or in part by any manner of electronic, mechanical, photocopying, recording, broadcasting or otherwise now known or herein after developed without the previous express consent by the copyright owner, except for reproduction in daily press and regular printed publications on sale to the public within 60 days of the event related to those data/results and always provided that copyright symbol appears together as follows below.

© DORNA, 2024

Official MotoGP Timing by TISSOT  
www.motogp.com

Barcelona, Friday, November 15, 2024





4657 m.

## MOTUL SOLIDARITY GRAND PRIX OF BARCELONA

Free Practice

Top Speed &amp; Average

4



Rider	Nation	Motorcycle	Top 5 speeds					Average	Top
9 Jorge NAVARRO	SPA	KALEX	298.3	292.6	292.6	291.8	291.1	293.3	298.3
13 Celestino VIETTI	ITA	KALEX	298.3	296.7	296.7	295.8	295.0	295.9	298.3
28 Izan GUEVARA	SPA	KALEX	297.5	296.7	295.8	295.0	295.0	295.7	297.5
96 Jake DIXON	GBR	KALEX	297.5	296.7	295.8	295.0	295.0	296.0	297.5
10 Diogo MOREIRA	BRA	KALEX	296.7	291.8	291.8	290.3	289.5	291.3	296.7
12 Filip SALAC	CZE	KALEX	295.8	295.8	295.0	295.0	294.2	294.9	295.8
44 Aron CANET	SPA	KALEX	295.8	295.0	293.4	293.4	292.6	293.8	295.8
53 Deniz ÖNCÜ	TUR	KALEX	295.8	295.0	295.0	295.0	294.2	294.9	295.8
75 Albert ARENAS	SPA	KALEX	295.8	295.8	295.0	294.2	292.6	293.9	295.8
79 Ai OGURA	JPN	BOSCOSCURO	295.8	295.0	295.0	295.0	294.2	295.0	295.8
14 Tony ARBOLINO	ITA	KALEX	295.0	295.0	295.0	295.0	295.0	295.0	295.0
31 Roberto GARCIA	SPA	KALEX	295.0	294.2	292.6	289.5	289.5	292.2	295.0
71 Dennis FOGGIA	ITA	KALEX	295.0	294.2	294.2	293.4	293.4	293.8	295.0
15 Darryn BINDER	RSA	KALEX	294.2	294.2	293.4	291.8	291.8	293.1	294.2
20 Xavi CARDELUS	AND	KALEX	294.2	293.4	293.4	293.4	292.6	293.2	294.2
84 Zonta VD GOORBERGH	NED	KALEX	294.2	294.2	293.4	293.4	292.6	293.6	294.2
3 Sergio GARCIA	SPA	BOSCOSCURO	293.4	291.8	290.3	290.3	289.5	290.8	293.4
18 Manuel GONZALEZ	SPA	KALEX	293.4	291.8	291.8	291.1	291.1	291.6	293.4
24 Marcos RAMIREZ	SPA	KALEX	293.4	291.8	291.8	291.1	291.1	291.7	293.4
62 Stefano MANZI	ITA	KALEX	293.4	292.6	287.2	284.2	281.2	286.6	293.4
5 Jaume MASIA	SPA	KALEX	292.6	292.6	291.8	291.8	291.8	292.1	292.6
34 Mario AJI	INA	KALEX	292.6	291.8	291.8	291.1	291.1	291.5	292.6
81 Senna AGIUS	AUS	KALEX	292.6	292.6	292.6	292.6	292.6	292.6	292.6
4 Simone CORSI	ITA	KALEX	291.8	291.1	288.7	288.7	288.0	289.4	291.8
6 Andrea MIGNO	ITA	KALEX	291.8	291.1	290.3	289.5	289.5	290.4	291.8
54 Fermin ALDEGUER	SPA	BOSCOSCURO	291.8	291.8	291.1	290.3	289.5	290.3	291.8
17 Daniel MUÑOZ	SPA	KALEX	291.1	291.1	291.1	291.1	291.1	291.1	291.1
21 Alonso LOPEZ	SPA	BOSCOSCURO	291.1	291.1	290.3	290.3	290.3	290.5	291.1
7 Barry BALTUS	BEL	KALEX	290.3	288.7	288.0	288.0	287.2	288.1	290.3
11 Alex ESCRIG	SPA	FORWARD	290.3	288.7	288.7	288.7	288.0	288.4	290.3
35 Somkiat CHANTRA	THA	KALEX	289.5	288.7	287.2	287.2	287.2	288.0	289.5
43 Xavier ARTIGAS	SPA	FORWARD	289.5	288.0	288.0	287.2	287.2	287.9	289.5

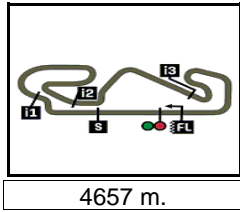
These data/results cannot be reproduced, stored and/or transmitted in whole or in part by any manner of electronic, mechanical, photocopying, recording, broadcasting or otherwise now known or herein after developed without the previous express consent by the copyright owner, except for reproduction in daily press and regular printed publications on sale to the public within 60 days of the event related to those data/results and always provided that copyright symbol appears together as follows below.

© DORNA, 2024

Official MotoGP Timing by TISSOT  
www.motogp.com



Barcelona, Friday, November 15, 2024



4657 m.

## MOTUL SOLIDARITY GRAND PRIX OF BARCELONA

## Free Practice

## Chronological Analysis of Performances

5

\* Lap / Sector time cancelled

T1 Time from finish line to 1st intermediate

T3 Time from 2nd intermed. to 3rd intermed.

P Crossing the finish line in pit lane

T2 Time from 1st intermed. to 2nd intermed.

T4 Time from 3rd intermediate to finish line

Lap	Lap Time	T1	T2	T3	T4	Speed	Lap	Lap Time	T1	T2	T3	T4	Speed	
<b>1st</b>	<b>44</b>	<b>Aron CANET</b> Fantic Racing SPA						7	1'45.374 *	18.313	32.933	21.898	32.230	294.2
		Runs=2 Total laps=18 Full laps=15 Valid laps=12						8	<b>1'44.602</b>	18.217	32.647	21.659	32.079	295.0
1	2'42.971 *	20.882	34.281	22.861*	32.570	172.5	9	<b>1'44.803</b>	18.188	32.792	21.673	32.150	295.0	
2	1'45.359 *	18.659	32.820	21.866*	32.014	293.4	10	<b>1'44.889</b>	18.261	32.683	21.717	32.228	295.0	
3	1'45.341 *	18.298	33.102	22.065	31.876*	292.6	11	<b>1'44.831</b>	18.287	32.640	21.769	32.135	293.4	
4	<b>1'44.250</b>	18.212	32.609	21.680	31.749	<b>295.8</b>	12	<b>1'44.916</b>	18.170	32.740	21.781	32.225	295.0	
5	<b>1'44.145</b>	18.074	32.674	21.614	31.783	293.4	13	<b>1'44.993</b>	18.217	32.814	21.792	32.170	291.8	
6	<b>1'44.222</b>	18.119	32.536	21.611	31.956	291.8	14	2'00.187 P	19.00*	34.598	23.673	42.914	291.1	
7	1'44.276 *	18.152	32.674	21.604*	31.846*	295.0	15	6'11.518	19.312	33.916	22.328	32.950	192.8	
8	<b>1'44.728</b>	18.091	32.552	21.772	32.313	291.8	16	<b>1'44.128</b>	18.393	32.458	21.565	<b>31.712</b>	293.4	
9	<b>1'44.401</b>	18.297	32.656	21.652	31.796	291.8	17	<b>1'43.621</b>	<b>17.949</b>	32.255	21.519	31.898	294.2	
10	<b>1'44.082</b>	18.118	32.539	21.617	31.808	291.8	18	<b>1'43.750</b>	17.992	<b>32.245</b>	21.559	31.954	293.4	
11	<b>1'44.805</b>	18.164	33.012	21.672	31.957	290.3	19	1'45.902 *	18.48*	33.349	21.985	32.086	294.2	
12	<b>1'44.086</b>	18.094	32.589	21.486	31.917	291.1	20	<b>1'44.244</b>	18.158	32.584	<b>21.510</b>	31.992	293.4	
13	<b>1'43.887</b>	17.957	32.573	21.505	31.852	291.8								
14	1'59.859 P	19.93*	34.266	22.476	43.181	288.0	<b>4th</b>	<b>21</b>	<b>Alonso LOPEZ</b> Sync SpeedUp SPA					
15	9'52.363	24.998	32.706	21.452	31.531	96.6			Runs=3 Total laps=18 Full laps=13 Valid laps=10					
16	<b>1'43.046</b>	18.040	<b>32.197</b>	<b>21.332</b>	<b>31.477</b>	291.8	1	1'53.305	20.173	34.850	22.773	33.623	197.0	
17	<b>1'42.998</b>	<b>17.834</b>	32.236	21.437	31.491	292.6	2	<b>1'47.367</b>	18.609	33.584	22.142	33.032	288.0	
18	<b>1'48.208</b>	17.976	32.351	23.175	34.706	291.1	3	1'47.577 *	19.171	33.291	<b>22.107*</b>	33.008	288.0	
							4	<b>1'45.570</b>	18.392	32.841	21.807	32.530	288.7	
<b>2nd</b>	<b>54</b>	<b>Fermin ALDEGUER</b> Sync SpeedUp SPA						5	<b>1'45.034</b>	18.290	32.759	21.693	32.292	290.3
		Runs=2 Total laps=14 Full laps=11 Valid laps=10						6	1'46.333 *	18.191	33.184	<b>22.275*</b>	<b>32.683*</b>	290.3
1	4'07.336 *	22.765	34.920	22.554	33.047*	170.8	7	<b>1'45.004</b>	18.366	32.659	21.653	32.326	<b>291.1</b>	
2	<b>1'46.672</b>	18.813	33.597	22.279	31.983	289.5	8	1'54.519 P	18.246	<b>32.624</b>	21.674	<b>41.975</b>	289.5	
3	<b>1'45.205</b>	18.427	32.971	21.867	31.940	289.5	9	6'12.034	19.499	33.692	22.085	32.616	191.8	
4	<b>1'45.043</b>	18.443	32.710	21.657	32.233	289.5	10	<b>1'45.338</b>	18.305	32.967	21.839	32.227	288.7	
5	<b>1'44.369</b>	18.245	32.551	21.717	31.856	<b>291.8</b>	11	1'44.979 *	18.234	32.753	21.614	32.378*	289.5	
6	1'44.679 *	18.420	32.702	21.655	31.902	287.2	12	1'57.875 P	18.185	33.415	<b>22.231*</b>	<b>44.044</b>	289.5	
7	<b>1'44.398</b>	18.177	32.665	21.581	31.975	290.3	13	5'53.349 *	18.313	33.158	21.679	32.148*	200.3	
8	<b>1'44.284</b>	18.232	32.586	21.574	31.892	288.7	14	<b>1'43.987</b>	18.090	32.378	21.487	32.032	290.3	
9	<b>1'44.291</b>	18.190	32.579	21.549	31.973	288.7	15	<b>1'43.654</b>	17.971	<b>32.376</b>	<b>21.409</b>	31.898	290.3	
10	1'59.354 P	18.75*	34.780	22.883	42.941	289.5	16	<b>1'43.884</b>	18.017	32.512	21.465	<b>31.890</b>	290.3	
11	11'59.214	19.504	34.307	22.020	31.939	201.1	17	<b>1'43.973</b>	<b>17.962</b>	32.568	21.439	32.004	291.1	
12	<b>1'43.268</b>	18.049	32.367	<b>21.351</b>	<b>31.501</b>	291.8	18	<b>1'47.871</b>	18.079	33.662	23.017	33.113	289.5	
13	<b>1'43.198</b>	<b>17.963</b>	<b>32.240</b>	21.387	31.608	289.5								
14	<b>1'43.536</b>	18.018	32.323	21.436	31.759	291.1	<b>5th</b>	<b>24</b>	<b>Marcos RAMIREZ</b> OnlyFans American R SPA					
									Runs=2 Total laps=20 Full laps=17 Valid laps=13					
<b>3rd</b>	<b>14</b>	<b>Tony ARBOLINO</b> Elf Marc VDS Racing ITA						1	1'58.105	20.341	36.307	23.093	35.550	184.9
		Runs=2 Total laps=20 Full laps=17 Valid laps=15						2	1'49.972 *	20.151	34.158	<b>22.536*</b>	33.127	289.5
1	2'49.740	20.646	35.077	22.490	32.765	162.6	3	<b>1'47.148</b>	18.806	33.404	22.093	32.845	290.3	
2	<b>1'46.939</b>	18.826	33.659	22.055	32.399	291.8	4	<b>1'46.041</b>	18.612	33.084	21.935	32.410	290.3	
3	<b>1'46.353</b>	18.611	33.200	22.139	32.403	294.2	5	<b>1'48.265</b>	18.390	34.136	23.270	32.469	290.3	
4	<b>1'45.359</b>	18.381	32.922	21.929	32.127	294.2	6	<b>1'45.404</b>	18.435	33.050	21.775	32.144	291.1	
5	<b>1'45.145</b>	18.347	32.934	21.769	32.095	<b>295.0</b>	7	<b>1'44.794</b>	18.258	32.837	21.688	32.011	291.1	
6	<b>1'45.073</b>	18.270	32.855	21.772	32.176	292.6	8	1'48.364 *	19.32*	34.232	22.189	32.615	290.3	

**Fastest Lap:** Aron CANET Fantic Racing SPA **1'42.998** 17.834 32.236 21.437 31.491

These data/results cannot be reproduced, stored and/or transmitted in whole or in part by any manner of electronic, mechanical, photocopying, recording, broadcasting or otherwise now known or herein after developed without the previous express consent by the copyright owner, except for reproduction in daily press and regular printed publications on sale to the public within 60 days of the event related to those data/results and always provided that copyright symbol appears together as follows below.  
© DORNA, 2024

# Free Practice

# Moto2

Lap	Lap Time	T1	T2	T3	T4	Speed	Lap	Lap Time	T1	T2	T3	T4	Speed
<b>6th 96 Jake DIXON</b> CFMOTO Inde Aspar GBR Runs=2 Total laps=18 Full laps=15 Valid laps=13													
1	2'42.329	20.538	36.247	23.012	33.064	184.3							
2	1'47.156 *	19.29*	33.588	21.787*	32.490	291.8							
3	1'44.762	18.411	32.644	21.641	32.066	291.8							
4	1'44.150	18.310	32.492	21.575	31.773	294.2							
5	1'44.184	18.248	32.606	21.469	31.861	295.8							
6	1'43.820	18.175	32.364	21.511	31.770	295.0							
7	1'44.702 *	18.213	32.765	21.686	32.038	296.7							
8	1'44.746	18.110	32.317	21.641	32.678	294.2							
9	1'44.331	18.045	32.494	21.676	32.116	294.2							
10	1'43.848	18.012	32.458	21.462	31.916	295.0							
11	1'44.224	18.090	32.456	21.536	32.142	297.5							
12	1'44.338	18.227	32.534	21.544	32.033	289.5							
13	1'44.313	18.158	32.605	21.565	31.985	292.6							
14	1'59.579 P	18.169	35.774	22.883	42.753	293.4							
15	10'08.908	21.441	35.467	23.184	32.794	149.7							
16	1'45.586	18.549	32.877	21.804	32.356	291.8							
17	1'45.772	18.504	32.731	21.603	32.934	291.1							
18	1'44.286	18.212	32.661	21.505	31.908	291.1							
<b>9th 35 Somkiat CHANTRA</b> IDEMITSU Honda Tea THA Runs=2 Total laps=19 Full laps=16 Valid laps=15													
1	2'36.636	22.912	34.369	22.759	33.067	171.7							
2	1'45.986	18.519	32.930	22.012	32.525	284.2							
3	1'45.224	18.404	32.749	21.843	32.228	286.4							
4	1'45.328	18.386	32.693	21.929	32.320	287.2							
5	1'45.492	18.438	32.766	21.971	32.317	285.7							
6	1'45.187	18.377	32.784	21.832	32.194	285.7							
7	1'44.665 *	18.213	32.667	21.687*	32.098*	287.2							
8	1'45.724	18.316	33.056	21.977	32.375	289.5							
9	1'44.810	18.274	32.704	21.742	32.090	285.7							
10	1'44.431	18.135	32.602	21.648	32.046	286.4							
11	2'00.008 P	19.37*	34.881	22.549	43.205	285.7							
12	8'38.279 *	22.464	34.444	22.198	32.339*	149.3							
13	1'44.662	18.379	32.570	21.782	31.931	284.2							
14	1'44.108	18.161	32.468	21.614	31.865	286.4							
15	1'44.139	18.153	32.436	21.640	31.910	285.7							
16	1'44.976	18.189	32.597	21.852	32.338	284.9							
17	1'49.701	18.229	32.627	21.627	37.218	286.4							
18	1'47.979	18.269	32.618	22.934	34.158	287.2							
19	1'44.468	18.232	32.565	21.570	32.101	288.7							
<b>10th 12 Filip SALAC</b> Elf Marc VDS Racing CZE Runs=2 Total laps=17 Full laps=14 Valid laps=13													
1	2'25.399	22.083	35.042	22.324	33.803	163.1							
2	1'46.253	18.575	33.172	21.988	32.518	294.2							
3	1'45.623	18.442	32.995	21.837	32.349	295.8							
4	1'44.977	18.193	32.846	21.668	32.270	295.0							
5	1'44.967	18.180	32.767	21.730	32.290	295.8							
6	1'45.047	18.196	32.878	21.697	32.276	294.2							
7	1'44.986 *	18.073	32.753	21.773	32.387	294.2							
8	1'44.652	18.102	32.706	21.574	32.270	292.6							
9	1'44.613	18.000	32.771	21.576	32.266	292.6							
10	1'57.137 P	18.115	33.178	21.932	43.912	293.4							
11	11'27.512	21.462	34.720	21.908	32.540	196.0							

**Fastest Lap:** Aron CANET Fantic Racing SPA **1'42.998** 17.834 32.236 21.437 31.491

These data/results cannot be reproduced, stored and/or transmitted in whole or in part by any manner of electronic, mechanical, photocopying, recording, broadcasting or otherwise now known or herein after developed without the previous express consent by the copyright owner, except for reproduction in daily press and regular printed publications on sale to the public within 60 days of the event related to those data/results and always provided that copyright symbol appears together as follows below.  
© DORNA, 2024



# Free Practice

# Moto2

Lap	Lap Time	T1	T2	T3	T4	Speed	Lap	Lap Time	T1	T2	T3	T4	Speed
12	1'44.603	18.107	32.853	21.574	32.069	291.1	8	1'48.874	18.286	33.548	21.912	35.128	288.7
13	1'44.110	17.985	32.680	21.423	32.022	293.4	9	1'45.452	18.267	33.004	21.845	32.336	288.7
14	1'44.124	17.858	32.603	21.547	32.116	293.4	10	1'45.282	18.318	32.822	21.764	32.378	288.7
15	1'44.169	17.939	32.635	21.546	32.049	292.6	11	1'45.057	18.253	32.828	21.716	32.260	288.7
16	1'44.457	17.927	32.837	21.579	32.114	293.4	12	1'45.158	18.183	32.995	21.708	32.272	288.7
17	1'44.313	18.092	32.676	21.469	32.076	295.0	13	1'45.140 *	18.196	32.883	21.734*	32.327	288.7
<b>11th 18 Manuel GONZALEZ</b> Gresini Moto2 SPA							<b>14th 34 Mario AJI</b> IDEMITSU Honda Tea INA						
Runs=2 Total laps=17 Full laps=14 Valid laps=11							Runs=2 Total laps=20 Full laps=17 Valid laps=9						
1	2'40.894 *	20.621	34.993	22.419*	32.983	177.6	1	2'37.200	19.016	34.111	22.673	32.784	188.1
2	1'46.945	18.897	33.317	22.086	32.645	288.7	2	1'45.994 *	18.23*	33.397	21.819*	32.540	288.7
3	1'47.084	18.453	33.667	22.067	32.897	290.3	3	1'45.047	18.294	32.665	21.809	32.279	290.3
4	1'44.556	18.308	32.600	21.705	31.943	291.8	4	1'45.354	18.251	32.657	22.008	32.438	291.1
5	1'44.610	18.171	32.693	21.730	32.016	291.8	5	1'45.582 *	18.281	32.820	21.802	32.679*	291.1
6	1'44.131	18.022	32.603	21.599	31.907	291.1	6	1'45.098	18.273	32.769	21.803	32.253	289.5
7	1'45.586 *	18.22*	32.964	22.111*	32.288*	290.3	7	1'44.613 *	18.124	32.711	21.700*	32.078*	288.7
8	1'44.277	18.002	32.613	21.701	31.961	290.3	8	1'47.183	18.201	34.021	22.156	32.805	291.1
9	1'44.264	18.021	32.503	21.783	31.957	290.3	9	1'44.633	18.198	32.664	21.673	32.098	291.8
10	1'54.469 P	18.058	33.101	21.973	41.337	290.3	10	1'44.657 *	18.105	32.665	21.662	32.225*	292.6
11	1'38.165	18.829	33.565	21.984	32.465	193.5	11	1'49.138 *	19.92*	34.139	22.165	32.905	289.5
12	1'44.479	18.173	32.673	21.634	31.999	288.0	12	1'45.788 *	18.376	33.065	21.799	32.548*	287.2
13	1'44.103 *	18.013	32.579	21.585	31.926*	291.1	13	1'45.829 *	18.203	33.153	21.779*	32.694*	287.2
14	1'44.037 *	17.993	32.511	21.557*	31.976*	291.1	14	1'45.712	18.299	32.986	21.876	32.551	287.2
15	1'49.009	18.990	33.353	21.644	35.022	291.1	15	1'52.127 *	18.485	35.400	23.492	34.750*	286.4
16	1'44.271	18.012	32.584	21.613	32.062	293.4	16	1'57.763 P	18.543	33.351	21.962	43.907	288.0
17	1'44.345	18.081	32.535	21.581	32.148	290.3	17	5'51.834 *	20.455	33.456	21.834	32.183*	159.5
<b>12th 81 Senna AGIUS</b> Liqui Moly Husqvarna AUS							<b>15th 7 Barry BALTUS</b> RW-Idrofoglia Racing BEL						
Runs=2 Total laps=17 Full laps=14 Valid laps=12							Runs=2 Total laps=9 Full laps=6 Valid laps=8						
1	2'27.894	19.328	34.969	22.845	33.051	195.6	1	1'53.592	19.412	34.391	22.552	33.060	196.7
2	1'47.372	19.177	33.411	22.275	32.509	292.6	2	1'46.963 *	18.533	33.482	22.184*	32.764	288.0
3	1'45.619	18.491	33.025	21.857	32.246	291.1	3	1'46.453	19.096	33.133	22.029	32.195	287.2
4	1'45.274	18.342	32.952	21.859	32.121	291.8	4	1'44.927	18.368	32.790	21.778	31.991	286.4
5	1'45.293	18.367	32.915	21.916	32.095	291.8	5	1'44.639	18.180	32.680	21.773	32.006	288.0
6	1'45.374	18.372	32.985	21.821	32.196	290.3	6	1'44.536	18.281	32.591	21.666	31.998	287.2
7	1'45.824 *	18.460	32.867	22.087	32.410	290.3	unfinished	unfinished	18.187	32.602	21.649		287.2
8	1'44.929	18.169	32.784	21.764	32.212	292.6	7	1'48.452	19.681	34.619	22.001	32.151	194.2
9	1'45.491	18.216	32.755	22.059	32.461	291.1	8	1'44.938	18.362	32.634	21.657	32.285	290.3
10	1'56.673 P	19.42*	33.928	22.329	40.994	291.8	9	1'44.330	18.333	32.486	21.614	31.897	288.7
11	1'27.684	20.109	34.498	22.091	32.127	163.1	<b>16th 17 Daniel MUÑOZ</b> Preicanos Racing Tea SPA						
12	1'44.565	18.138	32.718	21.818	31.891	292.6	Runs=2 Total laps=19 Full laps=16 Valid laps=14						
13	1'44.261 *	18.116	32.576	21.632	31.937*	291.8	1	1'57.356	19.487	34.991	22.999	34.099	199.6
14	1'44.388	18.177	32.682	21.679	31.850	288.7	2	1'47.908	19.016	33.546	22.349	32.997	290.3
15	1'44.241	18.027	32.671	21.603	31.940	291.8	3	1'46.380	18.557	33.146	22.080	32.597	289.5
16	1'44.178	17.957	32.543	21.795	31.883	292.6	4	1'46.092	18.487	33.048	22.036	32.521	290.3
17	1'48.627	18.077	34.120	22.735	33.695	292.6	5	1'45.758	18.443	32.942	21.898	32.475	291.1
<b>13th 3 Sergio GARCIA</b> MT Helmets - MSI SPA							<b>14th 17 Daniel MUÑOZ</b> Preicanos Racing Tea SPA						
Runs=2 Total laps=18 Full laps=15 Valid laps=11							Runs=2 Total laps=19 Full laps=16 Valid laps=14						
1	2'31.710	36.083	34.633	22.843	33.476	180.6	6	1'45.581	18.373	32.840	22.002	32.366	289.5
2	1'46.335 *	18.437	33.042	22.060	32.796*	288.7	<b>Fastest Lap:</b> Aron CANET Fantic Racing SPA 1'42.998 17.834 32.236 21.437 31.491						
3	1'45.520	18.320	32.840	21.897	32.463	289.5	These data/results cannot be reproduced, stored and/or transmitted in whole or in part by any manner of electronic, mechanical, photocopying, recording, broadcasting or otherwise now known or herein after developed without the previous express consent by the copyright owner, except for reproduction in daily press and regular printed publications on sale to the public within 60 days of the event related to those data/results and always provided that copyright symbol appears together as follows below.						
4	1'45.297	18.256	32.797	21.888	32.356	289.5	© DORNA, 2024						
5	1'56.499 *	18.99*	38.557	23.117	35.826	290.3	Official MotoGP Timing by TISSOT						
6	1'46.092	18.256	33.263	21.895	32.678	291.8	www.motogp.com						
7	1'49.748 *	18.71*	36.007	22.212	32.818	293.4	Barcelona, Friday, November 15, 2024						

Official MotoGP Timing by TISSOT  
www.motogp.com



## Free Practice

## Moto2

Lap	Lap Time	T1	T2	T3	T4	Speed	Lap	Lap Time	T1	T2	T3	T4	Speed
7	<b>1'45.379</b>	18.273	32.860	21.905	32.341	291.1	5	<b>1'44.781</b>	18.195	32.629	21.724	32.233	295.8
8	<b>1'47.269</b>	18.844	33.624	22.171	32.630	289.5	6	<b>1'44.378</b>	18.084	32.464	21.619	32.211	292.6
9	<b>1'45.877</b>	18.407	33.052	21.838	32.580	288.7	7	1'44.982 *	18.192	32.738	21.846	32.206	292.6
10	1'55.557 P	18.495	32.990	22.171	41.901	288.7	8	1'59.414 P	18.158	34.907	23.432	42.917	294.2
11	9'40.786 *	19.728	33.244	21.923	32.214*	186.5	9	15'18.997	33.543	34.439	22.413	32.920	182.1
12	<b>1'44.387</b>	18.274	32.435	21.678	32.000	288.7	10	<b>1'46.366</b>	18.367	33.167	21.993	32.839	290.3
13	<b>1'44.355</b>	18.189	32.361	21.572	32.233	290.3	11	<b>1'45.316</b>	18.353	32.911	21.706	32.346	291.8
14	<b>1'44.368</b>	18.121	32.496	21.711	32.040	291.1	12	<b>1'44.964</b>	18.222	32.846	21.674	32.222	291.8
15	<b>1'44.529</b>	18.186	32.509	21.604	32.230	290.3	13	<b>1'44.911</b>	18.164	32.913	21.745	32.089	292.6
16	<b>1'44.580</b>	18.188	32.646	21.628	32.118	290.3	14	<b>1'44.441</b>	18.137	32.567	21.620	32.117	291.8
17	<b>1'47.110</b>	18.305	32.913	22.715	33.177	291.1	15	<b>1'44.376</b>	18.119	32.623	21.589	32.045	292.6
18	1'44.572 *	18.148	32.491	21.704*	32.229	291.1							
19	1'48.797 *	18.394	34.375	22.838	33.190*	289.5							

17th 28		Izan GUEVARA		CFMOTO Inde Aspar		SPA	
Runs=3	Total laps=16	Full laps=11	Valid laps=7				
1	2'26.437	21.655	34.724	22.509	33.302	182.7	
2	<b>1'45.902</b>	18.559	33.094	21.920	32.329	295.0	
3	1'45.333 *	18.345	32.823	21.780	32.385*	295.0	
4	<b>1'45.404</b>	18.173	32.903	21.773	32.555	295.8	
5	<b>1'45.278</b>	18.270	32.875	21.766	32.367	294.2	
6	<b>1'45.192</b>	18.185	32.791	21.930	32.286	295.0	
7	1'48.801 *	19.36*	35.162	21.887	32.387	297.5	
8	1'56.635 P	18.199	32.785	21.703	43.948	293.4	
9	7'35.557	19.551	34.069	22.231	32.701	187.8	
10	1'46.007 *	18.235	33.134*	22.130*	32.508	289.5	
11	1'55.313 P	18.291	33.197	21.827	41.998	289.5	
12	7'47.828	19.343	34.061	22.224	32.577	199.6	
13	<b>1'44.420</b>	18.017	32.681	21.658	32.064	291.8	
14	<b>1'44.355</b>	18.011	32.600	21.605	32.139	293.4	
15	<b>1'49.205</b>	18.354	35.836	22.801	32.214	296.7	
16	1'44.776 *	18.047	32.673	21.539	32.517*	295.0	

18th 62		Stefano MANZI		Yamaha VR46 Master		ITA	
Runs=3	Total laps=14	Full laps=9	Valid laps=5				
1	2'33.812	21.122	35.626	22.957	33.288	193.5	
2	1'47.181 *	19.120	33.495	21.990*	32.576	287.2	
3	1'46.817 *	18.664	33.503	22.050*	32.600*	284.2	
4	1'45.938 *	18.921	32.849	21.806	32.362*	276.2	
5	<b>1'45.528</b>	18.473	32.833	21.606	32.616	281.2	
6	<b>1'45.082</b>	18.508	32.822	21.650	32.102	280.5	
7	<b>1'44.570</b>	18.267	32.736	21.651	31.916	280.5	
8	1'45.636 *	18.399	33.308	21.707	32.222*	281.2	
9	1'58.129 P	18.658	32.829	22.039*	44.603	272.0	
10	11'04.693 *	20.535	33.608	22.273*	32.389*	167.1	
11	1'55.577 P	19.045	32.847	22.043	41.642	266.0	
12	7'59.097 *	21.088	33.048	21.740*	32.000	160.2	
13	<b>1'44.479</b>	18.331	32.658	21.510	31.980	293.4	
14	<b>1'44.360</b>	18.101	32.618	21.500	32.141	292.6	

19th 75		Albert ARENAS		Gresini Moto2		SPA	
Runs=2	Total laps=15	Full laps=12	Valid laps=11				
1	2'32.073	22.222	35.275	22.802	33.699	149.5	
2	<b>1'46.359</b>	18.573	33.278	22.000	32.508	291.8	
3	<b>1'45.317</b>	18.399	32.790	21.871	32.257	295.0	
4	<b>1'45.518</b>	18.367	32.793	21.842	32.516	295.8	

20th 79		Ai OGURA		MT Helmets - MSI		JPN	
Runs=2	Total laps=19	Full laps=16	Valid laps=9				
1	2'48.866	33.659	35.782	22.914	33.576	201.4	
2	<b>1'47.618</b>	19.057	33.761	22.164	32.636	291.8	
3	1'46.422 *	18.488	33.402	22.133	32.399*	292.6	
4	<b>1'45.315</b>	18.255	33.006	21.750	32.304	291.8	
5	<b>1'45.194</b>	18.325	32.914	21.716	32.239	291.8	
6	<b>1'44.973</b>	18.192	32.875	21.696	32.210	292.6	
7	1'45.297 *	18.240	33.056	21.711*	32.290*	292.6	
8	<b>1'44.583</b>	18.097	32.824	21.607	32.055	293.4	
9	1'44.712 *	18.219	32.853	21.515	32.125*	295.0	
10	<b>1'44.638</b>	18.042	32.666	21.546	32.384	294.2	
11	1'45.001 *	18.188	32.786	21.785*	32.242*	295.0	
12	1'46.059 *	18.065	33.969	21.793	32.232*	295.8	
13	<b>1'44.377</b>	18.050	32.713	21.534	32.080	295.0	
14	2'04.418 P	19.346	36.433	22.857	45.782	276.2	
15	8'08.208	19.527	34.229	22.067	34.896	194.2	
16	1'46.037 *	18.413	33.390	21.787	32.447*	292.6	
17	1'44.796 *	18.124	32.892	21.593	32.187*	293.4	
18	<b>1'44.815</b>	18.108	32.898	21.581	32.228	293.4	
19	<b>1'45.000</b>	18.064	32.771	21.557	32.608	292.6	

21st 84		Zonta VD GOORBE		RW-Idrofoglia Racing		NED	
Runs=2	Total laps=18	Full laps=15	Valid laps=9				
1	2'15.150	19.722	35.067	23.339	33.968	197.0	
2	1'48.354 *	19.156	33.878	22.422*	32.898	287.2	
3	1'46.906 *	18.684	33.288	22.313*	32.621	288.7	
4	<b>1'45.659</b>	18.523	32.927	22.044	32.165	288.0	
5	<b>1'45.246</b>	18.469	32.821	21.895	32.061	288.0	
6	1'45.079 *	18.366	32.816	21.831*	32.066	288.7	
7	1'44.959 *	18.310	32.716	21.792*	32.141	288.7	
8	1'48.387 *	19.22*	35.172	21.811	32.182	287.2	
9	<b>1'44.727</b>	18.256	32.624	21.745	32.102	290.3	
10	1'57.928 P	18.372	34.541	22.573	42.442	288.7	
11	9'34.100	19.731	33.709	22.441	32.464	187.8	
12	1'48.161 *	20.27*	33.767	21.872	32.251	288.7	
13	<b>1'47.931</b>	18.263	32.791	22.802	34.075	289.5	
14	<b>1'45.252</b>	18.420	32.790	21.833	32.209	294.2	
15	<b>1'44.907</b>	18.207	32.645	21.739	32.316	294.2	
16	<b>1'44.459</b>	18.192	32.665	21.646	31.956	292.6	
17	<b>1'44.720</b>	18.110	32.715	21.622	32.273	293.4	
18	<b>1'44.381</b>	18.117	32.580	21.612	32.072	293.4	

<b>Fastest Lap:</b>	Aron CANET	Fantic Racing	SPA	<b>1'42.998</b>	17.834	32.236	21.437	31.491
---------------------	------------	---------------	-----	-----------------	--------	--------	--------	--------

These data/results cannot be reproduced, stored and/or transmitted in whole or in part by any manner of electronic, mechanical, photocopying, recording, broadcasting or otherwise now known or herein after developed without the previous express consent by the copyright owner, except for reproduction in daily press and regular printed publications on sale to the public within 60 days of the event related to those data/results and always provided that copyright symbol appears together as follows below.  
© DORNA, 2024

# Free Practice

# Moto2

Lap	Lap Time	T1	T2	T3	T4	Speed	Lap	Lap Time	T1	T2	T3	T4	Speed	
<b>22nd</b>	<b>10</b>	<b>Diogo MOREIRA</b>					Italtrans Racing Team BRA	14	<b>1'45.401</b>	18.292	32.848	21.805	32.456	293.4
		Runs=3	Total laps=16	Full laps=11	Valid laps=7		15	<b>1'47.584</b>	19.281	34.106	21.797	32.400	293.4	
							16	<b>1'45.494</b>	18.185	33.098	21.707	32.504	294.2	
<b>25th</b>	<b>20</b>	<b>Xavi CARDELUS</b>					Fantic Racing AND	1	1'57.116	19.103	34.636	22.950	33.725	203.0
		Runs=2	Total laps=19	Full laps=16	Valid laps=12		2	1'51.466 *	20.11 *	35.339	22.260	33.748*	289.5	
							3	<b>1'46.820</b>	18.717	33.162	22.116	32.825	288.7	
							4	<b>1'46.291</b>	18.739	32.995	22.042	32.515	293.4	
							5	1'45.822 *	18.383	32.940	21.940*	32.559	292.6	
							6	<b>1'45.668</b>	18.225	32.978	21.934	32.531	290.3	
							7	<b>1'47.260</b>	18.242	33.443	22.925	32.650	291.1	
							8	<b>1'46.150</b>	18.417	33.011	22.059	32.663	291.8	
							9	<b>1'47.746</b>	18.468	33.083	21.963	34.232	289.5	
							10	1'57.192 P	18.601	33.217	22.165	43.209	291.1	
							11	8'58.437	21.639	34.460	22.187	32.805	151.2	
							12	<b>1'45.785</b>	18.446	32.947	21.924	32.468	289.5	
							13	<b>1'45.513</b>	18.392	32.822	21.905	32.394	290.3	
							14	<b>1'49.923</b>	18.413	35.534	23.091	32.885	290.3	
							15	1'44.947	18.215	32.669	21.720	32.343	292.6	
							16	<b>1'45.192</b>	18.217	32.807	21.785	32.383	293.4	
							17	1'45.186 *	18.249	32.810	21.778	32.349*	294.2	
							18	<b>1'51.604</b>	18.259	32.979	21.911	38.455	292.6	
							19	1'45.859 *	18.288	32.905	21.778	32.888*	293.4	
<b>23rd</b>	<b>53</b>	<b>Deniz ÖNCÜ</b>					Red Bull KTM Ajo TUR	1	2'45.957	19.747	34.843	22.942	33.867	203.3
		Runs=2	Total laps=19	Full laps=16	Valid laps=13		2	<b>1'46.020</b>	18.593	33.138	21.931	32.358	288.7	
							3	1'46.455 *	18.359	33.046	22.437*	32.613	291.8	
							4	<b>1'44.900</b>	18.128	32.692	21.733	32.347	293.4	
							5	<b>1'45.585</b>	18.427	33.103	21.770	32.285	292.6	
							6	<b>1'44.576</b>	18.008	32.737	21.597	32.234	295.0	
							7	1'47.932 *	18.259	34.009	22.595	33.069	295.8	
							8	<b>1'45.633</b>	18.252	33.053	22.040	32.288	293.4	
							9	<b>1'45.018</b>	18.157	32.856	21.693	32.312	291.8	
							10	<b>1'45.377</b>	18.214	32.900	21.895	32.368	292.6	
							11	<b>1'45.008</b>	18.119	32.852	21.689	32.348	291.8	
							12	1'55.819 P	18.079	32.888	21.888	42.964	294.2	
							13	7'13.409	19.641	35.654	22.158	33.212	201.4	
							14	<b>1'44.690</b>	18.305	32.598	21.708	32.079	291.8	
							15	<b>1'47.961</b>	18.050	32.407	21.512	35.992	294.2	
							16	1'44.561	18.053	32.686	21.638	32.184	293.4	
							17	1'45.905 *	17.989	32.793	22.555*	32.568	295.0	
							18	<b>1'44.843</b>	18.034	32.753	21.815	32.241	293.4	
							19	<b>1'44.698</b>	18.016	32.773	21.557	32.352	295.0	
<b>24th</b>	<b>71</b>	<b>Dennis FOGGIA</b>					Italtrans Racing Team ITA	1	2'23.552	25.297	37.406	23.083	33.649	132.5
		Runs=2	Total laps=16	Full laps=13	Valid laps=8		2	1'53.082 *	21.05*	34.356	22.150	35.518	292.6	
							3	1'53.109 *	23.32*	35.340	21.858	32.591	294.2	
							4	1'46.504 *	18.53*	33.422	21.873	32.678	293.4	
							5	1'48.521 *	20.19*	33.714	22.063	32.546	293.4	
							6	<b>1'46.581</b>	18.597	33.363	21.890	32.731	295.0	
							7	1'50.418 *	19.055	36.228	22.210*	32.925*	292.6	
							8	<b>1'46.129</b>	18.435	33.245	21.891	32.558	293.4	
							9	2'02.195 P	18.428	36.324	23.391	44.052	292.6	
							10	13'07.891	18.699	33.790	21.899	32.418	205.7	
							11	<b>1'44.994</b>	18.375	32.890	21.579	32.150	291.8	
							12	1'44.809	18.254	32.716	21.604	32.235	291.1	
							13	<b>1'44.961</b>	18.122	32.884	21.610	32.345	293.4	
<b>27th</b>	<b>11</b>	<b>Alex ESCRIG</b>					KLINT Forward Factor SPA	1	2'33.455	21.114	37.352	23.593	36.090	195.2
		Runs=2	Total laps=18	Full laps=15	Valid laps=9		2	1'51.026 *	19.06*	35.220	22.848	33.889*	287.2	
							3	<b>1'48.912</b>	19.041	34.083	22.542	33.246	288.7	
							4	1'48.908 *	19.07*	34.485	22.275	33.071	288.0	
							5	<b>1'48.082</b>	18.707	34.110	22.421	32.844	288.7	
							6	<b>1'47.211</b>	18.607	33.303	22.500	32.801	288.7	
							7	1'47.365 *	18.631	33.797	22.161	32.776	288.0	
							8	1'47.163 *	18.27*	33.826	22.174	32.893	290.3	
							9	1'57.640 P	18.474	33.188	22.023	43.955	288.0	

**Fastest Lap:** Aron CANET Fantic Racing SPA **1'42.998** 17.834 32.236 21.437 31.491

These data/results cannot be reproduced, stored and/or transmitted in whole or in part by any manner of electronic, mechanical, photocopying, recording, broadcasting or otherwise now known or herein after developed without the previous express consent by the copyright owner, except for reproduction in daily press and regular printed publications on sale to the public within 60 days of the event related to those data/results and always provided that copyright symbol appears together as follows below.  
© DORNA, 2024

# Free Practice

# Moto2

Lap	Lap Time	T1	T2	T3	T4	Speed	Lap	Lap Time	T1	T2	T3	T4	Speed
10	1'02.261	20.478	36.069	22.845	32.892	171.4	5	<b>1'50.294</b>	18.538	33.421	22.270	36.065	286.4
11	<b>1'45.809</b>	18.490	32.983	21.964	32.372	287.2	6	<b>1'46.441</b>	18.652	33.149	22.016	32.624	291.8
12	1'45.351 *	18.306	32.834	21.782	32.429*	287.2	7	1'46.596 *	18.463	33.386	22.048	32.699	287.2
13	1'46.188 *	18.09*	33.611	21.999	32.480	288.0	8	<b>1'46.128</b>	18.497	33.172	22.025	32.434	287.2
14	<b>1'45.900</b>	18.334	32.932	21.792	32.842	286.4	9	<b>1'45.895</b>	18.393	33.095	21.945	32.462	288.0
15	<b>1'45.406</b>	18.333	32.857	21.812	32.404	288.0	10	1'59.242 P	18.653	34.732	22.677	43.180	286.4
16	<b>1'45.168</b>	18.239	32.813	21.754	32.362	288.0	11	11'40.414	19.841	34.402	22.373	33.013	198.8
17	<b>1'46.890</b>	18.233	33.170	22.756	32.731	287.2	12	<b>1'47.490</b>	18.749	33.664	22.197	32.880	286.4
18	<b>1'45.760</b>	18.316	32.838	21.945	32.661	286.4	13	<b>1'46.846</b>	18.539	33.456	22.090	32.761	284.9
							14	<b>1'46.439</b>	18.481	33.313	22.014	32.631	285.7
							15	<b>1'46.945</b>	18.478	33.508	22.064	32.895	287.2
							16	<b>1'46.543</b>	18.530	33.277	22.030	32.706	291.1
							17	<b>1'46.718</b>	18.465	33.323	22.171	32.759	285.7

**28th 15 Darryn BINDER** Liqui Moly Husqvarna RSA  
Runs=2 Total laps=17 Full laps=14 Valid laps=10

1	2'24.467	20.659	35.087	22.828	33.664	191.1
2	<b>1'46.956</b>	19.026	33.274	22.061	32.595	289.5
3	1'45.283 *	18.553	32.848	21.739*	32.143	294.2
4	<b>1'45.454</b>	18.174	32.850	21.654	32.776	293.4
5	<b>1'45.486</b>	18.401	32.912	21.801	32.372	294.2
6	<b>1'45.297</b>	18.397	32.852	21.750	32.298	291.8
7	1'48.247 *	19.130	33.562	22.427	33.128*	291.8
8	<b>1'45.833</b>	18.522	33.287	21.775	32.249	288.0
9	1'45.944 *	18.138	33.146	21.957*	32.703	291.1
10	1'47.596 *	18.424	33.241	22.905	33.026*	288.0
11	1'58.975 P	18.367	34.257	23.616	42.735	288.0
12	11'01.627	22.058	34.112	22.413	33.067	154.2
13	<b>1'47.398</b>	18.496	33.616	22.315	32.971	288.0
14	<b>1'46.169</b>	18.366	33.176	21.912	32.715	290.3
15	<b>1'46.107</b>	18.263	33.317	21.855	32.672	290.3
16	<b>1'46.355</b>	18.323	33.261	21.948	32.823	290.3
17	<b>1'46.297</b>	18.375	33.398	21.858	32.666	289.5

**29th 43 Xavier ARTIGAS** KLINT Forward Factor SPA  
Runs=3 Total laps=17 Full laps=12 Valid laps=11

1	2'46.945	21.161	34.297	22.709	33.231	187.5
2	<b>1'47.242</b>	18.702	33.472	22.269	32.799	287.2
3	1'48.510 *	18.71*	34.432	22.246*	33.114*	288.0
4	<b>1'46.869</b>	18.900	33.297	22.013	32.659	284.9
5	<b>1'49.138</b>	19.548	33.908	22.480	33.202	289.5
6	1'58.489 P	18.703	33.540	22.301	43.945	284.9
7	6'06.192	19.648	33.980	22.349	33.015	148.7
8	<b>1'47.649</b>	18.724	33.444	22.388	33.093	284.2
9	<b>1'47.196</b>	18.768	33.407	22.150	32.871	282.7
10	<b>1'46.823</b>	18.627	33.365	22.003	32.828	283.4
11	<b>1'46.800</b>	18.610	33.391	22.035	32.764	284.9
12	1'57.480 P	18.747	33.620	22.309	42.804	283.4
13	5'53.726	21.465	34.592	24.165	36.586	123.9
14	<b>1'46.512</b>	18.620	33.057	21.946	32.889	286.4
15	<b>1'46.020</b>	18.421	32.962	21.975	32.662	288.0
16	<b>1'45.709</b>	18.342	32.919	21.919	32.529	287.2
17	<b>1'45.901</b>	18.391	32.995	21.903	32.612	287.2

**30th 4 Simone CORSI** KLINT Forward Factor ITA  
Runs=2 Total laps=17 Full laps=14 Valid laps=13

1	2'27.906	21.116	35.861	22.893	33.650	193.2
2	<b>1'47.683</b>	18.895	33.478	22.360	32.950	288.7
3	<b>1'46.082</b>	18.527	33.061	21.929	32.565	288.7
4	<b>1'47.478</b>	18.436	33.302	22.831	32.909	288.0

**31st 31 Roberto GARCIA** Fantic Racing SPA  
Runs=2 Total laps=8 Full laps=6 Valid laps=5

1	2'37.271	21.976	36.474	23.186	34.766	180.0
2	<b>1'47.366</b>	18.732	33.565	22.174	32.895	285.7
3	<b>1'46.646</b>	18.399	33.401	22.107	32.739	292.6
4	<b>1'46.535</b>	18.501	33.079	22.061	32.894	289.5
5	<b>1'47.792</b>	18.515	33.232	21.847	34.198	289.5
6	<b>1'45.925</b>	18.195	33.178	22.072	32.480	294.2
7	1'46.938 *	18.397	33.105	22.117	33.319	295.0
8	2'04.927 P	18.312	37.295	24.060	45.260	288.0
	unfinished	24.745				109.3

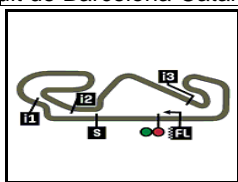
**32nd 6 Andrea MIGNO** Yamaha VR46 Master ITA  
Runs=2 Total laps=15 Full laps=12 Valid laps=12

1	2'12.424	21.294	36.278	23.778	34.545	187.5
2	<b>1'51.164</b>	19.825	34.661	22.866	33.812	267.3
3	<b>1'49.739</b>	19.417	33.974	22.640	33.708	258.9
4	<b>1'48.780</b>	19.063	33.804	22.692	33.221	281.9
5	<b>1'48.477</b>	18.808	33.791	22.721	33.157	284.2
6	<b>1'48.984</b>	18.819	33.874	22.420	33.871	285.7
7	<b>1'48.324</b>	18.715	33.776	22.420	33.413	290.3
8	<b>1'48.103</b>	18.863	33.824	22.286	33.130*	289.5
9	2'02.453 P	18.722	33.619	25.452	44.660	288.7
10	15'09.872	23.250	36.284	22.811	33.617	189.8
11	<b>1'48.202</b>	18.919	33.644	22.366	33.273	277.6
12	<b>1'47.548</b>	18.693	33.589	22.244	33.022	288.7
13	<b>1'47.634</b>	18.680	33.591	22.288	33.075	289.5
14	<b>1'47.632</b>	19.032	33.486	22.186	32.928	291.1
15	<b>1'46.839</b>	18.531	33.385	22.116	32.807	291.8

**Fastest Lap:** Aron CANET Fantic Racing SPA **1'42.998** 17.834 32.236 21.437 31.491

These data/results cannot be reproduced, stored and/or transmitted in whole or in part by any manner of electronic, mechanical, photocopying, recording, broadcasting or otherwise now known or herein after developed without the previous express consent by the copyright owner, except for reproduction in daily press and regular printed publications on sale to the public within 60 days of the event related to those data/results and always provided that copyright symbol appears together as follows below.  
© DORNA, 2024





4657 m.

## MOTUL SOLIDARITY GRAND PRIX OF BARCELONA

## Free Practice

## Best Partial Times

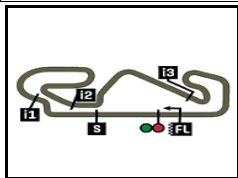
Moto2™

IT Ideal Lap Time, sum of the best partial times

BT Best Lap Time

T1		T2		T3		T4				IT	BT	
Pos	Rider	Time	Rider	Time	Rider	Time	Rider	Time	Pos	Rider	IT	BT
1A	CANET	17.834	A.CANET	32.197	A.CANET	21.332	A.CANET	31.477	1	A.CANET	1'42.840	1'42.998 (1)
2F	SALAC	17.858	F.ALDEGUER	32.240	F.ALDEGUER	21.351	F.ALDEGUER	31.501	2	F.ALDEGUER	1'43.055	1'43.198 (2)
3C	VIETTI	17.894	T.ARBOLINO	32.245	M.RAMIREZ	21.401	T.ARBOLINO	31.712	3	T.ARBOLINO	1'43.416	1'43.621 (3)
4T	ARBOLINO	17.949	J.DIXON	32.317	A.LOPEZ	21.409	J.NAVARRO	31.718	4	J.DIXON	1'43.561	1'43.820 (6)
5S	AGIUS	17.957	D.MUÑOZ	32.361	F.SALAC	21.423	J.DIXON	31.770	5	M.RAMIREZ	1'43.617	1'43.805 (5)
6A	LOPEZ	17.962	A.LOPEZ	32.376	C.VIETTI	21.459	M.RAMIREZ	31.789	6	A.LOPEZ	1'43.637	1'43.654 (4)
7F	ALDEGUER	17.963	D.ÖNCÜ	32.407	J.DIXON	21.462	S.AGIUS	31.850	7	C.VIETTI	1'43.740	1'43.823 (7)
8D	ÖNCÜ	17.989	M.RAMIREZ	32.418	S.MANZI	21.500	S.CHANTRA	31.865	8	J.NAVARRO	1'43.800	1'43.835 (8)
9M	GONZALEZ	17.993	J.NAVARRO	32.435	J.NAVARRO	21.501	A.LOPEZ	31.890	9	F.SALAC	1'43.906	1'44.110 (10)
10M	RAMIREZ	18.009	S.CHANTRA	32.436	T.ARBOLINO	21.510	B.BALTUS	31.897	10	S.AGIUS	1'43.953	1'44.178 (12)
11I	GUEVARA	18.011	C.VIETTI	32.453	D.ÖNCÜ	21.512	M.GONZALEZ	31.907	11	M.GONZALEZ	1'43.984	1'44.131 (11)
12J	DIXON	18.012	A.ARENAS	32.464	A.OGURA	21.515	S.MANZI	31.916	12	D.ÖNCÜ	1'43.987	1'44.561 (23)
13A	OGURA	18.042	B.BALTUS	32.486	I.GUEVARA	21.539	C.VIETTI	31.934	13	S.CHANTRA	1'44.006	1'44.108 (9)
14S	GARCIA	18.063	M.AJI	32.489	S.GARCIA	21.541	Z.VD GOORBER	31.956	14	D.MUÑOZ	1'44.054	1'44.355 (16)
15M	AJI	18.081	M.GONZALEZ	32.503	M.AJI	21.563	M.AJI	31.962	15	M.AJI	1'44.095	1'44.257 (14)
16A	ARENAS	18.084	S.AGIUS	32.543	S.CHANTRA	21.570	D.MUÑOZ	32.000	16	S.MANZI	1'44.135	1'44.360 (18)
17S	MANZI	18.101	S.GARCIA	32.580	D.MUÑOZ	21.572	D.MOREIRA	32.004	17	B.BALTUS	1'44.177	1'44.330 (15)
18D	MOREIRA	18.107	Z.VD GOORBER	32.580	D.FOGGIA	21.579	F.SALAC	32.022	18	A.ARENAS	1'44.182	1'44.376 (19)
19Z	VD GOORBER	18.110	I.GUEVARA	32.600	M.GONZALEZ	21.581	S.GARCIA	32.027	19	S.GARCIA	1'44.211	1'44.233 (13)
20D	MUÑOZ	18.121	F.SALAC	32.603	A.ARENAS	21.589	A.ARENAS	32.045	20	I.GUEVARA	1'44.214	1'44.355 (17)
21D	FOGGIA	18.122	S.MANZI	32.618	S.AGIUS	21.603	A.OGURA	32.055	21	Z.VD GOORBE	1'44.258	1'44.381 (21)
22J	MASIA	18.129	D.MOREIRA	32.640	D.MOREIRA	21.605	I.GUEVARA	32.064	22	A.OGURA	1'44.278	1'44.377 (20)
23S	CHANTRA	18.135	A.OGURA	32.666	Z.VD GOORBER	21.612	D.ÖNCÜ	32.079	23	D.MOREIRA	1'44.356	1'44.500 (22)
24D	BINDER	18.138	X.CARDELUS	32.669	B.BALTUS	21.614	D.BINDER	32.143	24	D.FOGGIA	1'44.567	1'44.809 (24)

These data/results cannot be reproduced, stored and/or transmitted in whole or in part by any manner of electronic, mechanical, photocopying, recording, broadcasting or otherwise now known or herein after developed without the previous express consent by the copyright owner, except for reproduction in daily press and regular printed publications on sale to the public within 60 days of the event related to those data/results and always provided that copyright symbol appears together as follows below.  
© DORNA, 2024



4657 m.

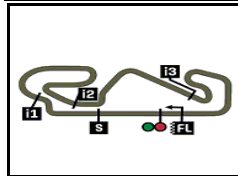
**MOTUL SOLIDARITY GRAND PRIX OF BARCELONA****Free Practice****Best Partial Times****Moto2™***IT* Ideal Lap Time, sum of the best partial times*BT* Best Lap Time

<b>T1</b>		<b>T2</b>		<b>T3</b>		<b>T4</b>				<b>IT</b>	<b>BT</b>	
<i>Pos</i>	<i>Rider</i>	<i>Time</i>	<i>Rider</i>	<i>Time</i>	<i>Rider</i>	<i>Time</i>	<i>Rider</i>	<i>Time</i>	<i>Pos</i>	<i>Rider</i>		
25	J.NAVARRO	18.146	D.FOGGIA	32.716	D.BINDER	21.654	D.FOGGIA	32.150	25	<b>D.BINDER</b>	1'44.783	1'45.297 (28)
26	<b>B.BALTUS</b>	<b>18.180</b>	<b>J.MASIA</b>	<b>32.781</b>	<b>X.CARDELUS</b>	<b>21.720</b>	<b>J.MASIA</b>	<b>32.211</b>	26	<b>J.MASIA</b>	1'44.898	1'45.035 (26)
27	R.GARCIA	18.195	A.ESCRIG	32.813	A.ESCRIG	21.754	X.CARDELUS	32.343	27	<b>X.CARDELUS</b>	1'44.947	1'44.947 (25)
28	<b>X.CARDELUS</b>	<b>18.215</b>	<b>D.BINDER</b>	<b>32.848</b>	<b>J.MASIA</b>	<b>21.777</b>	<b>A.ESCRIG</b>	<b>32.362</b>	28	<b>A.ESCRIG</b>	1'45.162	1'45.168 (27)
29	A.ESCRIG	18.233	X.ARTIGAS	32.919	R.GARCIA	21.847	S.CORSI	32.434	29	<b>R.GARCIA</b>	1'45.601	1'45.925 (31)
30	<b>X.ARTIGAS</b>	<b>18.342</b>	<b>S.CORSI</b>	<b>33.061</b>	<b>X.ARTIGAS</b>	<b>21.903</b>	<b>R.GARCIA</b>	<b>32.480</b>	30	<b>X.ARTIGAS</b>	1'45.693	1'45.709 (29)
31	S.CORSI	18.393	R.GARCIA	33.079	S.CORSI	21.929	X.ARTIGAS	32.529	31	<b>S.CORSI</b>	1'45.817	1'45.895 (30)
32	<b>A.MIGNO</b>	<b>18.531</b>	<b>A.MIGNO</b>	<b>33.385</b>	<b>A.MIGNO</b>	<b>22.116</b>	<b>A.MIGNO</b>	<b>32.807</b>	32	<b>A.MIGNO</b>	1'46.839	1'46.839 (32)

These data/results cannot be reproduced, stored and/or transmitted in whole or in part by any manner of electronic, mechanical, photocopying, recording, broadcasting or otherwise now known or herein after developed without the previous express consent by the copyright owner, except for reproduction in daily press and regular printed publications on sale to the public within 60 days of the event related to those data/results and always provided that copyright symbol appears together as follows below.

© DORNA, 2024

Official MotoGP Timing by **TISSOT**  
www.motogp.com




4657 m.

## MOTUL SOLIDARITY GRAND PRIX OF BARCELONA

## Free Practice

## Fastest Laps Sequence

<i>Practice Time</i>	 <i>Rider</i>	<i>Nation</i>	<i>Motorcycle</i>	<i>Time</i>	<i>Km/h</i>	<i>Rider's Lap</i>
<b>3'40.672</b>	21 <b>Alonso LOPEZ</b>	SPA	BOSCOSCURO	<b>1'47.367</b>	156.1	2
<b>4'08.668</b>	13 <b>Celestino VIETTI</b>	ITA	KALEX	<b>1'45.938</b>	158.2	2
<b>4'12.339</b>	28 <b>Izan GUEVARA</b>	SPA	KALEX	<b>1'45.902</b>	158.3	2
<b>5'56.226</b>	10 <b>Diogo MOREIRA</b>	BRA	KALEX	<b>1'44.742</b>	160.0	3
<b>7'57.921</b>	44 <b>Aron CANET</b>	SPA	KALEX	<b>1'44.250</b>	160.8	4
<b>7'58.397</b>	96 <b>Jake DIXON</b>	GBR	KALEX	<b>1'44.150</b>	160.9	4
<b>9'42.066</b>	44 <b>Aron CANET</b>	SPA	KALEX	<b>1'44.145</b>	160.9	5
<b>11'26.401</b>	96 <b>Jake DIXON</b>	GBR	KALEX	<b>1'43.820</b>	161.4	6
<b>33'48.113</b>	54 <b>Fermin ALDEGUER</b>	SPA	BOSCOSCURO	<b>1'43.268</b>	162.3	12
<b>35'31.311</b>	54 <b>Fermin ALDEGUER</b>	SPA	BOSCOSCURO	<b>1'43.198</b>	162.4	13
<b>37'11.821</b>	44 <b>Aron CANET</b>	SPA	KALEX	<b>1'43.046</b>	162.6	16
<b>38'54.819</b>	44 <b>Aron CANET</b>	SPA	KALEX	<b>1'42.998</b>	162.7	17

These data/results cannot be reproduced, stored and/or transmitted in whole or in part by any manner of electronic, mechanical, photocopying, recording, broadcasting or otherwise now known or herein after developed without the previous express consent by the copyright owner, except for reproduction in daily press and regular printed publications on sale to the public within 60 days of the event related to those data/results and always provided that copyright symbol appears together as follows below.

© DORNA, 2024