

GRANDE PRÉMIO TISSOT DE PORTUGAL

Practice Nr. 1

Classification

6

	Rider	Nation	Team	Motorcycle	Time	Lap	Total	Gap	Top Speed
1	21 Alonso LOPEZ	SPA	Beta Tools SpeedUp	BOSCOSCURO	1'42.362	14	17		281.9
2	44 Aron CANET	SPA	Fantic Racing	KALEX	1'42.375	20	20	0.013 0.013	285.7
3	16 Joe ROBERTS	USA	OnlyFans American Racing Team	KALEX	1'42.545	15	19	0.183 0.170	283.4
4	18 Manuel GONZALEZ	SPA	QJMOTOR Gresini Moto2	KALEX	1'42.559	18	18	0.197 0.014	284.9
5	24 Marcos RAMIREZ	SPA	OnlyFans American Racing Team	KALEX	1'42.643	18	21	0.281 0.084	284.9
6	54 Fermin ALDEGUER	SPA	Beta Tools SpeedUp	BOSCOSCURO	1'42.852	16	18	0.490 0.209	282.7
7	96 Jake DIXON	GBR	CFMOTO Inde Aspar Team	KALEX	1'42.859	12	15	0.497 0.007	284.9
8	14 Tony ARBOLINO	ITA	Elf Marc VDS Racing Team	KALEX	1'42.904	14	18	0.542 0.045	284.9
9	75 Albert ARENAS	SPA	QJMOTOR Gresini Moto2	KALEX	1'42.921	12	16	0.559 0.017	283.4
10	13 Celestino VIETTI	ITA	Red Bull KTM Ajo	KALEX	1'43.008	16	19	0.646 0.087	286.4
11	52 Jeremy ALCOBA	SPA	Yamaha VR46 Master Camp Team	KALEX	1'43.133	14	18	0.771 0.125	283.4
12	79 Ai OGURA	JPN	MT Helmets - MSI	BOSCOSCURO	1'43.191	15	16	0.829 0.058	288.0
13	3 Sergio GARCIA	SPA	MT Helmets - MSI	BOSCOSCURO	1'43.214	15	16	0.852 0.023	284.2
14	71 Dennis FOGGIA	ITA	Italtrans Racing Team	KALEX	1'43.241	10	13	0.879 0.027	284.9
15	35 Somkiat CHANTRA	THA	IDEMITSU Honda Team Asia	KALEX	1'43.303	17	19	0.941 0.062	283.4
16	15 Darryn BINDER	RSA	Liqui Moly Husqvarna Intact GP	KALEX	1'43.457	17	17	1.095 0.154	289.5
17	64 Bo BENDSNEYDER	NED	Pertamina Mandalika GAS UP Tea	KALEX	1'43.469	13	17	1.107 0.012	284.2
18	81 Senna AGIUS	AUS	Liqui Moly Husqvarna Intact GP	KALEX	1'43.485	15	18	1.123 0.016	284.9
19	5 Jaume MASIA	SPA	Pertamina Mandalika GAS UP Tea	KALEX	1'43.660	12	16	1.298 0.175	283.4
20	10 Diogo MOREIRA	BRA	Italtrans Racing Team	KALEX	1'43.695	4	18	1.333 0.035	283.4
21	84 Zonta VD GOORBERGH	NED	RW-Idrofoglia Racing GP	KALEX	1'43.758	12	18	1.396 0.063	285.7
22	7 Barry BALTUS	BEL	RW-Idrofoglia Racing GP	KALEX	1'43.794	3	3	1.432 0.036	280.5
23	20 Xavi CARDELUS	AND	Fantic Racing	KALEX	1'44.298	15	15	1.936 0.504	288.7
24	34 Mario AJI	INA	IDEMITSU Honda Team Asia	KALEX	1'44.499	16	17	2.137 0.201	288.0
25	53 Deniz ÖNCÜ	TUR	Red Bull KTM Ajo	KALEX	1'44.539	3	15	2.177 0.040	285.7
26	28 Izan GUEVARA	SPA	CFMOTO Inde Aspar Team	KALEX	1'44.677	2	3	2.315 0.138	279.7
27	11 Alex ESCRIG	SPA	KLINT Forward Factory Team	FORWARD	1'44.789	12	15	2.427 0.112	280.5
28	22 Ayumu SASAKI	JPN	Yamaha VR46 Master Camp Team	KALEX	1'44.871	13	15	2.509 0.082	284.2
29	43 Xavier ARTIGAS	SPA	KLINT Forward Factory Team	FORWARD	1'47.036	4	5	4.674 2.165	280.5

Practice condition: Dry

Air: 25°

Humidity: 44%

Ground: 31°

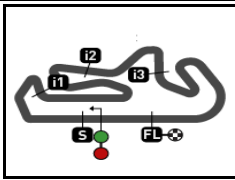
Fastest Lap:	Lap: 14	Alonso LOPEZ	1'42.362	161.4 Km/h
Best Race Lap:	2020	Remy GARDNER	1'42.504	161.2 Km/h
All Time Lap Record:	2023	Aron CANET	1'42.003	162.0 Km/h

The results are provisional until the end of the limit for protest and appeals.

Time limit for protest expires 60' after publication of the results - Time:

These data/results cannot be reproduced, stored and/or transmitted in whole or in part by any manner of electronic, mechanical, photocopying, recording, broadcasting or otherwise now known or herein after developed without the previous express consent by the copyright owner, except for reproduction in daily press and regular printed publications on sale to the public within 60 days of the event related to those data/results and always provided that copyright symbol appears together as follows below.

© DORNA, 2024



GRANDE PRÉMIO TISSOT DE PORTUGAL

Practice Nr. 1

Top Speed & Average

8

Rider	Nation	Motorcycle	Top 5 speeds					Average	Top
15 Darryn BINDER	RSA	KALEX	289.5	286.4	285.7	284.2	284.2	285.7	289.5
20 Xavi CARDELUS	AND	KALEX	288.7	286.4	285.7	285.7	285.7	286.4	288.7
34 Mario AJI	INA	KALEX	288.0	284.9	284.2	283.4	281.9	284.1	288.0
79 Ai OGURA	JPN	BOSCOSCURO	288.0	287.2	287.2	286.4	285.7	286.9	288.0
13 Celestino VIETTI	ITA	KALEX	286.4	284.9	284.2	283.4	283.4	284.5	286.4
44 Aron CANET	SPA	KALEX	285.7	281.9	281.9	281.2	281.2	282.0	285.7
53 Deniz ÖNCÜ	TUR	KALEX	285.7	284.9	284.9	282.7	282.7	284.2	285.7
84 Zonta VD GOORBERGH	NED	KALEX	285.7	284.2	283.4	281.9	280.5	283.1	285.7
14 Tony ARBOLINO	ITA	KALEX	284.9	282.7	282.7	281.9	281.9	282.8	284.9
18 Manuel GONZALEZ	SPA	KALEX	284.9	284.9	284.2	283.4	282.7	283.8	284.9
24 Marcos RAMIREZ	SPA	KALEX	284.9	283.4	281.2	281.2	281.2	282.4	284.9
71 Dennis FOGGIA	ITA	KALEX	284.9	284.2	282.7	282.7	282.7	283.4	284.9
81 Senna AGIUS	AUS	KALEX	284.9	284.2	284.2	281.9	281.9	283.4	284.9
96 Jake DIXON	GBR	KALEX	284.9	284.2	282.7	282.7	282.7	283.4	284.9
3 Sergio GARCIA	SPA	BOSCOSCURO	284.2	282.7	281.9	281.9	281.9	282.3	284.2
22 Ayumu SASAKI	JPN	KALEX	284.2	282.7	282.7	280.5	280.5	282.1	284.2
64 Bo BENDSNEYDER	NED	KALEX	284.2	284.2	281.9	280.5	280.5	282.3	284.2
5 Jaume MASIA	SPA	KALEX	283.4	282.7	282.7	281.9	281.9	282.4	283.4
10 Diogo MOREIRA	BRA	KALEX	283.4	282.7	282.7	281.9	281.9	282.4	283.4
16 Joe ROBERTS	USA	KALEX	283.4	281.2	281.2	280.5	280.5	281.1	283.4
35 Somkiat CHANTRA	THA	KALEX	283.4	281.9	281.9	281.2	281.2	281.7	283.4
52 Jeremy ALCOBA	SPA	KALEX	283.4	282.7	282.7	282.7	281.9	282.5	283.4
75 Albert ARENAS	SPA	KALEX	283.4	282.7	281.9	281.9	281.2	281.9	283.4
54 Fermin ALDEGUER	SPA	BOSCOSCURO	282.7	281.2	281.2	280.5	280.5	281.0	282.7
21 Alonso LOPEZ	SPA	BOSCOSCURO	281.9	281.9	280.5	280.5	280.5	281.0	281.9
7 Barry BALTUS	BEL	KALEX	280.5	279.0	279.0			279.5	280.5
11 Alex ESCRIG	SPA	FORWARD	280.5	279.0	279.0	278.3	277.6	278.5	280.5
43 Xavier ARTIGAS	SPA	FORWARD	280.5	279.7	279.0	276.9		279.0	280.5
28 Izan GUEVARA	SPA	KALEX	279.7	279.0				279.4	279.7

These data/results cannot be reproduced, stored and/or transmitted in whole or in part by any manner of electronic, mechanical, photocopying, recording, broadcasting or otherwise now known or herein after developed without the previous express consent by the copyright owner, except for reproduction in daily press and regular printed publications on sale to the public within 60 days of the event related to those data/results and always provided that copyright symbol appears together as follows below.

© DORNA, 2024



GRANDE PRÉMIO TISSOT DE PORTUGAL

Practice Nr. 1

Chronological Analysis of Performances

9

* Lap / Sector time cancelled		T1 Time from finish line to 1st intermediate				T3 Time from 2nd intermed. to 3rd intermed.							
P Crossing the finish line in pit lane		T2 Time from 1st intermed. to 2nd intermed.				T4 Time from 3rd intermediate to finish line							
Lap	Lap Time	T1	T2	T3	T4	Speed	Lap	Lap Time	T1	T2	T3	T4	Speed
1st	21	Alonso LOPEZ Beta Tools SpeedUp SPA					2	1'44.098	22.223	33.203	15.612	33.060	278.3
		Runs=3	Total laps=17	Full laps=12	Valid laps=11		3	1'43.699	21.953	32.890	15.676	33.180	283.4
1	2'06.212	29.441	34.173	16.225	33.526		4	1'43.699 *	21.895	32.937*	15.643	33.224	280.5
2	1'44.683	22.148	32.987	16.169	33.379	279.0	5	1'43.944	21.904	33.022	15.705	33.313	280.5
3	1'44.573	22.145	33.423	15.822	33.183	281.9	6	1'44.539	22.073	33.655	15.730	33.081	281.2
4	1'43.397	21.928	32.934	15.553	32.982	280.5	7	1'44.891	22.064	33.205	15.898	33.724	279.0
5	1'43.524	21.853	32.952	15.555	33.164	280.5	8	1'44.016	21.924	33.139	15.747	33.206	278.3
6	1'46.676	23.364	33.920	16.028	33.364	280.5	9	1'43.876	21.944	33.061	15.679	33.192	279.0
7	1'43.464	21.845	32.915	15.576	33.128	278.3	10	1'43.460	21.905	32.971	15.596	32.988	278.3
8	2'08.077 P	21.942	36.609	16.493	53.033	280.5	11	1'43.443	21.866	32.940	15.668	32.969	279.0
9	6'05.180	29.374	33.767	16.021	33.513		12	2'01.232 P	21.962	33.127	16.061	50.082	279.7
10	1'45.667	23.834	33.052	15.651	33.130	276.2	13	8'36.810	31.080	34.726	16.122	33.457	
11	1'43.629	21.876	33.002	15.600	33.151	279.7	14	1'43.278	21.874	33.011	15.613	32.780	277.6
12	2'04.469 P	22.666	34.139	16.221	51.443	279.0	15	1'42.545	21.703	32.779	15.401	32.662	279.7
13	7'51.485	30.190	33.656	15.630	33.561		16	1'43.375	21.837	32.768	15.674	33.096	281.2
14	1'42.362	21.667	32.531	15.360	32.804	279.7	17	1'43.658	21.962	32.970	15.718	33.008	280.5
15	1'44.379 *	21.747	32.727*	16.031	33.874	281.9	18	1'43.303	21.840	32.822	15.652	32.989	279.7
16	1'42.728	21.808	32.652	15.417	32.851	277.6	19	1'43.030	21.807	32.784	15.590	32.849	280.5
17	1'43.029	21.909	32.635	15.504	32.981	279.7							
2nd	44	Aron CANET Fantic Racing SPA					4th	18	Manuel GONZALEZ QJMOTOR Gresini Mo SPA				
		Runs=2	Total laps=20	Full laps=17	Valid laps=17			Runs=2	Total laps=18	Full laps=15	Valid laps=12		
1	3'16.431	29.977	33.767	15.926	33.352		1	3'01.778	30.572	34.311	15.800	32.963	
2	1'44.190	22.265	33.047	15.637	33.241	279.7	2	1'43.157	21.923	32.738	15.539	32.957	281.2
3	1'43.247	21.968	32.747	15.608	32.924	280.5	3	1'43.080	21.953	32.709	15.537	32.881	280.5
4	1'43.327	21.887	32.799	15.554	33.087	281.2	4	1'44.179 *	21.912	32.779*	15.585	33.903	281.2
5	1'43.600	22.010	32.770	15.687	33.133	281.9	5	1'43.840	21.839	32.899	15.598	33.504	282.7
6	1'43.722	22.093	32.821	15.667	33.141	281.2	6	1'43.479	21.852	32.854	15.568	33.205	281.9
7	1'43.790	22.035	32.907	15.736	33.112	278.3	7	1'43.421	21.933	32.900	15.552	33.036	281.2
8	1'44.271	22.052	33.492	15.707	33.020	280.5	8	1'51.576	23.505	37.156	17.229	33.686	281.2
9	1'43.639	21.930	32.898	15.649	33.162	280.5	9	1'43.577	21.931	32.890	15.560	33.196	281.2
10	1'44.133	21.973	33.063	15.975	33.122	280.5	10	2'00.841 P	21.896	33.968	15.932	49.045	281.9
11	1'43.862	22.217	32.997	15.629	33.019	277.6	11	10'03.084	30.222	34.662	16.119	34.058	
12	1'43.487	22.027	32.717	15.694	33.049	279.0	12	1'44.083 *	21.856	33.126*	15.974	33.127	280.5
13	1'43.567	22.012	32.807	15.676	33.072	280.5	13	1'42.728	21.699	32.793	15.529	32.707	281.9
14	1'43.798	22.006	33.014	15.737	33.041	279.7	14	1'44.598	22.068	33.545	15.861	33.124	283.4
15	1'43.652	22.106	32.930	15.690	32.926	279.7	15	1'42.882	21.717	32.707	15.518	32.940	284.9
16	1'43.627	22.011	32.931	15.703	32.982	281.2	16	1'47.423 *	21.756	32.847*	17.711	35.109	282.7
17	1'43.881	22.110	33.010	15.777	32.984	281.9	17	1'42.792	21.758	32.737	15.484	32.813	284.2
18	2'03.574 P	22.176	33.042	16.007	52.349	281.2	18	1'42.559	21.694	32.655	15.402	32.808	284.9
19	6'01.893	28.960	35.706	16.057	32.974								
20	1'42.375	21.659	32.584	15.519	32.613	285.7							
3rd	16	Joe ROBERTS OnlyFans American R USA					5th	24	Marcos RAMIREZ OnlyFans American R SPA				
		Runs=2	Total laps=19	Full laps=16	Valid laps=15			Runs=2	Total laps=21	Full laps=17	Valid laps=15		
1	2'26.899	31.066	34.995	16.572	34.141		1	2'08.664	31.152	35.868	16.583	34.383	
							2	1'46.571	22.816	33.875	15.952	33.928	277.6
							3	1'44.860	22.440	33.392	15.711	33.317	278.3
							4	1'44.256	22.193	33.126	15.705	33.232	279.7

Fastest Lap: Alonso LOPEZ Beta Tools SpeedUp SPA **1'42.362** 21.667 32.531 15.360 32.804

These data/results cannot be reproduced, stored and/or transmitted in whole or in part by any manner of electronic, mechanical, photocopying, recording, broadcasting or otherwise now known or herein after developed without the previous express consent by the copyright owner, except for reproduction in daily press and regular printed publications on sale to the public within 60 days of the event related to those data/results and always provided that copyright symbol appears together as follows below.
© DORNA, 2024

Practice Nr. 1

Moto2

Lap	Lap Time	T1	T2	T3	T4	Speed	Lap	Lap Time	T1	T2	T3	T4	Speed
5	1'44.709	22.298	33.313	15.703	33.395	281.2							
6	1'44.274	22.139	33.218	15.731	33.186	281.2							
7	1'44.086	22.132	33.092	15.676	33.186	279.0							
8	1'43.946	22.107	33.064	15.585	33.190	281.2							
9	1'54.441	24.159	37.609	18.830	33.843	279.0							
10	1'44.311	22.167	33.127	15.684	33.333	278.3							
11	1'44.128	22.093	33.173	15.637	33.225	278.3							
12	1'43.894	22.064	33.030	15.633	33.167	278.3							
13	1'45.740	22.091	33.058	16.436	34.155	276.9							
14	1'44.372 *	22.173	32.992	15.705	33.502*	275.5							
15	2'07.320 P	23.905	35.366	16.703	51.346	267.9							
16	5'51.114	30.666	37.833	15.946	33.183								
17	1'43.162	22.142	32.732	15.454	32.834	279.7							
18	1'42.643	21.826	32.615	15.398	32.804	283.4							
19	1'52.912 *	22.063	35.470*	16.410	38.969	284.9							
20	1'43.377	22.024	32.801	15.507	33.045	279.7							
21	2'40.014 P	28.187	58.450	17.688	55.689	275.5							
6th 54 Fermin ALDEGUER Beta Tools SpeedUp SPA							8th 14 Tony ARBOLINO Elf Marc VDS Racing ITA						
Runs=2 Total laps=18 Full laps=15 Valid laps=15							Runs=2 Total laps=18 Full laps=15 Valid laps=14						
1	2'01.923	29.636	35.737	16.447	33.977		1	3'04.062	31.204	34.945	16.118	33.761	
2	1'45.747	22.556	33.904	15.953	33.334	277.6	2	1'44.421	22.253	33.164	15.769	33.235	279.7
3	1'44.259	22.096	33.294	15.650	33.219	279.7	3	1'44.883	22.481	33.152	15.928	33.322	279.7
4	1'43.931	22.103	33.220	15.625	32.983	276.9	4	1'43.911	22.032	32.977	15.680	33.222	279.7
5	1'43.879	21.858	33.156	15.684	33.181	279.7	5	1'43.587	21.917	32.940	15.590	33.140	281.9
6	1'43.623	21.912	33.068	15.583	33.060	280.5	6	1'43.648	21.886	32.953	15.696	33.113	282.7
7	1'50.842	25.174	36.270	15.969	33.429	279.0	7	1'43.822	21.948	32.939	15.642	33.293	280.5
8	2'01.336 P	22.030	33.258	16.080	49.968	279.7	8	1'43.727	22.000	32.857	15.657	33.213	280.5
9	10'03.118	30.318	35.062	15.927	33.299		9	1'44.038	21.946	32.957	15.733	33.402	279.7
10	1'45.191	22.112	33.347	15.582	34.150	279.0	10	2'04.163 P	22.492	35.906	16.109	49.656	279.0
11	1'43.315	21.923	33.111	15.459	32.822	279.0	11	10'26.922	29.260	33.737	15.988	33.603	
12	1'43.182	21.946	32.860	15.410	32.966	280.5	12	1'43.394	21.923	32.825	15.577	33.069	279.7
13	1'42.996	21.814	32.820	15.447	32.915	279.7	13	1'42.966	21.787	32.708	15.530	32.941	281.2
14	1'43.131	21.863	32.875	15.493	32.900	280.5	14	1'42.904	21.801	32.701	15.571	32.831	281.9
15	1'43.042	21.876	32.856	15.461	32.849	281.2	15	1'43.400	21.783	32.815	15.571	33.231	282.7
16	1'42.852	21.757	32.835	15.354	32.906	281.2	16	1'56.402 *	21.831	37.746*	18.171	38.654	279.7
17	2'01.597	28.760	40.843	18.307	33.687	280.5	17	1'43.159	21.955	32.821	15.482	32.901	281.2
18	1'46.221	21.957	34.331	16.173	33.760	282.7	18	1'43.098	21.788	32.714	15.653	32.943	284.9
7th 96 Jake DIXON CFMOTO Inde Aspar GBR							9th 75 Albert ARENAS QJMOTOR Gresini Mo SPA						
Runs=2 Total laps=15 Full laps=12 Valid laps=12							Runs=2 Total laps=16 Full laps=13 Valid laps=11						
1	3'06.658	29.941	34.674	16.244	33.748		1	3'02.520	32.595	34.918	15.786	33.309	
2	1'44.823	22.384	33.210	15.813	33.416	276.2	2	1'43.459	22.159	32.867	15.472	32.961	281.2
3	1'43.826	22.064	32.987	15.718	33.057	280.5	3	1'43.674	22.018	32.950	15.525	33.181	280.5
4	1'44.397	22.054	33.128	15.874	33.341	284.2	4	1'45.572 *	21.922	33.044*	16.536	34.070	280.5
5	1'47.307	22.133	33.120	15.850	36.204	278.3	5	1'43.640	21.911	33.062	15.590	33.077	279.7
6	1'48.005	22.135	35.043	17.455	33.372	277.6	6	1'43.656	21.993	32.932	15.611	33.120	281.2
7	1'43.638	21.999	32.885	15.659	33.095	280.5	7	1'43.816	21.980	32.964	15.616	33.256	279.7
8	1'44.739	22.091	33.549	15.890	33.209	282.7	8	2'11.792 P	22.025	39.357	17.391	53.019	279.7
9	2'04.274 P	22.397	36.395	16.874	48.608	281.2	9	13'07.792	29.720	34.507	16.106	36.718	
10	14'41.715	32.637	36.839	16.438	33.293		10	1'43.720	22.189	32.933	15.554	33.044	279.0
11	1'44.280	21.955	32.715	15.623	33.987	281.9	11	1'49.897	22.130	38.310	16.065	33.392	280.5
12	1'42.859	21.732	32.614	15.567	32.946	282.7	12	1'42.921	21.821	32.714	15.487	32.899	281.9
13	1'43.454	21.838	32.826	15.755	33.035	284.9	13	1'43.126	21.854	32.732	15.542	32.998	281.2
14	1'53.486	21.937	39.480	18.322	33.747	282.7	14	1'53.723 *	21.892	32.874*	21.457	37.500	281.9
15	1'43.894	21.966	32.856	15.872	33.200	281.2	15	1'43.825	21.890	33.086	15.692	33.157	282.7
							10th 13 Celestino VIETTI Red Bull KTM Ajo ITA						
							Runs=2 Total laps=19 Full laps=16 Valid laps=15						
							1	2'25.614	30.744	35.193	16.512	34.105	
							2	1'44.886	22.589	33.247	15.807	33.243	278.3
							3	1'47.173	22.116	32.927	15.708	36.422	276.2
							4	1'44.422 *	22.067	33.304*	15.827	33.224	277.6
							5	1'43.988	22.112	32.967	15.717	33.192	281.2
							6	1'44.053	22.057	33.124	15.675	33.197	283.4
							7	1'43.862	21.999	33.022	15.705	33.136	281.2
							8	1'43.558	21.980	32.857	15.636	33.085	281.2
							9	1'43.432	21.961	32.779	15.599	33.093	286.4
							10	1'47.217	22.008	32.845	15.638	36.726	281.9
							11	1'46.341	22.074	34.752	16.055	33.460	276.9
							12	2'06.155 P	25.225	35.377	16.729	48.824	276.9
							13	7'59.802	31.130	34.190	15.912	33.426	

Fastest Lap: Alonso LOPEZ Beta Tools SpeedUp SPA **1'42.362** 21.667 32.531 15.360 32.804

These data/results cannot be reproduced, stored and/or transmitted in whole or in part by any manner of electronic, mechanical, photocopying, recording, broadcasting or otherwise now known or herein after developed without the previous express consent by the copyright owner, except for reproduction in daily press and regular printed publications on sale to the public within 60 days of the event related to those data/results and always provided that copyright symbol appears together as follows below.
© DORNA, 2024

Practice Nr. 1

Moto2

Lap	Lap Time	T1	T2	T3	T4	Speed	Lap	Lap Time	T1	T2	T3	T4	Speed
14	1'43.438	21.932	32.936	15.630	32.940	280.5	8	1'50.059	22.079	33.678	19.012	35.290	281.2
15	1'43.139	22.000	32.684	15.592	32.863	281.2	9	2'00.587 P	22.246	33.207	16.057	49.077	281.9
16	1'43.008	21.847	32.672	15.603	32.886	283.4	10	9'00.418	32.076	33.787	15.950	33.640	
17	1'47.242	21.862	35.808	16.294	33.278	284.2	11	2'01.194 P	22.310	33.464	15.892	49.528	281.2
18	1'43.347	21.935	32.878	15.620	32.914	281.9	12	5'12.654	29.856	33.650	15.742	33.039	
19	1'43.053	21.863	32.738	15.545	32.907	284.9	13	1'45.641 *	22.110	34.527*	15.805	33.199	281.2
							14	1'43.512	21.961	32.858	15.597	33.096	282.7
							15	1'43.214	21.900	32.721	15.597	32.996	281.9
							16	1'43.852	21.931	32.907	15.655	33.359	281.9
11th	52	Jeremy ALCOBA				Yamaha VR46 Master SPA							
		Runs=2	Total laps=18	Full laps=15	Valid laps=13								
1	2'14.450	30.236	35.212	16.381	33.761								
2	1'45.703	23.026	33.338	15.833	33.506	281.9							
3	1'44.605	22.310	33.187	15.716	33.392	281.2							
4	1'44.261 *	22.270	33.086*	15.667	33.238	282.7							
5	1'44.382	22.222	33.015	15.748	33.397	281.9							
6	1'45.634	22.615	33.122	15.731	34.166	281.2							
7	1'45.373	22.454	33.666	15.734	33.519	279.0							
8	1'45.107	22.282	33.102	16.266	33.457	279.7							
9	1'44.312	22.185	33.042	15.776	33.309	278.3							
10	2'02.834 P	22.282	33.744	17.710	49.098	276.9							
11	9'51.567	30.977	36.178	16.120	34.793								
12	1'43.974	22.070	33.037	15.659	33.208	279.7							
13	1'43.717	22.210	32.933	15.579	32.995	281.2							
14	1'43.133	21.938	32.783	15.495	32.917	282.7							
15	1'43.448	21.944	32.879	15.551	33.074	282.7							
16	1'43.527	21.940	32.940	15.551	33.096	281.9							
17	1'53.589 *	21.996	34.662*	16.470	40.461	281.2							
18	1'44.037	22.023	33.177	15.740	33.097	283.4							
12th	79	Ai OGURA				MT Helmets - MSI JPN							
		Runs=3	Total laps=16	Full laps=11	Valid laps=10								
1	2'33.293	32.966	34.970	16.748	34.607								
2	1'44.700	22.466	33.283	15.707	33.244	288.0							
3	1'44.234	22.336	32.881	15.707	33.310	287.2							
4	1'52.190 *	28.816	34.417*	15.782	33.175	281.9							
5	1'43.433	21.933	32.890	15.575	33.035	284.2							
6	1'43.871	21.961	33.072	15.589	33.249	286.4							
7	1'43.611	21.984	33.063	15.569	32.995	283.4							
8	2'10.186 P	21.985	39.451	16.937	51.813	285.7							
9	10'54.047	32.242	34.560	16.069	33.534								
10	1'43.912	21.878	33.084	15.713	33.237	281.9							
11	1'43.811	22.083	32.946	15.678	33.104	281.2							
12	1'43.914	22.058	33.004	15.637	33.215	282.7							
13	2'02.758 P	22.926	34.245	16.243	49.344	277.6							
14	3'31.239	32.803	33.778	15.722	33.083								
15	1'43.191	21.771	32.900	15.495	33.025	284.2							
16	1'44.336	21.857	32.714	16.331	33.434	287.2							
13th	3	Sergio GARCIA				MT Helmets - MSI SPA							
		Runs=3	Total laps=16	Full laps=11	Valid laps=10								
1	3'05.059	30.613	34.331	16.061	33.240								
2	1'45.012	22.130	32.977	15.746	34.159	284.2							
3	1'44.504	22.208	33.149	15.778	33.369	281.2							
4	1'47.258	24.239	33.519	15.892	33.608	281.9							
5	1'44.352	22.167	33.105	15.749	33.331	281.2							
6	1'44.357	22.246	33.145	15.716	33.250	281.9							
7	1'44.100	22.096	33.048	15.655	33.301	279.7							
14th	71	Dennis FOGGIA				Italtrans Racing Team ITA							
		Runs=3	Total laps=13	Full laps=9	Valid laps=8								
1	2'03.111	28.868	34.822	16.935	34.126								
2	1'45.969	22.533	33.924	16.172	33.340	281.9							
3	1'44.259	22.119	32.967	15.806	33.367	284.9							
4	1'43.809	22.140	32.863	15.740	33.066	281.2							
5	2'06.602 P	22.189	34.324	16.081	54.008	282.7							
6	17'30.283 P	30.995	35.649	16.494	49.708								
7	2'33.618	28.645	33.759	15.855	33.797								
8	1'43.634	22.012	32.843	15.675	33.104	284.2							
9	1'43.290	22.039	32.648	15.551	33.052	282.7							
10	1'43.241	21.922	32.750	15.613	32.956	281.9							
11	1'45.743	21.902	34.925	15.702	33.214	282.7							
12	1'53.065 *	22.188	34.114*	16.932	39.831	278.3							
13	1'43.817	22.049	32.857	15.673	33.238	281.2							
15th	35	Somkiat CHANTRA				IDEMITSU Honda Tea THA							
		Runs=2	Total laps=19	Full laps=16	Valid laps=15								
1	2'32.021	31.895	35.075	16.326	34.192								
2	1'45.780	22.708	33.543	15.992	33.537	278.3							
3	1'49.961	25.135	35.333	15.929	33.564	277.6							
4	1'44.715 *	22.335	33.229*	15.769	33.382	281.2							
5	1'44.104	22.083	33.138	15.693	33.190	281.9							
6	1'47.923	22.064	35.117	16.345	34.397	283.4							
7	1'45.946	22.375	33.758	16.093	33.720	279.0							
8	1'45.105	22.385	33.428	15.897	33.395	280.5							
9	1'44.747	22.226	33.244	15.773	33.504	281.2							
10	1'44.555	22.169	33.102	15.842	33.442	278.3							
11	1'45.559	22.293	33.477	16.081	33.708	276.9							
12	2'05.210 P	22.764	34.474	16.505	51.467	277.6							
13	7'42.083	30.153	34.490	16.019	33.279								
14	1'43.492	21.882	32.927	15.742	32.941	280.5							
15	1'43.526	21.975	32.947	15.599	33.005	281.2							
16	1'43.333	21.907	32.748	15.654	33.024	280.5							
17	1'43.303	21.871	32.836	15.529	33.067	281.9							
18	1'45.494	22.035	33.767	15.897	33.795	281.2							
19	1'44.633	22.152	32.927	15.905	33.649	280.5							
16th	15	Darryn BINDER				Liqui Moly Husqvarna RSA							
		Runs=2	Total laps=17	Full laps=14	Valid laps=12								
1	2'17.565	29.997	34.909	16.453	34.526								
2	1'46.245	22.730	33.591	15.940	33.984	280.5							
3	1'45.277	22.286	33.473	15.776	33.742	283.4							
4	1'44.141 *	22.041	33.135*	15.711	33.254	281.9							
5	1'50.559	22.199	36.322	16.196	35.842	289.5							
6	1'44.224	22.061	33.046	15.757	33.360	284.2							
Fastest Lap: Alonso LOPEZ Beta Tools SpeedUp SPA 1'42.362 21.667 32.531 15.360 32.804													

These data/results cannot be reproduced, stored and/or transmitted in whole or in part by any manner of electronic, mechanical, photocopying, recording, broadcasting or otherwise now known or herein after developed without the previous express consent by the copyright owner, except for reproduction in daily press and regular printed publications on sale to the public within 60 days of the event related to those data/results and always provided that copyright symbol appears together as follows below.
© DORNA, 2024

Practice Nr. 1

Moto2

Lap	Lap Time	T1	T2	T3	T4	Speed	Lap	Lap Time	T1	T2	T3	T4	Speed
7	1'45.096	21.979	33.493	16.226	33.398	284.2	2	1'45.507	22.458	33.525	15.895	33.629	280.5
8	1'44.369	21.982	33.187	15.773	33.427	283.4	3	1'44.881	22.426	33.343	15.831	33.281	280.5
9	1'44.209	22.283	32.959	15.642	33.325	282.7	4	1'44.773 *	22.152	33.386*	15.936	33.299	283.4
10	1'44.460	21.971	33.011	15.735	33.743	285.7	5	1'44.767	22.047	33.312	15.959	33.449	281.9
11	2'05.296 P	24.453	34.785	16.160	49.898	274.8	6	1'44.643	22.044	33.423	15.894	33.282	281.9
12	1'45.666	32.065	35.282	17.045	33.369		7	1'47.665	22.228	36.191	15.868	33.378	281.2
13	1'43.790	21.982	32.831	15.777	33.200	283.4	8	1'44.930	22.122	33.341	15.944	33.523	277.6
14	1'57.671	28.761	34.972	16.339	37.599	284.2	9	2'05.011 P	22.098	35.238	16.562	51.113	278.3
15	1'43.798	21.914	33.010	15.663	33.211	286.4	10	12'56.426	25.215	34.599	16.798	35.908	
16	1'54.909 *	21.987	33.930*	19.761	39.231	283.4	11	1'44.183	22.142	33.055	15.839	33.147	281.9
17	1'43.457	21.967	32.930	15.544	33.016	283.4	12	1'43.660	21.885	32.957	15.766	33.052	282.7
17th 64 Bo BENDSNEYDER Pertamina Mandalika NED Runs=2 Total laps=17 Full laps=14 Valid laps=13							13	1'45.115	21.858	33.795	16.035	33.427	282.7
1	2'20.371	30.536	34.731	16.079	34.202		14	1'44.019	21.995	33.066	15.746	33.212	279.0
2	1'45.299	22.483	33.865	15.715	33.236	276.9	15	1'44.050	21.998	33.074	15.811	33.167	281.2
3	1'45.023	22.166	33.322	15.680	33.855	279.7	16	1'43.676	21.969	32.794	15.806	33.107	279.0
4	1'45.023 *	22.359	33.279*	15.637	33.748	277.6	20th 10 Diogo MOREIRA Italtrans Racing Team BRA Runs=2 Total laps=18 Full laps=15 Valid laps=13						
5	2'05.680 P	22.187	33.258	16.107	54.128	280.5	1	2'03.188	29.523	34.784	16.869	34.134	
6	1'1'23.011	30.677	34.186	15.781	33.532		2	1'45.637	22.629	33.648	16.047	33.313	281.2
7	1'44.530	22.234	33.522	15.595	33.179	275.5	3	1'44.218	22.099	33.067	15.837	33.215	281.9
8	1'44.181	22.263	33.083	15.608	33.227	276.2	4	1'43.695	21.909	32.895	15.845	33.046	281.9
9	1'44.012	22.130	33.123	15.612	33.147	276.9	5	1'49.295	24.068	33.358	15.827	36.042	282.7
10	1'44.034	22.093	33.065	15.589	33.287	277.6	6	1'44.658	22.135	33.321	15.858	33.344	283.4
11	1'43.808	22.096	32.987	15.620	33.105	276.9	7	1'44.724	22.360	33.031	15.896	33.437	281.2
12	1'49.562	24.355	36.435	15.650	33.122	277.6	8	1'44.442	21.980	33.151	15.916	33.395	282.7
13	1'43.469	22.036	32.914	15.494	33.025	279.7	9	2'05.466 P	23.152	34.210	16.636	51.468	278.3
14	1'48.426	25.660	33.604	15.611	33.551	280.5	10	11'04.429	28.857	32.991	15.653	33.019	
15	1'45.388	22.021	32.984	15.584	34.799	281.9	11	1'44.548	22.080	32.941	15.839	33.688	279.0
16	1'45.357	21.994	33.674	16.027	33.662	284.2	12	1'44.390	22.191	32.944	15.818	33.437	280.5
17	1'44.436	22.013	32.998	15.754	33.671	284.2	13	1'45.360	22.122	33.643	15.951	33.644	280.5
18th 81 Senna AGIUS Liqui Moly Husqvarna AUS Runs=2 Total laps=18 Full laps=15 Valid laps=14							14	1'46.747	22.527	34.221	16.181	33.818	280.5
1	2'32.974	29.596	34.888	16.766	34.153		15	1'49.601	22.187	36.727	16.356	34.331	279.7
2	1'44.955	22.510	33.210	15.814	33.421	281.2	16	1'45.925 *	22.211	33.543*	16.440	33.731	281.9
3	1'44.697	22.158	33.470	15.789	33.280	284.2	17	1'44.792 *	22.157	33.141*	15.957	33.537	279.0
4	1'44.532 *	22.194	33.392*	15.724	33.222	284.9	18	1'44.493	22.263	32.939	15.897	33.394	279.0
5	1'44.047	22.086	33.010	15.626	33.325	281.2	21st 84 Zonta VD GOORBE RW-Idrofoglia Racing NED Runs=2 Total laps=18 Full laps=15 Valid laps=14						
6	1'44.397	22.262	32.956	15.737	33.442	281.2	1	2'04.167 *	29.645	34.842	16.727	34.854*	
7	1'44.266	22.118	33.145	15.669	33.334	279.7	2	1'46.946	23.118	33.894	16.377	33.557	270.6
8	1'44.082	22.035	33.025	15.684	33.338	281.2	3	1'45.338	22.361	33.513	15.829	33.635	284.2
9	2'02.177 P	22.019	35.057	16.826	48.275	279.0	4	1'44.560	22.221	33.148	15.724	33.467	279.0
10	10'12.635	26.065	34.367	16.017	33.901		5	1'44.845	22.242	33.221	15.784	33.598	279.0
11	1'43.748	22.029	32.846	15.681	33.192	274.8	6	1'44.694	22.219	33.266	15.795	33.414	279.0
12	1'43.642	21.903	32.869	15.501	33.369	280.5	7	1'48.295	23.072	35.534	15.994	33.695	278.3
13	1'43.516	21.936	32.887	15.470	33.223	281.9	8	1'44.650	22.141	33.162	15.797	33.550	279.7
14	1'45.094	22.866	33.236	15.664	33.328	284.2	9	2'06.291 P	23.963	34.498	16.243	51.587	278.3
15	1'43.485	21.924	32.899	15.495	33.167	281.9	10	10'21.010	29.359	34.127	15.967	33.419	
16	1'47.981	21.941	32.810	18.460	34.770	280.5	11	1'44.491	22.300	33.241	15.747	33.203	277.6
17	1'45.201	22.014	33.430	16.007	33.750	279.7	12	1'43.758	22.129	32.871	15.613	33.145	278.3
18	1'43.772	21.976	32.842	15.828	33.126	280.5	13	1'49.325	22.197	35.220	16.024	35.884	278.3
19th 5 Jaume MASIA Pertamina Mandalika SPA Runs=2 Total laps=16 Full laps=13 Valid laps=12							14	1'47.960	22.268	36.311	15.878	33.503	281.9
1	2'34.297	31.639	34.948	16.412	34.400		15	1'44.169	22.069	33.122	15.659	33.319	280.5
16	1'57.455 *	24.999	35.091*	20.465	36.900	279.7	17	1'45.455	22.657	33.383	15.876	33.539	283.4

Fastest Lap: Alonso LOPEZ Beta Tools SpeedUp SPA 1'42.362 21.667 32.531 15.360 32.804

These data/results cannot be reproduced, stored and/or transmitted in whole or in part by any manner of electronic, mechanical, photocopying, recording, broadcasting or otherwise now known or herein after developed without the previous express consent by the copyright owner, except for reproduction in daily press and regular printed publications on sale to the public within 60 days of the event related to those data/results and always provided that copyright symbol appears together as follows below.
© DORNA, 2024

Practice Nr. 1

Moto2

Lap	Lap Time	T1	T2	T3	T4	Speed	Lap	Lap Time	T1	T2	T3	T4	Speed	
18	1'44.041	22.113	33.101	15.644	33.183	285.7	8	1'45.130	22.448	33.466	15.812	33.404	281.2	
22nd	7	Barry BALTUS RW-Idrofoglia Racing BEL						9	2'00.375 P	22.253	33.447	16.021	48.654	279.0
		Runs=1	Total laps=3	Full laps=2	Valid laps=2		10	11'46.196	30.605	34.502	16.182	33.672		
1	2'13.417	29.617	34.720	16.364	33.422		11	1'45.019	22.574	33.407	15.847	33.191	276.9	
2	1'44.762	22.635	33.417	15.718	32.992	280.5	12	1'44.692	22.120	33.365	15.817	33.390	282.7	
3	1'43.794	21.918	32.895	15.747	33.234	279.0	13	1'44.805	22.372	33.297	15.842	33.294	281.2	
unfinished	21.992					279.0	14	1'44.648	22.142	33.571	15.782	33.153	281.9	
							15	4'35.341	21.991	3'20.527	17.922	34.901	284.9	
23rd	20	Xavi CARDELUS Fantic Racing AND						26th	28	Izan GUEVARA CFMOTO Inde Aspar SPA				
		Runs=2	Total laps=15	Full laps=12	Valid laps=10				Runs=1	Total laps=3	Full laps=1	Valid laps=1		
1	2'34.286	29.578	34.798	16.248	34.218		1	8'32.835	31.847	34.477	16.220	34.585		
2	1'44.901	22.207	33.503	15.718	33.473	285.7	2	1'44.677	22.313	33.123	15.830	33.411	279.0	
3	1'44.523	22.204	33.282	15.899	33.138	285.7	3	2'03.794 P	22.122	33.077	15.732	52.863	279.7	
4	1'46.325 *	22.095	35.074*	15.826	33.330	285.7								
5	1'45.509	22.435	33.817	15.890	33.367	286.4	27th	11	Alex ESCRIG KLINT Forward Factor SPA					
6	1'44.333	22.103	33.241	15.793	33.196	284.9			Runs=3	Total laps=15	Full laps=10	Valid laps=9		
7	1'44.891	22.225	33.516	15.798	33.352	283.4	1	2'02.452	30.486	35.787	16.520	34.230		
8	1'49.482	24.407	35.036	16.174	33.865	282.7	2	1'47.612	22.830	34.567	16.233	33.982	277.6	
9	2'03.593 P	22.503	33.799	16.000	51.291	279.0	3	1'46.415	22.718	33.825	15.929	33.943	280.5	
10	15'18.756	33.742	35.745	16.175	33.831		4	1'46.178	22.681	33.652	16.041	33.804	277.6	
11	1'50.942	22.295	36.447	18.250	33.950	282.7	5	2'07.955 P	22.995	35.157	16.613	53.190	279.0	
12	1'44.630	22.236	33.201	15.842	33.351	282.7	6	10'26.223	30.372	37.747	17.312	34.478		
13	1'45.890 *	22.140	33.387*	15.976	34.387	280.5	7	1'46.463	22.601	33.810	15.967	34.085	276.2	
14	1'44.362	22.325	33.139	15.705	33.193	288.7	8	1'46.122	22.488	33.836	16.029	33.769	275.5	
15	1'44.298	22.028	33.208	15.795	33.267	283.4	9	2'02.382 P	22.340	33.935	16.307	49.800	276.9	
							10	7'04.364	30.395	34.899	16.120	34.113		
24th	34	Mario AJI IDEMITSU Honda Tea INA						11	1'45.162	22.374	33.438	15.869	33.481	276.9
		Runs=3	Total laps=17	Full laps=12	Valid laps=10		12	1'44.789	22.209	33.207	15.775	33.598	279.0	
1	2'13.871	30.532	35.250	16.689	33.703		13	1'49.161 *	22.279	36.065*	16.299	34.518	278.3	
2	1'46.289	22.654	33.731	16.183	33.721	284.9	14	1'45.926	22.386	33.662	15.949	33.929	276.9	
3	1'46.087	22.558	33.562	16.040	33.927	281.9	15	1'48.836	22.545	35.047	16.547	34.697	277.6	
4	1'46.441 *	22.713	33.756*	16.225	33.747	283.4								
5	1'48.000	22.548	35.116	16.501	33.835	280.5	28th	22	Ayumu SASAKI Yamaha VR46 Master JPN					
6	1'46.208	22.536	33.812	16.254	33.606	279.0			Runs=3	Total laps=15	Full laps=10	Valid laps=8		
7	2'07.624 P	22.511	33.830*	16.706	54.577	276.2	1	2'13.091	29.876	34.937	16.377	34.664		
8	7'34.628	31.796	34.805	16.497	35.062		2	1'46.713	22.806	33.972	16.011	33.924	276.2	
9	1'47.629	23.226	34.053	16.226	34.124	276.9	3	1'46.384	22.453	33.843	15.873	34.215	279.7	
10	1'47.562	22.946	34.349	16.260	34.007	276.2	4	1'46.829 *	22.943	33.980*	16.125	33.781	280.5	
11	1'46.591	22.808	33.830	16.165	33.788	276.9	5	2'04.699 P	22.796	34.523	16.795	50.585	282.7	
12	2'05.413 P	22.578	34.011	16.379	52.445	279.0	6	7'26.691	29.257	34.410	16.141	34.297		
13	5'51.486	34.882	34.294	17.451	34.359		7	1'46.768	23.027	33.726	16.221	33.794	276.2	
14	1'46.470	23.379	33.605	16.125	33.361	281.9	8	1'46.021	22.426	33.647	15.877	34.071	280.5	
15	1'45.226 *	22.273	33.336*	16.101	33.516	280.5	9	1'46.179	22.426	33.539	16.044	34.170	276.9	
16	1'44.499	22.243	33.192	15.934	33.130	288.0	10	1'46.218	22.434	33.606	16.112	34.066	277.6	
17	1'45.466	22.219	33.665	15.962	33.620	284.2	11	2'03.763 P	22.430	33.740	16.114	51.479	276.9	
							12	8'46.900	29.533	34.980	16.517	33.560		
25th	53	Deniz ÖNCÜ Red Bull KTM Ajo TUR						13	1'44.871	22.051	33.366	15.855	33.599	282.7
		Runs=2	Total laps=15	Full laps=12	Valid laps=11		14	1'52.554 *	22.280	35.573*	16.522	38.179	279.0	
1	2'34.891	31.323	34.886	16.721	35.142		15	1'45.068	21.944	33.250	16.284	33.590	284.2	
2	1'44.955	22.275	33.557	15.872	33.251	285.7								
3	1'44.539	22.274	33.267	15.781	33.217	284.9	29th	43	Xavier ARTIGAS KLINT Forward Factor SPA					
4	1'44.755 *	22.352	33.316*	15.891	33.196	281.2			Runs=1	Total laps=5	Full laps=3	Valid laps=3		
5	1'44.548	22.158	33.196	15.741	33.453	281.2	1	2'04.065	30.181	35.642	17.303	34.872		
6	1'44.974	22.137	33.473	15.748	33.616	282.7	2	1'48.257	23.012	34.084	16.690	34.471	279.0	
7	1'44.941	22.309	33.392	15.862	33.378	278.3	3	1'47.787	22.843	33.995	16.375	34.574	280.5	

Fastest Lap: Alonso LOPEZ Beta Tools SpeedUp SPA 1'42.362 21.667 32.531 15.360 32.804

These data/results cannot be reproduced, stored and/or transmitted in whole or in part by any manner of electronic, mechanical, photocopying, recording, broadcasting or otherwise now known or herein after developed without the previous express consent by the copyright owner, except for reproduction in daily press and regular printed publications on sale to the public within 60 days of the event related to those data/results and always provided that copyright symbol appears together as follows below.
© DORNA, 2024

Practice Nr. 1

Moto2

Lap	Lap Time	T1	T2	T3	T4	Speed	Lap	Lap Time	T1	T2	T3	T4	Speed
4	1'47.036	22.696	33.875	16.204	34.261	276.9							
5	2'20.576 P	25.056	43.427	18.630	53.463	279.7							

Fastest Lap:	Alonso LOPEZ	Beta Tools SpeedUp	SPA	1'42.362	21.667	32.531	15.360	32.804
---------------------	--------------	--------------------	-----	-----------------	--------	--------	--------	--------

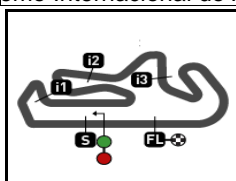
These data/results cannot be reproduced, stored and/or transmitted in whole or in part by any manner of electronic, mechanical, photocopying, recording, broadcasting or otherwise now known or herein after developed without the previous express consent by the copyright owner, except for reproduction in daily press and regular printed publications on sale to the public within 60 days of the event related to those data/results and always provided that copyright symbol appears together as follows below.
© DORNA, 2024

Official MotoGP Timing by **TISSOT**
www.motogp.com

Portimao, Friday, March 22, 2024

Page 6 of 6





4592 m.

GRANDE PRÉMIO TISSOT DE PORTUGAL

Practice Nr. 1

Best Partial Times

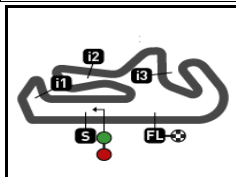
Moto2™

IT Ideal Lap Time, sum of the best partial times

BT Best Lap Time

T1		T2		T3		T4				IT		BT
Pos	Rider	Time	Rider	Time	Rider	Time	Rider	Time	Pos	Rider		
1A.	CANET	21.659	A.LOPEZ	32.531	F.ALDEGUER	15.354	A.CANET	32.613	1	A.LOPEZ	1'42.362	1'42.362 (1)
2A.	LOPEZ	21.667	A.CANET	32.584	A.LOPEZ	15.360	J.ROBERTS	32.662	2	A.CANET	1'42.375	1'42.375 (2)
3M.	GONZALEZ	21.694	J.DIXON	32.614	M.RAMIREZ	15.398	M.GONZALEZ	32.707	3	M.GONZALEZ	1'42.458	1'42.559 (4)
4J.	ROBERTS	21.703	M.RAMIREZ	32.615	J.ROBERTS	15.401	A.LOPEZ	32.804	4	J.ROBERTS	1'42.534	1'42.545 (3)
5J.	DIXON	21.732	D.FOGGIA	32.648	M.GONZALEZ	15.402	M.RAMIREZ	32.804	5	M.RAMIREZ	1'42.643	1'42.643 (5)
6F.	ALDEGUER	21.757	M.GONZALEZ	32.655	S.AGIUS	15.470	F.ALDEGUER	32.822	6	F.ALDEGUER	1'42.753	1'42.852 (6)
7A.	OGURA	21.771	C.VIETTI	32.672	A.ARENAS	15.472	T.ARBOLINO	32.831	7	T.ARBOLINO	1'42.797	1'42.904 (8)
8T.	ARBOLINO	21.783	T.ARBOLINO	32.701	T.ARBOLINO	15.482	C.VIETTI	32.863	8	J.DIXON	1'42.859	1'42.859 (7)
9A.	ARENAS	21.821	A.ARENAS	32.714	B.BENDSNEYDE	15.494	A.ARENAS	32.899	9	A.ARENAS	1'42.906	1'42.921 (9)
10M.	RAMIREZ	21.826	A.OGURA	32.714	J.ALCOBA	15.495	J.ALCOBA	32.917	10	C.VIETTI	1'42.927	1'43.008 (10)
11C.	VIETTI	21.847	S.GARCIA	32.721	A.OGURA	15.495	S.CHANTRA	32.941	11	A.OGURA	1'42.975	1'43.191 (12)
12J.	MASIA	21.858	S.CHANTRA	32.748	A.CANET	15.519	J.DIXON	32.946	12	D.FOGGIA	1'43.057	1'43.241 (14)
13S.	CHANTRA	21.871	J.ROBERTS	32.768	S.CHANTRA	15.529	D.FOGGIA	32.956	13	S.CHANTRA	1'43.089	1'43.303 (15)
14S.	GARCIA	21.900	J.ALCOBA	32.783	D.BINDER	15.544	B.BALTUS	32.992	14	J.ALCOBA	1'43.133	1'43.133 (11)
15D.	FOGGIA	21.902	J.MASIA	32.794	C.VIETTI	15.545	A.OGURA	32.995	15	S.GARCIA	1'43.214	1'43.214 (13)
16S.	AGIUS	21.903	S.AGIUS	32.810	D.FOGGIA	15.551	S.GARCIA	32.996	16	D.BINDER	1'43.305	1'43.457 (16)
17D.	MOREIRA	21.909	F.ALDEGUER	32.820	J.DIXON	15.567	D.BINDER	33.016	17	S.AGIUS	1'43.309	1'43.485 (18)
18D.	BINDER	21.914	D.BINDER	32.831	S.GARCIA	15.597	D.MOREIRA	33.019	18	B.BENDSNEYD	1'43.427	1'43.469 (17)
19B.	BALTUS	21.918	Z.VD GOORBER	32.871	Z.VD GOORBER	15.613	B.BENDSNEYDE	33.025	19	J.MASIA	1'43.450	1'43.660 (19)
20J.	ALCOBA	21.938	B.BALTUS	32.895	D.MOREIRA	15.653	J.MASIA	33.052	20	D.MOREIRA	1'43.476	1'43.695 (20)
21A.	SASAKI	21.944	D.MOREIRA	32.895	X.CARDELUS	15.705	S.AGIUS	33.126	21	B.BALTUS	1'43.523	1'43.794 (22)
22D.	ÖNCÜ	21.991	B.BENDSNEYDE	32.914	B.BALTUS	15.718	M.AJI	33.130	22	Z.VD GOORBE	1'43.698	1'43.758 (21)
23B.	BENDSNEYDE	21.994	I.GUEVARA	33.077	I.GUEVARA	15.732	X.CARDELUS	33.138	23	X.CARDELUS	1'44.010	1'44.298 (23)
24X.	CARDELUS	22.028	X.CARDELUS	33.139	D.ÖNCÜ	15.741	Z.VD GOORBER	33.145	24	D.ÖNCÜ	1'44.081	1'44.539 (25)

These data/results cannot be reproduced, stored and/or transmitted in whole or in part by any manner of electronic, mechanical, photocopying, recording, broadcasting or otherwise now known or herein after developed without the previous express consent by the copyright owner, except for reproduction in daily press and regular printed publications on sale to the public within 60 days of the event related to those data/results and always provided that copyright symbol appears together as follows below.
© DORNA, 2024



4592 m.

GRANDE PRÉMIO TISSOT DE PORTUGAL

Practice Nr. 1

Best Partial Times

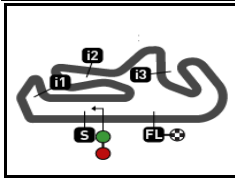
Moto2™

IT Ideal Lap Time, sum of the best partial times

BT Best Lap Time

<i>T1</i>			<i>T2</i>			<i>T3</i>			<i>T4</i>				
<i>Pos</i>	<i>Rider</i>	<i>Time</i>	<i>Rider</i>	<i>Time</i>	<i>Rider</i>	<i>Time</i>	<i>Rider</i>	<i>Time</i>	<i>Pos</i>	<i>Rider</i>	<i>IT</i>	<i>BT</i>	
25	Z.VD GOORBER	22.069	M.AJI	33.192	J.MASIA	15.746	D.ÖNCÜ	33.153	25	I.GUEVARA	1'44.342	1'44.677	(26)
26	I.GUEVARA	22.122	D.ÖNCÜ	33.196	A.ESCRIG	15.775	I.GUEVARA	33.411	26	M.AJI	1'44.475	1'44.499	(24)
27	A.ESCRIG	22.209	A.ESCRIG	33.207	A.SASAKI	15.855	A.ESCRIG	33.481	27	A.SASAKI	1'44.609	1'44.871	(28)
28	M.AJI	22.219	A.SASAKI	33.250	M.AJI	15.934	A.SASAKI	33.560	28	A.ESCRIG	1'44.672	1'44.789	(27)
29	X.ARTIGAS	22.696	X.ARTIGAS	33.875	X.ARTIGAS	16.204	X.ARTIGAS	34.261	29	X.ARTIGAS	1'47.036	1'47.036	(29)

These data/results cannot be reproduced, stored and/or transmitted in whole or in part by any manner of electronic, mechanical, photocopying, recording, broadcasting or otherwise now known or herein after developed without the previous express consent by the copyright owner, except for reproduction in daily press and regular printed publications on sale to the public within 60 days of the event related to those data/results and always provided that copyright symbol appears together as follows below.
© DORNA, 2024




4592 m.

GRANDE PRÉMIO TISSOT DE PORTUGAL

Practice Nr. 1

Fastest Laps Sequence

<i>Practice Time</i>	 <i>Rider</i>	<i>Nation</i>	<i>Motorcycle</i>	<i>Time</i>	<i>Km/h</i>	<i>Rider's Lap</i>
3'47.670	54 Fermin ALDEGUER	SPA	BOSCOSCURO	1'45.747	156.3	2
3'48.825	10 Diogo MOREIRA	BRA	KALEX	1'45.637	156.4	2
3'50.895	21 Alonso LOPEZ	SPA	BOSCOSCURO	1'44.683	157.9	2
4'10.997	16 Joe ROBERTS	USA	KALEX	1'44.098	158.8	2
4'44.935	18 Manuel GONZALEZ	SPA	KALEX	1'43.157	160.2	2
6'28.015	18 Manuel GONZALEZ	SPA	KALEX	1'43.080	160.3	3
31'33.342	54 Fermin ALDEGUER	SPA	BOSCOSCURO	1'42.996	160.5	13
32'28.823	18 Manuel GONZALEZ	SPA	KALEX	1'42.728	160.9	13
33'50.429	16 Joe ROBERTS	USA	KALEX	1'42.545	161.2	15
35'53.398	21 Alonso LOPEZ	SPA	BOSCOSCURO	1'42.362	161.4	14

These data/results cannot be reproduced, stored and/or transmitted in whole or in part by any manner of electronic, mechanical, photocopying, recording, broadcasting or otherwise now known or herein after developed without the previous express consent by the copyright owner, except for reproduction in daily press and regular printed publications on sale to the public within 60 days of the event related to those data/results and always provided that copyright symbol appears together as follows below.

© DORNA, 2024