


5513 m.

RED BULL GRAND PRIX OF THE AMERICAS

Race

Classification after 16 laps = 88.208 km

29

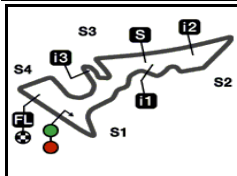
Pos		Rider	Nation	Team	Motorcycle	Total Time	Km/h	Gap
1	25	3 Sergio GARCIA	SPA	MT Helmets - MSI	BOSCOSCURO	34'25.954	153.7	
2	20	16 Joe ROBERTS	USA	OnlyFans American Racing Team	KALEX	34'26.446	153.6	0.492
3	16	54 Fermin ALDEGUER	SPA	Beta Tools SpeedUp	BOSCOSCURO	34'29.247	153.4	3.293
4	13	21 Alonso LOPEZ	SPA	Beta Tools SpeedUp	BOSCOSCURO	34'32.921	153.1	6.967
5	11	24 Marcos RAMIREZ	SPA	OnlyFans American Racing Team	KALEX	34'33.056	153.1	7.102
6	10	71 Dennis FOGGIA	ITA	Italtrans Racing Team	KALEX	34'33.104	153.1	7.150
7	9	79 Ai OGURA	JPN	MT Helmets - MSI	BOSCOSCURO	34'35.823	152.9	9.869
8	8	52 Jeremy ALCOBA	SPA	Yamaha VR46 Master Camp Team	KALEX	34'35.990	152.9	10.036
9	7	44 Aron CANET	SPA	Fantic Racing	KALEX	34'36.958	152.9	11.004
10	6	13 Celestino VIETTI	ITA	Red Bull KTM Ajo	KALEX	34'38.705	152.7	12.751
11	5	14 Tony ARBOLINO	ITA	Elf Marc VDS Racing Team	KALEX	34'39.183	152.7	13.229
12	4	75 Albert ARENAS	SPA	QJMOTOR Gresini Moto2	KALEX	34'40.688	152.6	14.734
13	3	18 Manuel GONZALEZ	SPA	QJMOTOR Gresini Moto2	KALEX	34'43.463	152.4	17.509
14	2	10 Diogo MOREIRA	BRA	Italtrans Racing Team	KALEX	34'43.913	152.3	17.959
15	1	12 Filip SALAC	CZE	Elf Marc VDS Racing Team	KALEX	34'43.948	152.3	17.994
16		7 Barry BALTUS	BEL	RW-Idrofoglia Racing GP	KALEX	34'44.572	152.3	18.618
17		81 Senna AGIUS	AUS	Liqui Moly Husqvarna Intact GP	KALEX	34'45.414	152.2	19.460
18		64 Bo BENDSNEYDER	NED	Pertamina Mandalika GAS UP Tea	KALEX	34'52.139	151.7	26.185
19		5 Jaume MASIA	SPA	Pertamina Mandalika GAS UP Tea	KALEX	34'52.226	151.7	26.272
20		28 Izan GUEVARA	SPA	CFMOTO Asterius Aspar Team	KALEX	34'52.305	151.7	26.351
21		35 Somkiat CHANTRA	THA	IDEMITSU Honda Team Asia	KALEX	34'55.740	151.5	29.786
22		53 Deniz ÖNCÜ	TUR	Red Bull KTM Ajo	KALEX	34'59.164	151.2	33.210
23		96 Jake DIXON	GBR	CFMOTO Asterius Aspar Team	KALEX	35'09.775	150.5	43.821
24		11 Alex ESCRIG	SPA	KLINT Forward Factory Team	FORWARD	35'10.938	150.4	44.984
25		43 Xavier ARTIGAS	SPA	KLINT Forward Factory Team	FORWARD	35'11.125	150.4	45.171
26		20 Xavi CARDELUS	AND	Fantic Racing	KALEX	35'26.037	149.3	1'00.083
27		15 Darryn BINDER	RSA	Liqui Moly Husqvarna Intact GP	KALEX	35'43.245	148.1	1'17.291
Not classified								
		84 Zonta VD GOORBERGH	NED	RW-Idrofoglia Racing GP	KALEX	15'37.803	148.1	9 laps
		34 Mario AJI	INA	IDEMITSU Honda Team Asia	KALEX	8'46.796	150.6	12 laps

The results are provisional until the end of the limit for protest and appeals.

Time limit for protest expires 60' after publication of the results - Time:

These data/results cannot be reproduced, stored and/or transmitted in whole or in part by any manner of electronic, mechanical, photocopying, recording, broadcasting or otherwise now known or herein after developed without the previous express consent by the copyright owner, except for reproduction in daily press and regular printed publications on sale to the public within 60 days of the event related to those data/results and always provided that copyright symbol appears together as follows below.

© DORNA, 2024




5513 m.

RED BULL GRAND PRIX OF THE AMERICAS

Race

Classification after 16 laps = 88.208 km

29

Pos	 Rider	Nation	Team	Motorcycle	Total Time	Km/h	Gap
-----	---	--------	------	------------	------------	------	-----

Race condition: Dry

Air: 24°
Humidity: 68%
Ground: 35°

Pole Position:**Fastest Lap (New record):****Best Race Lap:****All Time Lap Record:**

	Aron CANET	2'07.631	155.5 Km/h
Lap 6	Alonso LOPEZ	2'08.210	154.7 Km/h
2022	Aron CANET	2'09.312	153.4 Km/h
2024	Fermin ALDEGUER	2'07.543	155.6 Km/h

12:00'00

12:12'07

12:15'09

12:18'22

12:21'56 Manuel GONZALEZ12:21'57 Manuel GONZALEZ

12:24'32 Darryn BINDER

12:24'53 Darryn BINDER

12:27'21 Jake DIXON

12:27'39 Jake DIXON

12:27'52 Mario AJI

12:29'07 Manuel GONZALEZ

12:33'59 Zonta VD GOORBERGH

12:48'10 Deniz ÖNCÜ12:54'18 Aron CANET**SIGHTING LAP START**

All bikes on grid

WARM UP LAP START**RACE START****jump start****double long lap penalty due to jump start**

crashed out - Rider OK

re-joined race

crashed out - Rider OK

re-joined race

crashed out - Rider OK

double long lap penalty - COMPLETED

entered pits and retired

track limits warning**0.396 seconds penalty due to advantage gained in shortcut at T4**

The results are provisional until the end of the limit for protest and appeals.

Time limit for protest expires 60' after publication of the results - Time:

These data/results cannot be reproduced, stored and/or transmitted in whole or in part by any manner of electronic, mechanical, photocopying, recording, broadcasting or otherwise now known or herein after developed without the previous express consent by the copyright owner, except for reproduction in daily press and regular printed publications on sale to the public within 60 days of the event related to those data/results and always provided that copyright symbol appears together as follows below.

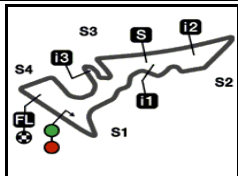
© DORNA, 2024

Official MotoGP Timing by TISSOT
www.motogp.com

Austin, Sunday, April 14, 2024

Page 2 of 2





5513 m.

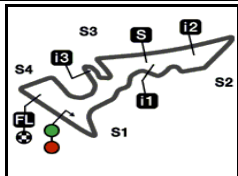
RED BULL GRAND PRIX OF THE AMERICAS

World Championship Classification

30

Rider		Points	Leader	Previous	QAT	POR	AME	SPA	FRA	CAT	ITA	KAZ	NED	GER	GBR	AUT	ARA	RSM	IND	INA	JPN	AUS	THA	MAL	VAL
1	GARCIA Sergio	SPA	51			16	10	25																	
2	ROBERTS Joe	USA	49	2	2	9	20	20																	
3	LOPEZ Alonso	SPA	38	13	11	25	0	13																	
4	CANET Aron	SPA	38	13	0	6	25	7																	
5	OGURA Ai	JPN	33	18	5	13	11	9																	
6	GONZALEZ Manuel	SPA	30	21	3	11	16	3																	
7	ALDEGUER Fermin	SPA	29	22	1	0	13	16																	
8	RAMIREZ Marcos	SPA	28	23	1	10	7	11																	
9	BALTUS Barry	BEL	23	28	5	20	3	0																	
10	VIETTI Celestino	ITA	22	29	1	7	9	6																	
11	ARENAS Albert	SPA	20	31	2	8	8	4																	
12	ALCOBA Jeremy	SPA	17	34	3	4	5	8																	
13	CHANTRA Somkiat	THA	11	40	6	5	6	0																	
14	FOGGIA Dennis	ITA	10	41	1	0	0	10																	
15	ARBOLINO Tony	ITA	9	42	1	0	4	5																	
16	VD GOORBERGH Zonta	NED	3	48	6	3	0	-																	
17	BENDSNEYDER Bo	NED	2	49	1	2	0	0																	
18	AGIUS Senna	AUS	2	49	0	0	2	0																	
19	MOREIRA Diogo	BRA	2	49	0	0	0	2																	
20	BINDER Darryn	RSA	1	50	1	0	1	0																	
21	ÖNCÜ Deniz	TUR	1	50	0	1	0	0																	
22	SALAC Filip	CZE	1	50	0	0	-	1																	

These data/results cannot be reproduced, stored and/or transmitted in whole or in part by any manner of electronic, mechanical, photocopying, recording, broadcasting or otherwise now known or herein after developed without the previous express consent by the copyright owner, except for reproduction in daily press and regular printed publications on sale to the public within 60 days of the event related to those data/results and always provided that copyright symbol appears together as follows below.
© DORNA, 2024



RED BULL GRAND PRIX OF THE AMERICAS

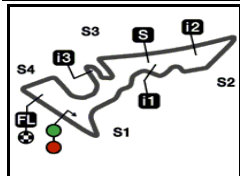
30

5513 m.

World Championship Classification

Rider	Points	Leader	Previous	QAT	POR	AME	SPA	FRA	CAT	ITA	KAZ	NED	GER	GBR	AUT	ARA	RSM	IND	INA	JPN	AUS	THA	MAL	VAL
23 MASIA Jaime	0	51	1	0	0	0																		
24 GUEVARA Izan	0	51	0	-	0	0																		
25 AJI Mario	0	51	0	0	0	-																		
26 CARDELUS Xavi	0	51	0	0	-	0																		
27 DIXON Jake	0	51	0	-	-	0																		
28 ESCRIG Alex	0	51	0	0	0	0																		
29 ARTIGAS Xavier	0	51	0	0	-	0																		

These data/results cannot be reproduced, stored and/or transmitted in whole or in part by any manner of electronic, mechanical, photocopying, recording, broadcasting or otherwise now known or herein after developed without the previous express consent by the copyright owner, except for reproduction in daily press and regular printed publications on sale to the public within 60 days of the event related to those data/results and always provided that copyright symbol appears together as follows below.
© DORNA, 2024



5513 m.

RED BULL GRAND PRIX OF THE AMERICAS

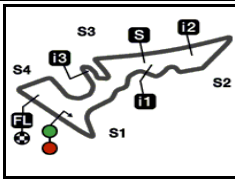
World Championship Classification

30

Constructor	Points	Leader	Previous	QAT	POR	AME	SPA	FRA	CAT	ITA	KAZ	NED	GER	GBR	AUT	ARA	RSM	IND	INA	JPN	AUS	THA	MAL	VAL	
1 KALEX	65			20	25	20																			
2 BOSCOSCURO	63	2	2	25	13	25																			

Team	Points	Leader	Previous	QAT	POR	AME	SPA	FRA	CAT	ITA	KAZ	NED	GER	GBR	AUT	ARA	RSM	IND	INA	JPN	AUS	THA	MAL	VAL	
1 MT HELMETS - MSI	84			29	21	34																			
2 ONLYFANS AMERICAN RACING TEAM	77	7	7	19	27	31																			
3 BETA TOOLS SPEEDUP	67	17	10	25	13	29																			
4 QJMOTOR GRESINI MOTO2	50	34	17	19	24	7																			
5 FANTIC RACING	38	46	12	6	25	7																			
6 RW-IDROFOGLIA RACING GP	26	58	12	23	3	-																			
7 RED BULL KTM AJO	23	61	3	8	9	6																			
8 YAMAHA VR46 MASTER CAMP TEAM	17	67	6	4	5	8																			
9 ITALTRANS RACING TEAM	12	72	5	-	-	12																			
10 IDEMITSU HONDA TEAM ASIA	11	73	1	5	6	-																			
11 ELF MARC VDS RACING TEAM	10	74	1	-	4	6																			
12 LIQUI MOLY HUSQVARNA INTACT GP	3	81	7	-	3	-																			
13 PERTAMINA MANDALIKA GAS UP TEA	2	82	1	2	-	-																			

These data/results cannot be reproduced, stored and/or transmitted in whole or in part by any manner of electronic, mechanical, photocopying, recording, broadcasting or otherwise now known or herein after developed without the previous express consent by the copyright owner, except for reproduction in daily press and regular printed publications on sale to the public within 60 days of the event related to those data/results and always provided that copyright symbol appears together as follows below.
© DORNA, 2024



5513 m.

RED BULL GRAND PRIX OF THE AMERICAS

Race

Lap Chart

31

Pos	1	2	3	4	5	6	7	8	9	10	11	12	13	14	15	16	17	18	19	20	21	22	23	24	25	26	27	28	29
Grid	44	54	3	75	16	24	71	21	18	64	14	7	52	96	13	10	79	5	35	12	53	81	28	84	34	43	20	11	15



1	3	16	71	96	21	18	75	54	79	44	52	13	7	5	24	10	12	14	15	81	28	84	34	53	43	35	64	11	20
2	3	16	71	21	96	54	18	75	79	52	44	13	7	5	10	12	24	15	14	81	28	84	34	35	64	53	43	20	11
3	3	16	71	21	96	54	18	44	79	75	52	13	7	24	10	12	14	81	28	84	35	5	34	64	53	43	20	11	15
4	3	16	71	21	54	96	44	79	75	52	24	13	7	10	18	12	14	81	28	35	84	5	34	53	64	43	20	11	15
5	3	16	71	21	54	44	79	75	24	52	13	7	10	12	14	81	28	35	18	5	84	53	64	43	20	11	96	15	
6	3	16	71	21	54	79	44	24	75	52	13	10	7	14	12	81	28	18	35	5	64	53	84	43	20	11	96	15	
7	3	16	71	54	21	79	44	24	75	52	13	10	7	14	12	81	18	28	35	5	64	53	43	20	11	96	84	15	
8	3	16	71	54	21	79	44	24	52	75	10	7	14	13	12	18	81	28	35	5	64	53	43	20	11	96	15		
9	3	16	71	54	21	44	79	24	52	75	14	7	10	13	12	18	81	28	35	5	64	53	43	11	20	96	15		
10	3	16	71	54	21	44	24	79	52	75	14	7	13	10	18	12	81	28	35	5	64	53	43	11	96	20	15		
L	11	3	16	54	71	21	24	79	52	44	75	14	13	7	10	18	12	81	28	35	5	64	53	43	96	11	20	15	
a	12	3	16	54	71	21	24	79	52	44	75	14	13	7	10	18	12	81	35	28	5	64	53	43	96	11	20	15	
P	13	3	54	16	71	21	24	79	52	44	14	75	13	7	10	18	12	81	35	5	64	28	53	96	43	11	20	15	
S	14	3	16	54	71	21	24	79	52	44	14	13	75	18	10	7	12	81	5	35	64	28	53	43	11	96	20	15	
	15	3	16	54	71	21	24	52	79	44	14	13	75	18	10	12	7	81	5	64	28	35	53	43	96	11	20	15	
	16	3	16	54	21	24	71	79	52	44	13	14	75	18	10	12	7	81	64	5	28	35	53	96	11	43	20	15	

Winner Lapped rider

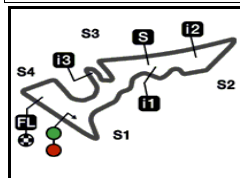
These data/results cannot be reproduced, stored and/or transmitted in whole or in part by any manner of electronic, mechanical, photocopying, recording, broadcasting or otherwise now known or herein after developed without the previous express consent by the copyright owner, except for reproduction in daily press and regular printed publications on sale to the public within 60 days of the event related to those data/results and always provided that copyright symbol appears together as follows below.

© DORNA, 2024

Official MotoGP Timing by TISSOT
www.motogp.com

Austin, Sunday, April 14, 2024






5513 m.

RED BULL GRAND PRIX OF THE AMERICAS

Race

Fastest Lap of Each Rider

32

	Rider	Nation	Team	Motorcycle	Time	Lap Total	Gap
1	21 Alonso LOPEZ	SPA	Beta Tools SpeedUp	BOSCOSCURO	2'08.210	6 16	
2	54 Fermin ALDEGUER	SPA	Beta Tools SpeedUp	BOSCOSCURO	2'08.251	6 16	0.041 0.041
3	3 Sergio GARCIA	SPA	MT Helmets - MSI	BOSCOSCURO	2'08.317	8 16	0.107 0.066
4	16 Joe ROBERTS	USA	OnlyFans American Racing Team	KALEX	2'08.387	4 16	0.177 0.070
5	71 Dennis FOGGIA	ITA	Italtrans Racing Team	KALEX	2'08.518	6 16	0.308 0.131
6	24 Marcos RAMIREZ	SPA	OnlyFans American Racing Team	KALEX	2'08.684	6 16	0.474 0.166
7	44 Aron CANET	SPA	Fantic Racing	KALEX	2'08.749	4 16	0.539 0.065
8	52 Jeremy ALCOBA	SPA	Yamaha VR46 Master Camp Team	KALEX	2'08.787	8 16	0.577 0.038
9	79 Ai OGURA	JPN	MT Helmets - MSI	BOSCOSCURO	2'08.788	4 16	0.578 0.001
10	96 Jake DIXON	GBR	CFMOTO Asterius Aspar Team	KALEX	2'08.793	3 16	0.583 0.005
11	13 Celestino VIETTI	ITA	Red Bull KTM Ajo	KALEX	2'08.997	7 16	0.787 0.204
12	14 Tony ARBOLINO	ITA	Elf Marc VDS Racing Team	KALEX	2'09.011	8 16	0.801 0.014
13	7 Barry BALTUS	BEL	RW-Idrofoglia Racing GP	KALEX	2'09.068	3 16	0.858 0.057
14	75 Albert ARENAS	SPA	QJMOTOR Gresini Moto2	KALEX	2'09.074	4 16	0.864 0.006
15	10 Diogo MOREIRA	BRA	Italtrans Racing Team	KALEX	2'09.127	7 16	0.917 0.053
16	18 Manuel GONZALEZ	SPA	QJMOTOR Gresini Moto2	KALEX	2'09.332	7 16	1.122 0.205
17	64 Bo BENDSNEYDER	NED	Pertamina Mandalika GAS UP Team	KALEX	2'09.402	8 16	1.192 0.070
18	12 Filip SALAC	CZE	Elf Marc VDS Racing Team	KALEX	2'09.429	5 16	1.219 0.027
19	81 Senna AGIUS	AUS	Liqui Moly Husqvarna Intact GP	KALEX	2'09.437	4 16	1.227 0.008
20	35 Somkiat CHANTRA	THA	IDEMITSU Honda Team Asia	KALEX	2'09.440	5 16	1.230 0.003
21	28 Izan GUEVARA	SPA	CFMOTO Asterius Aspar Team	KALEX	2'09.540	5 16	1.330 0.100
22	5 Jaume MASIA	SPA	Pertamina Mandalika GAS UP Team	KALEX	2'09.640	9 16	1.430 0.100
23	84 Zonta VD GOORBERGH	NED	RW-Idrofoglia Racing GP	KALEX	2'09.874	3 7	1.664 0.234
24	15 Darryn BINDER	RSA	Liqui Moly Husqvarna Intact GP	KALEX	2'09.898	2 16	1.688 0.024
25	53 Deniz ÖNCÜ	TUR	Red Bull KTM Ajo	KALEX	2'10.024	3 16	1.814 0.126
26	34 Mario AJI	INA	IDEMITSU Honda Team Asia	KALEX	2'10.320	4 4	2.110 0.296
27	43 Xavier ARTIGAS	SPA	KLINT Forward Factory Team	FORWARD	2'10.684	3 16	2.474 0.364
28	11 Alex ESCRIG	SPA	KLINT Forward Factory Team	FORWARD	2'10.734	12 16	2.524 0.050
29	20 Xavi CARDELUS	AND	Fantic Racing	KALEX	2'11.010	2 16	2.800 0.276

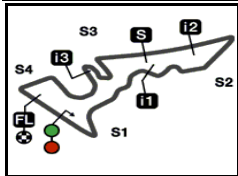
These data/results cannot be reproduced, stored and/or transmitted in whole or in part by any manner of electronic, mechanical, photocopying, recording, broadcasting or otherwise now known or herein after developed without the previous express consent by the copyright owner, except for reproduction in daily press and regular printed publications on sale to the public within 60 days of the event related to those data/results and always provided that copyright symbol appears together as follows below.

© DORNA, 2024

Official MotoGP Timing by TISSOT
www.motogp.com

Austin, Sunday, April 14, 2024





5513 m.

RED BULL GRAND PRIX OF THE AMERICAS

After the Race

Event Best Maximum Speed

33



Rider	Nation Team	Motorcycle	Km/h
13 Celestino VIETTI	ITA Red Bull KTM Ajo	KALEX	291.8 Race
15 Darryn BINDER	RSA Liqui Moly Husqvarna Intact GP	KALEX	291.1 Race
28 Izan GUEVARA	SPA CFMOTO Asterius Aspar Team	KALEX	291.1 Free Practice
10 Diogo MOREIRA	BRA Italtrans Racing Team	KALEX	290.3 Race
52 Jeremy ALCOBA	SPA Yamaha VR46 Master Camp Tea	KALEX	289.5 Race
84 Zonta VD GOORBERGH	NED RW-Idrofoglia Racing GP	KALEX	288.7 Practice Nr. 2
3 Sergio GARCIA	SPA MT Helmets - MSI	BOSCOSCURO	288.7 Practice Nr. 2
43 Xavier ARTIGAS	SPA KLINT Forward Factory Team	FORWARD	288.0 Race
12 Filip SALAC	CZE Elf Marc VDS Racing Team	KALEX	288.0 Race
24 Marcos RAMIREZ	SPA OnlyFans American Racing Team	KALEX	288.0 Race
35 Somkiat CHANTRA	THA IDEMITSU Honda Team Asia	KALEX	288.0 Race
79 Ai OGURA	JPN MT Helmets - MSI	BOSCOSCURO	288.0 Practice Nr. 1
5 Jaume MASIA	SPA Pertamina Mandalika GAS UP Tea	KALEX	288.0 Practice Nr. 2
71 Dennis FOGGIA	ITA Italtrans Racing Team	KALEX	288.0 Practice Nr. 2
20 Xavi CARDELUS	AND Fantic Racing	KALEX	287.2 Race
81 Senna AGIUS	AUS Liqui Moly Husqvarna Intact GP	KALEX	286.4 Free Practice
34 Mario AJI	INA IDEMITSU Honda Team Asia	KALEX	286.4 Race
21 Alonso LOPEZ	SPA Beta Tools SpeedUp	BOSCOSCURO	286.4 Practice Nr. 2
54 Fermin ALDEGUER	SPA Beta Tools SpeedUp	BOSCOSCURO	286.4 Practice Nr. 2
53 Deniz ÖNCÜ	TUR Red Bull KTM Ajo	KALEX	286.4 Practice Nr. 2
18 Manuel GONZALEZ	SPA QJMOTOR Gresini Moto2	KALEX	286.4 Race
7 Barry BALTUS	BEL RW-Idrofoglia Racing GP	KALEX	285.7 Free Practice
75 Albert ARENAS	SPA QJMOTOR Gresini Moto2	KALEX	285.7 Race
96 Jake DIXON	GBR CFMOTO Asterius Aspar Team	KALEX	285.7 Free Practice
44 Aron CANET	SPA Fantic Racing	KALEX	285.7 Race
14 Tony ARBOLINO	ITA Elf Marc VDS Racing Team	KALEX	284.9 Qualifying Nr. 2
16 Joe ROBERTS	USA OnlyFans American Racing Team	KALEX	283.4 Qualifying Nr. 2
64 Bo BENDSNEYDER	NED Pertamina Mandalika GAS UP Tea	KALEX	282.7 Race
11 Alex ESCRIG	SPA KLINT Forward Factory Team	FORWARD	282.7 Free Practice

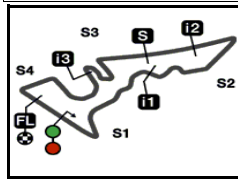
These data/results cannot be reproduced, stored and/or transmitted in whole or in part by any manner of electronic, mechanical, photocopying, recording, broadcasting or otherwise now known or herein after developed without the previous express consent by the copyright owner, except for reproduction in daily press and regular printed publications on sale to the public within 60 days of the event related to those data/results and always provided that copyright symbol appears together as follows below.

© DORNA, 2024

Official MotoGP Timing by TISSOT
www.motogp.com

Austin, Sunday, April 14, 2024





5513 m.

RED BULL GRAND PRIX OF THE AMERICAS

Race

Chronological Analysis of Performances

34

* Lap / Sector time cancelled T1 Time from finish line to 1st intermediate T3 Time from 2nd intermed. to 3rd intermed.
 P Crossing the finish line in pit lane T2 Time from 1st intermed. to 2nd intermed. T4 Time from 3rd intermediate to finish line

Lap	Lap Time	T1	T2	T3	T4	Speed	Lap	Lap Time	T1	T2	T3	T4	Speed
1st 3 Sergio GARCIA MT Helmets - MSI SPA							7	2'08.753	36.428	31.123	32.313	28.889	275.5
Runs=1 Total laps=16 Full laps=15 Valid laps=15							8	2'09.187 *	36.865	31.200	32.086*	29.036	276.9
1	2'09.813	37.282	31.410	32.041	29.080	279.0	9	2'08.600	36.367	31.070	32.025	29.138	279.0
2	2'08.600	36.273	31.319	32.037	28.971	278.3	10	2'09.016	36.461	31.200	32.180	29.175	281.2
3	2'08.560	36.066	31.452	31.947	29.095	279.7	11	2'09.132	36.554	31.295	32.037	29.246	277.6
4	2'08.468	36.201	31.378	31.868	29.021	280.5	12	2'09.308	36.659	31.393	32.089	29.167	278.3
5	2'08.583	36.131	31.273	31.997	29.182	279.7	13	2'09.588	36.780	31.332	32.197	29.279	277.6
6	2'08.340	36.070	31.331	31.997	28.942	281.9	14	2'10.209	36.766	31.297	32.214	29.932	278.3
7	2'08.702	36.052	31.602	32.071	28.977	279.7	15	2'10.351	36.903	31.411	32.542	29.495	279.0
8	2'08.317	36.239	31.161	31.987	28.930	278.3	16	2'10.878	37.116	31.623	32.423	29.716	276.2
9	2'08.757	36.206	31.571	31.837	29.143	279.0							
10	2'08.873	36.232	31.474	31.945	29.222	280.5							
11	2'08.729	36.302	31.179	32.057	29.191	279.0							
12	2'10.618	36.342	32.939	32.117	29.220	278.3							
13	2'09.705	36.499	31.254	32.441	29.511	279.7							
14	2'09.386	36.556	31.385	32.145	29.300	281.9							
15	2'10.627	36.778	32.331	32.198	29.320	279.0							
16	2'09.876	36.508	31.486	32.259	29.623	279.7							
4th 21 Alonso LOPEZ Beta Tools SpeedUp SPA							7	2'08.996	36.495	31.260	32.111	29.130	276.2
Runs=1 Total laps=16 Full laps=15 Valid laps=15							8	2'09.590	36.780	31.427	32.204	29.179	281.9
1	2'11.017	38.403	31.430	32.156	29.028	283.4	9	2'09.359	36.644	31.477	32.021	29.217	276.9
2	2'08.782	36.289	31.325	32.057	29.111	284.2	10	2'09.449	36.692	31.339	32.084	29.334	278.3
3	2'08.693	36.453	31.249	32.022	28.969	278.3	11	2'09.702	36.725	31.418	32.176	29.383	277.6
4	2'08.631	36.461	31.103	32.086	28.981	279.7	12	2'10.145	36.914	31.636	32.216	29.379	279.0
5	2'08.686	36.457	31.133	32.042	29.054	279.7	13	2'10.103	36.998	31.475	32.220	29.410	278.3
6	2'08.210	36.343	31.006	31.832	29.029	281.2	14	2'09.912	36.800	31.330	32.348	29.434	279.7
7	2'08.996	36.495	31.260	32.111	29.130	276.2	15	2'10.260	37.098	31.340	32.353	29.469	280.5
8	2'09.590	36.780	31.427	32.204	29.179	281.9	16	2'11.386	37.158	31.684	32.427	30.117	279.0
5th 24 Marcos RAMIREZ OnlyFans American R SPA							7	2'08.780	36.514	31.294	32.029	28.943	279.0
Runs=1 Total laps=16 Full laps=15 Valid laps=15							8	2'09.110	36.530	31.412	32.008	29.160	279.0
1	2'13.654	39.027	32.185	33.069	29.373	288.0	9	2'09.543	36.840	31.466	32.099	29.138	281.9
2	2'10.199	36.580	31.388	33.129	29.102	285.7	10	2'09.858	36.692	31.359	32.396	29.411	281.2
3	2'08.719	36.341	31.328	32.033	29.017	281.9	11	2'09.192	36.633	31.319	32.046	29.194	279.0
4	2'08.932	36.482	31.344	31.926	29.180	284.2	12	2'09.149	36.512	31.443	31.935	29.259	277.6
5	2'09.052	36.480	31.202	32.251	29.119	281.9	13	2'09.338	36.885	31.281	31.954	29.218	277.6
6	2'08.684	36.516	31.232	31.946	28.990	281.2	14	2'09.259	36.733	31.369	32.026	29.131	278.3
3rd 54 Fermin ALDEGUER Beta Tools SpeedUp SPA							7	2'08.210	36.343	31.006	31.832	29.029	
Runs=1 Total laps=16 Full laps=15 Valid laps=14							8	2'09.110	36.530	31.412	32.008	29.160	279.0
1	2'11.918	38.573	31.517	32.783	29.045	281.9	9	2'09.543	36.840	31.466	32.099	29.138	281.9
2	2'08.713	36.567	31.184	32.022	28.940	278.3	10	2'09.858	36.692	31.359	32.396	29.411	281.2
3	2'08.484	36.307	31.037	32.002	29.138	281.9	11	2'09.192	36.633	31.319	32.046	29.194	279.0
4	2'08.461	36.406	31.181	31.899	28.975	279.0	12	2'09.149	36.512	31.443	31.935	29.259	277.6
5	2'08.398	36.216	31.065	32.065	29.052	284.9	13	2'09.338	36.885	31.281	31.954	29.218	277.6
6	2'08.251	36.250	31.311	31.773	28.917	281.2	14	2'09.259	36.733	31.369	32.026	29.131	278.3

Fastest Lap: Alonso LOPEZ Beta Tools SpeedUp SPA **2'08.210** 36.343 31.006 31.832 29.029

These data/results cannot be reproduced, stored and/or transmitted in whole or in part by any manner of electronic, mechanical, photocopying, recording, broadcasting or otherwise now known or herein after developed without the previous express consent by the copyright owner, except for reproduction in daily press and regular printed publications on sale to the public within 60 days of the event related to those data/results and always provided that copyright symbol appears together as follows below.
 © DORNA, 2024



Race

Moto2

Lap	Lap Time	T1	T2	T3	T4	Speed	Lap	Lap Time	T1	T2	T3	T4	Speed
15	2'09.539	36.771	31.454	32.003	29.311	279.0	14	2'09.556	36.600	31.602	31.962	29.392	283.4
16	2'10.048	36.675	31.363	32.040	29.970	279.7	15	2'09.718	36.548	31.715	32.070	29.385	282.7
6th 71 Dennis FOGGIA Italtrans Racing Team ITA Runs=1 Total laps=16 Full laps=15 Valid laps=15							9th 44 Aron CANET Fantic Racing SPA Runs=1 Total laps=16 Full laps=15 Valid laps=14						
1	2'10.248	37.843	31.343	32.084	28.978	281.2	1	2'12.488	38.819	32.139	32.345	29.185	285.7
2	2'08.827	36.411	31.471	32.019	28.926	280.5	2	2'09.610	36.345	31.620	32.601	29.044	279.7
3	2'08.706	36.293	31.462	31.992	28.959	280.5	3	2'08.944	36.482	31.330	31.989	29.143	278.3
4	2'08.743	36.386	31.266	32.108	28.983	280.5	4	2'08.749	36.352	31.267	32.010	29.120	281.9
5	2'08.616	36.299	31.240	32.044	29.033	279.7	5	2'09.032	36.440	31.301	32.148	29.143	277.6
6	2'08.518	36.314	31.229	31.968	29.007	279.7	6	2'09.652	36.624	31.436	32.367	29.225	277.6
7	2'08.741	36.461	31.184	32.102	28.994	279.0	7	2'09.208	36.472	31.458	32.119	29.159	281.2
8	2'08.771	36.407	31.342	32.000	29.022	276.9	8	2'09.157	36.500	31.477	31.967	29.213	278.3
9	2'09.119	36.455	31.267	32.190	29.207	279.0	9	2'08.980 *	36.07 *	31.522	32.173	29.214	276.9
10	2'09.264	36.544	31.428	32.224	29.068	279.0	10	2'10.494	37.134	31.531	32.251	29.578	277.6
11	2'09.660	36.661	31.516	32.255	29.228	279.7	11	2'10.612	36.503	31.471	33.029	29.609	275.5
12	2'09.924	36.749	31.473	32.304	29.398	279.7	12	2'09.740	36.504	31.664	32.183	29.389	280.5
13	2'10.507	36.841	31.627	32.421	29.618	276.9	13	2'09.656	36.655	31.418	32.175	29.408	280.5
14	2'10.453	37.078	31.553	32.337	29.485	278.3	14	2'09.841	36.738	31.573	32.222	29.308	280.5
15	2'11.065	37.221	31.676	32.579	29.589	277.6	15	2'09.821	36.653	31.587	32.244	29.337	280.5
16	2'11.942	37.356	31.904	32.836	29.846	276.2	16	2'10.578	36.806	31.660	32.431	29.681	279.0
7th 79 Ai OGURA MT Helmets - MSI JPN Runs=1 Total laps=16 Full laps=15 Valid laps=15							10th 13 Celestino VIETTI Red Bull KTM Ajo ITA Runs=1 Total laps=16 Full laps=15 Valid laps=14						
1	2'12.348	38.947	31.968	32.242	29.191	284.2	1	2'12.964	39.316	32.064	32.302	29.282	291.8
2	2'09.334	36.688	31.432	32.195	29.019	283.4	2	2'09.495 *	36.585	31.583 *	32.227	29.100	284.9
3	2'09.543	36.275	32.207	32.016	29.045	283.4	3	2'09.506	36.597	31.524	32.240	29.145	288.0
4	2'08.788	36.369	31.238	32.071	29.110	285.7	4	2'09.767	36.697	31.544	32.134	29.392	284.2
5	2'09.047	36.420	31.267	32.197	29.163	284.9	5	2'09.574	36.738	31.369	32.012	29.455	283.4
6	2'09.140	36.568	31.415	31.989	29.168	285.7	6	2'09.361	36.821	31.349	32.014	29.177	284.2
7	2'09.234	36.405	31.555	32.124	29.150	279.0	7	2'08.997	36.594	31.300	31.925	29.178	283.4
8	2'08.938	36.472	31.396	31.995	29.075	278.3	8	2'11.718	36.709	33.447	32.268	29.294	283.4
9	2'10.124	37.290	31.548	32.037	29.249	281.2	9	2'09.761	36.852	31.520	32.207	29.182	287.2
10	2'10.099	36.673	31.677	32.041	29.708	286.4	10	2'09.360	36.663	31.330	32.196	29.171	284.9
11	2'09.828	36.826	31.485	32.172	29.345	282.7	11	2'09.595	37.029	31.390	31.960	29.216	281.9
12	2'09.558	36.609	31.524	32.084	29.341	280.5	12	2'09.608	36.703	31.513	32.068	29.324	283.4
13	2'09.730	36.763	31.428	32.026	29.513	280.5	13	2'09.359	36.764	31.374	31.979	29.242	282.7
14	2'09.569	36.661	31.504	31.993	29.411	281.2	14	2'09.739	36.768	31.459	32.199	29.313	284.2
15	2'09.935	36.712	31.519	32.052	29.652	281.2	15	2'09.609	36.823	31.458	32.040	29.288	284.9
16	2'10.608	37.041	31.658	32.063	29.846	281.9	16	2'10.292	37.280	31.411	32.213	29.388	281.9
8th 52 Jeremy ALCOBA Yamaha VR46 Master SPA Runs=1 Total laps=16 Full laps=15 Valid laps=14							11th 14 Tony ARBOLINO Elf Marc VDS Racing ITA Runs=1 Total laps=16 Full laps=15 Valid laps=15						
1	2'12.757	39.473	31.826	32.213	29.245	289.5	1	2'14.047	39.938	32.491	32.253	29.365	280.5
2	2'09.160	36.407	31.518	32.179	29.056	288.0	2	2'10.767	36.779	31.621	32.863	29.504	282.7
3	2'09.743	36.247	32.024	32.163	29.309	281.9	3	2'09.993	36.477	31.315	32.540	29.661	280.5
4	2'09.315	36.515	31.480	32.255	29.065	286.4	4	2'09.292	36.488	31.359	32.153	29.292	280.5
5	2'09.710	36.533	31.376	32.330	29.471	283.4	5	2'09.030	36.405	31.363	32.138	29.124	281.2
6	2'09.111	36.645	31.349	32.014	29.103	281.2	6	2'09.376	36.390	31.528	32.172	29.286	284.2
7	2'09.342	36.377	31.584	32.292	29.089	277.6	7	2'09.223	36.616	31.312	32.085	29.210	279.0
8	2'08.787	36.325	31.409	31.894	29.159	279.0	8	2'09.011	36.463	31.325	32.025	29.198	279.7
9	2'09.216 *	36.572	31.393 *	32.060	29.191	280.5	9	2'09.174	36.415	31.592	31.949	29.218	282.7
10	2'09.654	36.437	31.570	32.147	29.500	281.2	10	2'09.465	36.426	31.510	32.210	29.319	277.6
11	2'09.781	36.719	31.568	32.179	29.315	281.2	11	2'09.515	36.623	31.433	32.168	29.291	277.6
12	2'09.658	36.609	31.509	32.123	29.417	282.7	12	2'09.479	36.553	31.405	32.037	29.484	281.2
13	2'09.617	36.605	31.534	32.067	29.411	281.9							

Fastest Lap: Alonso LOPEZ Beta Tools SpeedUp SPA 2'08.210 36.343 31.006 31.832 29.029

These data/results cannot be reproduced, stored and/or transmitted in whole or in part by any manner of electronic, mechanical, photocopying, recording, broadcasting or otherwise now known or herein after developed without the previous express consent by the copyright owner, except for reproduction in daily press and regular printed publications on sale to the public within 60 days of the event related to those data/results and always provided that copyright symbol appears together as follows below.
 © DORNA, 2024



Race

Moto2

Lap	Lap Time	T1	T2	T3	T4	Speed	Lap	Lap Time	T1	T2	T3	T4	Speed
13	2'10.096	36.952	31.681	32.096	29.367	278.3	12	2'10.347	36.654	31.960	32.414	29.319	281.2
14	2'09.933	36.782	31.603	32.168	29.380	279.0	13	2'10.424	36.712	31.667	32.123	29.922	283.4
15	2'09.783	36.749	31.483	32.053	29.498	279.7	14	2'10.684 *	37.290	31.614*	32.332	29.448	282.7
16	2'10.999	37.614	31.533	32.451	29.401	281.9	15	2'10.168	36.935	31.604	32.227	29.402	281.2
							16	2'10.992	36.916	31.736	32.385	29.955	283.4

12th 75 Albert ARENAS QJMOTOR Gresini Mo SPA
Runs=1 Total laps=16 Full laps=15 Valid laps=15

1	2'11.468	38.723	31.627	32.079	29.039	280.5
2	2'09.910	37.171	31.663	32.095	28.981	282.7
3	2'10.189	36.475	32.462	32.200	29.052	285.7
4	2'09.074	36.428	31.488	32.304	28.854	280.5
5	2'09.451	36.718	31.358	32.267	29.108	276.2
6	2'09.262	36.606	31.315	32.004	29.337	279.0
7	2'09.563	36.707	31.692	32.145	29.019	278.3
8	2'09.657	36.514	31.770	32.106	29.267	279.7
9	2'09.495	36.767	31.367	32.147	29.214	279.7
10	2'09.662	36.702	31.596	32.099	29.265	277.6
11	2'09.850	36.804	31.504	32.191	29.351	278.3
12	2'10.561	37.079	31.765	32.220	29.497	278.3
13	2'10.537	37.073	31.821	32.357	29.286	277.6
14	2'10.363	37.025	31.696	32.259	29.383	284.9
15	2'10.687	37.180	31.758	32.290	29.459	278.3
16	2'10.959	37.253	31.701	32.457	29.548	276.9

13th 18 Manuel GONZALEZ QJMOTOR Gresini Mo SPA
Runs=1 Total laps=16 Full laps=15 Valid laps=14

1	2'11.285	38.219	31.427	32.280	29.359	284.2
2	2'09.902 *	37.496	31.294	32.063	29.049*	279.7
3	2'09.550	36.336	31.272	32.593	29.349	276.9
4	2'11.893	36.355	31.300	35.000	29.238	277.6
5	2'12.409	36.559	31.302	35.312	29.236	282.7
6	2'09.549	36.598	31.485	32.190	29.276	286.4
7	2'09.332	36.690	31.449	31.997	29.196	279.7
8	2'09.424	36.561	31.358	32.153	29.352	278.3
9	2'09.517	36.581	31.465	32.240	29.231	279.7
10	2'09.996	36.850	31.565	32.141	29.440	283.4
11	2'09.587	36.696	31.490	32.100	29.301	276.9
12	2'09.678	36.639	31.451	32.223	29.365	279.7
13	2'10.066	36.730	31.388	32.317	29.631	283.4
14	2'10.137	36.823	31.509	32.433	29.372	278.3
15	2'10.241	36.896	31.575	32.307	29.463	277.6
16	2'10.897	37.076	31.709	32.472	29.640	276.9

14th 10 Diogo MOREIRA Italtrans Racing Team BRA
Runs=1 Total laps=16 Full laps=15 Valid laps=13

1	2'13.812	39.787	32.031	32.481	29.513	288.7
2	2'09.584	36.508	31.406	32.457	29.213	290.3
3	2'09.333	36.377	31.268	32.344	29.344	282.7
4	2'09.304	36.450	31.343	32.369	29.142	283.4
5	2'09.502	36.756	31.256	32.409	29.081	279.0
6	2'09.282	36.822	31.421	31.921	29.118	285.7
7	2'09.127	36.534	31.406	32.029	29.158	283.4
8	2'10.137 *	36.832	31.688*	32.252	29.365	279.0
9	2'10.930	37.905	31.606	32.175	29.244	280.5
10	2'09.982	36.872	31.609	32.175	29.326	279.7
11	2'10.305	36.634	31.461	32.423	29.787	282.7

15th 12 Filip SALAC Elf Marc VDS Racing CZE
Runs=1 Total laps=16 Full laps=15 Valid laps=14

1	2'13.899	39.592	32.155	32.701	29.451	288.0
2	2'09.629	36.532	31.695	32.164	29.238	282.7
3	2'10.101	36.771	31.549	32.470	29.311	284.9
4	2'09.560	36.488	31.555	32.206	29.311	280.5
5	2'09.429	36.557	31.449	32.195	29.228	280.5
6	2'09.917	36.733	31.526	32.195	29.463	280.5
7	2'10.150	36.838	31.566	32.401	29.345	280.5
8	2'09.902	36.669	31.516	32.406	29.311	278.3
9	2'09.983	36.770	31.609	32.333	29.271	279.0
10	2'10.488 *	36.887	31.714*	32.509	29.378	279.7
11	2'09.897	36.644	31.620	32.314	29.319	279.0
12	2'09.704	36.567	31.476	32.248	29.413	281.2
13	2'09.989	36.764	31.509	32.262	29.454	280.5
14	2'10.472	36.858	31.730	32.359	29.525	284.2
15	2'10.110	36.803	31.526	32.388	29.393	283.4
16	2'10.718	36.824	31.651	32.498	29.745	283.4

16th 7 Barry BALTUS RW-Idrofoglia Racing BEL
Runs=1 Total laps=16 Full laps=15 Valid laps=13

1	2'13.078	38.667	32.416	32.695	29.300	281.9
2	2'10.003	36.597	31.507	32.723	29.176	283.4
3	2'09.068	36.471	31.438	32.143	29.016	278.3
4	2'09.757	36.605	31.723	32.272	29.157	284.2
5	2'09.472	36.647	31.440	32.277	29.108	279.7
6	2'09.805	36.865	31.425	32.391	29.124	279.0
7	2'09.416	36.601	31.356	32.293	29.166	278.3
8	2'09.609	36.562	31.426	32.341	29.280	279.7
9	2'09.987	36.721	31.688	32.339	29.239	274.1
10	2'10.146	36.747	31.675	32.456	29.268	276.2
11	2'10.730	36.829	31.745	32.699	29.457	278.3
12	2'10.321 *	36.776	31.966*	32.316	29.263	275.5
13	2'10.595	36.774	31.694	32.484	29.643	276.2
14	2'11.129 *	37.241	31.465	32.415	30.008*	281.2
15	2'10.537	37.065	31.610	32.442	29.420	278.3
16	2'10.919	37.101	31.691	32.499	29.628	276.2

17th 81 Senna AGIUS Liqui Moly Husqvarna AUS
Runs=1 Total laps=16 Full laps=15 Valid laps=13

1	2'14.701	40.036	32.796	32.422	29.447	284.9
2	2'10.247 *	36.705	31.449*	32.648	29.445	283.4
3	2'10.012	36.889	31.354	32.309	29.460	282.7
4	2'09.437	36.936	31.370	32.112	29.019	280.5
5	2'09.624	36.604	31.356	32.452	29.212	281.2
6	2'09.750	37.020	31.455	32.154	29.121	279.7
7	2'09.771	36.773	31.463	32.161	29.374	279.7
8	2'10.299	36.779	31.810	32.514	29.196	281.2
9	2'09.567	36.731	31.509	32.252	29.075	276.2
10	2'09.916 *	36.915	31.489*	32.187	29.325	280.5

Fastest Lap: Alonso LOPEZ Beta Tools SpeedUp SPA 2'08.210 36.343 31.006 31.832 29.029

These data/results cannot be reproduced, stored and/or transmitted in whole or in part by any manner of electronic, mechanical, photocopying, recording, broadcasting or otherwise now known or herein after developed without the previous express consent by the copyright owner, except for reproduction in daily press and regular printed publications on sale to the public within 60 days of the event related to those data/results and always provided that copyright symbol appears together as follows below.
© DORNA, 2024

Race

Moto2

Lap	Lap Time	T1	T2	T3	T4	Speed	Lap	Lap Time	T1	T2	T3	T4	Speed
11	2'09.913	36.742	31.593	32.245	29.333	281.9	10	2'10.251	36.922	31.553	32.250	29.526	280.5
12	2'09.695	36.810	31.455	32.141	29.289	280.5	11	2'10.616	36.983	31.611	32.434	29.588	279.0
13	2'09.924	36.851	31.443	32.328	29.302	280.5	12	2'11.252	36.956	32.152	32.583	29.561	284.2
14	2'10.632	37.126	31.521	32.486	29.499	282.7	13	2'11.979	37.810	31.907	32.570	29.692	282.7
15	2'10.478	37.073	31.655	32.360	29.390	281.2	14	2'11.355	37.443	31.785	32.376	29.751	282.7
16	2'11.448	36.999	31.932	32.574	29.943	280.5	15	2'11.606	37.485	32.016	32.481	29.624	281.2
							16	2'11.004	37.016	31.769	32.440	29.779	279.7

18th 64 Bo BENDSNEYDER Pertamina Mandalika NED
Runs=1 Total laps=16 Full laps=15 Valid laps=15

1	2'16.443	40.345	33.187	33.463	29.448	280.5
2	2'10.306	36.715	31.887	32.393	29.311	282.7
3	2'09.933	36.713	31.507	32.301	29.412	278.3
4	2'11.145	36.765	31.856	33.286	29.238	280.5
5	2'10.419	36.643	31.800	32.461	29.515	281.9
6	2'10.409	36.973	31.842	32.332	29.262	279.7
7	2'09.690	36.636	31.613	32.215	29.226	275.5
8	2'09.402	36.558	31.523	32.178	29.143	275.5
9	2'09.691	36.618	31.701	32.267	29.105	274.8
10	2'09.561	36.716	31.617	32.137	29.091	275.5
11	2'09.741	36.643	31.698	32.199	29.201	275.5
12	2'10.100	36.814	31.616	32.296	29.374	277.6
13	2'10.707	37.331	31.779	32.313	29.284	276.9
14	2'11.672	37.288	32.270	32.413	29.701	279.0
15	2'10.753	37.109	31.704	32.196	29.744	276.9
16	2'12.167	37.043	32.040	32.711	30.373	278.3

19th 5 Jaume MASIA Pertamina Mandalika SPA
Runs=1 Total laps=16 Full laps=15 Valid laps=13

1	2'13.277	39.708	31.919	32.349	29.301	283.4
2	2'09.997	36.538	31.535	32.377	29.547	284.9
3	2'13.094	36.619	31.750	34.244	30.481	281.9
4	2'10.252	36.789	31.710	32.311	29.442	280.5
5	2'09.868	36.775	31.510	32.251	29.332	277.6
6	2'09.701	36.655	31.591	32.179	29.276	279.0
7	2'10.141 *	36.781	31.563*	32.392	29.405	279.7
8	2'09.695	36.661	31.592	32.205	29.237	278.3
9	2'09.640	36.585	31.473	32.212	29.370	278.3
10	2'09.644	36.634	31.631	32.126	29.253	279.0
11	2'10.525 *	36.869	31.601*	32.568	29.487	279.0
12	2'10.859	36.854	31.851	32.650	29.504	281.2
13	2'10.646	37.140	31.628	32.357	29.521	277.6
14	2'11.650	37.414	32.086	32.535	29.615	281.2
15	2'10.828	37.108	31.591	32.332	29.797	276.2
16	2'12.409	37.053	31.991	32.774	30.591	276.2

20th 28 Izan GUEVARA CFMOTO Asterius As SPA
Runs=1 Total laps=16 Full laps=15 Valid laps=15

1	2'14.782	40.084	32.875	32.517	29.306	289.5
2	2'10.277	37.003	31.520	32.402	29.352	283.4
3	2'10.081	36.464	31.451	32.432	29.734	281.9
4	2'09.764	36.895	31.390	32.282	29.197	286.4
5	2'09.540	36.611	31.377	32.296	29.256	282.7
6	2'09.853	36.781	31.523	32.241	29.308	282.7
7	2'10.126	36.872	31.793	32.143	29.318	281.9
8	2'09.946	36.794	31.497	32.263	29.392	280.5
9	2'09.873	36.799	31.518	32.211	29.345	280.5

21st 35 Somkiat CHANTRA IDEMITSU Honda Tea THA
Runs=1 Total laps=16 Full laps=15 Valid laps=15

1	2'16.241	40.852	32.607	33.284	29.498	288.0
2	2'09.649	36.790	31.222	32.294	29.343	287.2
3	2'09.917	36.872	31.530	32.261	29.254	286.4
4	2'09.466	36.716	31.366	32.152	29.232	281.9
5	2'09.440	36.713	31.411	32.210	29.106	281.9
6	2'10.147	36.797	31.461	32.565	29.324	285.7
7	2'09.829	36.856	31.468	32.286	29.219	285.7
8	2'10.238	36.965	31.693	32.264	29.316	279.7
9	2'09.856	36.819	31.468	32.278	29.291	281.2
10	2'10.037	36.840	31.474	32.320	29.403	279.7
11	2'10.413	36.989	31.549	32.405	29.470	281.2
12	2'10.458	37.084	31.745	32.349	29.280	277.6
13	2'11.319	37.373	31.873	32.505	29.568	276.9
14	2'12.122	37.631	31.881	32.703	29.907	277.6
15	2'13.453	37.970	32.308	33.138	30.037	277.6
16	2'13.155	37.636	32.420	33.042	30.057	276.2

22nd 53 Deniz ÖNCÜ Red Bull KTM Ajo TUR
Runs=1 Total laps=16 Full laps=15 Valid laps=12

1	2'15.568	40.225	32.469	33.583	29.291	285.7
2	2'11.478	36.917	31.473	33.581	29.507	285.7
3	2'10.024	36.742	31.578	32.341	29.363	284.2
4	2'10.090 *	36.730	31.529	32.605	29.226*	278.3
5	2'11.006	37.183	31.729	32.487	29.607	281.9
6	2'10.998	36.948	31.715	32.692	29.643	279.7
7	2'10.202	36.795	31.698	32.373	29.336	280.5
8	2'10.720	37.050	31.777	32.520	29.373	278.3
9	2'11.168 *	37.286	31.854	32.445	29.583*	277.6
10	2'10.882	37.102	31.799	32.512	29.469	278.3
11	2'11.002	37.179	31.754	32.607	29.462	276.2
12	2'11.160	37.304	31.863	32.507	29.486	276.9
13	2'10.537	37.096	31.547	32.424	29.470	277.6
14	2'11.177 *	37.306	31.711*	32.500	29.660	278.3
15	2'10.879	37.078	31.812	32.337	29.652	277.6
16	2'12.273	37.793	31.815	32.857	29.808	277.6

23rd 96 Jake DIXON CFMOTO Asterius As GBR
Runs=1 Total laps=16 Full laps=15 Valid laps=15

1	2'10.721	38.160	31.350	32.059	29.152	280.5
2	2'09.388	36.477	31.277	32.423	29.211	280.5
3	2'08.793	36.485	31.162	31.988	29.158	281.2
4	2'09.036	36.564	31.443	32.073	28.956	283.4
5	2'40.149	1'07.023	31.828	31.985	29.313	275.5
6	2'09.457	36.582	31.883	31.840	29.152	275.5
7	2'08.979	36.542	31.273	31.984	29.180	276.2
8	2'09.133	36.469	31.528	31.915	29.221	274.1

Fastest Lap: Alonso LOPEZ Beta Tools SpeedUp SPA 2'08.210 36.343 31.006 31.832 29.029

These data/results cannot be reproduced, stored and/or transmitted in whole or in part by any manner of electronic, mechanical, photocopying, recording, broadcasting or otherwise now known or herein after developed without the previous express consent by the copyright owner, except for reproduction in daily press and regular printed publications on sale to the public within 60 days of the event related to those data/results and always provided that copyright symbol appears together as follows below.
© DORNA, 2024

Race

Moto2

Lap	Lap Time	T1	T2	T3	T4	Speed	Lap	Lap Time	T1	T2	T3	T4	Speed
9	2'09.420	36.738	31.489	32.030	29.163	275.5	8	2'12.673	37.849	32.102	32.922	29.800	275.5
10	2'08.916	36.632	31.201	32.019	29.064	278.3	9	2'12.484	37.907	31.998	32.950	29.629	278.3
11	2'09.079	36.525	31.432	31.976	29.146	275.5	10	2'12.055	37.535	32.156	32.799	29.565	277.6
12	2'09.202	36.659	31.341	31.925	29.277	276.9	11	2'11.850	37.243	31.977	32.679	29.951	276.2
13	2'09.501	36.679	31.356	32.207	29.259	276.9	12	2'14.082	37.562	33.526	32.868	30.126	276.9
14	2'17.237	40.451	35.530	32.120	29.136	277.6	13	2'13.523	37.943	32.558	32.947	30.075	276.2
15	2'09.536	36.617	31.397	32.085	29.437	279.0	14	2'13.546 *	37.861	32.662*	33.021	30.002	276.9
16	2'11.228	37.534	32.132	32.062	29.500	276.9	15	2'13.632	37.990	32.517	32.991	30.134	276.9
							16	2'14.383	38.120	32.552	33.558	30.153	276.2

24th 11 Alex ESCRIG KLINT Forward Factor SPA
Runs=1 Total laps=16 Full laps=15 Valid laps=13

1	2'16.938	41.086	32.798	33.300	29.754	281.9
2	2'11.625	36.884	32.174	32.980	29.587	277.6
3	2'11.513 *	37.268	32.020	32.655	29.570*	277.6
4	2'11.127	36.945	31.919	32.645	29.618	276.9
5	2'13.261	38.555	32.154	32.802	29.750	273.4
6	2'12.129	37.770	32.184	32.710	29.465	274.8
7	2'12.369	37.378	32.373	32.883	29.735	273.4
8	2'11.665	37.196	32.044	32.730	29.695	274.8
9	2'11.389 *	37.214	31.972*	32.784	29.419	272.0
10	2'10.952	36.812	31.817	32.846	29.477	273.4
11	2'10.822	37.061	31.815	32.547	29.399	272.7
12	2'10.734	36.929	31.736	32.579	29.490	274.8
13	2'11.124	37.216	31.752	32.550	29.606	274.8
14	2'11.094	37.119	31.861	32.658	29.456	276.2
15	2'12.113	37.373	32.113	32.664	29.963	275.5
16	2'12.083	37.559	32.192	32.678	29.654	275.5

25th 43 Xavier ARTIGAS KLINT Forward Factor SPA
Runs=1 Total laps=16 Full laps=15 Valid laps=15

1	2'16.102	41.087	32.434	32.991	29.590	288.0
2	2'11.334	36.912	31.789	32.943	29.690	282.7
3	2'10.684	36.889	31.836	32.491	29.468	279.7
4	2'11.021	37.413	31.734	32.391	29.483	279.7
5	2'10.760	37.201	31.791	32.336	29.432	279.0
6	2'11.086	37.155	31.817	32.576	29.538	278.3
7	2'11.046	37.168	31.917	32.520	29.441	279.0
8	2'11.555	37.423	31.802	32.666	29.664	274.1
9	2'11.936	37.439	32.197	32.557	29.743	275.5
10	2'12.556	37.677	32.036	33.118	29.725	275.5
11	2'11.645	37.447	31.869	32.744	29.585	274.8
12	2'11.711	37.419	31.846	32.697	29.749	276.2
13	2'11.854	37.478	31.915	32.781	29.680	279.0
14	2'12.488	37.570	32.360	32.867	29.691	276.2
15	2'12.512	37.678	32.220	32.876	29.738	276.9
16	2'12.835	37.730	32.300	32.712	30.093	274.8

26th 20 Xavi CARDELUS Fantic Racing AND
Runs=1 Total laps=16 Full laps=15 Valid laps=14

1	2'17.212	41.410	32.684	33.212	29.906	287.2
2	2'11.010	37.146	31.805	32.459	29.600	283.4
3	2'11.110	37.372	31.791	32.474	29.473	280.5
4	2'11.365	37.225	31.622	32.854	29.664	280.5
5	2'13.524	38.948	32.318	32.507	29.751	276.9
6	2'11.730	37.422	32.022	32.634	29.652	277.6
7	2'11.858	37.280	32.055	32.661	29.862	277.6

27th 15 Darryn BINDER Liqui Moly Husqvarna RSA
Runs=1 Total laps=16 Full laps=15 Valid laps=15

1	2'14.265	40.273	32.315	32.316	29.361	288.7
2	2'09.898	36.663	31.555	32.356	29.324	282.7
3	2'38.869	36.582	31.222	1'00.669	30.396	291.1
4	2'11.910	37.011	32.207	33.026	29.666	276.9
5	2'12.910	38.253	32.475	32.442	29.740	278.3
6	2'12.580	37.339	32.594	32.761	29.886	279.0
7	2'12.546	37.757	32.309	32.517	29.963	279.0
8	2'11.989	37.405	32.050	32.575	29.959	278.3
9	2'12.441	37.324	32.160	32.969	29.988	278.3
10	2'12.295	37.350	32.156	32.667	30.122	278.3
11	2'11.982	37.475	31.960	32.753	29.794	277.6
12	2'12.208	37.461	32.045	32.650	30.052	279.0
13	2'12.660	37.720	32.240	32.773	29.927	279.0
14	2'12.252	37.463	32.059	32.860	29.870	279.7
15	2'12.521	37.423	32.137	33.090	29.871	279.0
16	2'11.919	37.246	31.952	32.705	30.016	279.0

28th 84 Zonta VD GOORBE RW-Idrofoglia Racing NED
Runs=1 Total laps=7 Full laps=5 Valid laps=5

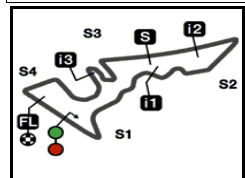
1	2'14.931	40.494	32.616	32.567	29.254	284.9
2	2'10.533	37.054	31.623	32.445	29.411	283.4
3	2'09.874	36.720	31.489	32.203	29.462	278.3
4	2'10.164	36.893	31.639	32.353	29.279	279.0
5	2'12.403	36.873	33.018	32.697	29.815	276.2
6	2'11.517	37.016	32.441	32.483	29.577	279.0
7	2'28.381 P	39.58*	35.906	36.393	36.494	226.4

29th 34 Mario AJI IDEMITSU Honda Tea INA
Runs=1 Total laps=4 Full laps=3 Valid laps=3

1	2'15.129	40.599	32.660	32.592	29.278	286.4
2	2'10.537	36.714	31.619	32.685	29.519	283.4
3	2'10.810	36.722	31.741	32.624	29.723	280.5
4	2'10.320	36.860	31.857	32.293	29.310	281.9

Fastest Lap: Alonso LOPEZ Beta Tools SpeedUp SPA 2'08.210 36.343 31.006 31.832 29.029

These data/results cannot be reproduced, stored and/or transmitted in whole or in part by any manner of electronic, mechanical, photocopying, recording, broadcasting or otherwise now known or herein after developed without the previous express consent by the copyright owner, except for reproduction in daily press and regular printed publications on sale to the public within 60 days of the event related to those data/results and always provided that copyright symbol appears together as follows below.
© DORNA, 2024



5513 m.

RED BULL GRAND PRIX OF THE AMERICAS

Race

Analysis by Lap

35

Num Lap Time Gap

Lap	1	2	3	4	5	6	7	8	9	10	
20	2'11.010	9.809	43	2'11.021	13.700	20	2'11.730	23.587	11	2'11.665	31.244
11	2'11.625	10.150	20	2'11.365	15.256	11	2'12.129	24.229	96	2'09.133	36.273
3	2'09.813		11	2'11.127	15.762	96	2'09.457	35.180	15	2'11.989	55.584
16	2'10.029	0.216	15	2'11.910	39.501	15	2'12.580	48.068			
71	2'10.248	0.435	Lap 3			Lap 7			Lap 9		
96	2'10.721	0.908	3	2'08.560		3	2'08.702		3	2'08.757	
21	2'11.017	1.204	16	2'08.893	0.523	16	2'08.608	0.811	16	2'09.215	1.724
18	2'11.285	1.472	71	2'08.706	0.808	71	2'08.741	1.333	71	2'09.119	2.149
75	2'11.468	1.655	21	2'08.693	1.519	21	2'08.616	1.116	54	2'08.600	2.625
54	2'11.918	2.105	96	2'08.793	1.929	96	2'08.686	1.785	21	2'09.359	3.824
79	2'12.348	2.535	54	2'08.484	2.142	54	2'08.398	1.950	44	2'08.980	7.680
44	2'12.488	2.675	18	2'09.550	3.764	18	2'09.032	4.799	79	2'10.124	8.356
52	2'12.757	2.944	44	2'08.944	4.069	44	2'09.047	5.036	24	2'09.543	8.533
13	2'12.964	3.151	79	2'09.543	4.252	79	2'09.047	5.036	52	2'09.216	9.001
7	2'13.078	3.265	75	2'10.189	4.594	75	2'09.451	6.068	75	2'09.495	9.929
5	2'13.277	3.464	52	2'09.743	4.687	24	2'09.052	6.532	14	2'09.174	11.773
24	2'13.654	3.841	13	2'09.506	4.992	52	2'09.710	6.661	7	2'09.987	12.055
10	2'13.812	3.999	7	2'09.068	5.176	13	2'09.574	7.282	10	2'10.930	12.871
12	2'13.899	4.086	24	2'08.719	5.599	7	2'09.472	7.354	13	2'09.761	13.003
14	2'14.047	4.234	10	2'09.333	5.756	10	2'09.502	7.511	12	2'09.983	14.430
15	2'14.265	4.452	12	2'10.101	6.656	12	2'09.429	8.594	18	2'09.517	14.721
81	2'14.701	4.888	14	2'09.993	7.834	14	2'09.030	9.105	81	2'09.567	15.268
28	2'14.782	4.969	81	2'10.012	7.987	81	2'09.624	9.997	28	2'09.873	16.102
84	2'14.931	5.118	28	2'10.081	8.167	28	2'09.540	10.420	35	2'09.856	16.643
34	2'15.129	5.316	84	2'09.874	8.365	35	2'09.440	10.689	5	2'09.640	17.525
53	2'15.568	5.755	35	2'09.917	8.834	18	2'12.409	11.015	64	2'09.691	19.298
43	2'16.102	6.289	5	2'13.094	9.395	5	2'09.868	12.464	53	2'11.168	23.114
35	2'16.241	6.428	34	2'10.810	9.503	84	2'12.403	13.881	43	2'11.936	27.384
64	2'16.443	6.630	64	2'09.933	9.709	53	2'11.006	14.142	11	2'11.389	33.876
11	2'16.938	7.125	53	2'10.024	10.097	64	2'10.419	14.222	20	2'12.484	34.826
20	2'17.212	7.399	43	2'10.684	11.147	43	2'10.760	15.877	96	2'09.420	36.936
			20	2'11.110	12.359	20	2'13.524	20.197	15	2'12.441	59.268
			11	2'11.513	13.103	11	2'13.261	20.440			
			15	2'38.869	36.059	96	2'40.149	34.063			
						15	2'12.910	43.828			
			Lap 4			Lap 8			Lap 10		
			3	2'08.468		3	2'08.317		3	2'08.873	
			16	2'08.387	0.442	16	2'08.518	0.905	16	2'09.182	2.033
			71	2'08.743	1.083	71	2'08.771	1.787	71	2'09.264	2.540
			21	2'08.631	1.682	54	2'09.187	2.782	54	2'09.016	2.768
			54	2'08.461	2.135	21	2'08.210	1.655	21	2'09.449	4.400
			96	2'09.036	2.497	54	2'08.251	1.861	44	2'10.494	9.301
			44	2'08.749	4.350	79	2'09.140	5.836	24	2'09.858	9.518
			79	2'08.788	4.572	44	2'09.652	6.111	79	2'10.099	9.582
			75	2'09.074	5.200	24	2'08.684	6.876	52	2'09.654	9.782
			52	2'09.315	5.534	75	2'09.262	6.990	75	2'09.662	10.718
			24	2'08.932	6.063	52	2'09.111	7.432	14	2'09.465	12.365
			13	2'09.767	6.291	13	2'09.361	8.303	7	2'10.146	13.328
			7	2'09.757	6.465	10	2'09.282	8.453	13	2'09.360	13.490
			10	2'09.629	5.115	7	2'09.805	8.819	10	2'09.982	13.980
			24	2'10.199	5.440	14	2'09.376	10.141	18	2'09.996	15.844
			15	2'09.898	5.750	12	2'09.917	10.171	12	2'10.488	16.045
			14	2'10.767	6.401	81	2'09.750	11.407	81	2'09.916	16.311
			81	2'10.247	6.535	28	2'09.853	11.933	28	2'10.251	17.480
			28	2'10.277	6.646	18	2'09.549	12.224	35	2'10.037	17.807
			84	2'10.533	7.051	35	2'10.147	12.496	5	2'09.644	18.296
			34	2'10.537	7.253	5	2'09.701	13.825	64	2'09.561	19.986
			35	2'09.649	7.477	64	2'10.409	16.291	53	2'10.882	25.123
			64	2'10.306	8.336	53	2'10.998	16.800	43	2'12.556	31.067
			53	2'11.478	8.633	84	2'11.517	17.058	11	2'10.952	35.955
			43	2'11.334	9.023	43	2'11.086	18.623	96	2'08.916	36.979
									20	2'12.055	38.008

Lapped rider

These data/results cannot be reproduced, stored and/or transmitted in whole or in part by any manner of electronic, mechanical, photocopying, recording, broadcasting or otherwise now known or herein after developed without the previous express consent by the copyright owner, except for reproduction in daily press and regular printed publications on sale to the public within 60 days of the event related to those data/results and always provided that copyright symbol appears together as follows below.
© DORNA, 2024



Num Lap Time Gap

15	2'12.295	1'02.690
Lap 11		
3	2'08.729	
16	2'09.528	2.832
54	2'09.132	3.171
71	2'09.660	3.471
21	2'09.702	5.373
24	2'09.192	9.981
79	2'09.828	10.681
52	2'09.781	10.834
44	2'10.612	11.184
75	2'09.850	11.839
14	2'09.515	13.151
13	2'09.595	14.356
7	2'10.730	15.329
10	2'10.305	15.556
18	2'09.587	16.702
12	2'09.897	17.213
81	2'09.913	17.495
28	2'10.616	19.367
35	2'10.413	19.491
5	2'10.525	20.092
64	2'09.741	20.998
53	2'11.002	27.396
43	2'11.645	33.983
96	2'09.079	37.329
11	2'10.822	38.048
20	2'11.850	41.129
15	2'11.982	1'05.943

Lap 12

3	2'10.618	
16	2'09.175	1.389
54	2'09.308	1.861
71	2'09.924	2.777
21	2'10.145	4.900
24	2'09.149	8.512
79	2'09.558	9.621
52	2'09.658	9.874
44	2'09.740	10.306
75	2'10.561	11.782
14	2'09.479	12.012
13	2'09.608	13.346
7	2'10.321	15.032
10	2'10.347	15.285
18	2'09.678	15.762
12	2'09.704	16.299
81	2'09.695	16.572
35	2'10.458	19.331
28	2'11.252	20.001
5	2'10.859	20.333
64	2'10.100	20.480
53	2'11.160	27.938
43	2'11.711	35.076
96	2'09.202	35.913
11	2'10.734	38.164
20	2'14.082	44.593
15	2'12.208	1'07.533

Lap 13

3	2'09.705	
54	2'09.588	1.744
16	2'10.909	2.593
71	2'10.507	3.579
21	2'10.103	5.298
24	2'09.338	8.145
79	2'09.730	9.646
52	2'09.617	9.786
44	2'09.656	10.257

14	2'10.096	12.403
75	2'10.537	12.614
13	2'09.359	13.000
7	2'10.595	15.922
10	2'10.424	16.004
18	2'10.066	16.123
12	2'09.989	16.583
81	2'09.924	16.791
35	2'11.319	20.945
5	2'10.646	21.274
64	2'10.707	21.482
28	2'11.979	22.275
53	2'10.537	28.770
96	2'09.501	35.709
43	2'11.854	37.225
11	2'11.124	39.583
20	2'13.523	48.411
15	2'12.660	1'10.488

Lap 14

3	2'09.386	
16	2'09.225	2.432
54	2'10.209	2.567
71	2'10.453	4.646
21	2'09.912	5.824
24	2'09.259	8.018
79	2'09.569	9.829
52	2'09.556	9.956
44	2'09.841	10.712
14	2'09.933	12.950
13	2'09.739	13.353
75	2'10.363	13.591
18	2'10.137	16.874
10	2'10.684	17.302
7	2'11.129	17.665
12	2'10.472	17.669
81	2'10.632	18.037
5	2'11.650	23.538
35	2'12.122	23.681
64	2'11.672	23.768
28	2'11.355	24.244
53	2'11.177	30.561
43	2'12.488	40.327
11	2'11.094	41.291
96	2'17.237	43.560
20	2'13.546	52.571
15	2'12.252	1'13.354

Lap 15

3	2'10.627	
16	2'09.402	1.207
54	2'10.351	2.291
71	2'11.065	5.084
21	2'10.260	5.457
24	2'09.539	6.930
52	2'09.718	9.047
79	2'09.935	9.137
44	2'09.821	9.906
14	2'09.783	12.106
13	2'09.609	12.335
75	2'10.687	13.651
18	2'10.241	16.488
10	2'10.168	16.843
12	2'10.110	17.152
7	2'10.537	17.575
81	2'10.478	17.888
5	2'10.828	23.739
64	2'10.753	23.894
28	2'11.606	25.223
35	2'13.453	26.507

53	2'10.879	30.813
43	2'12.512	42.212
96	2'09.536	42.469
11	2'12.113	42.777
20	2'13.632	55.576
15	2'12.521	1'15.248

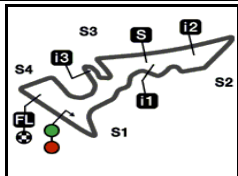
Lap 16

3	2'09.876	
16	2'09.161	0.492
54	2'10.878	3.293
21	2'11.386	6.967
24	2'10.048	7.102
71	2'11.942	7.150
79	2'10.608	9.869
52	2'10.865	10.036
44	2'10.578	10.608
13	2'10.292	12.751
14	2'10.999	13.229
75	2'10.959	14.734
18	2'10.897	17.509
10	2'10.992	17.959
12	2'10.718	17.994
7	2'10.919	18.618
81	2'11.448	19.460
64	2'12.167	26.185
5	2'12.409	26.272
28	2'11.004	26.351
35	2'13.155	29.786
53	2'12.273	33.210
96	2'11.228	43.821
11	2'12.083	44.984
43	2'12.835	45.171
20	2'14.383	1'00.083
15	2'11.919	1'17.291

Lapped rider

These data/results cannot be reproduced, stored and/or transmitted in whole or in part by any manner of electronic, mechanical, photocopying, recording, broadcasting or otherwise now known or herein after developed without the previous express consent by the copyright owner, except for reproduction in daily press and regular printed publications on sale to the public within 60 days of the event related to those data/results and always provided that copyright symbol appears together as follows below.
© DORNA, 2024





5513 m.

RED BULL GRAND PRIX OF THE AMERICAS

Moto2™

36

2024 Rookie of the Year Classification

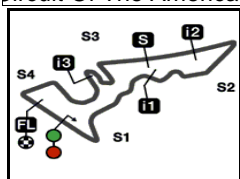
Rider	Nation	Points	Leader	Previous	QAT	POR	AME	SPA	FRA	CAT	ITA	KAZ	NED	GER	GBR	AUT	ARA	RSM	IND	INA	JPN	AUS	THA	MAL	VAL
1 AGIUS Senna	AUS	2			-	2	-																		
2 MOREIRA Diogo	BRA	2	0	0	-	-	2																		
3 ÖNCÜ Deniz	TUR	1	1	1	1	-	-																		

These data/results cannot be reproduced, stored and/or transmitted in whole or in part by any manner of electronic, mechanical, photocopying, recording, broadcasting or otherwise now known or herein after developed without the previous express consent by the copyright owner, except for reproduction in daily press and regular printed publications on sale to the public within 60 days of the event related to those data/results and always provided that copyright symbol appears together as follows below.
© DORNA, 2024

Official MotoGP Timing by 
www.motogp.com

Austin, Sunday, April 14, 2024





5513 m.

After the **RED BULL GRAND PRIX OF THE AMERICAS****Moto2™****2024 Riders Performance**

(Qualifying Position - Starting Position - Race Position)

37

Rider	Points	QAT	POR	AME	SPA	FRA	CAT	ITA	KAZ	NED	GER	GBR	AUT	ARA	RSM	IND	INA	JPN	AUS	THA	MAL	
1 GARCIA Sergio	51	18	8	3																		
		18-3	8-6	3-1	-	-	-	-	-	-	-	-	-	-	-	-	-	-	-	-	-	-
2 ROBERTS Joe	49	14	5	5																		
		14-7	5-2	5-2	-	-	-	-	-	-	-	-	-	-	-	-	-	-	-	-	-	-
3 LOPEZ Alonso	38	2	4	8																		
		2-1	4-25	8-4	-	-	-	-	-	-	-	-	-	-	-	-	-	-	-	-	-	-
4 CANET Aron	38	1	3	1																		
		1-10	3-1	1-9	-	-	-	-	-	-	-	-	-	-	-	-	-	-	-	-	-	-
5 OGURA Ai	33	13	7	17																		
		13-4	7-5	17-7	-	-	-	-	-	-	-	-	-	-	-	-	-	-	-	-	-	-
6 GONZALEZ Manuel	30	4	1	9																		
		4-5	1-3	9-13	-	-	-	-	-	-	-	-	-	-	-	-	-	-	-	-	-	-
7 ALDEGUER Fermin	29	7	2	2																		
		10-16	2-4	2-3	-	-	-	-	-	-	-	-	-	-	-	-	-	-	-	-	-	-
8 RAMIREZ Marcos	28	8	11	6																		
		7-6	11-9	6-5	-	-	-	-	-	-	-	-	-	-	-	-	-	-	-	-	-	-
9 BALTUS Barry	23	6	16	12																		
		6-2	16-13	12-16	-	-	-	-	-	-	-	-	-	-	-	-	-	-	-	-	-	-
10 VIETTI Celestino	22	16	14	15																		
		16-9	14-7	15-10	-	-	-	-	-	-	-	-	-	-	-	-	-	-	-	-	-	-
11 ARENAS Albert	20	3	6	4																		
		3-8	6-8	4-12	-	-	-	-	-	-	-	-	-	-	-	-	-	-	-	-	-	-
12 ALCOBA Jeremy	17	12	10	13																		
		12-12	10-11	13-8	-	-	-	-	-	-	-	-	-	-	-	-	-	-	-	-	-	-
13 CHANTRA Somkiat	11	15	9	19																		
		15-11	9-10	19-21	-	-	-	-	-	-	-	-	-	-	-	-	-	-	-	-	-	-

NC=Not classified NL=Not finished first lap NP=Not started race re-start N2=Not finished first lap race re-start EX=Excluded NS=Not Started DS=Disqualified

These data/results cannot be reproduced, stored and/or transmitted in whole or in part by any manner of electronic, mechanical, photocopying, recording, broadcasting or otherwise now known or herein after developed without the previous express consent by the copyright owner, except for reproduction in daily press and regular printed publications on sale to the public within 60 days of the event related to those data/results and always provided that copyright symbol appears together as follows below.
© DORNA, 2024

Official MotoGP Timing by **TISSOT**
www.motogp.com



Austin, Sunday, April 14, 2024

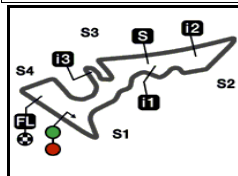
Rider	Points	QAT	POR	AME	SPA	FRA	CAT	ITA	KAZ	NED	GER	GBR	AUT	ARA	RSM	IND	INA	JPN	AUS	THA	MAL
14 FOGGIA Dennis	10	23	15	7																	
		23-19	15-17	7-6	-	-	-	-	-	-	-	-	-	-	-	-	-	-	-	-	-
15 ARBOLINO Tony	9	5	12	11																	
		5-20	12-12	11-11	-	-	-	-	-	-	-	-	-	-	-	-	-	-	-	-	-
16 VD GOORBERGH Zonta	3	10	19	24																	
		9-13	19-19	24-NC	-	-	-	-	-	-	-	-	-	-	-	-	-	-	-	-	-
17 BENDSNEYDER Bo	2	17	18	10																	
		17-14	18-16	10-18	-	-	-	-	-	-	-	-	-	-	-	-	-	-	-	-	-
18 AGIUS Senna	2	21	13	22																	
		21-17	13-14	22-17	-	-	-	-	-	-	-	-	-	-	-	-	-	-	-	-	-
19 MOREIRA Diogo	2	26	17	16																	
		26-22	17-18	16-14	-	-	-	-	-	-	-	-	-	-	-	-	-	-	-	-	-
20 BINDER Darryn	1	11	20	29																	
		11-18	20-15	29-27	-	-	-	-	-	-	-	-	-	-	-	-	-	-	-	-	-
21 ÖNCÜ Deniz	1	20	25	21																	
		20-15	25-20	21-22	-	-	-	-	-	-	-	-	-	-	-	-	-	-	-	-	-
22 SALAC Filip	1	19		20																	
		19-21	-	20-15	-	-	-	-	-	-	-	-	-	-	-	-	-	-	-	-	-
23 MASIA Jaume	0	22	23	18																	
		22-25	23-21	18-19	-	-	-	-	-	-	-	-	-	-	-	-	-	-	-	-	-
24 GUEVARA Izan	0	9	22	23																	
		8-NC	22-22	23-20	-	-	-	-	-	-	-	-	-	-	-	-	-	-	-	-	-
25 AJI Mario	0	28	27	25																	
		28-24	27-23	25-NC	-	-	-	-	-	-	-	-	-	-	-	-	-	-	-	-	-
26 CARDELUS Xavi	0	27	26	27																	
		27-23	26-NC	27-26	-	-	-	-	-	-	-	-	-	-	-	-	-	-	-	-	-
27 DIXON Jake	0			14																	
		-	-	14-23	-	-	-	-	-	-	-	-	-	-	-	-	-	-	-	-	-
28 ESCRIG Alex	0	24	24	28																	
		24-26	24-24	28-24	-	-	-	-	-	-	-	-	-	-	-	-	-	-	-	-	-
29 ARTIGAS Xavier	0	29		26																	
		29-27	-	26-25	-	-	-	-	-	-	-	-	-	-	-	-	-	-	-	-	-

NC=Not classified NL=Not finished first lap NP=Not started race re-start N2=Not finished first lap race re-start EX=Excluded NS=Not Started DS=Disqualified

These data/results cannot be reproduced, stored and/or transmitted in whole or in part by any manner of electronic, mechanical, photocopying, recording, broadcasting or otherwise now known or herein after developed without the previous express consent by the copyright owner, except for reproduction in daily press and regular printed publications on sale to the public within 60 days of the event related to those data/results and always provided that copyright symbol appears together as follows below.
© DORNA, 2024

Official MotoGP Timing by TISSOT
www.motogp.com





5513 m.

RED BULL GRAND PRIX OF THE AMERICAS

Official Starting Grid

Race : 16 laps = 88.208 km



1	3 2'07.819 3 Sergio GARCIA Boscoscuro	2 2'07.740 54 Fermin ALDEGUER Boscoscuro	1 2'07.631 44 Aron CANET Kalex
2	6 2'07.911 24 Marcos RAMIREZ Kalex	5 2'07.868 16 Joe ROBERTS Kalex	4 2'07.865 75 Albert ARENAS Kalex
3	9 2'08.074 18 Manuel GONZALEZ Kalex	8 2'08.063 21 Alonso LOPEZ Boscoscuro	7 2'08.031 71 Dennis FOGGIA Kalex
4	12 2'08.142 7 Barry BALTUS Kalex	11 2'08.127 14 Tony ARBOLINO Kalex	10 2'08.112 64 Bo BENDSNEYDER Kalex
5	15 2'08.311 13 Celestino VIETTI Kalex	14 2'08.281 96 Jake DIXON Kalex	13 2'08.147 52 Jeremy ALCOBA Kalex
6	18 2'08.512 5 Jaume MASIA Kalex	17 2'08.461 79 Ai OGURA Boscoscuro	16 2'08.365 10 Diogo MOREIRA Kalex
7	21 2'08.601 53 Deniz ÖNCÜ Kalex	20 2'08.599 12 Filip SALAC Kalex	19 2'08.479 35 Somkiat CHANTRA Kalex
8	24 2'08.930 84 Zonta VD GOORBERGH Kalex	23 2'08.870 28 Izan GUEVARA Kalex	22 2'08.617 81 Senna AGIUS Kalex

The results are provisional until the end of the limit for protest and appeals and until the ratification of the Event Management Committee.

Time limit for protest expires 60' at the latest after publication of the results - Time:

These data/results cannot be reproduced, stored and/or transmitted in whole or in part by any manner of electronic, mechanical, photocopying, recording, broadcasting or otherwise now known or herein after developed without the previous express consent by the copyright owner, except for reproduction in daily press and regular printed publications on sale to the public within 60 days of the event related to those data/results and always provided that copyright symbol appears together as follows below.

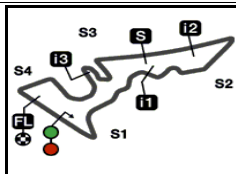
© DORNA, 2024

Official MotoGP Timing by TISSOT
www.motogp.com

Austin, Sunday, April 14, 2024

Page 1 of 2





RED BULL GRAND PRIX OF THE AMERICAS

Official Starting Grid

5513 m.

Race : 16 laps = 88.208 km

9

27
2'10.735
20 Xavi CARDELUS
Kalex

26
2'10.408
43 Xavier ARTIGAS
Forward

25
2'09.419
34 Mario AJI
Kalex

10

29
2'08.733
15 Darryn BINDER
Kalex

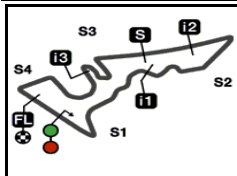
28
2'11.109
11 Alex ESCRIG
Forward

The results are provisional until the end of the limit for protest and appeals and until the ratification of the Event Management Committee.

Time limit for protest expires 60' at the latest after publication of the results - Time:

These data/results cannot be reproduced, stored and/or transmitted in whole or in part by any manner of electronic, mechanical, photocopying, recording, broadcasting or otherwise now known or herein after developed without the previous express consent by the copyright owner, except for reproduction in daily press and regular printed publications on sale to the public within 60 days of the event related to those data/results and always provided that copyright symbol appears together as follows below.

© DORNA, 2024



5513 m.

RED BULL GRAND PRIX OF THE AMERICAS

Race

Top Speed & Average



Rider	Nation	Motorcycle	Top 5 speeds					Average	Top
13 Celestino VIETTI	ITA	KALEX	291.8	288.0	287.2	284.9	284.9	287.0	291.8
15 Darryn BINDER	RSA	KALEX	291.1	288.7	282.7	279.7	279.0	281.6	291.1
10 Diogo MOREIRA	BRA	KALEX	290.3	288.7	285.7	283.4	283.4	285.5	290.3
28 Izan GUEVARA	SPA	KALEX	289.5	286.4	284.2	283.4	282.7	284.3	289.5
52 Jeremy ALCOBA	SPA	KALEX	289.5	288.0	286.4	283.4	283.4	286.1	289.5
12 Filip SALAC	CZE	KALEX	288.0	284.9	284.2	283.4	283.4	284.8	288.0
24 Marcos RAMIREZ	SPA	KALEX	288.0	285.7	284.2	281.9	281.9	283.9	288.0
35 Somkiat CHANTRA	THA	KALEX	288.0	287.2	286.4	285.7	285.7	286.6	288.0
43 Xavier ARTIGAS	SPA	FORWARD	288.0	282.7	279.7	279.7	279.0	281.0	288.0
20 Xavi CARDELUS	AND	KALEX	287.2	283.4	280.5	280.5	278.3	282.0	287.2
18 Manuel GONZALEZ	SPA	KALEX	286.4	284.2	283.4	283.4	282.7	284.0	286.4
34 Mario AJI	INA	KALEX	286.4	283.4	281.9	280.5		283.1	286.4
79 Ai OGURA	JPN	BOSCOSCURO	286.4	285.7	285.7	284.9	284.2	285.4	286.4
44 Aron CANET	SPA	KALEX	285.7	281.9	281.2	280.5	280.5	281.5	285.7
53 Deniz ÖNCÜ	TUR	KALEX	285.7	285.7	284.2	281.9	280.5	283.6	285.7
75 Albert ARENAS	SPA	KALEX	285.7	284.9	282.7	280.5	280.5	282.9	285.7
5 Jaume MASIA	SPA	KALEX	284.9	283.4	281.9	281.2	281.2	282.5	284.9
54 Fermin ALDEGUER	SPA	BOSCOSCURO	284.9	281.9	281.9	281.2	281.2	282.2	284.9
81 Senna AGIUS	AUS	KALEX	284.9	283.4	282.7	282.7	281.9	283.1	284.9
84 Zonta VD GOORBERGH	NED	KALEX	284.9	283.4	279.0	279.0	278.3	280.9	284.9
7 Barry BALTUS	BEL	KALEX	284.2	283.4	281.9	281.2	279.7	281.7	284.2
14 Tony ARBOLINO	ITA	KALEX	284.2	282.7	282.7	281.9	281.2	282.3	284.2
21 Alonso LOPEZ	SPA	BOSCOSCURO	284.2	283.4	281.9	281.2	280.5	282.2	284.2
96 Jake DIXON	GBR	KALEX	283.4	281.2	280.5	280.5	279.0	280.9	283.4
64 Bo BENDSNEYDER	NED	KALEX	282.7	281.9	280.5	280.5	279.7	281.1	282.7
3 Sergio GARCIA	SPA	BOSCOSCURO	281.9	281.9	280.5	280.5	279.7	280.4	281.9
11 Alex ESCRIG	SPA	FORWARD	281.9	277.6	277.6	276.9	276.2	278.0	281.9
71 Dennis FOGGIA	ITA	KALEX	281.2	280.5	280.5	280.5	279.7	280.2	281.2
16 Joe ROBERTS	USA	KALEX	280.5	280.5	279.7	279.7	279.0	279.9	280.5

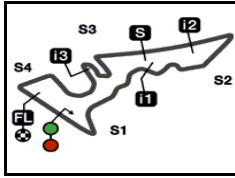
These data/results cannot be reproduced, stored and/or transmitted in whole or in part by any manner of electronic, mechanical, photocopying, recording, broadcasting or otherwise now known or herein after developed without the previous express consent by the copyright owner, except for reproduction in daily press and regular printed publications on sale to the public within 60 days of the event related to those data/results and always provided that copyright symbol appears together as follows below.

© DORNA, 2024

Official MotoGP Timing by TISSOT
www.motogp.com



Austin, Sunday, April 14, 2024




5513 m.

RED BULL GRAND PRIX OF THE AMERICAS

Race

Fastest Laps Sequence

Lap	Race Time	 Rider	Nation	Motorcycle	Time	Km/h	Riders's Lap
2	4'18.413	3 Sergio GARCIA	SPA	BOSCOSCURO	2'08.600	154.3	2
2	4'18.603	16 Joe ROBERTS	USA	KALEX	2'08.574	154.3	2
3	6'26.973	3 Sergio GARCIA	SPA	BOSCOSCURO	2'08.560	154.3	3
3	6'29.115	54 Fermin ALDEGUER	SPA	BOSCOSCURO	2'08.484	154.4	3
4	8'35.441	3 Sergio GARCIA	SPA	BOSCOSCURO	2'08.468	154.4	4
4	8'35.883	16 Joe ROBERTS	USA	KALEX	2'08.387	154.5	4
6	12'52.364	3 Sergio GARCIA	SPA	BOSCOSCURO	2'08.340	154.6	6
6	12'54.019	21 Alonso LOPEZ	SPA	BOSCOSCURO	2'08.210	154.7	6

These data/results cannot be reproduced, stored and/or transmitted in whole or in part by any manner of electronic, mechanical, photocopying, recording, broadcasting or otherwise now known or herein after developed without the previous express consent by the copyright owner, except for reproduction in daily press and regular printed publications on sale to the public within 60 days of the event related to those data/results and always provided that copyright symbol appears together as follows below.

© DORNA, 2024

Official MotoGP Timing by TISSOT
www.motogp.com

Austin, Sunday, April 14, 2024

