

GRAN PREMIO RED BULL DI SAN MARINO E DELLA RIVIERA

Practice Nr. 2

Classification

6

	Rider	Nation	Team	Motorcycle	Time	Lap Total	Gap	Top Speed
1	37 Pedro ACOSTA	SPA	Red Bull KTM Ajo	KALEX	1'35.921	15 19		250.0
2	13 Celestino VIETTI	ITA	Fantic Racing	KALEX	1'36.462	21 21	0.541 0.541	249.4
3	96 Jake DIXON	GBR	Inde GASGAS Aspar Team	KALEX	1'36.622	16 18	0.701 0.160	248.2
4	21 Alonso LOPEZ	SPA	+Ego SpeedUp	BOSCOSCURO	1'36.632	17 19	0.711 0.010	250.5
5	22 Sam LOWES	GBR	Elf Marc VDS Racing Team	KALEX	1'36.658	18 20	0.737 0.026	245.4
6	16 Joe ROBERTS	USA	Italtrans Racing Team	KALEX	1'36.707	17 19	0.786 0.049	245.4
7	12 Filip SALAC	CZE	QJMOTOR Gresini Moto2	KALEX	1'36.802	4 24	0.881 0.095	250.0
8	54 Fermín ALDEGUER	SPA	+Ego SpeedUp	BOSCOSCURO	1'36.933	13 20	1.012 0.131	248.2
9	79 Ai OGURA	JPN	IDEMITSU Honda Team Asia	KALEX	1'36.978	6 13	1.057 0.045	246.0
10	52 Jeremy ALCOBA	SPA	QJMOTOR Gresini Moto2	KALEX	1'37.002	18 19	1.081 0.024	247.1
11	18 Manuel GONZALEZ	SPA	Correos Prepago Yamaha VR46 M	KALEX	1'37.005	14 19	1.084 0.003	248.2
12	64 Bo BENDSNEYDER	NED	Pertamina Mandalika SAG Team	KALEX	1'37.065	16 19	1.144 0.060	247.1
13	35 Somkiat CHANTRA	THA	IDEMITSU Honda Team Asia	KALEX	1'37.067	10 15	1.146 0.002	248.2
14	34 Mattia PASINI	ITA	Fieten Olie Racing GP	KALEX	1'37.122	4 19	1.201 0.055	248.8
15	11 Sergio GARCIA	SPA	Pons Wegow Los40	KALEX	1'37.132	18 18	1.211 0.010	248.8
16	14 Tony ARBOLINO	ITA	Elf Marc VDS Racing Team	KALEX	1'37.134	17 17	1.213 0.002	248.2
17	75 Albert ARENAS	SPA	Red Bull KTM Ajo	KALEX	1'37.150	5 5	1.229 0.016	247.7
18	24 Marcos RAMIREZ	SPA	OnlyFans American Racing	KALEX	1'37.311	19 20	1.390 0.161	247.1
19	40 Aron CANET	SPA	Pons Wegow Los40	KALEX	1'37.430	5 9	1.509 0.119	247.7
20	71 Dennis FOGGIA	ITA	Italtrans Racing Team	KALEX	1'37.461	18 18	1.540 0.031	248.2
21	28 Izan GUEVARA	SPA	Inde GASGAS Aspar Team	KALEX	1'37.499	17 17	1.578 0.038	248.2
22	7 Barry BALTUS	BEL	Fieten Olie Racing GP	KALEX	1'37.535	5 11	1.614 0.036	245.4
23	84 Zonta VD GOORBERGH	NED	Fieten Olie Racing GP	KALEX	1'37.604	8 14	1.683 0.069	246.5
24	8 Senna AGIUS	AUS	Liqui Moly Husqvarna Intact GP	KALEX	1'37.752	6 17	1.831 0.148	248.2
25	33 Rory SKINNER	GBR	OnlyFans American Racing	KALEX	1'37.810	6 17	1.889 0.058	246.0
26	67 Alberto SURRA	ITA	Forward Team	FORWARD	1'38.140	4 15	2.219 0.330	247.1
27	3 Lukas TULOVIC	GER	Liqui Moly Husqvarna Intact GP	KALEX	1'38.180	11 18	2.259 0.040	246.0
28	72 Borja GOMEZ	SPA	Fantic Racing	KALEX	1'38.198	15 17	2.277 0.018	248.2
29	5 Kohta NOZANE	JPN	Correos Prepago Yamaha VR46 M	KALEX	1'38.326	17 17	2.405 0.128	243.7
30	4 Sean Dylan KELLY	USA	Forward Team	FORWARD	1'38.421	12 19	2.500 0.095	247.7
31	23 Taiga HADA	JPN	Pertamina Mandalika SAG Team	KALEX	1'39.073	16 19	3.152 0.652	245.4

Practice condition: Dry

Air: 29°

Humidity: 49%

Ground: 44°

Fastest Lap:	Lap: 15	Pedro ACOSTA	1'35.921	158.6 Km/h
Best Race Lap:	2021	Augusto FERNANDEZ	1'36.182	158.1 Km/h
All Time Lap Record:	2020	Luca MARINI	1'35.271	159.6 Km/h

The results are provisional until the end of the limit for protest and appeals.

Time limit for protest expires 30' after publication of the results - Time:

These data/results cannot be reproduced, stored and/or transmitted in whole or in part by any manner of electronic, mechanical, photocopying, recording, broadcasting or otherwise now known or herein after developed without the previous express consent by the copyright owner, except for reproduction in daily press and regular printed publications on sale to the public within 60 days of the event related to those data/results and always provided that copyright symbol appears together as follows below.

© DORNA, 2023

Official MotoGP Timing by TISSOT
www.motogp.com

Misano Adriatico, Friday, September 08, 2023

moto2™

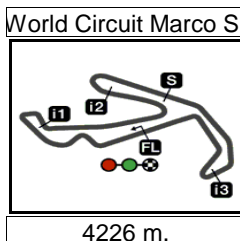


GRAN PREMIO RED BULL DI SAN MARINO E DELLA RIVIERA

Practice Nr. 2

Combined Practice Times

7



	Rider	Nation	Team	MOTORCYCLE	P1	P2	Gap
1	37 P.ACOSTA	SPA	Red Bull KTM Ajo	KALEX	1'36.488	18	1'35.921 15
2	13 C.VIETTI	ITA	Fantic Racing	KALEX	1'36.797	16	1'36.462 21 0.541 0.541
3	96 J.DIXON	GBR	Inde GASGAS Aspar Team	KALEX	1'37.262	14	1'36.622 16 0.701 0.160
4	21 A.LOPEZ	SPA	+Ego SpeedUp	BOSCOSCURO	1'37.563	17	1'36.632 17 0.711 0.010
5	22 S.LOWES	GBR	Elf Marc VDS Racing Team	KALEX	1'37.182	13	1'36.658 18 0.737 0.026
6	79 A.OGURA	JPN	IDEMITSU Honda Team Asia	KALEX	1'36.679	17	1'36.978 6 0.758 0.021
7	16 J.ROBERTS	USA	Italtrans Racing Team	KALEX	1'36.870	18	1'36.707 17 0.786 0.028
8	12 F.SALAC	CZE	QJMOTOR Gresini Moto2	KALEX	1'37.383	15	1'36.802 4 0.881 0.095
9	64 B.BENDSNEYDE	NED	Pertamina Mandalika SAG Team	KALEX	1'36.893	17	1'37.065 16 0.972 0.091
10	35 S.CHANTRA	THA	IDEMITSU Honda Team Asia	KALEX	1'36.903	14	1'37.067 10 0.982 0.010
11	40 A.CANET	SPA	Pons Wegow Los40	KALEX	1'36.924	17	1'37.430 5 1.003 0.021
12	54 F.ALDEGUER	SPA	+Ego SpeedUp	BOSCOSCURO	1'37.314	17	1'36.933 13 1.012 0.009
13	52 J.ALCOBA	SPA	QJMOTOR Gresini Moto2	KALEX	1'38.095	15	1'37.002 18 1.081 0.069
14	18 M.GONZALEZ	SPA	Correos Prepago Yamaha VR46 MasterCamp	KALEX	1'37.879	9	1'37.005 14 1.084 0.003
15	7 B.BALTUS	BEL	Fieten Olie Racing GP	KALEX	1'37.070	19	1'37.535 5 1.149 0.065
16	34 M.PASINI	ITA	Fieten Olie Racing GP	KALEX	1'37.272	18	1'37.122 4 1.201 0.052
17	11 S.GARCIA	SPA	Pons Wegow Los40	KALEX	1'37.804	19	1'37.132 18 1.211 0.010
18	14 T.ARBOLINO	ITA	Elf Marc VDS Racing Team	KALEX	1'37.181	17	1'37.134 17 1.213 0.002
19	75 A.ARENAS	SPA	Red Bull KTM Ajo	KALEX	1'37.556	14	1'37.150 5 1.229 0.016
20	24 M.RAMIREZ	SPA	OnlyFans American Racing	KALEX	1'37.676	17	1'37.311 19 1.390 0.161
21	71 D.FOGGIA	ITA	Italtrans Racing Team	KALEX	1'37.755	14	1'37.461 18 1.540 0.150
22	28 I.GUEVARA	SPA	Inde GASGAS Aspar Team	KALEX	1'37.835	15	1'37.499 17 1.578 0.038
23	84 Z.VD GOORBERG	NED	Fieten Olie Racing GP	KALEX	1'37.596	16	1'37.604 8 1.675 0.097
24	8 S.AGIUS	AUS	Liqui Moly Husqvarna Intact GP	KALEX	1'38.455	13	1'37.752 6 1.831 0.156
25	33 R.SKINNER	GBR	OnlyFans American Racing	KALEX	1'37.941	20	1'37.810 6 1.889 0.058
26	67 A.SURRA	ITA	Forward Team	FORWARD	1'38.312	14	1'38.140 4 2.219 0.330
27	3 L.TULOVIC	GER	Liqui Moly Husqvarna Intact GP	KALEX	1'38.692	20	1'38.180 11 2.259 0.040
28	72 B.GOMEZ	SPA	Fantic Racing	KALEX	1'39.180	16	1'38.198 15 2.277 0.018
29	5 K.NOZANE	JPN	Correos Prepago Yamaha VR46 MasterCamp	KALEX	1'39.577	16	1'38.326 17 2.405 0.128
30	4 S.KELLY	USA	Forward Team	FORWARD	1'39.012	18	1'38.421 12 2.500 0.095
31	23 T.HADA	JPN	Pertamina Mandalika SAG Team	KALEX	1'38.863	16	1'39.073 16 2.942 0.442

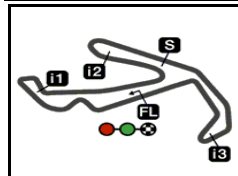
Pole Position Record:	2020	Luca MARINI	1'35.271	159.6 Km/h
Best Race Lap:	2021	Augusto FERNANDEZ	1'36.182	158.1 Km/h
All Time Lap Record:	2020	Luca MARINI	1'35.271	159.6 Km/h

The results are provisional until the end of the limit for protest and appeals.

Time limit for protest expires 60' after publication of the results - Time:

These data/results cannot be reproduced, stored and/or transmitted in whole or in part by any manner of electronic, mechanical, photocopying, recording, broadcasting or otherwise now known or herein after developed without the previous express consent by the copyright owner, except for reproduction in daily press and regular printed publications on sale to the public within 60 days of the event related to those data/results and always provided that copyright symbol appears together as follows below.

© DORNA, 2023




4226 m.

GRAN PREMIO RED BULL DI SAN MARINO E DELLA RIVIERA

Practice Nr. 2

Top Speed & Average

8

	Rider	Nation	Motorcycle	Top 5 speeds					Average	Top
21	Alonso LOPEZ	SPA	BOSCOSCURO	250.5	248.2	247.1	247.1	246.5	247.7	250.5
12	Filip SALAC	CZE	KALEX	250.0	249.4	247.7	247.7	247.7	248.5	250.0
37	Pedro ACOSTA	SPA	KALEX	250.0	250.0	250.0	249.4	249.4	249.7	250.0
13	Celestino VIETTI	ITA	KALEX	249.4	248.8	248.2	248.2	248.2	248.6	249.4
11	Sergio GARCIA	SPA	KALEX	248.8	248.8	248.8	248.2	248.2	248.5	248.8
34	Mattia PASINI	ITA	KALEX	248.8	248.2	248.2	248.2	247.7	248.0	248.8
8	Senna AGIUS	AUS	KALEX	248.2	248.2	248.2	248.2	248.2	248.2	248.2
14	Tony ARBOLINO	ITA	KALEX	248.2	247.7	247.1	247.1	246.5	247.2	248.2
18	Manuel GONZALEZ	SPA	KALEX	248.2	248.2	247.7	247.1	247.1	247.6	248.2
28	Izan GUEVARA	SPA	KALEX	248.2	248.2	248.2	247.7	247.1	247.8	248.2
35	Somkiat CHANTRA	THA	KALEX	248.2	247.7	247.7	247.1	247.1	247.6	248.2
54	Fermín ALDEGUER	SPA	BOSCOSCURO	248.2	246.5	246.5	246.5	246.0	246.5	248.2
71	Dennis FOGGIA	ITA	KALEX	248.2	248.2	248.2	247.7	247.7	247.9	248.2
72	Borja GOMEZ	SPA	KALEX	248.2	247.7	246.5	246.5	246.0	246.7	248.2
96	Jake DIXON	GBR	KALEX	248.2	248.2	248.2	248.2	247.7	248.0	248.2
4	Sean Dylan KELLY	USA	FORWARD	247.7	247.7	247.1	246.5	246.5	246.8	247.7
40	Aron CANET	SPA	KALEX	247.7	246.5	246.0	246.0	246.0	246.4	247.7
75	Albert ARENAS	SPA	KALEX	247.7	247.7	247.7	245.4	245.4	246.8	247.7
24	Marcos RAMIREZ	SPA	KALEX	247.1	246.5	246.0	246.0	245.4	246.1	247.1
52	Jeremy ALCOBA	SPA	KALEX	247.1	247.1	246.0	246.0	245.4	245.9	247.1
64	Bo BENDSNEYDER	NED	KALEX	247.1	246.5	246.5	246.5	245.4	246.0	247.1
67	Alberto SURRA	ITA	FORWARD	247.1	246.0	246.0	245.4	245.4	246.0	247.1
84	Zonta VD GOORBERGH	NED	KALEX	246.5	246.5	246.5	246.0	246.0	246.3	246.5
3	Lukas TULOVIC	GER	KALEX	246.0	245.4	245.4	244.8	244.8	245.2	246.0
33	Rory SKINNER	GBR	KALEX	246.0	245.4	245.4	244.3	244.3	245.0	246.0
79	Ai OGURA	JPN	KALEX	246.0	246.0	246.0	245.4	245.4	245.7	246.0
7	Barry BALTUS	BEL	KALEX	245.4	243.7	243.7	243.7	243.7	244.0	245.4
16	Joe ROBERTS	USA	KALEX	245.4	244.8	244.8	244.3	244.3	244.5	245.4
22	Sam LOWES	GBR	KALEX	245.4	244.8	244.8	244.8	244.8	244.9	245.4
23	Taiga HADA	JPN	KALEX	245.4	245.4	244.8	244.8	244.8	245.0	245.4
5	Kohta NOZANE	JPN	KALEX	243.7	243.2	243.2	243.2	242.6	243.1	243.7

These data/results cannot be reproduced, stored and/or transmitted in whole or in part by any manner of electronic, mechanical, photocopying, recording, broadcasting or otherwise now known or herein after developed without the previous express consent by the copyright owner, except for reproduction in daily press and regular printed publications on sale to the public within 60 days of the event related to those data/results and always provided that copyright symbol appears together as follows below.

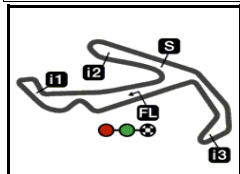
© DORNA, 2023

Official MotoGP Timing by TISSOT
www.motogp.com





Misano Adriatico, Friday, September 08, 2023



4226 m.

GRAN PREMIO RED BULL DI SAN MARINO E DELLA RIVIERA

Practice Nr. 2

Chronological Analysis of Performances

9

* Lap / Sector time cancelled

T1 Time from finish line to 1st intermediate

T3 Time from 2nd intermed. to 3rd intermed.

P Crossing the finish line in pit lane

T2 Time from 1st intermed. to 2nd intermed.

T4 Time from 3rd intermediate to finish line

Lap	Lap Time	T1	T2	T3	T4	Speed	Lap	Lap Time	T1	T2	T3	T4	Speed		
1st	37	Pedro ACOSTA Red Bull KTM Ajo SPA						3rd	96	Jake DIXON Inde GASGAS Aspar GBR					
		Runs=2	Total laps=19	Full laps=16	Valid laps=15				Runs=2	Total laps=18	Full laps=15	Valid laps=11			
1	2'34.750	33.482	22.836	26.797	21.942	246.5	1	2'35.435	33.725	22.950	26.848	21.951	244.8		
2	1'37.517	26.767	22.379	26.447	21.924	248.8	2	1'37.476	26.779	22.483	26.510	21.704	248.2		
3	1'37.326	26.917	22.351	26.351	21.707	248.8	3	1'37.479	26.896	22.471	26.412	21.700	248.2		
4	1'36.699	26.619	22.268	26.229	21.583	248.2	4	1'37.204 *	26.660	22.295	26.594*	21.655	248.2		
5	1'36.681	26.667	22.168	26.278	21.568	248.8	5	1'37.839	26.779	22.837	26.401	21.822	246.0		
6	1'36.398 *	26.482	22.192*	26.197*	21.527	249.4	6	1'37.461 *	26.806	22.312*	26.527*	21.816	246.0		
7	1'36.831	26.560	21.962	26.466	21.843	249.4	7	1'37.146	26.690	22.335	26.373	21.748	246.0		
8	1'36.389	26.441	22.101	26.342	21.505	248.2	8	1'37.174	26.696	22.345	26.352	21.781	246.5		
9	1'36.174	26.406	22.057	26.161	21.550	248.8	9	1'37.700	26.744	22.260	26.419	22.277	246.0		
10	1'37.120	26.806	22.186	26.499	21.629	248.8	10	1'37.644	26.847	22.250	26.768	21.779	245.4		
11	1'36.816	26.710	22.184	26.336	21.586	248.2	11	1'37.091	26.617	22.193	26.341	21.940	246.5		
12	1'41.138 P	30.54*	24.357	29.136	17.105	239.4	12	1'34.953 P	26.779	22.337	27.323	18.514	245.4		
13	1'45.615	34.159	22.464	26.894	22.098	247.1	13	1'52.021	38.130	23.122	27.441	23.328	243.7		
14	1'36.515	26.522	22.161	26.291	21.541	248.2	14	1'44.819	26.741	22.309	26.369	29.400	247.1		
15	1'35.921	26.334	22.009	26.111	21.467	250.0	15	1'37.361 *	26.650	22.310*	26.554*	21.847	247.7		
16	1'36.252	26.387	22.054	26.215	21.596	250.0	16	1'36.622	26.634	22.107	26.256	21.625	248.2		
17	1'36.229	26.561	22.008	26.172	21.488	249.4	17	1'46.147 *	32.88 *	23.240*	28.112	21.914	230.2		
18	1'36.260	26.441	21.979	26.283	21.557	250.0	18	1'37.482	27.028	22.329	26.269	21.856	247.7		
19	1'36.460	26.327	21.993	26.622	21.518	249.4									
2nd	13	Celestino VIETTI Fantic Racing ITA						4th	21	Alonso LOPEZ +Ego SpeedUp SPA					
		Runs=2	Total laps=21	Full laps=18	Valid laps=16				Runs=3	Total laps=19	Full laps=14	Valid laps=10			
1	1'52.578	34.937	23.752	27.779	22.766	245.4	1	1'56.351	35.362	23.881	30.717	22.700	204.9		
2	1'37.955	27.173	22.470	26.411	21.901	246.5	2	1'38.177	26.998	22.377	26.693	22.109	248.2		
3	1'37.785	26.700	22.565	26.540	21.980	247.7	3	1'37.876	26.738	22.247	27.036	21.855	250.5		
4	1'37.446	26.687	22.209	26.664	21.886	246.5	4	1'38.361	26.916	22.162	26.694	22.589	246.5		
5	1'37.100	26.863	22.171	26.292	21.774	246.0	5	1'38.111 *	27.431	22.234	26.628*	21.818	246.0		
6	1'37.469 *	26.807	22.373*	26.379	21.910	246.5	6	1'37.196	26.817	22.244	26.336	21.799	246.0		
7	1'37.236	26.884	22.240	26.309	21.803	246.0	7	1'36.975	26.838	22.133	26.217	21.787	247.1		
8	1'36.857	26.688	22.194	26.221	21.754	246.5	8	1'37.794 P	28.50*	23.331	28.356*	17.607	238.9		
9	1'36.932	26.733	22.179	26.299	21.721	246.5	9	1'45.677	33.472	22.900	27.185	22.120	240.0		
10	1'36.859	26.617	22.246	26.260	21.736	246.5	10	1'37.749	26.824	22.524	26.234	22.167	244.8		
11	1'37.009	26.733	22.272	26.218	21.786	246.0	11	1'37.372	26.847	22.211	26.427	21.887	246.5		
12	1'36.757	26.734	22.166	26.136	21.721	246.5	12	1'37.603 *	26.883	22.394	26.402*	21.924	245.4		
13	1'36.666	26.614	22.216	26.126	21.710	246.5	13	1'37.393	26.864	22.247	26.308	21.974	246.0		
14	1'36.895	26.681	22.265	26.302	21.647	247.1	14	1'37.684 P	26.947	23.402	28.938	18.397	230.2		
15	1'36.666	26.736	22.122	26.124	21.684	248.2	15	1'51.544	37.733	24.028	27.640	22.143	241.6		
16	1'36.609	26.648	22.092	26.173	21.696	248.2	16	1'36.477 *	26.591	22.140*	26.115*	21.631	246.0		
17	1'35.743 P	28.79*	23.031	27.360*	16.558	244.3	17	1'36.632	26.518	22.054	26.212	21.848	247.1		
18	1'46.530	35.419	22.563	26.670	21.878	247.1	18	1'46.645 *	33.57*	23.174*	27.795	22.104	238.9		
19	1'36.764	26.723	22.169	26.154	21.718	248.8	19	1'37.039	26.788	22.131	26.382	21.738	246.0		
20	1'36.597 *	26.538	22.129*	26.157	21.773	249.4									
21	1'36.462	26.555	22.128	26.152	21.627	248.2									
5th	22	Sam LOWES Elf Marc VDS Racing GBR													
		Runs=2	Total laps=20	Full laps=17	Valid laps=15										
1	2'49.780	38.018	24.437	27.280	22.232	241.6									

Fastest Lap: Pedro ACOSTA Red Bull KTM Ajo SPA **1'35.921** 26.334 22.009 26.111 21.467

These data/results cannot be reproduced, stored and/or transmitted in whole or in part by any manner of electronic, mechanical, photocopying, recording, broadcasting or otherwise now known or herein after developed without the previous express consent by the copyright owner, except for reproduction in daily press and regular printed publications on sale to the public within 60 days of the event related to those data/results and always provided that copyright symbol appears together as follows below.
© DORNA, 2023

Practice Nr. 2

Moto2

Lap	Lap Time	T1	T2	T3	T4	Speed	Lap	Lap Time	T1	T2	T3	T4	Speed
2	1'38.284 *	27.088	22.483	26.781*	21.932	242.6	13	1'37.242	26.724	22.256	26.454	21.808	244.8
3	1'38.035	26.873	22.559	26.513	22.090	244.3	14	1'37.445	26.712	22.261	26.469	22.003	245.4
4	1'37.547	26.906	22.395	26.542	21.704	242.6	15	1'37.278	26.749	22.354	26.478	21.697	245.4
5	1'37.306 *	26.820	22.427*	26.428	21.631	243.7	16	1'37.370	26.818	22.228	26.526	21.798	246.5
6	1'37.224	26.774	22.210	26.523	21.717	243.7	17	1'37.691	27.043	22.260	26.535	21.853	246.5
7	1'37.206	26.875	22.238	26.356	21.737	243.2	18	1'37.676 *	26.882	22.216	26.575*	22.003	249.4
8	1'37.330	26.636	22.201	26.375	22.118	242.6	19	1'37.386	26.762	22.366	26.428	21.830	247.7
9	1'37.255	26.683	22.358	26.436	21.778	243.7	20	1'37.332	26.682	22.277	26.521	21.852	247.7
10	1'36.824	26.553	22.247	26.329	21.695	244.8	21	1'50.733 *	30.068	29.507*	28.306*	22.852	238.9
11	1'36.925	26.620	22.231	26.304	21.770	244.8	22	1'45.751 *	31.38 *	25.707	26.646	22.012	250.0
12	1'41.850	26.737	22.287	26.938	25.888	244.3	23	1'37.753 *	26.795	22.331	26.732*	21.895	247.7
13	1'37.203	26.741	22.273	26.414	21.775	244.8	24	1'43.841	29.900	23.473	27.634	22.834	246.0
14	1'40.850 P	26.879	25.332	28.197*	20.442	235.2	8th 54 Fermín ALDEGUER +Ego SpeedUp SPA Runs=3 Total laps=20 Full laps=15 Valid laps=12						
15	1'48.276 *	36.321	22.809	26.983*	22.163	241.6	1	1'48.720	35.177	23.250	27.117	22.373	242.1
16	1'36.997	26.676	22.266	26.448	21.607	244.8	2	1'38.241	27.046	22.608	26.553	22.034	243.7
17	1'36.809	26.523	22.322	26.343	21.621	245.4	3	1'37.627	26.829	22.387	26.512	21.899	244.8
18	1'36.658	26.597	22.156	26.360	21.545	243.7	4	1'37.562	26.755	22.380	26.503	21.924	245.4
19	1'36.884	26.535	22.192	26.382	21.775	244.8	5	1'37.329	26.812	22.324	26.418	21.775	245.4
20	1'36.707	26.571	22.177	26.341	21.618	244.8	6	1'43.199 *	26.800	25.369*	28.439	22.591	237.3
6th 16 Joe ROBERTS Italtrans Racing Team USA Runs=2 Total laps=19 Full laps=16 Valid laps=12							7	1'37.265	26.790	22.281	26.383	21.811	246.0
1	2'52.330	35.731	24.143	27.403	22.637	241.6	8	1'37.395	26.771	22.234	26.402	21.988	246.0
2	1'40.530	27.800	23.295	27.164	22.271	241.0	9	1'47.696 *	31.23 *	25.607	28.478	22.376	233.2
3	1'38.745	27.150	22.819	26.721	22.055	244.3	10	1'36.238 P	26.922	22.420	28.127	18.769	238.9
4	1'38.580	27.267	22.616	26.561	22.136	242.6	11	1'47.261	34.339	23.203	27.210	22.509	244.8
5	1'38.451 *	26.925	22.805*	26.693*	22.028	244.3	12	1'38.046	26.913	22.570	26.662	21.901	246.5
6	1'37.989	26.948	22.457	26.538	22.046	243.7	13	1'36.933	26.676	22.287	26.311	21.659	246.0
7	1'37.707	26.831	22.437	26.478	21.961	243.2	14	1'34.611 P	26.698	22.376	28.436*	17.101	236.3
8	1'37.565 *	26.758	22.423	26.420*	21.964	244.3	15	1'51.315 *	34.723	27.000	27.290*	22.302*	244.8
9	1'37.442	26.804	22.414	26.390	21.834	244.3	16	1'44.240 *	26.906	22.899*	29.854*	24.581	237.3
10	1'37.363	26.787	22.315	26.399	21.862	244.8	17	1'39.429	26.792	22.395	27.183	23.059	248.2
11	1'37.118	26.739	22.248	26.398	21.733	243.7	18	1'37.011	26.711	22.240	26.273	21.787	246.5
12	1'36.377 P	27.388	23.534	27.173	18.282	241.0	19	1'38.870	26.756	22.571	27.512	22.031	242.6
13	1'49.953 *	36.753	23.350	27.130	22.720*	241.6	20	1'37.294	26.821	22.329	26.404	21.740	246.5
14	1'37.375	26.816	22.330	26.413	21.816	243.7	9th 79 Ai OGURA IDEMITSU Honda Tea JPN Runs=2 Total laps=13 Full laps=10 Valid laps=7						
15	1'40.711	29.736	22.724	26.373	21.878	244.3	1	2'20.341	40.738	23.926	28.025	22.531	242.6
16	1'37.277 *	26.623	22.421*	26.428*	21.805	244.8	2	4'51.608 P	27.535	22.650			
17	1'36.707	26.528	22.249	26.212	21.718	245.4	3	1'56.777	42.016	24.887	27.566	22.308	241.0
18	1'42.534	26.612	22.260	31.602	22.060	165.3	4	1'38.497	27.216	22.620	26.532	22.129	244.8
19	1'39.428 *	27.92*	22.705	26.708*	22.093	244.3	5	1'37.386	26.913	22.373	26.350	21.750	244.3
7th 12 Filip SALAC QJMOTOR Gresini M CZE Runs=1 Total laps=24 Full laps=23 Valid laps=19							6	1'36.978	26.714	22.187	26.325	21.752	245.4
1	2'22.098	37.527	24.718	28.542	22.378	240.5	7	1'37.276	26.774	22.291	26.411	21.800	246.0
2	1'38.512	27.233	22.653	26.686	21.940	246.0	8	1'41.465 *	26.739	22.214	30.015*	22.497	236.3
3	1'37.008	26.690	22.263	26.402	21.653	246.0	9	1'37.070	26.790	22.252	26.244	21.784	245.4
4	1'36.802	26.577	22.222	26.290	21.713	246.0	10	1'47.562	26.722	22.286	33.087	25.467	235.2
5	1'37.254	26.731	22.292	26.464	21.767	245.4	11	1'37.939 *	26.763	22.339*	26.471*	22.366	246.0
6	1'37.451	26.714	22.358	26.538	21.841	245.4	12	1'37.111	26.882	22.274	26.298	21.657	246.0
7	1'37.153	26.631	22.246	26.419	21.857	245.4	13	1'42.274 *	31.40 *	22.485	26.491	21.898	245.4
8	1'37.289	26.721	22.323	26.423	21.822	247.1	PIT 31.701 22.630 27.146 19.863 245.4						
9	1'37.048	26.662	22.205	26.419	21.762	246.0	10th 52 Jeremy ALCOBA QJMOTOR Gresini M SPA Runs=3 Total laps=19 Full laps=14 Valid laps=13						
10	1'37.520	26.901	22.298	26.462	21.859	245.4	1	2'02.478	33.814	23.839	27.450	22.538	240.0
11	1'37.500	26.781	22.348	26.565	21.806	244.8							
12	1'37.567	26.773	22.329	26.467	21.998	244.3							

Fastest Lap: Pedro ACOSTA Red Bull KTM Ajo SPA 1'35.921 26.334 22.009 26.111 21.467

These data/results cannot be reproduced, stored and/or transmitted in whole or in part by any manner of electronic, mechanical, photocopying, recording, broadcasting or otherwise now known or herein after developed without the previous express consent by the copyright owner, except for reproduction in daily press and regular printed publications on sale to the public within 60 days of the event related to those data/results and always provided that copyright symbol appears together as follows below.
© DORNA, 2023

Practice Nr. 2

Moto2

Lap	Lap Time	T1	T2	T3	T4	Speed	Lap	Lap Time	T1	T2	T3	T4	Speed
2	1'39.333 *	27.355	22.927	26.829*	22.222	244.8	14	1'37.096	26.577	22.393	26.346	21.780	245.4
3	1'38.476	26.992	22.555	26.956	21.973	247.1	15	1'47.232 *	30.624	23.266*	28.961*	24.381	232.7
4	1'38.406	27.028	22.686	26.674	22.018	245.4	16	1'37.065	26.562	22.340	26.361	21.802	246.5
5	1'37.903	26.915	22.557	26.570	21.861	246.0	17	1'37.390	26.588	22.379	26.536	21.887	243.7
6	1'38.069	26.875	22.555	26.663	21.976	244.8	18	1'39.534	28.082	22.965	26.588	21.899	243.2
7	1'42.273 P	26.910	22.596	26.763	26.004	245.4	19	1'40.133 *	26.82*	22.478	27.730	23.098	240.5
8	1'52.413	33.043	24.951	30.553	23.866	182.1	13th 35 Somkiat CHANTRA IDEMITSU Honda Tea THA						
9	1'39.010	27.130	22.748	26.885	22.247	243.7	Runs=2 Total laps=15 Full laps=12 Valid laps=10						
10	1'41.022	29.014	23.008	26.893	22.107	244.8	1	2'33.389	35.746	23.348	27.115	22.412	243.7
11	1'38.437	26.902	22.702	26.837	21.996	243.7	2	1'38.812	27.109	22.739	26.906	22.058	245.4
12	1'38.165	26.936	22.537	26.640	22.052	244.3	3	1'37.784	26.820	22.722	26.474	21.768	247.1
13	1'33.872 P	26.967	22.579	26.852	17.474	243.2	4	1'37.096 *	26.588	22.331	26.393*	21.784	247.7
14	1'48.016	35.754	23.241	26.998	22.023	243.2	5	3'49.857 P	26.550			17.854	
15	1'37.614	26.773	22.436	26.562	21.843	245.4	6	1'48.496	35.343	23.787	27.210	22.156	243.2
16	1'37.551	26.660	22.446	26.632	21.813	245.4	7	1'37.823	26.740	22.635	26.525	21.923	244.8
17	1'37.442	26.876	22.369	26.353	21.844	247.1	8	1'37.260	26.706	22.432	26.233	21.889	244.8
18	1'37.002	26.644	22.319	26.332	21.707	246.0	9	1'38.402	27.528	22.584	26.342	21.948	244.8
19	1'37.394	26.742	22.304	26.448	21.900	245.4	10	1'37.067	26.635	22.437	26.219	21.776	245.4
11th 18 Manuel GONZALEZ Correos Prepago Yam SPA							14th 34 Mattia PASINI Fieten Olie Racing GP ITA						
Runs=2 Total laps=19 Full laps=16 Valid laps=11							Runs=2 Total laps=19 Full laps=16 Valid laps=11						
1	2'03.604	33.673	23.212	28.411	22.228	213.8	11	1'37.069	26.535	22.381	26.304	21.849	247.1
2	1'38.035	26.931	22.565	26.559	21.980	248.2	12	1'39.672 *	27.691	23.009*	26.842*	22.130	246.0
3	1'38.348	26.824	22.588	26.997	21.939	246.5	13	1'38.102	26.766	22.512	26.786	22.038	244.8
4	1'37.481	26.845	22.288	26.404	21.944	246.0	14	1'37.413	26.813	22.400	26.411	21.789	247.7
5	1'37.048	26.669	22.295	26.267	21.817	246.5	15	1'37.509	26.752	22.356	26.484	21.917	248.2
6	1'37.061	26.687	22.216	26.345	21.813	247.1	15th 11 Sergio GARCIA Pons Wegow Los40 SPA						
7	1'49.935 *	32.151	22.636	27.561*	27.587	244.8	Runs=3 Total laps=18 Full laps=13 Valid laps=10						
8	1'43.555 *	26.867	22.356	26.511*	27.821	246.0	1	2'45.806	33.333	23.335	27.752	22.318	240.5
9	1'37.640	27.000	22.360	26.381	21.899	247.7	2	1'38.679	27.269	22.758	26.710	21.942	247.7
10	1'43.999 *	27.121	22.558	30.497*	23.823	241.0	3	1'37.474	26.876	22.224	26.496	21.878	247.7
11	1'37.362	26.845	22.264	26.360	21.893	246.5	4	1'37.122	26.797	22.107	26.478	21.740	247.1
12	1'35.718 P	28.101	22.951	27.098	17.568	243.7	5	1'37.634 *	26.841	22.326*	26.628	21.839	247.7
13	1'51.628	38.230	24.505	26.923	21.970	246.0	6	1'37.476 *	26.975	22.220*	26.484*	21.797*	248.2
14	1'37.005	26.726	22.293	26.299	21.687	247.1	7	1'42.219 *	31.21*	22.469	26.563	21.977	247.1
15	1'37.006	26.662	22.272	26.310	21.762	248.2	8	1'39.145	26.790	22.269	26.503	23.583	248.2
16	1'45.993 *	29.716	23.412*	29.603*	23.262	234.2	9	1'40.968	29.581	22.882	26.634	21.871	247.1
17	1'42.981	26.814	22.385	26.391	27.391	245.4	10	1'37.243	26.717	22.253	26.475	21.798	247.1
18	1'37.145	26.779	22.262	26.263	21.841	247.1	11	1'38.007 P	28.40*	22.732	28.814	18.058	226.4
19	1'37.612 *	26.889	22.213	26.575*	21.935	246.0	12	1'50.982 *	38.238	22.982	27.394*	22.368	246.0
12th 64 Bo BENDSNEYDER Pertamina Mandalika NED							14th 582 26.853 24.982 27.466 22.281 248.2						
Runs=2 Total laps=19 Full laps=16 Valid laps=13							15 1'37.899 * 26.852 22.557* 26.654* 21.836 246.5						
1	2'37.453	34.030	23.318	26.814	22.021	244.3	16	1'37.252	26.749	22.242	26.520	21.741	247.1
2	1'38.131	26.734	22.865	26.660	21.872	244.8	17	1'40.563	26.704	22.426	28.664	22.769	230.2
3	1'37.370	26.577	22.501	26.476	21.816	246.5	18	1'43.970 *	26.977	22.282	28.057*	26.654	247.1
4	1'37.251	26.619	22.409	26.439	21.784	246.5	19	1'37.522	26.978	22.323	26.456	21.765	247.7
5	1'37.507	26.796	22.468	26.488	21.755	247.1	15th 11 Sergio GARCIA Pons Wegow Los40 SPA						
6	1'39.379 *	26.821	22.538*	27.177*	22.843*	238.4	Runs=3 Total laps=18 Full laps=13 Valid laps=10						
7	1'37.465	26.724	22.388	26.451	21.902	243.7	1	2'33.910	39.234	26.396	32.085	22.381	234.2
8	1'37.605	26.692	22.378	26.652	21.883	245.4	2	1'38.756	27.203	22.667	26.934	21.952	247.7
9	1'37.563	26.744	22.400	26.524	21.895	245.4	3	1'38.300	27.016	22.481	26.888	21.915	248.8
10	1'37.501	26.718	22.353	26.504	21.926	245.4	4	1'38.242	26.999	22.624	26.664	21.955	246.5
11	1'44.018 P	27.195	27.290	28.266	21.267	239.4	5	1'38.175	27.039	22.609	26.577	21.950	247.7
12	1'52.267	39.005	24.445	26.816	22.001	243.7	6	1'38.543 *	26.991	22.406*	26.910*	22.236*	247.1
13	1'37.233	26.660	22.467	26.392	21.714	245.4	7	1'39.805	27.226	23.665	26.815	22.099	248.2

Fastest Lap: Pedro ACOSTA Red Bull KTM Ajo SPA 1'35.921 26.334 22.009 26.111 21.467

These data/results cannot be reproduced, stored and/or transmitted in whole or in part by any manner of electronic, mechanical, photocopying, recording, broadcasting or otherwise now known or herein after developed without the previous express consent by the copyright owner, except for reproduction in daily press and regular printed publications on sale to the public within 60 days of the event related to those data/results and always provided that copyright symbol appears together as follows below.
© DORNA, 2023

Practice Nr. 2

Moto2

Lap	Lap Time	T1	T2	T3	T4	Speed	Lap	Lap Time	T1	T2	T3	T4	Speed
8	1'34.352 P	26.960	22.306	26.747*	18.339	248.2	14	1'37.396	26.818	22.379	26.466	21.733	244.3
9	1'47.053	35.354	22.707	26.887	22.105	245.4	15	1'42.473 *	30.21*	22.864	27.238	22.157	247.1
10	1'38.021	27.030	22.481	26.494	22.016	245.4	16	1'37.554	26.756	22.467	26.555	21.776	244.8
11	1'38.037	26.875	22.461	26.593	22.108	246.0	17	1'37.618	26.806	22.496	26.490	21.826	246.5
12	1'36.934 P	28.58*	23.289	27.401	17.661	246.0	18	1'37.378	26.917	22.321	26.426	21.714	246.0
13	1'56.036	34.159	22.955	33.893	25.029	180.9	19	1'37.311	26.749	22.371	26.457	21.734	246.0
14	1'46.333	26.795	22.358	26.764	30.416	245.4	20	1'49.703 *	29.54*	24.862	31.721	23.574	167.1
15	1'37.786 *	26.906	22.578*	26.391*	21.911	248.8	19th 40 Aron CANET Pons Wegow Los40 SPA						
16	1'37.185	26.759	22.287	26.304	21.835	248.8	Runs=3 Total laps=9 Full laps=5 Valid laps=4						
17	1'43.886 *	31.751	23.116*	27.048	21.971	248.2	1	2'39.374	33.622	22.950	27.007	22.001	244.3
18	1'37.132	26.768	22.213	26.322	21.829	247.7	2	1'38.344	27.021	22.783	26.748	21.792	246.0
16th 14 Tony ARBOLINO Elf Marc VDS Racing ITA							3	1'37.444	26.690	22.512	26.489	21.753	246.5
Runs=2 Total laps=17 Full laps=14 Valid laps=9							4	1'37.803	26.805	22.414	26.667	21.917	247.7
1	1'56.869	37.325	24.041	30.480	22.938	213.4	5	1'37.430	26.738	22.405	26.480	21.807	244.8
2	1'38.631 *	27.211	22.508	26.704*	22.208	247.1	6	1'36.982 *	26.599	22.232*	26.405*	21.746*	246.0
3	1'38.363	26.967	22.380	27.026	21.990	247.7	7	1'35.939 P	26.711	22.321	26.631	20.276	246.0
4	1'48.725	36.115	23.352	27.095	22.163	244.3	8	1'44.693 P	36.442	22.816	26.576	18.859	243.7
5	1'37.933	26.979	22.456	26.593	21.905	246.0	9	1'44.345	33.164	22.751	26.461	21.969	244.3
6	1'38.003 *	26.95*	22.424	26.637	21.984	244.8	unfinished 26.527						
7	1'43.504 *	26.782	22.378	27.145*	27.199	247.1	20th 71 Dennis FOGGIA Italtrans Racing Team ITA						
8	1'37.370	26.777	22.312	26.428	21.853	248.2	Runs=2 Total laps=18 Full laps=15 Valid laps=13						
9	1'36.435 P	27.57*	23.017	27.451	18.388	242.6	1	2'38.255	33.471	23.280	27.219	22.143	245.4
10	1'50.100	37.704	23.134	27.018	22.244	242.1	2	1'38.495	26.860	22.761	26.873	22.001	247.7
11	1'43.562 *	26.830	22.422	31.863	22.447*	230.2	3	1'38.147	26.870	22.531	26.674	22.072	247.7
12	1'37.350	26.682	22.240	26.426	22.002	246.5	4	1'38.358	26.830	22.507	26.672	22.349	246.0
13	1'42.497	30.941	22.776	26.824	21.956	246.0	5	1'37.971	26.926	22.518	26.584	21.943	247.7
14	1'40.322 *	26.713	22.332*	26.696*	24.581	245.4	6	1'37.785 *	26.787	22.384	26.624*	21.990*	247.1
15	1'40.742	26.661	22.354	26.528	25.199	246.5	7	1'37.926	26.814	22.489	26.680	21.943	248.2
16	1'39.163	26.828	22.240	26.345	23.750	245.4	8	1'37.899	26.819	22.430	26.758	21.892	247.1
17	1'37.134	26.722	22.207	26.394	21.811	245.4	9	1'37.902	26.828	22.386	26.636	22.052	246.0
17th 75 Albert ARENAS Red Bull KTM Ajo SPA							10	1'37.599	26.764	22.427	26.551	21.857	246.5
Runs=1 Total laps=5 Full laps=4 Valid laps=4							11	1'36.666 P	26.730	22.551	29.934	17.451	211.7
1	2'20.816	39.819	24.293	27.894	22.531	245.4	12	1'49.573 *	36.461	23.375	27.218	22.519*	243.2
2	1'39.183	27.404	22.549	27.029	22.201	245.4	13	1'37.839	26.968	22.489	26.459	21.923	248.2
3	1'38.523	27.180	22.447	26.816	22.080	247.7	14	1'43.898	30.175	22.973	28.767	21.983	227.8
4	1'37.487	26.934	22.184	26.483	21.886	247.7	15	1'40.117 *	26.698	22.384	26.553*	24.482	247.7
5	1'37.150	26.789	22.158	26.427	21.776	247.7	16	1'37.504	26.653	22.357	26.519	21.975	248.2
unfinished 26.675 22.082							17	1'42.425	26.765	22.648	27.763	25.249	237.3
18th 24 Marcos RAMIREZ OnlyFans American R SPA							18	1'37.461	26.700	22.389	26.478	21.894	247.7
Runs=2 Total laps=20 Full laps=17 Valid laps=14							21st 28 Izan GUEVARA Inde GASGAS Aspar SPA						
1	1'53.287	36.263	25.125	28.178	22.545	240.0	Runs=3 Total laps=17 Full laps=12 Valid laps=10						
2	1'42.928	27.423	25.822	27.320	22.363	244.3	1	2'12.162	34.564	23.433	27.549	22.510	244.3
3	1'38.731 *	27.079	22.735	26.887*	22.030	243.7	2	1'39.557	27.446	22.736	27.197	22.178	246.5
4	1'38.086	26.899	22.565	26.760	21.862	243.7	3	1'38.429	27.134	22.517	26.828	21.950	246.5
5	1'42.139	27.092	22.493	28.854	23.700	227.3	4	1'38.320	27.096	22.555	26.766	21.903	247.1
6	1'37.617	26.825	22.486	26.502	21.804	245.4	5	1'38.118	27.027	22.433	26.700	21.958	247.1
7	1'37.542	26.798	22.398	26.520	21.826	244.3	6	1'34.757 P	27.218	23.053	26.902	17.584	248.2
8	1'43.382	27.074	25.808	28.423	22.077	245.4	7	1'47.281	33.396	23.866	27.690	22.329	246.0
9	1'41.694 P	27.906	26.049	28.231	19.508	234.2	8	1'38.604	27.075	22.504	26.753	22.272	244.8
10	1'48.814 *	34.978	23.555	27.767*	22.514	242.6	9	1'39.656	27.143	22.639	26.893	22.981	246.0
11	1'39.198	27.294	22.632	26.811	22.461	243.7	10	1'34.054 P	27.061	22.579	26.807	17.607	246.0
12	1'38.072	27.018	22.529	26.612	21.913	243.7	11	1'47.608 *	34.410	23.338	27.472	22.388*	243.2
13	1'37.845	27.050	22.449	26.546	21.800	244.8	12	1'37.932	26.952	22.416	26.670	21.894	246.0

Fastest Lap: Pedro ACOSTA Red Bull KTM Ajo SPA 1'35.921 26.334 22.009 26.111 21.467

These data/results cannot be reproduced, stored and/or transmitted in whole or in part by any manner of electronic, mechanical, photocopying, recording, broadcasting or otherwise now known or herein after developed without the previous express consent by the copyright owner, except for reproduction in daily press and regular printed publications on sale to the public within 60 days of the event related to those data/results and always provided that copyright symbol appears together as follows below.
© DORNA, 2023



Practice Nr. 2

Moto2

Lap	Lap Time	T1	T2	T3	T4	Speed	Lap	Lap Time	T1	T2	T3	T4	Speed
13	1'39.316	27.283	22.779	27.020	22.234	246.0	17	1'38.082 *	26.948	22.284	26.895*	21.955	244.8
14	1'37.510 *	26.845	22.301*	26.563*	21.801	247.7	25th 33 Rory SKINNER OnlyFans American R GBR						
15	1'37.638	26.796	22.341	26.639	21.862	248.2	Runs=3 Total laps=17 Full laps=12 Valid laps=12						
16	1'43.455 *	29.05*	23.793*	27.648	22.961	244.3	1	2'00.120	33.942	24.565	27.872	23.001	238.9
17	1'37.499	26.791	22.281	26.603	21.824	248.2	2	1'40.188	27.654	23.137	27.035	22.362	243.7
22nd 7 Barry BALTUS Fieten Olie Racing GP BEL							3	1'39.181	27.418	22.812	26.800	22.151	243.7
Runs=3 Total laps=11 Full laps=6 Valid laps=5							4	1'39.546	27.645	22.986	26.793	22.122	246.0
1	2'29.227	33.317	24.255	27.147	22.439	241.0	5	1'38.225	27.108	22.651	26.517	21.949	245.4
2	1'38.818 *	27.207	22.807	26.661	22.143*	243.2	6	1'37.810	26.885	22.477	26.508	21.940	243.7
3	1'38.020	26.930	22.601	26.489	22.000	243.7	7	1'38.091	26.922	22.578	26.583	22.008	245.4
4	1'37.740	26.811	22.478	26.495	21.956	243.2	8	1'38.132	26.964	22.525	26.588	22.055	244.3
5	1'37.535	26.863	22.365	26.464	21.843	243.7	9	1'38.382	27.050	22.569	26.670	22.093	244.3
6	1'24.355 P	26.849	22.430*	26.440*	16'08.636	243.7	10	1'38.304	27.088	22.519	26.650	22.047	244.3
7	1'53.397 *	33.891	23.953	29.128*	26.425	207.6	11	1'38.157	27.046	22.466	26.543	22.102	242.6
8	4'53.967 P	26.859	22.625	27.015	3'37.468	245.4	12	1'38.427	27.220	22.612	26.600	21.995	242.6
9	1'50.606 *	37.362	23.516	27.340*	22.388	241.6	13	1'37.369 P	28.96*	23.387	27.463	17.559	242.1
10	1'38.397	27.103	22.728	26.495	22.071	243.7	14	1'51.959	33.875	23.763	29.203	25.118	209.3
11	1'38.295	26.829	22.486	26.642	22.338	243.7	15	3'55.139 P	27.056	22.573	27.825	2'37.685	242.1
23rd 84 Zonta VD GOORBE Fieten Olie Racing GP NED							16	1'47.820	35.066	23.338	27.026	22.390	243.2
Runs=2 Total laps=14 Full laps=11 Valid laps=8							17	1'38.548	27.061	22.738	26.546	22.203	243.7
1	2'14.467	34.193	23.861	27.320	23.120	244.3	26th 67 Alberto SURRA Forward Team ITA						
2	1'38.686	27.255	22.608	26.786	22.037	246.5	Runs=2 Total laps=15 Full laps=12 Valid laps=9						
3	1'38.217	26.987	22.576	26.749	21.905	246.5	1	2'12.892	35.476	27.076	27.662	22.627	244.8
4	1'45.407	27.580	24.584	27.260	25.983	245.4	2	1'39.298	27.436	22.803	26.917	22.142	247.1
5	1'37.947	26.957	22.424	26.658	21.908	246.5	3	1'38.380	26.993	22.639	26.822	21.926	246.0
6	1'39.175	26.893	22.455	27.679	22.148	243.2	4	1'38.140	26.983	22.547	26.709	21.901	246.0
7	1'42.710 *	29.02*	23.318	27.013	23.356	244.8	5	1'38.213	27.193	22.444	26.626	21.950	245.4
8	1'37.604	26.845	22.418	26.575	21.766	246.0	6	1'33.421 P	27.099	22.552	26.819	16.951	243.2
9	1'37.654	26.779	22.497	26.569	21.809	246.0	7	1'53.389	34.929	23.512	31.558	23.390	232.2
10	1'40.839 P	31.55*	22.832	27.284	19.171	243.7	8	1'39.005	27.195	22.732	26.812	22.266	243.7
11	1'47.829	34.630	23.514	27.475	22.210	239.4	9	1'38.397	26.957	22.545	26.752	22.143	243.2
12	1'40.748	27.221	22.640	26.806	24.081	243.2	10	1'38.439	26.923	22.716	26.794	22.006	244.3
13	1'39.112 *	26.846	22.452	26.800	23.014*	243.7	11	1'38.462	26.944	22.631	26.870	22.017	242.1
14	1'46.701 *	32.11*	24.547	27.850	22.188	244.3	12	1'38.623 *	26.948	22.580*	26.978*	22.117	243.2
unfinished	26.763	22.503											
24th 8 Senna AGIUS Liqui Moly Husqvarna AUS							13	1'48.090 *	36.33*	22.600	26.831	22.320	244.8
Runs=2 Total laps=17 Full laps=14 Valid laps=8							14	1'38.675	27.070	22.629	26.882	22.094	243.7
1	2'04.159	33.160	23.314	27.872	22.503	237.3	15	1'39.528 *	28.49*	22.428	26.687	21.921	245.4
2	1'39.248	27.358	22.714	27.051	22.125	247.1	27th 3 Lukas TULOVIC Liqui Moly Husqvarna GER						
3	1'38.426	26.977	22.470	27.007	21.972	248.2	Runs=2 Total laps=18 Full laps=15 Valid laps=13						
4	1'38.305 *	27.089	22.376	26.832*	22.008	248.2	1	1'52.995	35.113	23.158	28.059	22.519	240.0
5	1'38.020	27.015	22.367	26.763	21.875	248.2	2	1'39.558	27.394	22.760	27.141	22.263	246.0
6	1'37.752	26.952	22.271	26.646	21.883	246.0	3	1'39.792	27.499	22.801	27.255	22.237	244.8
7	1'37.921	26.852	22.338	26.737	21.994	247.7	4	1'39.231	27.368	22.475	27.175	22.213	245.4
8	1'37.862	26.924	22.346	26.768	21.824	247.1	5	1'38.987	27.396	22.485	26.937	22.169	244.8
9	1'38.189	27.063	22.491	26.768	21.867	247.7	6	1'38.634	27.213	22.430	26.900	22.091	243.7
10	1'38.177 *	27.088	22.416	26.739*	21.934	248.2	7	1'38.932	27.322	22.531	26.983	22.096	244.3
11	1'34.281 P	27.071	22.499	26.831*	17.880	245.4	8	1'41.774 P	30.091	25.394	28.330*	17.959	244.3
12	1'45.761	33.471	23.100	26.993	22.197	244.8	9	1'51.486	35.445	23.457	30.107	22.477	191.4
13	1'37.831	26.826	22.399	26.698	21.908	246.5	10	1'38.828	27.131	22.725	26.877	22.095	242.6
14	1'37.884 *	26.842	22.309*	26.763*	21.970	246.5	11	1'38.180	26.954	22.465	26.729	22.032	243.2
15	1'44.876 *	30.85*	22.339	29.713	21.973	191.8	12	1'45.315 *	32.13*	22.907	27.559	22.717	242.6
16	1'37.640 *	26.858	22.298*	26.551	21.933	248.2	13	1'42.113	27.141	24.353	27.945	22.674	229.7
							14	1'38.667 *	27.024	22.547*	26.988*	22.108	245.4

Fastest Lap: Pedro ACOSTA Red Bull KTM Ajo SPA 1'35.921 26.334 22.009 26.111 21.467

These data/results cannot be reproduced, stored and/or transmitted in whole or in part by any manner of electronic, mechanical, photocopying, recording, broadcasting or otherwise now known or herein after developed without the previous express consent by the copyright owner, except for reproduction in daily press and regular printed publications on sale to the public within 60 days of the event related to those data/results and always provided that copyright symbol appears together as follows below.
© DORNA, 2023

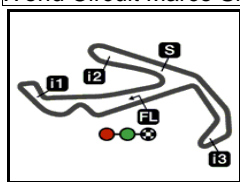
Practice Nr. 2

Moto2

Lap	Lap Time	T1	T2	T3	T4	Speed	Lap	Lap Time	T1	T2	T3	T4	Speed
15	1'40.704	26.999	22.553	27.332	23.820	244.3	10	1'59.618 *	41.886	23.420	31.089*	23.223	235.8
16	1'39.014	27.198	22.717	26.883	22.216	244.3	11	1'39.204 *	27.308	22.675	27.110*	22.111	245.4
17	1'38.618	27.048	22.518	26.792	22.260	244.8	12	1'38.421	27.046	22.523	26.819	22.033	246.5
18	1'38.518	27.024	22.527	26.870	22.097	243.2	13	1'38.758	27.035	22.647	26.995	22.081	245.4
28th 72 Borja GOMEZ Fantic Racing SPA Runs=2 Total laps=17 Full laps=14 Valid laps=9							14	1'46.754	32.181	24.118	27.777	22.678	243.2
1	1'49.541	33.861	23.090	27.499	22.321	243.2	15	1'38.621 *	26.978	22.498*	27.190*	21.955	247.7
2	1'39.439	27.228	22.679	27.208	22.324	246.5	16	1'38.531	27.096	22.507	26.964	21.964	247.1
3	1'39.636	27.471	22.506	27.291	22.368	245.4	17	1'45.527	27.141	25.449	29.455	23.482	214.2
4	1'38.824	26.989	22.515	27.233	22.087	246.0	18	1'39.070	27.177	22.588	27.255	22.050	246.0
5	1'41.985 *	27.251	22.601	27.915*	24.218	245.4	19	1'39.025	27.217	22.679	27.092	22.037	246.0
6	1'41.714	27.335	22.876	29.333	22.170	245.4	31st 23 Taiga HADA Pertamina Mandalika JPN Runs=2 Total laps=19 Full laps=16 Valid laps=10						
7	1'38.871 *	27.241	22.460	27.186*	21.984	247.7	1	2'00.387	33.884	23.632	28.021	22.660	241.0
8	1'39.228	27.231	22.735	27.057	22.205	246.0	2	1'40.325	27.906	22.836	27.370	22.213	242.6
9	1'39.252	27.487	22.544	27.150	22.071	244.8	3	1'39.774 *	27.604	22.662	27.290*	22.218	244.3
10	1'39.718 *	27.144	22.473	27.049	23.052*	246.0	4	1'40.163 *	27.423	22.707	27.724*	22.309	244.8
11	1'38.855 P	28.253	23.581	28.722*	18.299	238.4	5	1'40.095	27.575	22.846	27.509	22.165	243.2
12	1'56.806	36.725	24.270	30.858	24.953	212.1	6	1'40.454 *	27.562	22.681	27.550*	22.661	243.7
13	1'43.095 *	29.804	23.308	27.622*	22.361	235.2	7	1'41.037	27.714	22.913	27.846	22.564	241.6
14	1'40.166 *	26.920	22.484*	27.235*	23.527	245.4	8	1'37.791 P	27.424	22.752	27.774	19.841	242.6
15	1'38.198	26.862	22.376	26.993	21.967	248.2	9	1'51.013	36.827	23.728	27.629	22.829	241.0
16	1'41.682	27.174	22.553	28.917	23.038	189.8	10	1'39.855 *	27.713	22.750	27.341*	22.051	242.6
17	1'39.015	27.196	22.389	27.160	22.270	246.5	11	1'39.300 *	27.376	22.546	27.323*	22.055	245.4
29th 5 Kohta NOZANE Correos Prepagio Yam JPN Runs=3 Total laps=17 Full laps=12 Valid laps=11							12	1'39.671	27.637	22.616	27.271	22.147	244.3
1	1'54.932	34.676	24.314	27.722	22.614	238.9	13	1'39.332	27.424	22.666	27.098	22.144	244.8
2	1'40.015	27.484	22.742	27.198	22.591	241.6	14	1'44.407	27.655	22.731	30.207	23.814	229.7
3	1'38.783	27.019	22.539	27.137	22.088	242.1	15	1'39.327	27.440	22.661	27.206	22.020	245.4
4	1'39.148	27.229	22.689	27.153	22.077	242.6	16	1'39.073	27.417	22.473	27.103	22.080	244.8
5	1'38.712	27.015	22.603	27.066	22.028	243.2	17	1'46.002	29.210	26.420	27.474	22.898	244.8
6	1'38.635	27.175	22.520	27.040	21.900	243.7	18	1'40.056	27.652	22.659	27.386	22.359	243.2
7	1'39.458	27.335	22.825	27.278	22.020	242.1	19	1'44.266 *	30.34*	23.423	28.037	22.459	241.0
8	1'39.338	27.193	22.747	27.197	22.201	242.1	30th 4 Sean Dylan KELLY OnlyFans American R USA Runs=2 Total laps=19 Full laps=16 Valid laps=14						
9	1'42.770 P	33.81*	23.041	27.890	18.022	236.8	1	1'51.980	36.061	23.756	27.955	22.684	244.8
10	1'51.133	35.461	23.382	29.698	22.592	185.5	2	1'40.288	27.642	23.005	27.340	22.301	246.5
11	1'39.143 *	27.264	22.624	27.241*	22.014	241.6	3	1'40.547	27.548	22.928	27.804	22.267	246.5
12	1'38.659	27.143	22.607	26.927	21.982	242.1	4	1'39.126	27.246	22.635	27.204	22.041	247.7
13	1'40.326	27.426	23.810	27.086	22.004	242.6	5	1'38.907	27.274	22.572	27.061	22.000	246.5
14	1'37.284 P	27.142	23.550	29.329	17.263	220.8	6	1'39.138	27.296	22.647	27.171	22.024	246.5
15	2'04.428	36.632	26.950	31.609	29.237	190.8	7	1'39.067	27.329	22.599	27.170	21.969	246.0
16	1'38.374	27.036	22.628	26.742	21.968	243.2	8	1'38.637	27.149	22.601	27.006	21.881	246.0
17	1'38.326	26.952	22.501	26.834	22.039	243.2	9	1'39.197 P	29.718	24.130	27.596	17.753	246.5

Fastest Lap: Pedro ACOSTA Red Bull KTM Ajo SPA **1'35.921** 26.334 22.009 26.111 21.467

These data/results cannot be reproduced, stored and/or transmitted in whole or in part by any manner of electronic, mechanical, photocopying, recording, broadcasting or otherwise now known or herein after developed without the previous express consent by the copyright owner, except for reproduction in daily press and regular printed publications on sale to the public within 60 days of the event related to those data/results and always provided that copyright symbol appears together as follows below.
© DORNA, 2023



4226 m.

GRAN PREMIO RED BULL DI SAN MARINO E DELLA RIVIERA

Practice Nr. 2

Best Partial Times

Moto2™

IT Ideal Lap Time, sum of the best partial times

BT Best Lap Time

T1		T2		T3		T4				IT	BT	
Pos	Rider	Time	Rider	Time	Rider	Time	Rider	Time	Pos	Rider	IT	BT
1	P.ACOSTA	26.327	P.ACOSTA	21.962	P.ACOSTA	26.111	P.ACOSTA	21.467	1	P.ACOSTA	1'35.867	1'35.921 (1)
2	A.LOPEZ	26.518	A.LOPEZ	22.054	C.VIETTI	26.124	S.LOWES	21.545	2	C.VIETTI	1'36.381	1'36.462 (2)
3	S.LOWES	26.523	A.ARENAS	22.082	J.ROBERTS	26.212	J.DIXON	21.625	3	A.LOPEZ	1'36.415	1'36.632 (4)
4	A.CANET	26.527	C.VIETTI	22.092	A.LOPEZ	26.212	C.VIETTI	21.627	4	S.LOWES	1'36.528	1'36.658 (5)
5	J.ROBERTS	26.528	M.PASINI	22.107	S.CHANTRA	26.219	A.LOPEZ	21.631	5	J.DIXON	1'36.605	1'36.622 (3)
6	S.CHANTRA	26.535	J.DIXON	22.107	A.OGURA	26.244	F.SALAC	21.653	6	J.ROBERTS	1'36.706	1'36.707 (6)
7	C.VIETTI	26.538	S.LOWES	22.156	J.DIXON	26.256	A.OGURA	21.657	7	F.SALAC	1'36.725	1'36.802 (7)
8	B.BENDSNEYDE	26.562	A.OGURA	22.187	M.GONZALEZ	26.263	F.ALDEGUER	21.659	8	A.OGURA	1'36.802	1'36.978 (9)
9	F.SALAC	26.577	F.SALAC	22.205	F.ALDEGUER	26.273	M.GONZALEZ	21.687	9	M.GONZALEZ	1'36.825	1'37.005 (11)
10	J.DIXON	26.617	T.ARBOLINO	22.207	F.SALAC	26.290	J.ALCOBA	21.707	10	F.ALDEGUER	1'36.842	1'36.933 (8)
11	J.ALCOBA	26.644	S.GARCIA	22.213	S.GARCIA	26.304	M.RAMIREZ	21.714	11	S.CHANTRA	1'36.853	1'37.067 (13)
12	D.FOGGIA	26.653	M.GONZALEZ	22.213	S.LOWES	26.304	B.BENDSNEYDE	21.714	12	A.ARENAS	1'36.960	1'37.150 (17)
13	T.ARBOLINO	26.661	F.ALDEGUER	22.234	J.ALCOBA	26.332	J.ROBERTS	21.718	13	B.BENDSNEY	1'36.962	1'37.065 (12)
14	M.GONZALEZ	26.662	J.ROBERTS	22.248	T.ARBOLINO	26.345	M.PASINI	21.740	14	J.ALCOBA	1'36.987	1'37.002 (10)
15	A.ARENAS	26.675	S.AGIUS	22.271	B.BENDSNEYDE	26.346	A.CANET	21.753	15	M.PASINI	1'37.007	1'37.122 (14)
16	F.ALDEGUER	26.676	I.GUEVARA	22.281	M.RAMIREZ	26.426	Z.VD GOORBER	21.766	16	T.ARBOLINO	1'37.024	1'37.134 (16)
17	M.PASINI	26.704	J.ALCOBA	22.304	A.ARENAS	26.427	S.CHANTRA	21.768	17	A.CANET	1'37.062	1'37.430 (19)
18	A.OGURA	26.714	M.RAMIREZ	22.321	M.PASINI	26.456	A.ARENAS	21.776	18	S.GARCIA	1'37.105	1'37.132 (15)
19	M.RAMIREZ	26.749	A.CANET	22.321	D.FOGGIA	26.459	I.GUEVARA	21.801	19	M.RAMIREZ	1'37.210	1'37.311 (18)
20	S.GARCIA	26.759	S.CHANTRA	22.331	A.CANET	26.461	T.ARBOLINO	21.811	20	D.FOGGIA	1'37.326	1'37.461 (20)
21	Z.VD GOORBER	26.763	B.BENDSNEYDE	22.340	B.BALTUS	26.464	S.AGIUS	21.824	21	S.AGIUS	1'37.472	1'37.752 (24)
22	I.GUEVARA	26.791	D.FOGGIA	22.357	R.SKINNER	26.508	S.GARCIA	21.829	22	I.GUEVARA	1'37.476	1'37.499 (21)
23	B.BALTUS	26.811	B.BALTUS	22.365	S.AGIUS	26.551	B.BALTUS	21.843	23	B.BALTUS	1'37.483	1'37.535 (22)
24	S.AGIUS	26.826	B.GOMEZ	22.376	Z.VD GOORBER	26.569	D.FOGGIA	21.857	24	Z.VD GOORBE	1'37.516	1'37.604 (23)

These data/results cannot be reproduced, stored and/or transmitted in whole or in part by any manner of electronic, mechanical, photocopying, recording, broadcasting or otherwise now known or herein after developed without the previous express consent by the copyright owner, except for reproduction in daily press and regular printed publications on sale to the public within 60 days of the event related to those data/results and always provided that copyright symbol appears together as follows below.

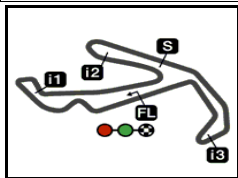
© DORNA, 2023

Official MotoGP Timing by TISSOT

www.motogp.com

moto2™





4226 m.

GRAN PREMIO RED BULL DI SAN MARINO E DELLA RIVIERA

Practice Nr. 2

Best Partial Times

Moto2™

IT Ideal Lap Time, sum of the best partial times

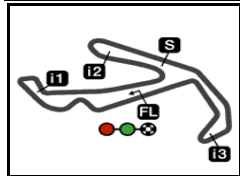
BT Best Lap Time

T1		T2		T3		T4				IT	BT	
Pos	Rider	Time	Rider	Time	Rider	Time	Rider	Time	Pos	Rider	IT	BT
25	B.GOMEZ	26.862	Z.VD GOORBER	22.418	I.GUEVARA	26.603	S.KELLY	21.881	25	R.SKINNER	1'37.799	1'37.810 (25)
26	R.SKINNER	26.885	A.SURRA	22.428	A.SURRA	26.626	K.NOZANE	21.900	26	A.SURRA	1'37.878	1'38.140 (26)
27	A.SURRA	26.923	L.TULOVIC	22.430	L.TULOVIC	26.729	A.SURRA	21.901	27	K.NOZANE	1'38.095	1'38.326 (29)
28	K.NOZANE	26.952	R.SKINNER	22.466	K.NOZANE	26.742	R.SKINNER	21.940	28	L.TULOVIC	1'38.145	1'38.180 (27)
29	L.TULOVIC	26.954	T.HADA	22.473	S.KELLY	26.819	B.GOMEZ	21.967	29	S.KELLY	1'38.185	1'38.421 (30)
30	S.KELLY	26.978	K.NOZANE	22.501	B.GOMEZ	26.993	T.HADA	22.020	30	B.GOMEZ	1'38.198	1'38.198 (28)
31	T.HADA	27.376	S.KELLY	22.507	T.HADA	27.098	L.TULOVIC	22.032	31	T.HADA	1'38.967	1'39.073 (31)

These data/results cannot be reproduced, stored and/or transmitted in whole or in part by any manner of electronic, mechanical, photocopying, recording, broadcasting or otherwise now known or herein after developed without the previous express consent by the copyright owner, except for reproduction in daily press and regular printed publications on sale to the public within 60 days of the event related to those data/results and always provided that copyright symbol appears together as follows below.
© DORNA, 2023

Official MotoGP Timing by  TISSOT
www.motogp.com






4226 m.

Moto2™

GRAN PREMIO RED BULL DI SAN MARINO E DELLA RIVIERA

Practice Nr. 2

Fastest Laps Sequence

<i>Practice Time</i>	 <i>Rider</i>	<i>Nation</i>	<i>Motorcycle</i>	<i>Time</i>	<i>Km/h</i>	<i>Rider's Lap</i>
3'26.961	54 Fermín ALDEGUER	SPA	BOSCOSCURO	1'38.241	154.8	2
3'30.533	13 Celestino VIETTI	ITA	KALEX	1'37.955	155.3	2
4'12.267	37 Pedro ACOSTA	SPA	KALEX	1'37.517	156.0	2
4'12.911	96 Jake DIXON	GBR	KALEX	1'37.476	156.0	2
5'37.618	12 Filip SALAC	CZE	KALEX	1'37.008	156.8	3
7'14.420	12 Filip SALAC	CZE	KALEX	1'36.802	157.1	4
7'26.292	37 Pedro ACOSTA	SPA	KALEX	1'36.699	157.3	4
9'02.973	37 Pedro ACOSTA	SPA	KALEX	1'36.681	157.3	5
13'52.591	37 Pedro ACOSTA	SPA	KALEX	1'36.389	157.8	8
15'28.765	37 Pedro ACOSTA	SPA	KALEX	1'36.174	158.1	9
34'23.414	37 Pedro ACOSTA	SPA	KALEX	1'35.921	158.6	15

These data/results cannot be reproduced, stored and/or transmitted in whole or in part by any manner of electronic, mechanical, photocopying, recording, broadcasting or otherwise now known or herein after developed without the previous express consent by the copyright owner, except for reproduction in daily press and regular printed publications on sale to the public within 60 days of the event related to those data/results and always provided that copyright symbol appears together as follows below.

© DORNA, 2023

Official MotoGP Timing by TISSOT
www.motogp.com

Misano Adriatico, Friday, September 08, 2023

