


5010 m.

# IndianOil GRAND PRIX OF INDIA

## Practice Nr. 3

### Classification

10

	Rider	Nation	Team	Motorcycle	Time	Lap Total	Gap	Top Speed
1	18 Manuel GONZALEZ	SPA	Correos Prepago Yamaha VR46 T	KALEX	<b>1'51.608</b>	13 13		<b>282.3</b>
2	37 Pedro ACOSTA	SPA	Red Bull KTM Ajo	KALEX	<b>1'51.725</b>	5 12	0.117 0.117	<b>285.7</b>
3	13 Celestino VIETTI	ITA	Fantic Racing	KALEX	<b>1'51.887</b>	13 13	0.279 0.162	<b>285.7</b>
4	16 Joe ROBERTS	USA	Italtrans Racing Team	KALEX	<b>1'51.901</b>	15 15	0.293 0.014	<b>279.0</b>
5	21 Alonso LOPEZ	SPA	GT Trevisan SpeedUp	BOSCOSCURO	<b>1'51.919</b>	13 14	0.311 0.018	<b>283.4</b>
6	79 Ai OGURA	JPN	IDEMITSU Honda Team Asia	KALEX	<b>1'51.988</b>	13 13	0.380 0.069	<b>280.1</b>
7	12 Filip SALAC	CZE	QJMOTOR Gresini Moto2	KALEX	<b>1'52.009</b>	11 12	0.401 0.021	<b>280.1</b>
8	71 Dennis FOGGIA	ITA	Italtrans Racing Team	KALEX	<b>1'52.012</b>	9 12	0.404 0.003	<b>286.8</b>
9	22 Sam LOWES	GBR	Elf Marc VDS Racing Team	KALEX	<b>1'52.111</b>	14 15	0.503 0.099	<b>280.1</b>
10	24 Marcos RAMIREZ	SPA	OnlyFans American Racing	KALEX	<b>1'52.121</b>	11 14	0.513 0.010	<b>279.0</b>
11	96 Jake DIXON	GBR	Inde GASGAS Aspar Team	KALEX	<b>1'52.123</b>	7 7	0.515 0.002	<b>280.1</b>
12	52 Jeremy ALCOBA	SPA	QJMOTOR Gresini Moto2	KALEX	<b>1'52.136</b>	12 13	0.528 0.013	<b>281.2</b>
13	35 Somkiat CHANTRA	THA	IDEMITSU Honda Team Asia	KALEX	<b>1'52.190</b>	12 12	0.582 0.054	<b>283.4</b>
14	84 Zonta VD GOORBERGH	NED	Fieten Olie Racing GP	KALEX	<b>1'52.192</b>	5 13	0.584 0.002	<b>280.1</b>
15	14 Tony ARBOLINO	ITA	Elf Marc VDS Racing Team	KALEX	<b>1'52.199</b>	12 12	0.591 0.007	<b>285.7</b>
16	28 Izan GUEVARA	SPA	Inde GASGAS Aspar Team	KALEX	<b>1'52.265</b>	13 13	0.657 0.066	<b>284.5</b>
17	40 Aron CANET	SPA	Pons Wegow Los40	KALEX	<b>1'52.309</b>	5 12	0.701 0.044	<b>281.2</b>
18	64 Bo BENDSNEYDER	NED	Pertamina Mandalika SAG Team	KALEX	<b>1'52.357</b>	9 12	0.749 0.048	<b>276.9</b>
19	72 Borja GOMEZ	SPA	Fantic Racing	KALEX	<b>1'52.459</b>	13 13	0.851 0.102	<b>282.3</b>
20	3 Lukas TULOVIC	GER	Liqui Moly Husqvarna Intact GP	KALEX	<b>1'52.507</b>	5 8	0.899 0.048	<b>281.2</b>
21	11 Sergio GARCIA	SPA	Pons Wegow Los40	KALEX	<b>1'52.522</b>	11 14	0.914 0.015	<b>286.8</b>
22	33 Rory SKINNER	GBR	OnlyFans American Racing	KALEX	<b>1'52.573</b>	11 14	0.965 0.051	<b>276.9</b>
23	23 Taiga HADA	JPN	Pertamina Mandalika SAG Team	KALEX	<b>1'52.654</b>	8 12	1.046 0.081	<b>281.2</b>
24	7 Barry BALTUS	BEL	Fieten Olie Racing GP	KALEX	<b>1'52.671</b>	13 13	1.063 0.017	<b>280.1</b>
25	15 Darryn BINDER	RSA	Liqui Moly Husqvarna Intact GP	KALEX	<b>1'52.703</b>	12 13	1.095 0.032	<b>284.5</b>
26	54 Fermín ALDEGUER	SPA	GT Trevisan SpeedUp	BOSCOSCURO	<b>1'52.712</b>	7 14	1.104 0.009	<b>285.7</b>
27	4 Sean Dylan KELLY	USA	Forward Team	FORWARD	<b>1'52.985</b>	13 14	1.377 0.273	<b>281.2</b>
28	75 Albert ARENAS	SPA	Red Bull KTM Ajo	KALEX	<b>1'53.330</b>	5 12	1.722 0.345	<b>282.3</b>
29	67 Alberto SURRA	ITA	Forward Team	FORWARD	<b>1'53.628</b>	8 11	2.020 0.298	<b>281.2</b>
30	5 Kohta NOZANE	JPN	Correos Prepago Yamaha VR46 T	KALEX	<b>1'53.723</b>	4 12	2.115 0.095	<b>276.9</b>

Practice condition: Dry

Air: 31°

Humidity: 72%

Ground: 37°

<b>Fastest Lap:</b>	Lap: 13	<b>Manuel GONZALEZ</b>	<b>1'51.608</b>	161.6 Km/h
<b>Best Race Lap:</b>		<b>New track layout</b>		
<b>All Time Lap Record:</b>	2023	<b>Manuel GONZALEZ</b>	<b>1'51.608</b>	161.6 Km/h

The results are provisional until the end of the limit for protest and appeals.

Time limit for protest expires 30' after publication of the results - ..... Time: .....

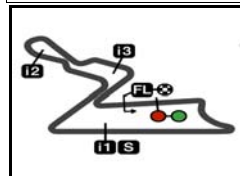
These data/results cannot be reproduced, stored and/or transmitted in whole or in part by any manner of electronic, mechanical, photocopying, recording, broadcasting or otherwise now known or herein after developed without the previous express consent by the copyright owner, except for reproduction in daily press and regular printed publications on sale to the public within 60 days of the event related to those data/results and always provided that copyright symbol appears together as follows below.

© DORNA, 2023

Official MotoGP Timing by TISSOT  
www.motogp.com

Greater Noida, Saturday, September 23, 2023





5010 m.

# IndianOil GRAND PRIX OF INDIA

## Practice Nr. 3

### Combined Practice Times

11

	Rider	Nation	Team	MOTORCYCLE	P1	P2	P3	Gap
1	18 <b>M.GONZALEZ</b>	SPA	Correos Prepagó Yamaha VR46 Te	KALEX	1'53.796 23	1'52.609 20	<b>1'51.608</b> 13	
2	37 <b>P.ACOSTA</b>	SPA	Red Bull KTM Ajo	KALEX	1'52.878 22	1'52.170 23	<b>1'51.725</b> 5	0.117 0.117
3	13 <b>C.VIETTI</b>	ITA	Fantic Racing	KALEX	1'54.862 15	1'52.319 20	<b>1'51.887</b> 13	0.279 0.162
4	16 <b>J.ROBERTS</b>	USA	Italtrans Racing Team	KALEX	1'53.808 19	1'53.037 21	<b>1'51.901</b> 15	0.293 0.014
5	21 <b>A.LOPEZ</b>	SPA	GT Trevisan SpeedUp	BOSCOSCURO	1'54.124 22	1'52.986 13	<b>1'51.919</b> 13	0.311 0.018
6	79 <b>A.OGURA</b>	JPN	IDEMITSU Honda Team Asia	KALEX	1'53.495 20	1'52.188 13	<b>1'51.988</b> 13	0.380 0.069
7	12 <b>F.SALAC</b>	CZE	QJMOTOR Gresini Moto2	KALEX	1'53.660 20	1'52.715 13	<b>1'52.009</b> 11	0.401 0.021
8	71 <b>D.FOGGIA</b>	ITA	Italtrans Racing Team	KALEX	1'53.838 20	1'52.912 19	<b>1'52.012</b> 9	0.404 0.003
9	14 <b>T.ARBOLINO</b>	ITA	Elf Marc VDS Racing Team	KALEX	1'53.756 15	<b>1'52.105</b> 22	1'52.199 12	0.497 0.093
10	22 <b>S.LOWES</b>	GBR	Elf Marc VDS Racing Team	KALEX	1'53.838 20	1'52.947 21	<b>1'52.111</b> 14	0.503 0.006
11	24 <b>M.RAMIREZ</b>	SPA	OnlyFans American Racing	KALEX	1'53.992 23	1'52.822 19	<b>1'52.121</b> 11	0.513 0.010
12	96 <b>J.DIXON</b>	GBR	Inde GASGAS Aspar Team	KALEX	1'53.557 19	1'52.642 20	<b>1'52.123</b> 7	0.515 0.002
13	52 <b>J.ALCOBA</b>	SPA	QJMOTOR Gresini Moto2	KALEX	1'55.063 19	1'53.374 18	<b>1'52.136</b> 12	0.528 0.013
14	35 <b>S.CHANTRA</b>	THA	IDEMITSU Honda Team Asia	KALEX	1'52.596 20	1'52.451 17	<b>1'52.190</b> 12	0.582 0.054
15	84 <b>Z.VD GOORBERG</b>	NED	Fieten Olie Racing GP	KALEX	1'54.138 20	1'53.339 20	<b>1'52.192</b> 5	0.584 0.002
16	28 <b>I.GUEVARA</b>	SPA	Inde GASGAS Aspar Team	KALEX	1'54.107 16	1'52.915 21	<b>1'52.265</b> 13	0.657 0.073
17	40 <b>A.CANET</b>	SPA	Pons Wegow Los40	KALEX	1'54.241 20	1'52.800 17	<b>1'52.309</b> 5	0.701 0.044
18	64 <b>B.BENDSNEYDE</b>	NED	Pertamina Mandalika SAG Team	KALEX	1'54.375 20	1'53.533 11	<b>1'52.357</b> 9	0.749 0.048
19	72 <b>B.GOMEZ</b>	SPA	Fantic Racing	KALEX	1'55.221 21	1'53.819 19	<b>1'52.459</b> 13	0.851 0.102
20	3 <b>L.TULOVIC</b>	GER	Liqui Moly Husqvarna Intact GP	KALEX	1'53.940 21	1'52.914 16	<b>1'52.507</b> 5	0.899 0.048
21	11 <b>S.GARCIA</b>	SPA	Pons Wegow Los40	KALEX	1'54.812 17	1'52.962 21	<b>1'52.522</b> 11	0.914 0.015
22	33 <b>R.SKINNER</b>	GBR	OnlyFans American Racing	KALEX	1'54.278 23	1'54.195 9	<b>1'52.573</b> 11	0.965 0.051
23	23 <b>T.HADA</b>	JPN	Pertamina Mandalika SAG Team	KALEX	1'55.034 18	1'53.948 20	<b>1'52.654</b> 8	1.046 0.081
24	7 <b>B.BALTUS</b>	BEL	Fieten Olie Racing GP	KALEX	1'54.675 18	1'53.379 17	<b>1'52.671</b> 13	1.063 0.017
25	15 <b>D.BINDER</b>	RSA	Liqui Moly Husqvarna Intact GP	KALEX	1'54.164 20	1'53.066 19	<b>1'52.703</b> 12	1.095 0.032
26	54 <b>F.ALDEGUER</b>	SPA	GT Trevisan SpeedUp	BOSCOSCURO	1'54.805 21	1'53.602 17	<b>1'52.712</b> 7	1.104 0.009
27	4 <b>S.KELLY</b>	USA	Forward Team	FORWARD	1'54.662 18	1'53.787 14	<b>1'52.985</b> 13	1.377 0.273
28	75 <b>A.ARENAS</b>	SPA	Red Bull KTM Ajo	KALEX	1'55.864 14	1'54.398 17	<b>1'53.330</b> 5	1.722 0.345
29	67 <b>A.SURRA</b>	ITA	Forward Team	FORWARD	1'54.795 14	1'54.087 8	<b>1'53.628</b> 8	2.020 0.298
30	5 <b>K.NOZANE</b>	JPN	Correos Prepagó Yamaha VR46 Te	KALEX	1'55.895 19	1'53.771 19	<b>1'53.723</b> 4	2.115 0.095

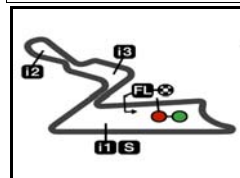
<b>Pole Position Record:</b>		<b>New track layout</b>		
<b>Best Race Lap:</b>		<b>New track layout</b>		
<b>All Time Lap Record:</b>	2023	<b>Manuel GONZALEZ</b>	<b>1'51.608</b>	161.6 Km/h

The results are provisional until the end of the limit for protest and appeals.

Time limit for protest expires 60' after publication of the results - ..... Time: .....

These data/results cannot be reproduced, stored and/or transmitted in whole or in part by any manner of electronic, mechanical, photocopying, recording, broadcasting or otherwise now known or herein after developed without the previous express consent by the copyright owner, except for reproduction in daily press and regular printed publications on sale to the public within 60 days of the event related to those data/results and always provided that copyright symbol appears together as follows below.

© DORNA, 2023



5010 m.

## IndianOil GRAND PRIX OF INDIA

## Practice Nr. 3

## Top Speed &amp; Average

12



Rider	Nation	Motorcycle	Top 5 speeds					Average	Top
11 Sergio GARCIA	SPA	KALEX	286.8	282.3	280.1	280.1	279.0	280.5	286.8
71 Dennis FOGGIA	ITA	KALEX	286.8	282.3	282.3	281.2	281.2	282.5	286.8
13 Celestino VIETTI	ITA	KALEX	285.7	281.2	281.2	280.1	280.1	281.1	285.7
14 Tony ARBOLINO	ITA	KALEX	285.7	281.2	280.1	280.1	280.1	281.4	285.7
37 Pedro ACOSTA	SPA	KALEX	285.7	283.4	282.3	282.3	282.3	282.9	285.7
54 Fermín ALDEGUER	SPA	BOSCOSCURO	285.7	284.5	283.4	283.4	282.3	283.9	285.7
15 Darryn BINDER	RSA	KALEX	284.5	284.5	284.5	283.4	283.4	284.1	284.5
28 Izan GUEVARA	SPA	KALEX	284.5	282.3	281.2	281.2	281.2	281.9	284.5
21 Alonso LOPEZ	SPA	BOSCOSCURO	283.4	283.4	282.3	280.1	279.0	280.5	283.4
35 Somkiat CHANTRA	THA	KALEX	283.4	282.3	282.3	281.2	281.2	282.1	283.4
18 Manuel GONZALEZ	SPA	KALEX	282.3	282.3	281.2	281.2	281.2	281.5	282.3
72 Borja GOMEZ	SPA	KALEX	282.3	281.2	280.1	280.1	280.1	280.8	282.3
75 Albert ARENAS	SPA	KALEX	282.3	280.1	280.1	279.0	279.0	280.1	282.3
3 Lukas TULOVIC	GER	KALEX	281.2	280.1	280.1	280.1	277.9	279.6	281.2
4 Sean Dylan KELLY	USA	FORWARD	281.2	281.2	281.2	280.1	280.1	280.7	281.2
23 Taiga HADA	JPN	KALEX	281.2	280.1	279.0	279.0	277.9	279.4	281.2
40 Aron CANET	SPA	KALEX	281.2	281.2	280.1	279.0	279.0	279.9	281.2
52 Jeremy ALCOBA	SPA	KALEX	281.2	281.2	280.1	279.0	277.9	279.3	281.2
67 Alberto SURRA	ITA	FORWARD	281.2	280.1	280.1	279.0	279.0	279.9	281.2
7 Barry BALTUS	BEL	KALEX	280.1	280.1	280.1	280.1	277.9	279.4	280.1
12 Filip SALAC	CZE	KALEX	280.1	280.1	279.0	279.0	279.0	279.4	280.1
22 Sam LOWES	GBR	KALEX	280.1	279.0	279.0	279.0	277.9	278.7	280.1
79 Ai OGURA	JPN	KALEX	280.1	277.9	276.9	275.8	275.8	276.9	280.1
84 Zonta VD GOORBERGH	NED	KALEX	280.1	280.1	280.1	279.0	279.0	279.5	280.1
96 Jake DIXON	GBR	KALEX	280.1	279.0	277.9	275.8	274.8	277.5	280.1
16 Joe ROBERTS	USA	KALEX	279.0	277.9	277.9	276.9	276.9	277.4	279.0
24 Marcos RAMIREZ	SPA	KALEX	279.0	279.0	277.9	276.9	276.9	277.6	279.0
5 Kohta NOZANE	JPN	KALEX	276.9	274.8	273.7	272.7	272.7	273.9	276.9
33 Rory SKINNER	GBR	KALEX	276.9	275.8	275.8	274.8	274.8	275.6	276.9
64 Bo BENDSNEYDER	NED	KALEX	276.9	276.9	276.9	275.8	274.8	275.7	276.9

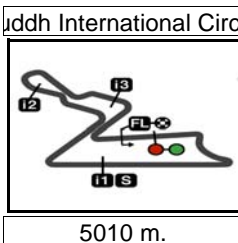
These data/results cannot be reproduced, stored and/or transmitted in whole or in part by any manner of electronic, mechanical, photocopying, recording, broadcasting or otherwise now known or herein after developed without the previous express consent by the copyright owner, except for reproduction in daily press and regular printed publications on sale to the public within 60 days of the event related to those data/results and always provided that copyright symbol appears together as follows below.

© DORNA, 2023

Official MotoGP Timing by TISSOT  
www.motogp.com

Greater Noida, Saturday, September 23, 2023





# IndianOil GRAND PRIX OF INDIA

## Practice Nr. 3

### Chronological Analysis of Performances

**13**

5010 m.

\* Lap / Sector time cancelled      T1 Time from finish line to 1st intermediate      T3 Time from 2nd intermed. to 3rd intermed.  
 P Crossing the finish line in pit lane      T2 Time from 1st intermed. to 2nd intermed.      T4 Time from 3rd intermediate to finish line

Lap	Lap Time	T1	T2	T3	T4	Speed	Lap	Lap Time	T1	T2	T3	T4	Speed
<b>1st 18 Manuel GONZALEZ</b> Correos Prepaq Yam SPA Runs=3 Total laps=13 Full laps=8 Valid laps=6							<b>4th 16 Joe ROBERTS</b> Italtrans Racing Team USA Runs=3 Total laps=15 Full laps=10 Valid laps=8						
1	2'00.681	34.003	36.626	21.885	19.484	281.2	1	2'54.928	37.782	36.874	22.299	19.554	274.8
2	<b>1'52.599</b>	36.564	35.271	21.638	19.126	281.2	2	<b>1'59.612</b>	41.677	36.287	22.289	19.359	275.8
3	<b>1'52.380</b>	36.554	35.172	21.568	19.086	282.3	3	<b>1'54.038</b>	37.258	35.707	21.865	19.208	276.9
4	1'52.106 *	36.460	35.023	21.520	19.103*	281.2	4	<b>1'52.979</b>	36.811	35.349	21.666	19.153	275.8
5	<b>2'02.594</b>	41.562	36.614	24.898	19.520	280.1	5	<b>1'52.973</b>	36.636	35.419	21.734	19.184	276.9
6	1'52.925 *	36.519	35.195*	21.810*	19.401	281.2	6	<b>1'52.666</b>	36.639	35.186	21.717	19.124	277.9
7	1'53.131 P	<b>36.469</b>	<b>35.148*</b>	<b>21.552*</b>	<b>19.962</b>	280.1	7	1'54.673 P	<b>36.849</b>	<b>35.549</b>	<b>22.191</b>	<b>20.084</b>	275.8
8	10'07.862	40.749	37.041	22.112	19.647	253.5	8	5'43.741 *	35.171	37.560	22.085*	19.268	273.7
9	<b>2'14.839</b>	45.299	43.467	23.319	22.754	187.5	9	1'53.587 *	37.49*	35.362	21.654	19.077*	273.7
10	2'04.751 P	<b>38.29*</b>	<b>40.367*</b>	<b>24.611*</b>	<b>21.474</b>	259.9	10	1'55.288 *	38.940	35.369	21.786*	19.193	275.8
11	4'00.863 P	33.733	35.677	21.669	19.192	280.1	11	<b>1'52.250</b>	36.564	35.195	21.481	<b>19.010</b>	<b>279.0</b>
12	<b>1'52.446</b>	36.588	35.073	21.598	19.187	282.3	12	2'05.194 P	36.80*	<b>40.382*</b>	<b>24.482*</b>	<b>23.526</b>	276.9
13	<b>1'51.608</b>	<b>36.367</b>	<b>34.794</b>	<b>21.420</b>	<b>19.027</b>	281.2	13	4'02.063 P	35.235	35.790	21.793	19.207	276.9
<b>2nd 37 Pedro ACOSTA</b> Red Bull KTM Ajo SPA Runs=3 Total laps=12 Full laps=7 Valid laps=5							<b>5th 21 Alonso LOPEZ</b> GT Trevisan SpeedUp SPA Runs=3 Total laps=14 Full laps=9 Valid laps=7						
1	2'39.525	35.394	36.052	22.057	19.316	279.0	1	2'17.417	35.152	36.562	22.650	19.393	275.8
2	<b>1'52.714</b>	36.504	35.223	21.696	19.291	285.7	2	<b>1'53.357</b>	37.156	35.293	21.693	19.215	279.0
3	<b>1'52.062</b>	36.323	34.941	21.724	19.074	282.3	3	<b>1'52.934</b>	36.808	35.119	21.837	19.170	280.1
4	<b>1'52.271</b>	36.563	34.945	21.684	19.079	282.3	4	<b>1'57.613</b>	36.936	39.026	22.373	19.278	279.0
5	<b>1'51.725</b>	<b>36.223</b>	34.819	21.625	19.058	282.3	5	<b>1'52.466</b>	36.636	35.045	21.721	19.064	282.3
6	1'53.743 P	<b>36.262</b>	<b>35.008*</b>	<b>22.068*</b>	<b>20.405</b>	282.3	6	1'58.543 *	37.457	37.213*	22.983*	20.890	250.0
7	8'37.723	37.678	37.847	22.704	19.381	245.7	7	1'52.718 *	36.788	34.948*	21.726*	19.256	279.0
8	1'52.366 *	36.572	35.083	21.639	19.072*	281.2	8	<b>1'54.776</b>	36.670	35.145	22.567	20.394	279.0
9	<b>1'51.899</b>	36.511	<b>34.773</b>	<b>21.606</b>	<b>19.009</b>	282.3	9	2'11.277 P	<b>36.684</b>	<b>35.182</b>	<b>21.670</b>	<b>37.741</b>	279.0
10	1'59.910 P	<b>36.385</b>	<b>35.161*</b>	<b>27.444*</b>	<b>20.920</b>	281.2	10	7'22.577	36.518	36.024	22.136	<b>19.051</b>	275.8
11	6'12.820 P	39.726	37.142*	22.039	19.296	216.2	11	2'08.505 P	<b>36.539</b>	<b>43.009*</b>	<b>25.808*</b>	<b>23.149</b>	277.9
12	1'53.743 *	36.455	34.942	21.724*	20.622	283.4	12	4'38.058 P	34.562	36.351	22.136	19.767	276.9
<b>3rd 13 Celestino VIETTI</b> Fantic Racing ITA Runs=3 Total laps=13 Full laps=8 Valid laps=7							<b>6th 79 Ai OGURA</b> IDEMITSU Honda Tea JPN Runs=3 Total laps=13 Full laps=8 Valid laps=5						
1	2'21.457	36.071	43.540	22.851	20.034	276.9	1	3'13.543	36.245	36.897	22.199	19.456	272.7
2	<b>1'53.427</b>	37.035	35.414	21.864	19.114	280.1	2	<b>1'53.923</b>	37.038	35.398	22.154	19.333	275.8
3	<b>1'52.994</b>	36.583	35.342	21.886	19.183	285.7	3	<b>1'52.285</b>	36.515	35.013	21.702	19.055	276.9
4	<b>1'52.683</b>	36.548	35.343	21.732	19.060	279.0	4	<b>1'52.143</b>	36.556	34.956	<b>21.539</b>	19.092	275.8
5	<b>1'52.803</b>	36.760	35.173	21.738	19.132	280.1	5	1'52.033 *	<b>36.372</b>	34.885	21.667*	19.109*	277.9
6	1'52.586 *	36.541	35.074*	21.881*	19.090	279.0	6	<b>1'57.298</b>	36.412	35.098	26.576	19.212	275.8
7	1'56.674 P	<b>36.592</b>	<b>35.224*</b>	<b>21.957*</b>	<b>22.901</b>	280.1	7	1'51.915 *	36.372	34.947*	21.549*	<b>19.047</b>	275.8
8	10'07.001	37.308	35.856	22.175	19.581	275.8	8	2'07.328 P	42.244	37.586	23.776	<b>23.722</b>	260.8
9	<b>1'52.196</b>	36.450	35.031	21.559	19.156	280.1							
10	2'04.614 P	<b>38.75*</b>	<b>40.208*</b>	<b>24.269*</b>	<b>21.381</b>	249.1							
11	4'12.334 P	34.901	36.209	22.085	19.975	280.1							
12	<b>1'52.086</b>	36.666	<b>34.797</b>	21.594	19.029	281.2							
13	<b>1'51.887</b>	<b>36.295</b>	35.039	<b>21.541</b>	<b>19.012</b>	281.2							

**Fastest Lap:** Manuel GONZALEZ Correos Prepaq Yam SPA **1'51.608** 36.367 34.794 21.420 19.027

These data/results cannot be reproduced, stored and/or transmitted in whole or in part by any manner of electronic, mechanical, photocopying, recording, broadcasting or otherwise now known or herein after developed without the previous express consent by the copyright owner, except for reproduction in daily press and regular printed publications on sale to the public within 60 days of the event related to those data/results and always provided that copyright symbol appears together as follows below.  
 © DORNA, 2023



# Practice Nr. 3

# Moto2

Lap	Lap Time	T1	T2	T3	T4	Speed	Lap	Lap Time	T1	T2	T3	T4	Speed
9	6'53.542	42.405	37.045	22.190	19.551	246.5	1	1'57.164	34.519	37.619	22.073	19.607	269.6
10	2'14.465 *	55.525	38.060	21.724	19.156*	244.8	2	<b>1'53.543</b>	37.091	35.429	21.795	19.228	276.9
11	2'14.783 P	40.19*	44.257*	26.664*	23.670	251.7	3	<b>1'52.714</b>	36.582	35.192	21.584	19.356	276.9
12	4'25.040 P	35.316	36.102	21.798	19.158	280.1	4	<b>1'52.744</b>	36.636	35.325	21.587	19.196	276.9
13	<b>1'51.988</b>	36.449	<b>34.807</b>	21.635	19.097	274.8	5	<b>1'52.322</b>	36.450	35.081	21.727	<b>19.064</b>	276.9

**7th 12 Filip SALAC** QJMOTOR Gresini M CZE  
Runs=3 Total laps=12 Full laps=6 Valid laps=4

1	2'53.945	34.272	36.282	22.005	19.269	279.0
2	<b>1'52.957</b>	36.735	35.290	21.729	19.203	277.9
3	<b>1'52.693</b>	36.644	<b>34.951</b>	21.852	19.246	280.1
4	<b>1'52.977</b>	36.647	35.126	21.815	19.389	279.0
5	1'57.571 *	40.174	35.419	22.494	19.484*	274.8
6	2'00.998 *	38.218	39.170	23.296	20.314*	277.9
7	1'55.348 P	36.681	35.081	21.859	21.727	279.0
8	10'00.147	37.296	46.341	23.758	23.349	270.6
9	2'06.130 P	37.222	36.359*	25.292*	27.257	276.9
10	5'24.278 P	36.641	35.882	22.006	19.474	277.9
11	<b>1'52.009</b>	36.420	35.023	<b>21.577</b>	<b>18.989</b>	279.0
12	3'35.678 P	<b>36.355</b>	2'01.789	30.543*	26.991	280.1

**8th 71 Dennis FOGGIA** Italtrans Racing Team ITA  
Runs=3 Total laps=12 Full laps=7 Valid laps=6

1	2'40.316	36.221	36.382	22.081	19.555	281.2
2	<b>1'53.791</b>	37.149	35.499	21.812	19.331	281.2
3	<b>1'53.005</b>	36.797	35.283	21.718	19.207	280.1
4	<b>1'52.993</b>	36.773	35.306	21.729	19.185	279.0
5	1'56.656 *	36.809	37.079	23.084	19.684*	279.0
6	1'58.250 P	36.740	35.468*	22.716*	23.326	282.3
7	8'25.041	36.785	39.977	22.778	19.388	273.7
8	<b>1'52.360</b>	36.620	35.046	21.519	19.175	280.1
9	<b>1'52.012</b>	36.539	<b>34.926</b>	<b>21.464</b>	<b>19.083</b>	282.3
10	2'01.418 P	<b>36.422</b>	35.362*	27.462*	22.172	281.2
11	6'04.552 P	52.242	36.821	21.924	19.587	272.7
12	<b>1'53.690</b>	37.048	35.287	22.095	19.260	<b>286.8</b>

**9th 22 Sam LOWES** Elf Marc VDS Racing GBR  
Runs=3 Total laps=15 Full laps=10 Valid laps=8

1	2'38.896	35.210	36.953	22.481	19.469	272.7
2	<b>1'53.876</b>	37.037	35.773	21.789	19.277	279.0
3	<b>1'52.570</b>	36.658	35.123	21.666	19.123	279.0
4	<b>2'00.657</b>	42.683	36.288	22.353	19.333	275.8
5	1'58.022 P	36.873	35.114	22.478	23.557	<b>280.1</b>
6	6'18.111	35.592	37.219	22.071	19.206	273.7
7	<b>1'52.525</b>	36.688	35.153	<b>21.596</b>	19.088	275.8
8	<b>1'52.345</b>	36.542	35.176	21.603	19.024	276.9
9	1'53.794 *	37.404	35.377	21.910*	19.103	276.9
10	<b>1'52.341</b>	36.646	35.011	21.611	19.073	277.9
11	1'51.954 *	36.490	34.924*	21.628*	18.912*	277.9
12	2'14.090 P	46.32*	39.625*	24.413*	23.725	236.0
13	3'33.663 P	34.942	35.352	21.742	19.043	274.8
14	<b>1'52.111</b>	<b>36.464</b>	<b>34.940</b>	21.659	19.048	279.0
15	<b>1'52.210</b>	36.546	34.978	21.698	<b>18.988</b>	277.9

**10th 24 Marcos RAMIREZ** OnlyFans American R SPA  
Runs=3 Total laps=14 Full laps=9 Valid laps=7

6	2'00.243 *	39.604	36.680*	24.497*	19.462	277.9
7	1'52.958 *	36.564	35.425*	21.770*	19.199	275.8
8	2'03.714 P	38.698	39.300	23.230	<b>22.486</b>	<b>272.7</b>
9	6'25.816	34.546	36.451	22.315	19.259	274.8
10	<b>1'52.371</b>	36.599	35.049	21.606	19.117	276.9
11	<b>1'52.121</b>	36.596	<b>34.858</b>	21.582	19.085	275.8
12	2'05.161 P	36.33*	41.783*	24.024*	<b>23.016</b>	<b>275.8</b>
13	4'32.854 P	40.141	35.541	22.315	19.646	<b>279.0</b>
14	<b>1'52.159</b>	<b>36.444</b>	35.026	<b>21.543</b>	19.146	279.0

**11th 96 Jake DIXON** Inde GASGAS Aspar GBR  
Runs=2 Total laps=7 Full laps=4 Valid laps=4

1	3'02.810	36.622	36.943	22.256	19.399	267.6
2	<b>1'59.927</b>	36.885	35.483	25.854	21.705	275.8
3	<b>1'52.629</b>	36.640	35.156	21.698	19.135	279.0
4	<b>1'53.576</b>	37.211	35.238	21.772	19.355	274.8
5	6'34.715 P	36.616	<b>34.964</b>	4'57.009	<b>26.126</b>	<b>277.9</b>
6	17'15.614	34.050	38.141	21.659	19.092	273.7
7	<b>1'52.123</b>	<b>36.578</b>	34.999	<b>21.490</b>	<b>19.056</b>	<b>280.1</b>

**12th 52 Jeremy ALCOBA** QJMOTOR Gresini M SPA  
Runs=3 Total laps=13 Full laps=8 Valid laps=7

1	2'55.193	36.745	36.483	22.006	19.600	274.8
2	1'53.638 *	36.876	35.864	21.718	19.180*	277.9
3	<b>1'53.716</b>	37.437	35.287	21.748	19.244	277.9
4	<b>2'06.958</b>	47.188	38.737	21.741	19.292	233.0
5	<b>1'53.308</b>	36.838	35.428	21.780	19.262	277.9
6	<b>1'53.382</b>	37.037	35.244	21.868	19.233	276.9
7	1'57.606 P	37.062	36.862*	22.526*	21.156	276.9
8	7'59.043	34.894	36.122	22.254	21.012	270.6
9	<b>1'53.192</b>	36.999	35.328	21.580	19.285	279.0
10	2'03.102 P	36.612	35.190*	27.188*	24.112	280.1
11	5'30.207 P	34.422	36.333	22.080	20.079	274.8
12	<b>1'52.136</b>	<b>36.564</b>	<b>35.051</b>	<b>21.473</b>	<b>19.048</b>	<b>281.2</b>
13	<b>1'52.402</b>	36.569	35.121	21.564	19.148	281.2

**13th 35 Somkiat CHANTRA** IDEMITSU Honda Tea THA  
Runs=3 Total laps=12 Full laps=7 Valid laps=5

1	3'08.149	38.662	36.906	22.631	19.709	273.7
2	1'54.094 *	37.274	35.401	22.082	19.337*	279.0
3	<b>1'52.939</b>	36.621	35.198	21.871	19.249	280.1
4	<b>1'52.284</b>	<b>36.425</b>	35.079	21.665	19.115	281.2
5	<b>1'57.595</b>	41.412	35.400	21.677	19.106	<b>283.4</b>
6	<b>1'52.350</b>	36.465	34.934	21.725	19.226	282.3
7	1'55.173 *	38.076	35.830*	21.800*	19.467	275.8
8	1'55.232 P	36.542	34.929	21.755	<b>22.006</b>	<b>277.9</b>
9	7'58.577	40.157	37.761	22.388	22.330	256.2
10	2'07.438 P	36.532	35.249*	29.146*	26.511	282.3
11	5'56.220 P	35.629	36.395	21.947	19.871	281.2
12	<b>1'52.190</b>	36.890	<b>34.797</b>	<b>21.413</b>	<b>19.090</b>	280.1

**Fastest Lap:** Manuel GONZALEZ Correos Prepaq Yam SPA **1'51.608** 36.367 34.794 21.420 19.027

These data/results cannot be reproduced, stored and/or transmitted in whole or in part by any manner of electronic, mechanical, photocopying, recording, broadcasting or otherwise now known or herein after developed without the previous express consent by the copyright owner, except for reproduction in daily press and regular printed publications on sale to the public within 60 days of the event related to those data/results and always provided that copyright symbol appears together as follows below.  
© DORNA, 2023

## Practice Nr. 3

## Moto2

Lap	Lap Time	T1	T2	T3	T4	Speed	Lap	Lap Time	T1	T2	T3	T4	Speed	
<b>14th</b>	<b>84</b>	<b>Zonta VD GOORBE</b> Fieten Olie Racing GP NED					8	2'04.278	P	40.250	37.555	22.721	23.752	252.6
		Runs=3	Total laps=13	Full laps=8	Valid laps=7		9	7'46.921		1'00.127	40.647	23.582	19.554	136.6
1	1'57.991	36.629	37.392	22.293	19.660	274.8	10	2'02.130	P	36.532	35.066*	27.565*	22.967	277.9
2	<b>1'54.059</b>	36.818	35.698	21.717	19.826	279.0	11	6'04.074	P	37.127	36.607	21.448	19.634	269.6
3	<b>1'52.647</b>	36.644	35.317	21.628	19.058	277.9	12	2'52.767	P	36.420	34.866	21.648	1'19.833	281.2
4	<b>1'52.231</b>	36.523	35.046	21.536	19.126	279.0								
5	<b>1'52.192</b>	36.420	35.206	21.578	18.988	279.0	<b>18th</b>	<b>64</b>	<b>Bo BENDSNEYDER</b> Pertamina Mandalika NED					
6	1'59.206	P	36.481	38.592*	22.441*	276.9			Runs=3	Total laps=12	Full laps=7	Valid laps=6		
7	7'57.183		35.545	36.104	21.870	272.7	1	2'26.215		35.892	37.411	22.505	19.582	266.6
8	<b>2'57.908</b>	1'34.195	42.318	21.859	19.536	273.7	2	<b>1'54.446</b>		37.396	35.701	22.005	19.344	274.8
9	<b>1'54.772</b>	36.658	35.414	21.967	20.733	280.1	3	<b>1'53.771</b>		37.088	35.571	21.931	19.181	274.8
10	1'58.967	P	36.575	35.958*	22.506*	280.1	4	<b>1'53.310</b>		36.896	35.303	21.924	19.187	274.8
11	5'50.001	P	34.271	35.680	21.913	276.9	5	<b>1'57.733</b>		39.344	37.286	21.917	19.186	235.2
12	<b>1'53.892</b>	36.712	36.131	21.823	19.226	279.0	6	1'58.079	P	36.959	37.678*	22.224*	21.218	276.9
13	1'58.273	*	36.490	37.620*	23.113	280.1	7	8'23.900		40.177	37.867	22.682	20.489	246.5
							8	<b>1'54.176</b>		37.605	35.686	21.704	19.181	274.8
<b>15th</b>	<b>14</b>	<b>Tony ARBOLINO</b> Elf Marc VDS Racing ITA					9	<b>1'52.357</b>		36.634	35.062	21.528	19.133	276.9
		Runs=3	Total laps=12	Full laps=7	Valid laps=7		10	1'54.685	P	36.703	35.073*	21.712*	21.197	276.9
1	2'52.508	33.671	36.001	22.015	19.334	275.8	11	5'57.148	P	33.991	35.902	21.662	22.014	273.7
2	<b>1'53.218</b>	36.763	35.364	21.840	19.251	279.0	12	2'02.932	*	38.551	36.171	28.823	19.387*	275.8
3	<b>1'52.313</b>	36.529	34.992	21.701	19.091	279.0								
4	<b>1'52.500</b>	36.355	35.048	21.889	19.208	280.1	<b>19th</b>	<b>72</b>	<b>Borja GOMEZ</b> Fantic Racing SPA					
5	<b>1'56.675</b>	36.537	38.772	22.015	19.351	280.1			Runs=3	Total laps=13	Full laps=8	Valid laps=6		
6	1'56.790	P	36.453	34.957*	22.745*	280.1	1	2'05.714		35.384	37.398	22.578	19.807	272.7
7	9'41.233		34.764	35.751	21.884	276.9	2	<b>1'53.794</b>		36.945	35.621	21.912	19.316	276.9
8	<b>1'55.941</b>	39.760	35.246	21.802	19.133	273.7	3	<b>1'52.846</b>		36.588	35.288	21.736	19.234	279.0
9	<b>1'53.743</b>	36.461	36.250	21.714	19.318	281.2	4	2'00.506	*	36.444	35.934	27.711	20.417*	279.0
10	2'03.242	P	38.53*	39.134*	24.145*	274.8	5	<b>1'53.013</b>		36.575	35.417	21.728	19.293	280.1
11	4'32.469	P	43.322	36.758	21.839	265.6	6	1'53.005	*	36.492	35.346*	21.941*	19.226	281.2
12	<b>1'52.199</b>	36.513	35.011	21.588	19.087	285.7	7	1'58.466	P	36.432	36.923*	23.407*	21.704	282.3
							8	10'12.531		40.041	37.994	22.721	19.882	245.7
<b>16th</b>	<b>28</b>	<b>Izan GUEVARA</b> Inde GASGAS Aspar SPA					9	<b>1'52.871</b>		36.660	35.261	21.798	19.152	279.0
		Runs=3	Total laps=13	Full laps=8	Valid laps=6		10	2'04.650	P	38.44*	40.182*	24.215*	21.811	241.6
1	2'31.299	35.144	36.900	22.781	20.095	276.9	11	4'09.925	P	35.347	36.175	22.274	19.552	276.9
2	<b>1'54.339</b>	37.061	35.826	22.078	19.374	280.1	12	<b>1'52.619</b>		36.622	35.169	21.659	19.169	280.1
3	<b>1'53.362</b>	36.659	35.484	21.982	19.237	281.2	13	<b>1'52.459</b>		36.416	35.131	21.753	19.159	280.1
4	<b>1'52.935</b>	36.634	35.131	21.937	19.233	281.2								
5	<b>1'52.408</b>	36.302	35.194	21.838	19.074	281.2	<b>20th</b>	<b>3</b>	<b>Lukas TULOVIC</b> Liqui Moly Husqvarna GER					
6	1'52.917	*	36.613	35.244*	21.897*	282.3			Runs=2	Total laps=8	Full laps=5	Valid laps=3		
7	1'52.965	*	36.484	35.099*	22.146*	281.2	1	2'01.611		34.570	37.673	22.049	19.426	273.7
8	1'58.812	P	38.167	36.202	22.190	276.9	2	<b>1'53.074</b>		36.878	35.445	21.582	19.169	277.9
9	7'18.554		35.309	36.453	22.171	275.8	3	<b>1'52.810</b>		36.808	35.278	21.597	19.127	280.1
10	<b>1'52.655</b>	36.611	35.246	21.675	19.123	279.0	4	1'53.433	*	37.577	35.304	21.429	19.123*	277.9
11	2'00.085	P	36.423	35.854*	24.549*	277.9	5	<b>1'52.507</b>		36.603	35.190	21.582	19.132	280.1
12	5'37.012	P	39.436	37.632	21.869	216.2	6	1'56.094	P	36.854	36.191*	21.907*	21.142	280.1
13	<b>1'52.265</b>	36.335	34.982	21.827	19.121	284.5	7	10'35.783	*	34.632	36.100	21.731*	20.368	275.8
							8	1'57.633	*	40.666	35.819	21.799	19.349*	253.5
<b>17th</b>	<b>40</b>	<b>Aron CANET</b> Pons Wegow Los40 SPA					unfinished	36.517						281.2
		Runs=3	Total laps=12	Full laps=6	Valid laps=5		<b>21st</b>	<b>11</b>	<b>Sergio GARCIA</b> Pons Wegow Los40 SPA					
1	3'14.668	37.630	37.100	22.029	19.574	258.0			Runs=3	Total laps=14	Full laps=9	Valid laps=4		
2	<b>1'53.406</b>	36.826	35.535	21.799	19.246	279.0	1	2'11.395		35.571	38.291	22.708	19.751	272.7
3	<b>1'52.863</b>	36.646	35.443	21.504	19.270	281.2	2	<b>1'54.269</b>		37.005	35.844	21.899	19.521	277.9
4	<b>1'52.585</b>	36.570	35.243	21.497	19.275	279.0	3	<b>1'53.831</b>		36.712	35.528	22.270	19.321	279.0
5	<b>1'52.309</b>	36.502	35.118	21.456	19.233	279.0	4	1'52.914	*	36.569	35.166	21.870	19.309*	280.1
6	<b>1'56.061</b>	38.002	35.171	23.554	19.334	275.8	5	<b>1'52.820</b>		36.626	35.253	21.688	19.253	280.1
7	1'52.262	*	36.462	35.147*	21.453*	280.1								

**Fastest Lap:** Manuel GONZALEZ Correos Prepaqo Yam SPA **1'51.608** 36.367 34.794 21.420 19.027

These data/results cannot be reproduced, stored and/or transmitted in whole or in part by any manner of electronic, mechanical, photocopying, recording, broadcasting or otherwise now known or herein after developed without the previous express consent by the copyright owner, except for reproduction in daily press and regular printed publications on sale to the public within 60 days of the event related to those data/results and always provided that copyright symbol appears together as follows below.  
© DORNA, 2023

# Practice Nr. 3

# Moto2

Lap	Lap Time	T1	T2	T3	T4	Speed	Lap	Lap Time	T1	T2	T3	T4	Speed						
6	1'53.243 *	36.764	35.274*	21.928*	19.277	279.0	13	1'52.671	36.792	35.080	21.670	19.129	277.9						
7	1'53.158 *	36.807	35.221*	21.844*	19.286	279.0	<b>25th 15 Darryn BINDER</b> Liqui Moly Husqvarna RSA												
8	1'55.055 P	36.584	35.170	21.752	21.549	279.0	Runs=3 Total laps=13 Full laps=8 Valid laps=7												
9	6'39.170	34.422	36.077	21.840	19.344	275.8	1	2'19.653	35.257	37.489	22.641	19.623	277.9						
10	1'55.941 *	39.401	35.703*	21.774	19.063	260.8	2	1'54.826	37.200	35.695	22.084	19.847	280.1						
11	1'52.522	36.439	35.037	21.755	19.291	282.3	3	1'54.358 *	36.982	35.859	22.094	19.423*	279.0						
12	2'00.654 P	39.72*	37.473*	22.820*	20.632	279.0	4	1'53.227	36.822	35.368	21.876	19.161	282.3						
13	4'37.400 P	55.086	36.537	21.808	22.728	260.8	5	1'52.913	36.601	35.330	21.862	19.120	283.4						
14	1'52.641 *	36.528	35.025	21.715*	19.373	286.8	6	1'57.900 P	36.652	35.883*	23.013*	22.352	284.5						
<b>22nd 33 Rory SKINNER</b> OnlyFans American R GBR							<b>26th 54 Fermín ALDEGUER</b> GT Trevisan SpeedUp SPA												
Runs=3 Total laps=14 Full laps=9 Valid laps=7							Runs=3 Total laps=14 Full laps=9 Valid laps=8												
1	2'03.282	34.959	36.824	22.292	19.790	269.6	1	2'40.835	35.066	36.596	22.035	19.839	284.5						
2	1'54.122	37.230	35.692	21.901	19.299	274.8	2	1'54.583	37.240	35.839	22.018	19.486	283.4						
3	1'53.540	36.991	35.536	21.763	19.250	275.8	3	1'53.570	37.152	35.379	21.840	19.199	285.7						
4	1'53.302	36.872	35.357	21.763	19.310	273.7	4	1'53.095	36.930	35.424	21.581	19.160	280.1						
5	1'53.067	36.727	35.387	21.726	19.227	275.8	5	1'53.426	36.623	35.414	21.636	19.753	281.2						
6	1'54.013 *	37.095	35.750*	21.881*	19.287	273.7	6	1'53.240 *	37.102	35.327*	21.641*	19.170	280.1						
7	1'53.690 *	36.985	35.618*	21.800*	19.287	273.7	7	1'52.712	36.687	35.168	21.679	19.178	277.9						
8	1'56.507 P	37.496	36.009	22.122	20.880	271.6	8	2'02.154	36.568	35.462	29.495	20.629	279.0						
9	6'30.265	35.143	36.167	21.983	19.325	269.6	9	2'01.162 P	39.207	37.612	23.397	20.946	274.8						
10	1'52.808	36.826	35.128	21.671	19.183	273.7	10	7'37.338	40.382	36.943	21.997	19.710	238.4						
11	1'52.573	36.839	35.078	21.572	19.084	274.8	11	2'05.852 P	38.98*	40.637*	24.094*	22.133	253.5						
12	2'04.499 P	37.60*	39.845*	23.631*	23.419	237.6	12	4'14.277 P	33.381	35.862	21.940	19.517	281.2						
13	4'32.435 P	39.218	39.129	21.929	19.598	271.6	13	1'52.921	36.692	35.348	21.671	19.210	283.4						
14	1'52.916	36.706	35.442	21.634	19.134	276.9	14	1'57.015	38.171	37.257	22.114	19.473	282.3						
<b>23rd 23 Taiga HADA</b> Pertamina Mandalika JPN							<b>27th 4 Sean Dylan KELLY</b> Forward Team USA												
Runs=3 Total laps=12 Full laps=7 Valid laps=7							Runs=3 Total laps=14 Full laps=9 Valid laps=6												
1	2'17.864	34.910	39.816	23.206	19.539	272.7	1	2'02.118	34.266	37.077	22.317	19.494	279.0						
2	1'53.819	37.026	35.522	22.048	19.223	279.0	2	1'53.699	36.919	35.607	21.928	19.245	280.1						
3	1'53.138	36.696	35.342	22.016	19.084	280.1	3	1'53.237	36.721	35.410	21.822	19.284	279.0						
4	1'53.570	36.532	35.471	22.312	19.255	277.9	4	1'53.060	36.616	35.421	21.781	19.242	279.0						
5	1'53.568	36.637	35.714	22.132	19.085	275.8	5	1'58.524 *	38.045	37.118*	23.850	19.511	277.9						
6	1'56.623 P	36.714	35.726*	22.755*	21.428	274.8	6	1'53.442 *	36.704	35.390*	21.873*	19.475	280.1						
7	10'04.162	35.201	36.078	21.908	19.287	274.8	7	1'56.908 P	36.777	35.531*	23.067*	21.533	277.9						
8	1'52.654	36.592	35.172	21.780	19.110	276.9	8	7'51.424	36.742	36.405	22.149	19.456	272.7						
9	1'52.802	36.625	35.107	21.732	19.338	279.0	9	1'54.021 *	36.987	35.558	22.140*	19.336	275.8						
10	1'58.059 P	36.80*	36.915*	23.045*	21.290	275.8	10	1'57.894	40.622	35.788	22.145	19.339	281.2						
11	4'54.253 P	38.434	36.883	22.095	20.378	272.7	11	2'05.230 P	36.695	41.159*	24.414*	22.962	279.0						
12	1'54.297	36.843	35.208	22.889	19.357	281.2	12	4'34.731 P	35.027	35.759	21.969	19.199	280.1						
<b>24th 7 Barry BALTUS</b> Fieten Olie Racing GP BEL							<b>28th 75 Albert ARENAS</b> Red Bull KTM Ajo SPA												
Runs=3 Total laps=13 Full laps=8 Valid laps=7							Runs=3 Total laps=12 Full laps=7 Valid laps=6												
1	2'40.570	35.296	36.170	21.937	19.489	269.6	1	2'40.160	35.877	37.437	22.700	19.790	270.6						
2	1'53.716	37.028	35.929	21.570	19.189	280.1	2	1'55.044	37.400	35.978	22.334	19.332	282.3						
3	1'53.063	36.810	35.370	21.526	19.357	280.1													
4	1'53.008	36.804	35.151	21.712	19.341	280.1													
5	1'58.110	36.728	35.300	21.992	24.090	280.1													
6	1'53.469 *	37.010	35.322*	21.888*	19.249	276.9													
7	1'53.067	36.832	35.196	21.766	19.273	275.8													
8	1'56.663 P	36.761	35.537	21.913*	22.452	274.8													
9	7'06.392 *	48.422	39.759	23.469	22.041*	242.4													
10	1'52.802	36.896	35.175	21.593	19.138	277.9													
11	2'00.152 P	36.601	35.648*	24.709*	23.194	276.9													
12	5'27.802 P	50.040	38.838	22.529	20.605	204.5													

**Fastest Lap:** Manuel GONZALEZ Correos Prepaqo Yam SPA 1'51.608 36.367 34.794 21.420 19.027

These data/results cannot be reproduced, stored and/or transmitted in whole or in part by any manner of electronic, mechanical, photocopying, recording, broadcasting or otherwise now known or herein after developed without the previous express consent by the copyright owner, except for reproduction in daily press and regular printed publications on sale to the public within 60 days of the event related to those data/results and always provided that copyright symbol appears together as follows below.  
© DORNA, 2023

## Practice Nr. 3

Moto2

Lap	Lap Time	T1	T2	T3	T4	Speed	Lap	Lap Time	T1	T2	T3	T4	Speed
3	<b>1'54.123</b>	37.347	35.693	21.816	19.267	277.9							
4	<b>1'53.356</b>	36.860	35.531	<b>21.812</b>	<b>19.153</b>	279.0							
5	<b>1'53.330</b>	<b>36.593</b>	35.497	21.899	19.341	277.9							
6	2'08.669	P 37.010	45.198*	23.948*	22.513	277.9							
7	8'55.981	36.572	37.026	22.974	26.531	270.6							
8	<b>2'00.241</b>	41.227	37.446	22.259	19.309	259.9							
9	<b>1'53.890</b>	36.753	35.634	22.170	19.333	280.1							
10	2'11.265	P 36.657	44.377*	26.721*	23.510	279.0							
11	5'06.182	P 42.126	37.676	22.261	19.529	271.6							
12	1'53.274	* 36.594	<b>35.415</b>	21.964*	19.301	280.1							

**29th 67** **Alberto SURRA** Forward Team ITA  
 Runs=3 Total laps=11 Full laps=6 Valid laps=6

1	1'59.092	33.867	36.506	22.498	19.592	276.9							
2	<b>1'54.849</b>	36.993	35.955	22.427	19.474	280.1							
3	<b>1'57.148</b>	36.935	35.890	22.409	21.914	277.9							
4	<b>1'54.691</b>	37.059	35.779	22.319	19.534	279.0							
5	1'58.623	P 36.948	36.109	24.231	21.335	277.9							
6	10'43.481	38.303	37.996	22.961	20.130	254.4							
7	<b>1'54.508</b>	37.471	35.815	<b>21.870</b>	<b>19.352</b>	280.1							
8	<b>1'53.628</b>	<b>36.658</b>	35.583	21.962	19.425	279.0							
9	2'02.058	P 36.860	38.267*	22.472*	24.459	275.8							
10	6'14.693	P 55.959	37.430	22.330	19.712	255.3							
11	<b>1'53.688</b>	36.761	<b>35.545</b>	21.929	19.453	<b>281.2</b>							

**30th 5** **Kohta NOZANE** Correos Prepaqo Yam JPN  
 Runs=3 Total laps=12 Full laps=7 Valid laps=7

1	2'07.808	35.206	37.575	22.880	19.554	271.6							
2	<b>1'54.576</b>	37.262	35.708	22.160	19.446	272.7							
3	<b>1'54.098</b>	37.140	35.662	<b>22.000</b>	19.296	272.7							
4	<b>1'53.723</b>	36.905	<b>35.378</b>	22.109	19.331	273.7							
5	<b>1'54.032</b>	37.007	35.495	22.088	19.442	272.7							
6	2'10.914	P 48.329	37.163*	22.833*	22.589	241.6							
7	9'23.896	37.673	37.923	23.780	27.307	259.9							
8	<b>1'58.925</b>	41.473	36.120	22.138	<b>19.194</b>	259.9							
9	<b>1'57.428</b>	37.227	38.869	22.073	19.259	269.6							
10	2'11.190	P <b>36.849</b>	44.396*	26.415*	23.530	274.8							
11	5'06.493	P 37.125	40.017	22.831	24.205	239.2							
12	<b>1'53.784</b>	36.999	35.396	22.014	19.375	<b>276.9</b>							

**Fastest Lap:** Manuel GONZALEZ Correos Prepaqo Yam SPA **1'51.608** 36.367 34.794 21.420 19.027

These data/results cannot be reproduced, stored and/or transmitted in whole or in part by any manner of electronic, mechanical, photocopying, recording, broadcasting or otherwise now known or herein after developed without the previous express consent by the copyright owner, except for reproduction in daily press and regular printed publications on sale to the public within 60 days of the event related to those data/results and always provided that copyright symbol appears together as follows below.  
 © DORNA, 2023

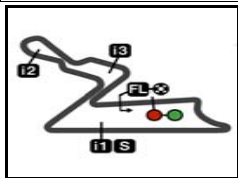
Official MotoGP Timing by TISSOT  
 www.motogp.com

Greater Noida, Saturday, September 23, 2023 Page 5 of 5

*motogp*







5010 m.

# IndianOil GRAND PRIX OF INDIA

## Practice Nr. 3

### Best Partial Times

**Moto2™**

*IT* Ideal Lap Time, sum of the best partial times

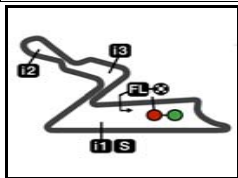
*BT* Best Lap Time

T1		T2		T3		T4				IT		BT	
Pos	Rider	Time	Rider	Time	Rider	Time	Rider	Time	Pos	Rider	IT	BT	
1	P.ACOSTA	36.223	P.ACOSTA	34.773	S.CHANTRA	21.413	S.LOWES	18.988	1	<b>M.GONZALEZ</b>	1'51.608	1'51.608	(1)
2	<b>C.VIETTI</b>	<b>36.295</b>	<b>A.LOPEZ</b>	<b>34.792</b>	<b>M.GONZALEZ</b>	<b>21.420</b>	<b>Z.VD GOORBER</b>	<b>18.988</b>	2	<b>P.ACOSTA</b>	1'51.611	1'51.725	(2)
3	I.GUEVARA	36.302	M.GONZALEZ	34.794	J.ROBERTS	21.428	F.SALAC	18.989	3	<b>C.VIETTI</b>	1'51.645	1'51.887	(3)
4	<b>F.SALAC</b>	<b>36.355</b>	<b>C.VIETTI</b>	<b>34.797</b>	<b>L.TULOVIC</b>	<b>21.429</b>	<b>P.ACOSTA</b>	<b>19.009</b>	4	<b>S.CHANTRA</b>	1'51.725	1'52.190	(13)
5	T.ARBOLINO	36.355	S.CHANTRA	34.797	A.CANET	21.448	J.ROBERTS	19.010	5	<b>A.OGURA</b>	1'51.765	1'51.988	(6)
6	<b>M.GONZALEZ</b>	<b>36.367</b>	<b>A.OGURA</b>	<b>34.807</b>	<b>D.FOGGIA</b>	<b>21.464</b>	<b>C.VIETTI</b>	<b>19.012</b>	6	<b>A.LOPEZ</b>	1'51.796	1'51.919	(5)
7	A.OGURA	36.372	M.RAMIREZ	34.858	J.ALCOBA	21.473	M.GONZALEZ	19.027	7	<b>F.SALAC</b>	1'51.872	1'52.009	(7)
8	<b>A.LOPEZ</b>	<b>36.379</b>	<b>A.CANET</b>	<b>34.866</b>	<b>J.DIXON</b>	<b>21.490</b>	<b>A.OGURA</b>	<b>19.047</b>	8	<b>J.ROBERTS</b>	1'51.890	1'51.901	(4)
9	B.GOMEZ	36.416	D.FOGGIA	34.926	B.BALTUS	21.526	J.ALCOBA	19.048	9	<b>D.FOGGIA</b>	1'51.895	1'52.012	(8)
10	<b>A.CANET</b>	<b>36.420</b>	<b>S.LOWES</b>	<b>34.940</b>	<b>B.BENDSNEYDE</b>	<b>21.528</b>	<b>A.LOPEZ</b>	<b>19.051</b>	10	<b>M.RAMIREZ</b>	1'51.909	1'52.121	(10)
11	Z.VD GOORBER	36.420	F.SALAC	34.951	Z.VD GOORBER	21.536	J.DIXON	19.056	11	<b>A.CANET</b>	1'51.934	1'52.309	(17)
12	<b>D.FOGGIA</b>	<b>36.422</b>	<b>J.DIXON</b>	<b>34.964</b>	<b>A.OGURA</b>	<b>21.539</b>	<b>S.GARCIA</b>	<b>19.063</b>	12	<b>S.LOWES</b>	1'51.988	1'52.111	(9)
13	S.CHANTRA	36.425	I.GUEVARA	34.982	C.VIETTI	21.541	M.RAMIREZ	19.064	13	<b>Z.VD GOORBE</b>	1'51.990	1'52.192	(14)
14	<b>S.GARCIA</b>	<b>36.439</b>	<b>T.ARBOLINO</b>	<b>34.992</b>	<b>M.RAMIREZ</b>	<b>21.543</b>	<b>I.GUEVARA</b>	<b>19.074</b>	14	<b>T.ARBOLINO</b>	1'52.022	1'52.199	(15)
15	M.RAMIREZ	36.444	J.ROBERTS	35.006	R.SKINNER	21.572	D.FOGGIA	19.083	15	<b>I.GUEVARA</b>	1'52.033	1'52.265	(16)
16	<b>J.ROBERTS</b>	<b>36.446</b>	<b>S.GARCIA</b>	<b>35.025</b>	<b>A.LOPEZ</b>	<b>21.574</b>	<b>T.HADA</b>	<b>19.084</b>	16	<b>J.DIXON</b>	1'52.088	1'52.123	(11)
17	S.LOWES	36.464	Z.VD GOORBER	35.046	F.SALAC	21.577	R.SKINNER	19.084	17	<b>J.ALCOBA</b>	1'52.136	1'52.136	(12)
18	<b>L.TULOVIC</b>	<b>36.517</b>	<b>J.ALCOBA</b>	<b>35.051</b>	<b>F.ALDEGUER</b>	<b>21.581</b>	<b>T.ARBOLINO</b>	<b>19.087</b>	18	<b>S.GARCIA</b>	1'52.215	1'52.522	(21)
19	T.HADA	36.532	B.BENDSNEYDE	35.062	T.ARBOLINO	21.588	S.CHANTRA	19.090	19	<b>L.TULOVIC</b>	1'52.263	1'52.507	(20)
20	<b>J.ALCOBA</b>	<b>36.564</b>	<b>R.SKINNER</b>	<b>35.078</b>	<b>S.LOWES</b>	<b>21.596</b>	<b>D.BINDER</b>	<b>19.105</b>	20	<b>B.BALTUS</b>	1'52.336	1'52.671	(24)
21	F.ALDEGUER	36.568	B.BALTUS	35.080	P.ACOSTA	21.606	L.TULOVIC	19.127	21	<b>B.BENDSNEY</b>	1'52.357	1'52.357	(18)
22	<b>D.BINDER</b>	<b>36.578</b>	<b>T.HADA</b>	<b>35.107</b>	<b>D.BINDER</b>	<b>21.646</b>	<b>B.BALTUS</b>	<b>19.129</b>	22	<b>B.GOMEZ</b>	1'52.358	1'52.459	(19)
23	J.DIXON	36.578	B.GOMEZ	35.131	B.GOMEZ	21.659	B.BENDSNEYDE	19.133	23	<b>R.SKINNER</b>	1'52.440	1'52.573	(22)
24	<b>A.ARENAS</b>	<b>36.593</b>	<b>D.BINDER</b>	<b>35.166</b>	<b>I.GUEVARA</b>	<b>21.675</b>	<b>B.GOMEZ</b>	<b>19.152</b>	24	<b>T.HADA</b>	1'52.455	1'52.654	(23)

These data/results cannot be reproduced, stored and/or transmitted in whole or in part by any manner of electronic, mechanical, photocopying, recording, broadcasting or otherwise now known or herein after developed without the previous express consent by the copyright owner, except for reproduction in daily press and regular printed publications on sale to the public within 60 days of the event related to those data/results and always provided that copyright symbol appears together as follows below.  
© DORNA, 2023

Official MotoGP Timing by **TISSOT**  
www.motogp.com





5010 m.

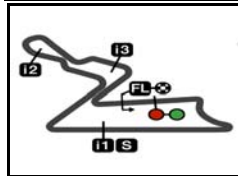
**IndianOil GRAND PRIX OF INDIA****Practice Nr. 3****Best Partial Times****Moto2™***IT* Ideal Lap Time, sum of the best partial times*BT* Best Lap Time

<b>T1</b>		<b>T2</b>		<b>T3</b>		<b>T4</b>						
<i>Pos</i>	<i>Rider</i>	<i>Time</i>	<i>Rider</i>	<i>Time</i>	<i>Rider</i>	<i>Time</i>	<i>Rider</i>	<i>Time</i>	<i>Pos</i>	<i>Rider</i>	<i>IT</i>	<i>BT</i>
25	B.BALTUS	36.601	F.ALDEGUER	35.168	S.GARCIA	21.688	A.ARENAS	19.153	25	F.ALDEGUER	1'52.477	1'52.712 (26)
26	S.KELLY	<b>36.616</b>	L.TULOVIC	<b>35.190</b>	S.KELLY	<b>21.705</b>	F.ALDEGUER	<b>19.160</b>	26	D.BINDER	1'52.495	1'52.703 (25)
27	B.BENDSNEYDE	36.634	S.KELLY	35.238	T.HADA	21.732	K.NOZANE	19.194	27	S.KELLY	1'52.758	1'52.985 (27)
28	A.SURRA	<b>36.658</b>	K.NOZANE	<b>35.378</b>	A.ARENAS	<b>21.812</b>	S.KELLY	<b>19.199</b>	28	A.ARENAS	1'52.973	1'53.330 (28)
29	R.SKINNER	36.706	A.ARENAS	35.415	A.SURRA	21.870	A.CANET	19.200	29	K.NOZANE	1'53.421	1'53.723 (30)
30	K.NOZANE	<b>36.849</b>	A.SURRA	<b>35.545</b>	K.NOZANE	<b>22.000</b>	A.SURRA	<b>19.352</b>	30	A.SURRA	1'53.425	1'53.628 (29)

These data/results cannot be reproduced, stored and/or transmitted in whole or in part by any manner of electronic, mechanical, photocopying, recording, broadcasting or otherwise now known or herein after developed without the previous express consent by the copyright owner, except for reproduction in daily press and regular printed publications on sale to the public within 60 days of the event related to those data/results and always provided that copyright symbol appears together as follows below.  
© DORNA, 2023

Official MotoGP Timing by **TISSOT**  
www.motogp.com






5010 m.

## IndianOil GRAND PRIX OF INDIA

## Practice Nr. 3

## Fastest Laps Sequence

<i>Practice Time</i>	 <i>Rider</i>	<i>Nation</i>	<i>Motorcycle</i>	<i>Time</i>	<i>Km/h</i>	<i>Rider's Lap</i>
<b>3'50.707</b>	24 <b>Marcos RAMIREZ</b>	SPA	KALEX	<b>1'53.543</b>	158.8	2
<b>3'53.280</b>	18 <b>Manuel GONZALEZ</b>	SPA	KALEX	<b>1'52.599</b>	160.1	2
<b>5'45.660</b>	18 <b>Manuel GONZALEZ</b>	SPA	KALEX	<b>1'52.380</b>	160.4	3
<b>6'24.301</b>	37 <b>Pedro ACOSTA</b>	SPA	KALEX	<b>1'52.062</b>	160.9	3
<b>10'08.297</b>	37 <b>Pedro ACOSTA</b>	SPA	KALEX	<b>1'51.725</b>	161.4	5
<b>35'38.785</b>	18 <b>Manuel GONZALEZ</b>	SPA	KALEX	<b>1'51.608</b>	161.6	13

These data/results cannot be reproduced, stored and/or transmitted in whole or in part by any manner of electronic, mechanical, photocopying, recording, broadcasting or otherwise now known or herein after developed without the previous express consent by the copyright owner, except for reproduction in daily press and regular printed publications on sale to the public within 60 days of the event related to those data/results and always provided that copyright symbol appears together as follows below.

© DORNA, 2023

Official MotoGP Timing by TISSOT  
www.motogp.com

Greater Noida, Saturday, September 23, 2023

