

4657 m.

GRAN PREMI MONSTER ENERGY DE CATALUNYA

Practice Nr. 3

Classification

10

	Rider	Nation	Team	Motorcycle	Time	Lap Total	Gap	Top Speed
1	96 Jake DIXON	GBR	Asterius GASGAS Aspar Team	KALEX	1'43.983	12 13		294.2
2	40 Aron CANET	SPA	Pons Wegow Los40	KALEX	1'44.373	10 12	0.390 0.390	289.5
3	79 Ai OGURA	JPN	IDEMITSU Honda Team Asia	KALEX	1'44.494	11 14	0.511 0.121	288.7
4	24 Marcos RAMIREZ	SPA	OnlyFans American Racing	KALEX	1'44.506	11 14	0.523 0.012	291.8
5	75 Albert ARENAS	SPA	Red Bull KTM Ajo	KALEX	1'44.560	9 13	0.577 0.054	295.0
6	13 Celestino VIETTI	ITA	Fantic Racing	KALEX	1'44.563	14 14	0.580 0.003	292.6
7	37 Pedro ACOSTA	SPA	Red Bull KTM Ajo	KALEX	1'44.565	10 13	0.582 0.002	294.2
8	54 Fermín ALDEGUER	SPA	Beta Tools SpeedUp	BOSCOSCURO	1'44.612	14 15	0.629 0.047	295.8
9	18 Manuel GONZALEZ	SPA	Correos Prepago Yamaha VR46 M	KALEX	1'44.613	10 14	0.630 0.001	294.2
10	21 Alonso LOPEZ	SPA	Beta Tools SpeedUp	BOSCOSCURO	1'44.617	14 14	0.634 0.004	291.1
11	22 Sam LOWES	GBR	Elf Marc VDS Racing Team	KALEX	1'44.628	10 14	0.645 0.011	291.8
12	52 Jeremy ALCOBA	SPA	QJMOTOR Gresini Moto2	KALEX	1'44.660	10 13	0.677 0.032	290.3
13	16 Joe ROBERTS	USA	Italtrans Racing Team	KALEX	1'44.664	10 14	0.681 0.004	288.7
14	84 Zonta VD GOORBERGH	NED	Fieten Olie Racing GP	KALEX	1'44.668	13 15	0.685 0.004	291.1
15	12 Filip SALAC	CZE	QJMOTOR Gresini Moto2	KALEX	1'44.697	10 13	0.714 0.029	291.8
16	11 Sergio GARCIA	SPA	Pons Wegow Los40	KALEX	1'44.777	13 13	0.794 0.080	291.8
17	35 Somkiat CHANTRA	THA	IDEMITSU Honda Team Asia	KALEX	1'44.927	11 14	0.944 0.150	292.6
18	7 Barry BALTUS	BEL	Fieten Olie Racing GP	KALEX	1'44.990	12 14	1.007 0.063	292.6
19	71 Dennis FOGGIA	ITA	Italtrans Racing Team	KALEX	1'45.116	13 13	1.133 0.126	290.3
20	64 Bo BENDSNEYDER	NED	Pertamina Mandalika SAG Team	KALEX	1'45.166	12 13	1.183 0.050	287.2
21	3 Lukas TULOVIC	GER	Liqui Moly Husqvarna Intact GP	KALEX	1'45.183	3 10	1.200 0.017	291.1
22	14 Tony ARBOLINO	ITA	Elf Marc VDS Racing Team	KALEX	1'45.183	10 13	1.200	294.2
23	33 Rory SKINNER	GBR	OnlyFans American Racing	KALEX	1'45.198	12 14	1.215 0.015	292.6
24	28 Izan GUEVARA	SPA	Asterius GASGAS Aspar Team	KALEX	1'45.232	12 12	1.249 0.034	291.8
25	72 Borja GOMEZ	SPA	Fantic Racing	KALEX	1'45.254	3 14	1.271 0.022	291.1
26	8 Senna AGIUS	AUS	Liqui Moly Husqvarna Intact GP	KALEX	1'45.313	10 13	1.330 0.059	291.8
27	73 Mattia RATO	ITA	Pertamina Mandalika SAG Team	KALEX	1'45.388	11 14	1.405 0.075	291.1
28	67 Alberto SURRA	ITA	Forward Team	FORWARD	1'45.621	6 13	1.638 0.233	290.3
29	55 Yeray RUIZ	SPA	Forward Team	FORWARD	1'46.496	9 11	2.513 0.875	288.7
30	5 Kohta NOZANE	JPN	Correos Prepago Yamaha VR46 M	KALEX	1'46.570	6 13	2.587 0.074	284.9

Practice condition: Dry

Air: 23°

Humidity: 73%

Ground: 27°

Fastest Lap:	Lap: 12	Jake DIXON	1'43.983	161.2 Km/h
Best Race Lap:	2021	Raul FERNANDEZ	1'43.757	161.5 Km/h
All Time Lap Record:	2021	Remy GARDNER	1'42.977	162.8 Km/h

The results are provisional until the end of the limit for protest and appeals.

Time limit for protest expires 30' after publication of the results - Time:

These data/results cannot be reproduced, stored and/or transmitted in whole or in part by any manner of electronic, mechanical, photocopying, recording, broadcasting or otherwise now known or herein after developed without the previous express consent by the copyright owner, except for reproduction in daily press and regular printed publications on sale to the public within 60 days of the event related to those data/results and always provided that copyright symbol appears together as follows below.

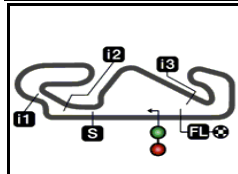
© DORNA, 2023

Official MotoGP Timing by TISSOT
www.motogp.com

Barcelona, Saturday, September 02, 2023

moto2™






4657 m.

GRAN PREMI MONSTER ENERGY DE CATALUNYA

Practice Nr. 3

Combined Practice Times

11

	Rider	Nation	Team	MOTORCYCLE	P1	P2	P3	Gap
1	96 J.DIXON	GBR	Asterius GASGAS Aspar Team	KALEX	1'45.235 14	1'45.478 16	1'43.983 12	
2	40 A.CANET	SPA	Pons Wegow Los40	KALEX	1'44.862 12	1'45.180 13	1'44.373 10	0.390 0.390
3	79 A.OGURA	JPN	IDEMITSU Honda Team Asia	KALEX	1'44.804 14	1'45.543 4	1'44.494 11	0.511 0.121
4	24 M.RAMIREZ	SPA	OnlyFans American Racing	KALEX	1'45.737 15	1'46.132 14	1'44.506 11	0.523 0.012
5	75 A.ARENAS	SPA	Red Bull KTM Ajo	KALEX	1'45.176 17	1'45.010 16	1'44.560 9	0.577 0.054
6	13 C.VIETTI	ITA	Fantic Racing	KALEX	1'45.649 16	1'45.484 17	1'44.563 14	0.580 0.003
7	37 P.ACOSTA	SPA	Red Bull KTM Ajo	KALEX	1'44.806 13	1'45.067 17	1'44.565 10	0.582 0.002
8	54 F.ALDEGUER	SPA	Beta Tools SpeedUp	BOSCOSCURO	1'45.503 13	1'45.496 7	1'44.612 14	0.629 0.047
9	18 M.GONZALEZ	SPA	Correos Prepago Yamaha VR46 Ma	KALEX	1'45.428 18	1'44.956 14	1'44.613 10	0.630 0.001
10	21 A.LOPEZ	SPA	Beta Tools SpeedUp	BOSCOSCURO	1'44.822 14	1'44.975 14	1'44.617 14	0.634 0.004
11	22 S.LOWES	GBR	Elf Marc VDS Racing Team	KALEX	1'45.160 13	1'45.107 12	1'44.628 10	0.645 0.011
12	52 J.ALCOBA	SPA	QJMOTOR Gresini Moto2	KALEX	1'45.574 13	1'46.222 9	1'44.660 10	0.677 0.032
13	16 J.ROBERTS	USA	Italtrans Racing Team	KALEX	1'44.961 14	1'46.737 12	1'44.664 10	0.681 0.004
14	84 Z.VD GOORBERG	NED	Fieten Olie Racing GP	KALEX	1'45.745 19	1'46.400 6	1'44.668 13	0.685 0.004
15	12 F.SALAC	CZE	QJMOTOR Gresini Moto2	KALEX	1'45.991 6	1'45.595 3	1'44.697 10	0.714 0.029
16	11 S.GARCIA	SPA	Pons Wegow Los40	KALEX	1'45.870 12	1'45.215 13	1'44.777 13	0.794 0.080
17	35 S.CHANTRA	THA	IDEMITSU Honda Team Asia	KALEX	1'45.472 14	1'45.848 4	1'44.927 11	0.944 0.150
18	7 B.BALTUS	BEL	Fieten Olie Racing GP	KALEX	1'45.618 12	1'45.670 11	1'44.990 12	1.007 0.063
19	71 D.FOGGIA	ITA	Italtrans Racing Team	KALEX	1'45.563 12	1'45.881 12	1'45.116 13	1.133 0.126
20	64 B.BENDSNEYDE	NED	Pertamina Mandalika SAG Team	KALEX	1'45.677 15	1'45.635 16	1'45.166 12	1.183 0.050
21	14 T.ARBOLINO	ITA	Elf Marc VDS Racing Team	KALEX	1'45.262 13	1'45.599 15	1'45.183 10	1.200 0.017
22	3 L.TULOVIC	GER	Liqui Moly Husqvarna Intact GP	KALEX	1'45.900 19	1'46.355 4	1'45.183 3	1.200
23	33 R.SKINNER	GBR	OnlyFans American Racing	KALEX	1'46.631 18	1'46.565 17	1'45.198 12	1.215 0.015
24	28 I.GUEVARA	SPA	Asterius GASGAS Aspar Team	KALEX	1'46.570 18	1'46.769 11	1'45.232 12	1.249 0.034
25	72 B.GOMEZ	SPA	Fantic Racing	KALEX	1'47.205 13	1'46.202 16	1'45.254 3	1.271 0.022
26	8 S.AGIUS	AUS	Liqui Moly Husqvarna Intact GP	KALEX	1'46.125 13	1'45.954 11	1'45.313 10	1.330 0.059
27	73 M.RATO	ITA	Pertamina Mandalika SAG Team	KALEX	1'47.022 16	1'47.084 14	1'45.388 11	1.405 0.075
28	67 A.SURRA	ITA	Forward Team	FORWARD	1'47.039 13	1'46.799 10	1'45.621 6	1.638 0.233
29	55 Y.RUIZ	SPA	Forward Team	FORWARD	1'46.822 11	1'47.137 2	1'46.496 9	2.513 0.875
30	5 K.NOZANE	JPN	Correos Prepago Yamaha VR46 Ma	KALEX	1'47.425 17	1'47.126 3	1'46.570 6	2.587 0.074

Pole Position Record:	2021	Remy GARDNER	1'42.977	162.8 Km/h
Best Race Lap:	2021	Raul FERNANDEZ	1'43.757	161.5 Km/h
All Time Lap Record:	2021	Remy GARDNER	1'42.977	162.8 Km/h

The results are provisional until the end of the limit for protest and appeals.

Time limit for protest expires 60' after publication of the results - Time:

These data/results cannot be reproduced, stored and/or transmitted in whole or in part by any manner of electronic, mechanical, photocopying, recording, broadcasting or otherwise now known or herein after developed without the previous express consent by the copyright owner, except for reproduction in daily press and regular printed publications on sale to the public within 60 days of the event related to those data/results and always provided that copyright symbol appears together as follows below.

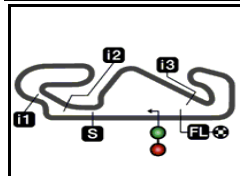
© DORNA, 2023

Official MotoGP Timing by TISSOT
www.motogp.com

Barcelona, Saturday, September 02, 2023







4657 m.

GRAN PREMI MONSTER ENERGY DE CATALUNYA

Practice Nr. 3

Top Speed & Average

12



Rider	Nation	Motorcycle	Top 5 speeds					Average	Top
54 Fermín ALDEGUER	SPA	BOSCOSCURO	295.8	294.2	294.2	294.2	292.6	293.9	295.8
75 Albert ARENAS	SPA	KALEX	295.0	293.4	293.4	292.6	292.6	293.4	295.0
14 Tony ARBOLINO	ITA	KALEX	294.2	294.2	293.4	292.6	292.6	293.3	294.2
18 Manuel GONZALEZ	SPA	KALEX	294.2	294.2	292.6	292.6	292.6	293.1	294.2
37 Pedro ACOSTA	SPA	KALEX	294.2	293.4	293.4	293.4	292.6	293.3	294.2
96 Jake DIXON	GBR	KALEX	294.2	293.4	290.3	290.3	290.3	291.7	294.2
7 Barry BALTUS	BEL	KALEX	292.6	291.8	290.3	290.3	289.5	290.7	292.6
13 Celestino VIETTI	ITA	KALEX	292.6	291.8	291.8	291.8	291.8	292.0	292.6
33 Rory SKINNER	GBR	KALEX	292.6	291.1	289.5	289.5	288.7	289.7	292.6
35 Somkiat CHANTRA	THA	KALEX	292.6	291.1	291.1	289.5	289.5	290.6	292.6
8 Senna AGIUS	AUS	KALEX	291.8	291.8	291.8	291.8	291.1	291.7	291.8
11 Sergio GARCIA	SPA	KALEX	291.8	291.1	290.3	290.3	290.3	290.7	291.8
12 Filip SALAC	CZE	KALEX	291.8	291.1	291.1	291.1	290.3	291.1	291.8
22 Sam LOWES	GBR	KALEX	291.8	291.1	291.1	290.3	289.5	290.8	291.8
24 Marcos RAMIREZ	SPA	KALEX	291.8	291.8	291.1	291.1	290.3	291.2	291.8
28 Izan GUEVARA	SPA	KALEX	291.8	291.8	291.1	290.3	290.3	291.1	291.8
3 Lukas TULOVIC	GER	KALEX	291.1	289.5	288.7	288.0	288.0	288.8	291.1
21 Alonso LOPEZ	SPA	BOSCOSCURO	291.1	289.5	289.5	289.5	288.7	289.4	291.1
72 Borja GOMEZ	SPA	KALEX	291.1	291.1	290.3	289.5	289.5	290.2	291.1
73 Mattia RATO	ITA	KALEX	291.1	291.1	291.1	289.5	288.0	289.8	291.1
84 Zonta VD GOORBERGH	NED	KALEX	291.1	291.1	291.1	291.1	290.3	290.8	291.1
52 Jeremy ALCOBA	SPA	KALEX	290.3	289.5	289.5	288.7	288.7	289.2	290.3
67 Alberto SURRA	ITA	FORWARD	290.3	289.5	289.5	288.7	288.7	289.1	290.3
71 Dennis FOGGIA	ITA	KALEX	290.3	289.5	288.7	288.0	288.0	288.9	290.3
40 Aron CANET	SPA	KALEX	289.5	289.5	288.0	288.0	287.2	288.2	289.5
16 Joe ROBERTS	USA	KALEX	288.7	288.7	288.0	288.0	288.0	288.2	288.7
55 Yeray RUIZ	SPA	FORWARD	288.7	288.7	288.7	288.7	288.7	288.7	288.7
79 Ai OGURA	JPN	KALEX	288.7	288.7	288.0	288.0	288.0	288.3	288.7
64 Bo BENDSNEYDER	NED	KALEX	287.2	287.2	286.4	286.4	286.4	286.7	287.2
5 Kohta NOZANE	JPN	KALEX	284.9	284.9	284.9	284.9	284.9	284.9	284.9

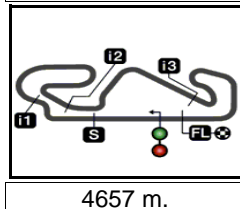
These data/results cannot be reproduced, stored and/or transmitted in whole or in part by any manner of electronic, mechanical, photocopying, recording, broadcasting or otherwise now known or herein after developed without the previous express consent by the copyright owner, except for reproduction in daily press and regular printed publications on sale to the public within 60 days of the event related to those data/results and always provided that copyright symbol appears together as follows below.

© DORNA, 2023

Official MotoGP Timing by TISSOT
www.motogp.com



Barcelona, Saturday, September 02, 2023



4657 m.

GRAN PREMI MONSTER ENERGY DE CATALUNYA

Practice Nr. 3

Chronological Analysis of Performances

13

* Lap / Sector time cancelled

T1 Time from finish line to 1st intermediate

T3 Time from 2nd intermed. to 3rd intermed.

P Crossing the finish line in pit lane

T2 Time from 1st intermed. to 2nd intermed.

T4 Time from 3rd intermediate to finish line

Lap	Lap Time	T1	T2	T3	T4	Speed	Lap	Lap Time	T1	T2	T3	T4	Speed	
1st	96	Jake DIXON Asterius GASGAS As GBR						14	1'44.748	18.384	32.790	21.831	31.743	288.7
		Runs=2	Total laps=13	Full laps=10	Valid laps=8									
1	2'50.242	27.950	34.616	23.003	32.725	108.1	4th	24	Marcos RAMIREZ OnlyFans American R SPA					
2	1'45.038	18.661	32.900	21.677	31.800	289.5			Runs=2	Total laps=14	Full laps=11	Valid laps=10		
3	1'46.118 *	18.45*	33.634	21.973	32.054	293.4	1	1'54.240	22.294	35.648	22.509	32.742	187.5	
4	1'45.066	18.531	32.810	21.786	31.939	288.7	2	1'45.510	18.691	32.962	21.832	32.025	289.5	
5	1'45.576	18.639	33.079	21.867	31.991	286.4	3	1'44.961	18.611	32.865	21.779	31.706	290.3	
6	1'50.497 *	19.89*	36.045	22.371	32.188	281.9	4	1'44.737	18.363	32.746	21.800	31.828	288.7	
7	1'44.976	18.475	32.969	21.695	31.837	290.3	5	1'47.630 *	18.62*	34.570	22.328	32.106	291.8	
8	1'44.971	18.426	33.018	21.685	31.842	289.5	6	1'45.083	18.505	32.937	21.683	31.958	288.0	
9	1'59.189 P	19.081	34.755	23.088	42.265	289.5	7	1'44.807	18.415	32.863	21.743	31.786	288.0	
10	7'43.160	18.923	34.639	21.947	31.904	184.3	8	2'00.966 P	18.96*	35.314	22.665	44.018	288.7	
11	1'44.503	18.428	32.547	21.530	31.998	290.3	9	7'49.690	20.512	36.192	23.008	33.027	185.8	
12	1'43.983	18.276	32.582	21.491	31.634	294.2	10	1'45.327	18.770	32.780	21.716	32.061	288.7	
13	1'50.759	18.413	36.326	23.368	32.652	290.3	11	1'44.506	18.562	32.640	21.617	31.687	291.1	
							12	1'45.071	18.540	32.847	21.722	31.962	291.1	
2nd	40	Aron CANET Pons Wegow Los40 SPA						13	1'44.736	18.436	32.763	21.747	31.790	289.5
		Runs=3	Total laps=12	Full laps=7	Valid laps=7		14	1'51.523	18.426	34.528	25.240	33.329	291.8	
1	2'46.208	22.893	33.704	23.637	32.641	123.8	5th	75	Albert ARENAS Red Bull KTM Ajo SPA					
2	1'46.016	18.686	33.163	22.010	32.157	286.4			Runs=2	Total laps=13	Full laps=10	Valid laps=10		
3	1'45.585	18.483	32.998	21.903	32.201	287.2	1	2'34.889	22.886	34.762	22.479	33.058	161.1	
4	1'50.020	18.584	33.095	22.131	36.210	288.0	2	1'46.497	18.682	33.410	21.939	32.466	291.1	
5	1'59.379 P	18.563	33.070	22.270	45.476	289.5	3	1'45.889	18.602	33.071	21.933	32.283	292.6	
6	4'53.054	19.583	33.441	22.150	32.037	162.4	4	1'45.586	18.452	33.119	21.865	32.150	295.0	
7	1'45.574	18.545	33.031	21.969	32.029	286.4	5	1'45.786	18.514	33.160	21.810	32.302	291.8	
8	1'56.167 P	18.545	33.001	21.999	42.622	286.4	6	1'45.499	18.530	33.094	21.788	32.087	290.3	
9	6'04.809 *	19.980	37.241	25.520	36.463*	159.2	7	1'58.959 P	18.718	35.236	22.696	42.309	290.3	
10	1'44.373	18.480	32.629	21.650	31.614	288.0	8	8'29.326	27.774	33.799	21.927	32.114	104.2	
11	1'44.650	18.389	32.728	21.764	31.769	289.5	9	1'44.560	18.498	32.723	21.654	31.685	291.1	
12	1'45.052	18.382	32.960	21.848	31.862	287.2	10	1'44.703	18.321	32.813	21.588	31.981	293.4	
							11	1'50.982	18.387	33.025	24.586	34.984	292.6	
3rd	79	Ai OGURA IDEMITSU Honda Tea JPN						12	1'44.714	18.358	32.875	21.609	31.872	293.4
		Runs=2	Total laps=14	Full laps=11	Valid laps=10		13	1'45.329	18.360	32.920	21.680	32.369	289.5	
1	2'30.256	24.270	35.048	22.614	32.696	154.0	6th	13	Celestino VIETTI Fantic Racing ITA					
2	1'46.311	18.971	33.142	21.986	32.212	286.4			Runs=2	Total laps=14	Full laps=11	Valid laps=9		
3	1'45.158	18.534	32.953	21.803	31.868	286.4	1	2'00.167	22.517	36.042	23.554	33.293	150.2	
4	1'45.413	18.507	33.039	21.938	31.929	288.0	2	1'46.170	18.562	33.330	22.009	32.269	291.8	
5	1'46.202	18.508	33.422	22.088	32.184	288.0	3	1'45.564	18.455	33.102	21.908	32.099	291.1	
6	1'45.225	18.476	33.080	21.792	31.877	287.2	4	1'45.294	18.434	33.038	21.840	31.982	290.3	
7	1'45.412 *	18.456	33.054	21.819	32.083*	287.2	5	1'45.792 *	18.402	33.112	22.090*	32.188	291.1	
8	1'57.736 P	18.725	33.347	22.872	42.792	284.9	6	1'45.554	18.534	33.013	21.923	32.084	290.3	
9	7'11.329 *	22.701	37.190	22.692	32.363*	161.4	7	1'45.779	18.439	33.173	21.934	32.233	291.1	
10	1'44.883	18.690	32.838	21.693	31.662	285.7	8	2'07.104 P	20.00*	40.127	23.677	43.293	286.4	
11	1'44.494	18.416	32.682	21.658	31.738	287.2	9	7'35.766	20.803	36.053	23.036	32.960	192.8	
12	1'44.496	18.446	32.686	21.648	31.716	288.7								
13	1'44.734	18.401	32.746	21.786	31.801	288.0								

Fastest Lap: Jake DIXON

Asterius GASGAS As GBR

1'43.983

18.276

32.582

21.491

31.634

These data/results cannot be reproduced, stored and/or transmitted in whole or in part by any manner of electronic, mechanical, photocopying, recording, broadcasting or otherwise now known or herein after developed without the previous express consent by the copyright owner, except for reproduction in daily press and regular printed publications on sale to the public within 60 days of the event related to those data/results and always provided that copyright symbol appears together as follows below.

© DORNA, 2023

Practice Nr. 3

Moto2

Lap	Lap Time	T1	T2	T3	T4	Speed	Lap	Lap Time	T1	T2	T3	T4	Speed						
10	1'45.347	18.633	32.977	21.740	31.997	290.3	10th 21	Alonso LOPEZ	Beta Tools SpeedUp		SPA								
11	1'44.808	18.394	32.834	21.700	31.880	291.8			Runs=2	Total laps=14	Full laps=11		Valid laps=8						
12	1'44.753	18.434	32.814	21.695	31.810	292.6			1	1'49.957	18.564	33.677	22.279	32.291	201.8				
13	1'44.809 *	18.424	32.849	21.624	31.912*	291.8			2	1'45.771	18.819	33.026	21.819	32.107	288.0				
14	1'44.563	18.352	32.775	21.669	31.767	291.8			3	1'45.572	18.625	32.931	21.857	32.159	289.5				
7th 37									Pedro ACOSTA							Red Bull KTM Ajo		SPA	
Runs=2									Total laps=13							Full laps=10		Valid laps=10	
1	2'57.460	28.007	35.344	21.930	32.350	103.5			4	1'45.327	18.469	32.995	21.940	31.923	289.5				
2	1'45.814	18.930	33.079	21.680	32.125	291.8			5	1'48.794 *	20.61*	34.351	21.873	31.958	288.7				
3	1'44.843	18.240	32.836	21.762	32.005	293.4			6	1'45.076	18.534	32.897	21.787	31.858	289.5				
4	1'44.806	18.239	32.869	21.660	32.038	293.4			7	1'45.228	18.529	32.857	21.857	31.985	288.7				
5	1'44.685	18.290	32.781	21.751	31.863	292.6			8	1'53.034 *	19.64*	36.928	22.446	34.020	286.4				
6	1'44.585	18.254	32.917	21.543	31.871	292.6			9	1'45.112	18.498	32.920	21.790	31.904	291.1				
7	1'59.612 P	18.16*	36.723	22.690*	42.038	290.3			10	2'05.519 P	19.32*	36.958	23.831	45.402	288.0				
8	7'32.977 *	18.867	35.286	22.320*	32.375	196.0	11	6'42.548	20.225	39.868	22.247	32.661	183.0						
9	1'44.971	18.356	32.829	21.810	31.976	289.5	12	1'45.695 *	18.39*	33.821	21.705	31.771	288.0						
10	1'44.565	18.275	32.815	21.621	31.854	290.3	13	1'46.443	18.400	33.293	21.640	33.110	288.0						
11	1'49.431	18.371	36.468	22.227	32.365	290.3	14	1'44.617	18.450	32.803	21.647	31.717	288.7						
12	1'44.645	18.205	32.923	21.632	31.885	294.2	11th 22							Elf Marc VDS Racing		GBR			
13	1'44.634	18.266	32.890	21.622	31.856	293.4	Runs=2							Total laps=14		Full laps=11		Valid laps=8	
8th 54							Fermín ALDEGUER							Beta Tools SpeedUp		SPA			
Runs=2							Total laps=15							Full laps=12		Valid laps=9			
1	2'04.048	18.971	34.180	22.519	32.532	203.7	1	2'36.980	23.056	34.417	25.442	33.028	157.4						
2	1'46.598 *	18.62*	33.557	22.168	32.245	294.2	2	1'47.517	18.716	33.155	23.123	32.523	290.3						
3	1'45.408	18.644	33.006	21.776	31.982	294.2	3	1'45.771	18.633	33.147	21.970	32.021	291.1						
4	1'45.538 *	18.486	33.213	21.801	32.038*	295.8	4	1'45.434	18.644	32.978	21.894	31.918	291.1						
5	1'45.300	18.570	33.004	21.764	31.962	294.2	5	1'45.257	18.531	32.978	21.781	31.967	291.8						
6	1'45.053	18.520	32.929	21.712	31.892	292.6	6	2'01.430 P	19.73*	35.517	22.583	43.600	284.9						
7	1'47.579	18.854	34.420	22.085	32.220	291.8	7	6'35.867 *	20.516	34.154	22.332*	33.550	174.7						
8	1'45.146	18.500	32.967	21.705	31.974	291.8	8	1'45.228	18.650	32.971	21.800	31.807	286.4						
9	1'44.747	18.389	32.898	21.667	31.793	291.1	9	1'44.785	18.527	32.770	21.665	31.823	288.0						
10	1'44.953	18.473	32.841	21.738	31.901	290.3	10	1'44.628	18.490	32.711	21.717	31.710	288.0						
11	1'54.191 P	18.449	32.839	21.703	41.200	290.3	11	1'44.609 *	18.387	32.772	21.697*	31.753	289.5						
12	5'41.402	22.908	35.715	22.677	32.581	136.5	12	1'44.487 *	18.416	32.660	21.643	31.768*	288.7						
13	1'45.404	18.657	32.890	21.672	32.185	289.5	13	1'49.504	19.315	35.319	22.651	32.219	281.2						
14	1'44.612	18.393	32.766	21.639	31.814	291.8	14	1'45.305 *	18.549	32.913	21.804*	32.039*	288.0						
15	1'44.679 *	18.394	32.802	21.646	31.837*	292.6	12th 52							QJMOTOR Gresini M		SPA			
Runs=2							Total laps=13							Full laps=10		Valid laps=7			
1	2'18.494	19.368	34.523	22.551	32.543	201.1	1	2'18.494	19.368	34.523	22.551	32.543	201.1						
2	1'46.421 *	18.699	33.225	22.105	32.392*	288.7	2	1'46.421 *	18.699	33.225	22.105	32.392*	288.7						
3	1'45.732	18.584	32.992	21.938	32.218	289.5	3	1'45.732	18.584	32.992	21.938	32.218	289.5						
4	1'46.002	18.643	33.173	21.931	32.255	288.7	4	1'46.002	18.643	33.173	21.931	32.255	288.7						
5	1'46.243	18.705	33.155	22.044	32.339	288.0	5	1'46.243	18.705	33.155	22.044	32.339	288.0						
6	1'46.272	18.719	33.220	21.964	32.369	287.2	6	1'46.272	18.719	33.220	21.964	32.369	287.2						
7	2'01.052 P	19.70*	36.827	22.482	42.034	284.9	7	2'01.052 P	19.70*	36.827	22.482	42.034	284.9						
8	8'05.281 *	18.888	35.140	22.292*	32.290	200.0	8	8'05.281 *	18.888	35.140	22.292*	32.290	200.0						
9	1'45.214	18.698	32.797	21.754	31.965	287.2	9	1'45.214	18.698	32.797	21.754	31.965	287.2						
10	1'44.660	18.489	32.755	21.618	31.798	289.5	10	1'44.660	18.489	32.755	21.618	31.798	289.5						
11	1'45.075 *	18.474	32.764	21.747*	32.090	288.7	11	1'45.075 *	18.474	32.764	21.747*	32.090	288.7						
12	1'49.479 *	19.94*	35.478	21.781	32.279*	284.9	12	1'49.479 *	19.94*	35.478	21.781	32.279*	284.9						
13	1'45.972	18.499	33.003	21.694	32.776	290.3	13	1'45.972	18.499	33.003	21.694	32.776	290.3						
9th 18							Manuel GONZALEZ							Correos Prepago Yam		SPA			
Runs=2							Total laps=14							Full laps=11		Valid laps=10			
1	2'15.031	20.010	34.197	22.422	32.428	183.6	13th 16							Italtrans Racing Team		USA			
2	1'45.505	18.438	33.111	21.894	32.062	292.6	Runs=2							Total laps=14		Full laps=11		Valid laps=10	
3	1'45.087	18.326	32.973	21.854	31.934	291.8	1	2'17.133	20.619	34.542	22.556	32.590	184.9						
4	1'53.293	18.447	33.803	25.186	35.857	291.8	2	1'49.890 *	20.24*	35.139	22.198	32.312	286.4						
5	1'48.004	18.472	32.944	23.134	33.454	294.2	3	1'45.852	18.759	33.061	22.000	32.032	288.0						
6	1'45.105	18.444	32.920	21.783	31.958	291.1	4	1'45.431	18.593	33.075	21.893	31.870	288.7						
7	1'57.536 P	18.90*	34.295	22.312	42.024	292.6													
8	7'07.794	18.582	35.406	22.646	40.554	200.0													
9	1'46.458	18.595	32.834	21.792	33.237	287.2													
10	1'44.613	18.373	32.660	21.742	31.838	290.3													
11	1'48.996	18.330	32.758	21.738	36.170	290.3													
12	1'44.834	18.285	32.763	21.750	32.036	292.6													
13	1'49.787 *	18.389	32.921	21.854*	36.623	292.6													
14	1'45.698	18.387	32.877	21.912	32.522	294.2													

Fastest Lap: Jake DIXON Asterius GASGAS As GBR **1'43.983** 18.276 32.582 21.491 31.634

These data/results cannot be reproduced, stored and/or transmitted in whole or in part by any manner of electronic, mechanical, photocopying, recording, broadcasting or otherwise now known or herein after developed without the previous express consent by the copyright owner, except for reproduction in daily press and regular printed publications on sale to the public within 60 days of the event related to those data/results and always provided that copyright symbol appears together as follows below.
© DORNA, 2023

Practice Nr. 3

Moto2

Lap	Lap Time	T1	T2	T3	T4	Speed	Lap	Lap Time	T1	T2	T3	T4	Speed
5	1'46.677	18.719	33.088	22.420	32.450	288.0	10	1'44.904	18.520	32.871	21.709	31.804	287.2
6	1'45.719	18.627	33.099	21.920	32.073	287.2	11	1'50.103	18.392	33.153	24.693	33.865	288.7
7	2'02.782 P	18.616	35.251	24.841	44.074	287.2	12	1'44.826	18.425	32.863	21.664	31.874	287.2
8	7'07.709	22.694	34.378	22.260	35.798	133.0	13	1'44.777	18.356	32.807	21.773	31.841	290.3
9	1'45.480	18.772	33.051	21.878	31.779	284.9							
10	1'44.664	18.448	32.745	21.733	31.738	288.0							
11	1'44.668	18.447	32.776	21.728	31.717	288.0							
12	1'47.304	18.565	33.102	23.246	32.391	288.0							
13	1'45.581	18.535	32.974	21.937	32.135	288.7							
14	1'45.542	18.575	33.023	21.982	31.962	287.2							

14th 84 Zonta VD GOORBE Fieten Olie Racing GP NED

Runs=2 Total laps=15 Full laps=12 Valid laps=8

1	1'52.579	20.372	35.021	22.526	32.565	187.1
2	1'46.067	18.638	33.103	22.056	32.270	291.1
3	1'45.329	18.588	33.027	21.800	31.914	290.3
4	1'45.313 *	18.445	32.871	22.059	31.938 *	290.3
5	1'45.350	18.449	33.046	21.960	31.895	290.3
6	1'47.082 *	19.01 *	34.001	22.032	32.030	288.0
7	1'45.030	18.452	32.927	21.657	31.994	289.5
8	1'51.403 *	19.52 *	35.529	22.645	33.701	289.5
9	1'58.682 P	18.80 *	34.282	22.432	43.165	288.7
10	5'37.113	25.122	33.649	22.266	32.338	128.1
11	1'45.078	18.533	32.837	21.770	31.938	291.1
12	1'47.726	18.596	32.872	22.029	34.229	289.5
13	1'44.668	18.489	32.810	21.655	31.714	291.1
14	1'46.886	18.386	32.862	21.798	33.840	289.5
15	1'44.983 *	18.501	32.880	21.627	31.975 *	291.1

15th 12 Filip SALAC QJMOTOR Gresini M CZE

Runs=2 Total laps=13 Full laps=10 Valid laps=8

1	2'30.791	20.259	36.242	24.425	34.968	182.1
2	1'49.420 *	18.96 *	35.186	22.243 *	33.029 *	289.5
3	1'46.917	18.768	33.581	21.968	32.600	288.7
4	1'46.166	18.692	33.341	21.872	32.261	288.7
5	1'46.070	18.647	33.247	21.899	32.277	291.1
6	1'45.433	18.450	33.082	21.770	32.131	291.1
7	2'00.025 P	18.476	34.218	23.576	43.755	291.8
8	7'50.294 *	19.700	34.306	22.371 *	32.362	181.2
9	1'45.131	18.559	32.788	21.810	31.974	287.2
10	1'44.697	18.419	32.748	21.623	31.907	289.5
11	1'49.028	18.403	32.897	21.746	35.982	289.5
12	1'45.312	18.443	32.978	21.727	32.164	291.1
13	1'47.253 *	18.418	32.918	22.066	33.851 *	290.3

16th 11 Sergio GARCIA Pons Wegow Los40 SPA

Runs=2 Total laps=13 Full laps=10 Valid laps=8

1	2'31.209	27.303	34.328	22.463	32.639	91.7
2	1'50.740 *	19.124	33.220	22.075	36.321 *	288.0
3	1'45.698	18.604	33.133	21.848	32.113	291.8
4	1'46.316 *	18.43 *	33.522	21.996	32.368	290.3
5	1'45.685	18.586	33.042	21.842	32.215	290.3
6	1'45.331	18.464	33.000	21.833	32.034	291.1
7	1'59.542 P	18.506	33.812	23.523	43.701	290.3
8	8'28.429	27.646	35.693	22.129	34.789	101.1
9	1'47.827	18.682	33.071	21.794	34.280	288.0

17th 35 Somkiat CHANTRA IDEMITSU Honda Tea THA

Runs=2 Total laps=14 Full laps=11 Valid laps=8

1	2'47.886	25.345	34.380	22.391	32.188	114.4
2	1'45.750	18.615	33.117	22.065	31.953	289.5
3	1'45.113	18.395	32.867	21.976	31.875	291.1
4	1'45.363	18.327	33.076	21.967	31.993	292.6
5	1'46.237 *	18.443	33.268	22.045	32.481 *	288.0
6	1'53.129 *	19.79 *	37.170	23.692	32.468	286.4
7	1'45.886	18.612	33.161	21.933	32.180	291.1
8	1'56.539 P	18.425	33.104	21.901	43.109	286.4
9	6'54.955	18.899	34.867	22.432	32.324	193.8
10	1'45.130	18.520	32.927	21.816	31.867	287.2
11	1'44.927	18.465	32.798	21.746	31.918	289.5
12	1'45.138	18.508	32.947	21.720	31.963	289.5
13	1'45.474 *	18.390	32.924	21.756	32.404 *	288.7
14	1'45.433	18.495	33.080	21.834	32.024	288.0

18th 7 Barry BALTUS Fieten Olie Racing GP BEL

Runs=2 Total laps=14 Full laps=11 Valid laps=10

1	2'04.369	19.280	34.085	22.349	32.467	198.8
2	1'46.653	18.802	33.265	22.091	32.495	290.3
3	1'45.669	18.541	33.137	21.954	32.037	291.8
4	1'45.911	18.471	33.146	21.856	32.438	290.3
5	1'45.787	18.425	33.130	22.034	32.198	292.6
6	1'46.199	18.598	33.196	22.107	32.298	288.7
7	1'56.591 P	18.45*	33.580	22.836 *	41.725	285.7
8	7'26.723	17.454	34.748	22.585	41.704	205.7
9	1'45.058	18.533	32.652	21.753	32.120	287.2
10	1'45.807	18.522	33.070	21.861	32.354	286.4
11	1'47.918	18.354	32.614	21.693	35.257	289.5
12	1'44.990	18.487	32.726	21.793	31.984	289.5
13	1'47.988 *	18.528	33.572	21.921 *	33.967 *	287.2
14	1'45.346	18.584	32.873	21.916	31.973	286.4

19th 71 Dennis FOGGIA Italtrans Racing Team ITA

Runs=2 Total laps=13 Full laps=10 Valid laps=10

1	2'04.770	19.326	34.337	22.440	32.608	201.8
2	1'46.768	18.784	33.179	21.980	32.825	287.2
3	1'45.519	18.654	32.907	21.831	32.127	285.7
4	1'45.807	18.540	33.013	21.818	32.436	288.7
5	1'46.294	18.685	33.200	22.065	32.344	287.2
6	1'45.845	18.582	33.137	21.914	32.212	285.7
7	1'58.733 P	18.89*	35.292	22.158	42.391	286.4
8	8'22.809 *	18.089	34.762	22.338 *	32.396	206.1
9	1'45.418	18.616	33.096	21.727	31.979	288.0
10	1'45.332	18.478	33.026	21.793	32.035	290.3
11	1'45.130	18.473	32.899	21.779	31.979	287.2
12	1'45.121	18.376	32.931	21.807	32.007	289.5
13	1'45.116	18.506	32.962	21.704	31.944	288.0

Fastest Lap: Jake DIXON Asterius GASGAS As GBR **1'43.983** 18.276 32.582 21.491 31.634

These data/results cannot be reproduced, stored and/or transmitted in whole or in part by any manner of electronic, mechanical, photocopying, recording, broadcasting or otherwise now known or herein after developed without the previous express consent by the copyright owner, except for reproduction in daily press and regular printed publications on sale to the public within 60 days of the event related to those data/results and always provided that copyright symbol appears together as follows below.
© DORNA, 2023

Practice Nr. 3

Moto2

Lap	Lap Time	T1	T2	T3	T4	Speed	Lap	Lap Time	T1	T2	T3	T4	Speed	
20th	64	Bo BENDSNEYDER Pertamina Mandalika NED					10	1'45.479	18.501	32.924	21.896	32.158		287.2
		Runs=2	Total laps=13	Full laps=10	Valid laps=9	11	1'45.473	18.540	32.949	21.889	32.095		288.7	
1	2'31.817	21.640	34.382	22.413	32.557	151.4	12	1'45.198	18.387	32.966	21.744	32.101	288.7	
2	1'46.413	18.919	33.200	21.945	32.349	287.2	13	1'45.816	18.621	33.043	21.949	32.203	288.7	
3	1'46.004	18.669	33.127	22.010	32.198	286.4	14	1'46.174 *	18.760	33.088	22.116*	32.210	288.0	
4	1'45.919	18.633	33.117	21.967	32.202	286.4	24th 28 Izan GUEVARA Asterius GASGAS As SPA							
5	2'03.987 P	19.95*	38.026	22.134	43.876	285.7	Runs=3	Total laps=12	Full laps=7	Valid laps=7				
6	7'28.973	20.387	33.726	22.004	32.382	161.1	1	2'10.340	19.844	34.975	22.821	33.096	197.0	
7	1'45.508	18.715	32.858	21.879	32.056	282.7	2	1'47.670	19.213	33.619	22.200	32.638	290.3	
8	1'45.378	18.649	32.787	21.846	32.096	284.2	3	1'46.214	18.623	33.146	22.058	32.387	291.8	
9	1'45.216	18.567	32.834	21.810	32.005	283.4	4	1'45.867	18.536	33.122	21.935	32.274	291.1	
10	2'06.745 *	19.37*	44.821	27.737	34.811	283.4	5	1'46.179	18.544	33.205	21.899	32.531	291.8	
11	1'45.844	18.714	32.995	22.030	32.105	287.2	6	1'57.041 P	18.655	33.214	21.978	43.194	290.3	
12	1'45.166	18.597	32.828	21.797	31.944	286.4	7	7'38.108	19.479	34.988	22.244	32.638	173.9	
13	1'45.250	18.578	32.852	21.788	32.032	284.9	8	1'46.284	18.643	33.131	21.974	32.536	287.2	
21st 3 Lukas TULOVIC Liqui Moly Husqvarna GER							9	1'47.557	18.555	33.785	22.284	32.933	288.7	
Runs=2	Total laps=10	Full laps=7	Valid laps=5					10	1'57.294 P	18.728	33.440	22.106	43.020	289.5
1	1'51.717	19.701	34.064	22.293	32.172	197.0	11	4'15.118 *	20.157	35.028	22.258*	32.595	175.3	
2	1'45.319 *	18.500	32.942	21.961*	31.916	288.0	12	1'45.232	18.520	32.971	21.691	32.050	287.2	
3	1'45.183	18.450	32.932	21.965	31.836	288.7	25th 72 Borja GOMEZ Fantic Racing SPA							
4	1'45.312	18.405	32.965	21.985	31.957	289.5	Runs=2	Total laps=14	Full laps=11	Valid laps=11				
5	2'02.041 P	20.04*	34.955	22.606	44.434	288.0	1	2'00.398	20.950	35.512	24.087	35.868	192.8	
6	14'23.928	22.034	35.373	22.658	32.199	149.7	2	1'46.432	19.006	33.220	22.037	32.169	291.1	
7	1'48.585	18.643	33.108	22.594	34.240	288.0	3	1'45.254	18.496	32.916	21.831	32.011	291.1	
8	1'47.259 *	18.580	33.117	22.573	32.989*	291.1	4	1'45.700	18.557	32.978	21.977	32.188	289.5	
9	1'46.579	18.653	33.454	22.184	32.288	286.4	5	1'45.705	18.516	32.989	21.999	32.201	289.5	
10	1'46.572	18.660	33.409	22.172	32.331	288.0	6	1'45.602	18.505	33.027	21.938	32.132	290.3	
22nd 14 Tony ARBOLINO Elf Marc VDS Racing ITA							7	1'45.779	18.518	33.228	21.861	32.172	288.7	
Runs=2	Total laps=13	Full laps=10	Valid laps=7					8	2'03.766 P	19.77*	36.759	22.660	44.570	288.7
1	2'49.176	25.115	34.418	22.518	32.602	130.7	9	7'34.683	22.397	37.141	22.672	32.398	152.5	
2	1'46.027	18.688	33.120	21.967	32.252	293.4	10	1'45.302	18.590	32.977	21.778	31.957	288.0	
3	1'46.745 *	18.70*	33.903	22.005	32.136	294.2	11	1'45.323	18.501	32.899	21.840	32.083	288.0	
4	1'45.347	18.457	32.945	21.824	32.121	294.2	12	1'49.106	18.575	32.974	21.933	35.624	287.2	
5	1'45.470	18.455	33.023	21.879	32.113	292.6	13	1'46.187	18.626	33.085	21.905	32.571	286.4	
6	1'51.469 *	20.23*	36.577	22.171	32.485	292.6	14	1'53.240	18.685	36.538	23.632	34.385	289.5	
7	1'56.328 P	18.775	33.316	22.131	42.106	292.6	26th 8 Senna AGIUS Liqui Moly Husqvarna AUS							
8	8'14.268	29.508	33.944	22.034	32.253	101.5	Runs=2	Total laps=13	Full laps=10	Valid laps=10				
9	1'45.600	18.673	33.030	21.727	32.170	291.8	1	2'14.313	21.226	34.827	22.515	32.767	160.2	
10	1'45.183	18.521	32.926	21.739	31.997	291.8	2	1'47.013	18.975	33.701	21.984	32.353	289.5	
11	1'50.876 *	19.41*	35.227	23.269	32.967	289.5	3	1'46.694	18.693	33.405	22.096	32.500	291.8	
12	1'45.725	18.553	33.086	21.856	32.230	289.5	4	1'46.478	18.682	33.451	21.935	32.410	291.1	
13	1'46.460	18.511	32.991	21.807	33.151	291.8	5	1'46.719	18.717	33.382	22.225	32.395	290.3	
23rd 33 Rory SKINNER OnlyFans American R GBR							6	1'50.099	18.738	35.943	22.262	33.156	289.5	
Runs=2	Total laps=14	Full laps=11	Valid laps=9					7	1'57.308 P	18.692	33.569	22.645	42.402	290.3
1	2'01.733	19.867	35.619	23.401	33.408	197.8	8	9'05.103	20.214	35.966	22.802	32.745	201.1	
2	1'49.775 *	20.03*	34.285	22.349	33.105	289.5	9	1'45.640	18.709	33.067	21.872	31.992	291.8	
3	1'46.656	18.856	33.390	22.021	32.389	292.6	10	1'45.313	18.629	32.900	21.813	31.971	291.8	
4	1'47.242	19.060	33.517	22.162	32.503	291.1	11	1'45.388	18.541	32.930	21.844	32.073	291.8	
5	1'46.082	18.574	33.183	22.066	32.259	288.0	12	1'45.667	18.496	33.093	21.930	32.148	289.5	
6	1'46.032	18.677	33.101	22.024	32.230	288.7	13	1'45.479	18.415	33.005	21.943	32.116	290.3	
7	1'58.061 P	19.27*	34.234	22.321	42.233	289.5	Fastest Lap: Jake DIXON Asterius GASGAS As GBR 1'43.983 18.276 32.582 21.491 31.634							
8	7'25.973	22.355	34.673	22.597	35.277	132.0	These data/results cannot be reproduced, stored and/or transmitted in whole or in part by any manner of electronic, mechanical, photocopying, recording, broadcasting or otherwise now known or herein after developed without the previous express consent by the copyright owner, except for reproduction in daily press and regular printed publications on sale to the public within 60 days of the event related to those data/results and always provided that copyright symbol appears together as follows below.							
9	1'46.107	18.819	33.208	21.988	32.092	285.7	© DORNA, 2023							

Fastest Lap: Jake DIXON Asterius GASGAS As GBR **1'43.983** 18.276 32.582 21.491 31.634

These data/results cannot be reproduced, stored and/or transmitted in whole or in part by any manner of electronic, mechanical, photocopying, recording, broadcasting or otherwise now known or herein after developed without the previous express consent by the copyright owner, except for reproduction in daily press and regular printed publications on sale to the public within 60 days of the event related to those data/results and always provided that copyright symbol appears together as follows below.
© DORNA, 2023



Practice Nr. 3

Moto2

Lap	Lap Time	T1	T2	T3	T4	Speed	Lap	Lap Time	T1	T2	T3	T4	Speed	
27th	73	Mattia RATO				Pertamina Mandalika	ITA	8	9'21.645	21.319	34.364	22.194	32.486	167.1
		Runs=2	Total laps=14	Full laps=11	Valid laps=9		9	1'51.585	18.741	34.694	22.615	35.535	284.9	
1	2'00.033	20.246	35.738	23.220	33.388	194.2	10	1'47.309	18.840	33.502	22.220	32.747	281.9	
2	1'47.514	19.274	33.844	22.083	32.313	282.7	11	1'50.845	18.941	33.555	25.196	33.153	281.9	
3	1'46.169	18.690	33.103	22.101	32.275	291.1	12	1'47.457	18.856	33.652	22.190	32.759	281.9	
4	1'46.945	18.800	33.415	22.164	32.566	288.0	13	1'47.485	18.788	33.630	22.290	32.777	281.9	
5	1'46.636	18.749	33.383	22.240	32.264	284.9								
6	1'48.945 *	19.82*	34.733	22.119	32.271	285.7								
7	1'46.752	18.728	33.445	22.080	32.499	291.1								
8	1'59.544 P	18.48*	34.856	22.508	43.692	284.2								
9	7'31.313	23.484	35.778	22.820	32.668	159.0								
10	1'45.593	18.673	33.142	21.848	31.930	289.5								
11	1'45.388	18.671	32.927	21.829	31.961	291.1								
12	1'45.503	18.572	32.996	21.883	32.052	288.0								
13	1'45.730	18.506	32.987	22.130	32.107	287.2								
14	1'49.123 *	18.533	33.190	22.303*	35.097	287.2								
28th	67	Alberto SURRA				Forward Team	ITA							
		Runs=2	Total laps=13	Full laps=10	Valid laps=9									
1	2'00.584	19.559	35.133	22.781	33.179	204.5								
2	1'46.855	18.952	33.489	22.044	32.370	290.3								
3	1'45.846	18.643	32.993	22.004	32.206	288.0								
4	1'45.722	18.636	32.933	21.929	32.224	288.7								
5	1'45.691	18.629	32.935	21.987	32.140	289.5								
6	1'45.621	18.515	32.977	21.856	32.273	288.7								
7	1'56.075 P	18.14*	33.159	21.945	42.825	288.7								
8	8'30.625	19.912	42.988	31.977	43.883	201.4								
9	1'46.503	18.721	33.275	22.027	32.480	288.0								
10	1'48.702	18.641	35.029	22.277	32.755	288.7								
11	1'47.020 *	18.885	33.566	22.205*	32.364	288.7								
12	1'45.869	18.583	33.078	21.904	32.304	289.5								
13	1'46.065	18.624	33.127	22.052	32.262	288.7								
29th	55	Yeray RUIZ				Forward Team	SPA							
		Runs=2	Total laps=11	Full laps=8	Valid laps=7									
1	2'02.206	19.537	35.475	22.779	33.224	200.0								
2	1'48.074 *	19.15*	34.045	22.222	32.655*	288.0								
3	1'47.337	18.805	33.547	22.288	32.697	288.0								
4	1'48.336	18.674	33.945	22.402	33.315	288.0								
5	1'47.289	18.790	33.475	22.285	32.739	288.7								
6	2'00.523 P	18.829	33.903	22.714	45.077	288.7								
7	11'47.414	21.310	34.545	22.761	36.978	177.3								
8	1'46.948	18.833	33.377	22.114	32.624	288.7								
9	1'46.496	18.673	33.279	21.922	32.622	288.7								
10	1'46.529	18.678	33.217	22.009	32.625	288.0								
11	1'46.885	18.699	33.261	22.193	32.732	288.7								
30th	5	Kohta NOZANE				Correos Prepagó Yam	JPN							
		Runs=2	Total laps=13	Full laps=10	Valid laps=9									
1	2'01.083	22.292	37.014	23.204	33.248	167.1								
2	1'47.643 *	19.122	33.729	22.222*	32.570	284.9								
3	1'46.970	18.745	33.628	22.110	32.487	284.2								
4	1'46.733	18.693	33.525	22.111	32.404	284.2								
5	1'47.125	18.860	33.321	22.137	32.807	284.9								
6	1'46.570	18.747	33.290	22.131	32.402	284.9								
7	2'03.670 P	20.58*	36.256	22.805	44.023	284.9								

Fastest Lap: Jake DIXONAsterius GASGAS As GBR **1'43.983** 18.276 32.582 21.491 31.634

These data/results cannot be reproduced, stored and/or transmitted in whole or in part by any manner of electronic, mechanical, photocopying, recording, broadcasting or otherwise now known or herein after developed without the previous express consent by the copyright owner, except for reproduction in daily press and regular printed publications on sale to the public within 60 days of the event related to those data/results and always provided that copyright symbol appears together as follows below.

© DORNA, 2023

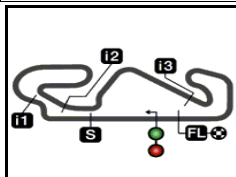
Official MotoGP Timing by TISSOT
www.motogp.com

Barcelona, Saturday, September 02, 2023

Page 5 of 5

moto2





4657 m.

GRAN PREMI MONSTER ENERGY DE CATALUNYA

Practice Nr. 3

Best Partial Times

IT Ideal Lap Time, sum of the best partial times

BT Best Lap Time

T1		T2		T3		T4				IT	BT	
Pos	Rider	Time	Rider	Time	Rider	Time	Rider	Time	Pos	Rider	IT	BT
1	P.ACOSTA	18.205	J.DIXON	32.547	J.DIXON	21.491	A.CANET	31.614	1	J.DIXON	1'43.948	1'43.983 (1)
2	J.DIXON	18.276	B.BALTUS	32.614	P.ACOSTA	21.543	J.DIXON	31.634	2	A.CANET	1'44.275	1'44.373 (2)
3	M.GONZALEZ	18.285	A.CANET	32.629	A.ARENAS	21.588	A.OGURA	31.662	3	M.RAMIREZ	1'44.307	1'44.506 (4)
4	A.ARENAS	18.321	M.RAMIREZ	32.640	M.RAMIREZ	21.617	A.ARENAS	31.685	4	A.ARENAS	1'44.317	1'44.560 (5)
5	S.CHANTRA	18.327	M.GONZALEZ	32.660	J.ALCOBA	21.618	M.RAMIREZ	31.687	5	A.OGURA	1'44.376	1'44.494 (3)
6	C.VIETTI	18.352	S.LOWES	32.660	F.SALAC	21.623	S.LOWES	31.710	6	P.ACOSTA	1'44.383	1'44.565 (7)
7	B.BALTUS	18.354	A.OGURA	32.682	C.VIETTI	21.624	Z.VD GOORBER	31.714	7	S.LOWES	1'44.400	1'44.628 (11)
8	S.GARCIA	18.356	A.ARENAS	32.723	Z.VD GOORBER	21.627	J.ROBERTS	31.717	8	C.VIETTI	1'44.518	1'44.563 (6)
9	M.RAMIREZ	18.363	J.ROBERTS	32.745	F.ALDEGUER	21.639	A.LOPEZ	31.717	9	M.GONZALEZ	1'44.521	1'44.613 (9)
10	D.FOGGIA	18.376	F.SALAC	32.748	A.LOPEZ	21.640	C.VIETTI	31.767	10	Z.VD GOORBE	1'44.537	1'44.668 (14)
11	A.CANET	18.382	J.ALCOBA	32.755	S.LOWES	21.643	F.ALDEGUER	31.793	11	A.LOPEZ	1'44.560	1'44.617 (10)
12	A.OGURA	18.384	F.ALDEGUER	32.766	A.OGURA	21.648	J.ALCOBA	31.798	12	F.ALDEGUER	1'44.587	1'44.612 (8)
13	Z.VD GOORBER	18.386	C.VIETTI	32.775	A.CANET	21.650	S.GARCIA	31.804	13	S.GARCIA	1'44.631	1'44.777 (16)
14	S.LOWES	18.387	P.ACOSTA	32.781	S.GARCIA	21.664	L.TULOVIC	31.836	14	B.BALTUS	1'44.634	1'44.990 (18)
15	R.SKINNER	18.387	B.BENDSNEYDE	32.787	I.GUEVARA	21.691	M.GONZALEZ	31.838	15	J.ROBERTS	1'44.637	1'44.664 (13)
16	F.ALDEGUER	18.389	S.CHANTRA	32.798	B.BALTUS	21.693	P.ACOSTA	31.854	16	J.ALCOBA	1'44.645	1'44.660 (12)
17	A.LOPEZ	18.400	A.LOPEZ	32.803	D.FOGGIA	21.704	S.CHANTRA	31.867	17	F.SALAC	1'44.681	1'44.697 (15)
18	F.SALAC	18.403	S.GARCIA	32.807	S.CHANTRA	21.720	F.SALAC	31.907	18	S.CHANTRA	1'44.712	1'44.927 (17)
19	L.TULOVIC	18.405	Z.VD GOORBER	32.810	T.ARBOLINO	21.727	M.RATO	31.930	19	D.FOGGIA	1'44.923	1'45.116 (19)
20	S.AGIUS	18.415	D.FOGGIA	32.899	J.ROBERTS	21.728	B.BENDSNEYDE	31.944	20	B.BENDSNEY	1'45.086	1'45.166 (20)
21	J.ROBERTS	18.447	B.GOMEZ	32.899	M.GONZALEZ	21.738	D.FOGGIA	31.944	21	S.AGIUS	1'45.099	1'45.313 (26)
22	T.ARBOLINO	18.455	S.AGIUS	32.900	R.SKINNER	21.744	B.GOMEZ	31.957	22	T.ARBOLINO	1'45.105	1'45.183 (22)
23	J.ALCOBA	18.474	R.SKINNER	32.924	B.GOMEZ	21.778	S.AGIUS	31.971	23	B.GOMEZ	1'45.130	1'45.254 (25)
24	B.GOMEZ	18.496	T.ARBOLINO	32.926	B.BENDSNEYDE	21.788	B.BALTUS	31.973	24	L.TULOVIC	1'45.138	1'45.183 (21)

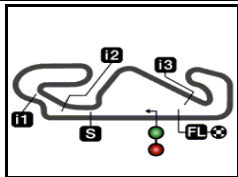
These data/results cannot be reproduced, stored and/or transmitted in whole or in part by any manner of electronic, mechanical, photocopying, recording, broadcasting or otherwise now known or herein after developed without the previous express consent by the copyright owner, except for reproduction in daily press and regular printed publications on sale to the public within 60 days of the event related to those data/results and always provided that copyright symbol appears together as follows below.

© DORNA, 2023

Official MotoGP Timing by TISSOT

www.motogp.com





4657 m.

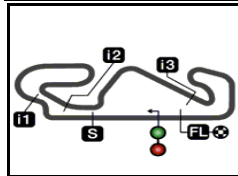
GRAN PREMI MONSTER ENERGY DE CATALUNYA**Practice Nr. 3****Best Partial Times****Moto2™***IT* Ideal Lap Time, sum of the best partial times*BT* Best Lap Time

		T1		T2		T3		T4					
<i>Pos</i>	<i>Rider</i>	<i>Time</i>	<i>Rider</i>	<i>Time</i>	<i>Rider</i>	<i>Time</i>	<i>Rider</i>	<i>Time</i>	<i>Rider</i>	<i>Pos</i>	<i>Rider</i>	<i>IT</i>	<i>BT</i>
25	M.RATO	18.506	M.RATO	32.927	S.AGIUS	21.813	T.ARBOLINO	31.997		25	R.SKINNER	1'45.147	1'45.198 (23)
26	A.SURRA	18.515	L.TULOVIC	32.932	M.RATO	21.829	I.GUEVARA	32.050		26	M.RATO	1'45.192	1'45.388 (27)
27	I.GUEVARA	18.520	A.SURRA	32.933	A.SURRA	21.856	R.SKINNER	32.092		27	I.GUEVARA	1'45.232	1'45.232 (24)
28	B.BENDSNEYDE	18.567	I.GUEVARA	32.971	Y.RUIZ	21.922	A.SURRA	32.140		28	A.SURRA	1'45.444	1'45.621 (28)
29	Y.RUIZ	18.673	Y.RUIZ	33.217	L.TULOVIC	21.965	K.NOZANE	32.402		29	Y.RUIZ	1'46.434	1'46.496 (29)
30	K.NOZANE	18.693	K.NOZANE	33.290	K.NOZANE	22.110	Y.RUIZ	32.622		30	K.NOZANE	1'46.495	1'46.570 (30)

These data/results cannot be reproduced, stored and/or transmitted in whole or in part by any manner of electronic, mechanical, photocopying, recording, broadcasting or otherwise now known or herein after developed without the previous express consent by the copyright owner, except for reproduction in daily press and regular printed publications on sale to the public within 60 days of the event related to those data/results and always provided that copyright symbol appears together as follows below.
© DORNA, 2023

Official MotoGP Timing by **TISSOT**
www.motogp.com





4657 m.

GRAN PREMI MONSTER ENERGY DE CATALUNYA

Practice Nr. 3

Fastest Laps Sequence

Practice Time	 Rider	Nation	Motorcycle	Time	Km/h	Rider's Lap
3'35.728	21 Alonso LOPEZ	SPA	BOSCOSCURO	1'45.771	158.5	2
3'39.750	24 Marcos RAMIREZ	SPA	KALEX	1'45.510	158.8	2
4'00.536	18 Manuel GONZALEZ	SPA	KALEX	1'45.505	158.9	2
4'35.280	96 Jake DIXON	GBR	KALEX	1'45.038	159.6	2
5'24.711	24 Marcos RAMIREZ	SPA	KALEX	1'44.961	159.7	3
6'28.117	37 Pedro ACOSTA	SPA	KALEX	1'44.843	159.9	3
7'09.448	24 Marcos RAMIREZ	SPA	KALEX	1'44.737	160.0	4
9'57.608	37 Pedro ACOSTA	SPA	KALEX	1'44.685	160.1	5
11'42.193	37 Pedro ACOSTA	SPA	KALEX	1'44.585	160.3	6
23'36.991	75 Albert ARENAS	SPA	KALEX	1'44.560	160.3	9
25'42.419	79 Ai OGURA	JPN	KALEX	1'44.494	160.4	11
26'31.185	40 Aron CANET	SPA	KALEX	1'44.373	160.6	10
28'23.319	96 Jake DIXON	GBR	KALEX	1'43.983	161.2	12

These data/results cannot be reproduced, stored and/or transmitted in whole or in part by any manner of electronic, mechanical, photocopying, recording, broadcasting or otherwise now known or herein after developed without the previous express consent by the copyright owner, except for reproduction in daily press and regular printed publications on sale to the public within 60 days of the event related to those data/results and always provided that copyright symbol appears together as follows below.

© DORNA, 2023

Official MotoGP Timing by TISSOT
www.motogp.com

Barcelona, Saturday, September 02, 2023

