


5900 m.

MONSTER ENERGY BRITISH GRAND PRIX

Practice Nr. 3

Classification

10

		Rider	Nation	Team	Motorcycle	Time	Lap Total	Gap	Top Speed
1	96	Jake DIXON	GBR	Tensite GASGAS Aspar Team	KALEX	2'22.099	10 11		261.5
2	14	Tony ARBOLINO	ITA	Elf Marc VDS Racing Team	KALEX	2'22.514	10 12	0.415 0.415	262.1
3	22	Sam LOWES	GBR	Elf Marc VDS Racing Team	KALEX	2'23.241	11 12	1.142 0.727	260.8
4	28	Izan GUEVARA	SPA	Tensite GASGAS Aspar Team	KALEX	2'23.995	10 12	1.896 0.754	263.4
5	11	Sergio GARCIA	SPA	Pons Wegow Los40	KALEX	2'24.044	11 12	1.945 0.049	266.0
6	7	Barry BALTUS	BEL	Fieten Olie Racing GP	KALEX	2'24.403	11 11	2.304 0.359	258.3
7	21	Alonso LOPEZ	SPA	Beta Tools SpeedUp	BOSCOSCURO	2'24.459	11 12	2.360 0.056	258.3
8	33	Rory SKINNER	GBR	OnlyFans American Racing	KALEX	2'24.762	10 12	2.663 0.303	260.2
9	23	Taiga HADA	JPN	Pertamina Mandalika SAG Team	KALEX	2'25.182	12 12	3.083 0.420	262.1
10	54	Fermin ALDEGUER	SPA	Beta Tools SpeedUp	BOSCOSCURO	2'25.505	9 12	3.406 0.323	260.8
11	16	Joe ROBERTS	USA	Italtrans Racing Team	KALEX	2'25.520	10 12	3.421 0.015	259.6
12	12	Filip SALAC	CZE	QJMOTOR Gresini Moto2	KALEX	2'25.831	10 12	3.732 0.311	256.5
13	37	Pedro ACOSTA	SPA	Red Bull KTM Ajo	KALEX	2'26.024	9 12	3.925 0.193	264.0
14	15	Darryn BINDER	RSA	Liqui Moly Husqvarna Intact GP	KALEX	2'26.070	12 12	3.971 0.046	261.5
15	17	Alex ESCRIG	SPA	Forward Team	FORWARD	2'26.281	9 10	4.182 0.211	263.4
16	35	Somkiat CHANTRA	THA	IDEMITSU Honda Team Asia	KALEX	2'26.937	9 10	4.838 0.656	263.4
17	84	Zonta VD GOORBERGH	NED	Fieten Olie Racing GP	KALEX	2'27.063	10 12	4.964 0.126	258.9
18	52	Jeremy ALCOBA	SPA	QJMOTOR Gresini Moto2	KALEX	2'27.066	10 11	4.967 0.003	258.3
19	79	Ai OGURA	JPN	IDEMITSU Honda Team Asia	KALEX	2'27.133	11 12	5.034 0.067	260.2
20	13	Celestino VIETTI	ITA	Fantic Racing	KALEX	2'28.347	11 12	6.248 1.214	259.6
21	5	Kohta NOZANE	JPN	Correos Prepago Yamaha VR46 M	KALEX	2'28.470	9 12	6.371 0.123	255.9
22	75	Albert ARENAS	SPA	Red Bull KTM Ajo	KALEX	2'29.124	11 12	7.025 0.654	259.6
Not qualified (Out 105%)						2'29.204			
	64	Bo BENDSNEYDER	NED	Pertamina Mandalika SAG Team	KALEX	2'29.799	10 11	7.700 0.675	257.1
	40	Aron CANET	SPA	Pons Wegow Los40	KALEX	2'30.126	4 5	8.027 0.327	259.6
	24	Marcos RAMIREZ	SPA	Forward Team	FORWARD	2'31.545	9 10	9.446 1.419	258.9
	71	Dennis FOGGIA	ITA	Italtrans Racing Team	KALEX	2'31.819	8 11	9.720 0.274	257.1
	72	Borja GOMEZ	SPA	Fantic Racing	KALEX	2'32.341	7 12	10.242 0.522	259.6
	3	Lukas TULOVIC	GER	Liqui Moly Husqvarna Intact GP	KALEX	2'33.343	10 11	11.244 1.002	256.5
	18	Manuel GONZALEZ	SPA	Correos Prepago Yamaha VR46 M	KALEX	2'36.022	2 7	13.923 2.679	257.1

Practice condition: Wet

Air: 12°

Humidity: 73%

Ground: 14°

Fastest Lap:	Lap: 10	Jake DIXON	2'22.099	149.4 Km/h
Best Race Lap:	2021	Jorge NAVARRO	2'04.312	170.8 Km/h
All Time Lap Record:	2021	Marco BEZZECCHI	2'03.988	171.3 Km/h

The results are provisional until the end of the limit for protest and appeals.

Time limit for protest expires 30' after publication of the results - Time:

These data/results cannot be reproduced, stored and/or transmitted in whole or in part by any manner of electronic, mechanical, photocopying, recording, broadcasting or otherwise now known or herein after developed without the previous express consent by the copyright owner, except for reproduction in daily press and regular printed publications on sale to the public within 60 days of the event related to those data/results and always provided that copyright symbol appears together as follows below.

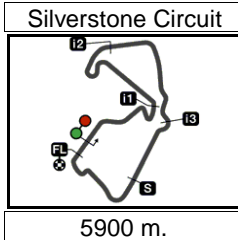
© DORNA, 2023

Official MotoGP Timing by TISSOT
www.motogp.com

Silverstone, Saturday, August 05, 2023

moto2™





Results and timing service provided by TISSOT

Moto2™

MONSTER ENERGY BRITISH GRAND PRIX

Practice Nr. 3

Combined Practice Times

11

Rider	Nation	Team	MOTORCYCLE	P1	P2	P3	Gap
1 40 A.CANET	SPA	Pons Wegow Los40	KALEX	2'05.754 11	2'04.357 10	2'30.126 4	
2 21 A.LOPEZ	SPA	Beta Tools SpeedUp	BOSCOSCURO	2'06.310 16	2'04.420 12	2'24.459 11	0.063 0.063
3 54 F.ALDEGUER	SPA	Beta Tools SpeedUp	BOSCOSCURO	2'06.487 10	2'04.494 11	2'25.505 9	0.137 0.074
4 37 P.ACOSTA	SPA	Red Bull KTM Ajo	KALEX	2'05.399 13	2'04.752 5	2'26.024 9	0.395 0.258
5 79 A.OGURA	JPN	IDEMITSU Honda Team Asia	KALEX	2'05.646 15	2'05.108 13	2'27.133 11	0.751 0.356
6 96 J.DIXON	GBR	Tensite GASGAS Aspar Team	KALEX	2'05.869 12	2'05.114 5	2'22.099 10	0.757 0.006
7 16 J.ROBERTS	USA	Italtrans Racing Team	KALEX	2'06.027 15	2'05.178 16	2'25.520 10	0.821 0.064
8 75 A.ARENAS	SPA	Red Bull KTM Ajo	KALEX	2'05.849 13	2'05.211 8	2'29.124 11	0.854 0.033
9 22 S.LOWES	GBR	Elf Marc VDS Racing Team	KALEX	2'05.982 17	2'05.264 15	2'23.241 11	0.907 0.053
10 35 S.CHANTRA	THA	IDEMITSU Honda Team Asia	KALEX	2'05.415 18	2'05.266 16	2'26.937 9	0.909 0.002
11 11 S.GARCIA	SPA	Pons Wegow Los40	KALEX	2'06.703 16	2'05.371 16	2'24.044 11	1.014 0.105
12 18 M.GONZALEZ	SPA	Correos Prepagado Yamaha VR46 Ma	KALEX	2'05.532 15	2'05.432 13	2'36.022 2	1.075 0.061
13 13 C.VIETTI	ITA	Fantic Racing	KALEX	2'06.987 15	2'05.463 5	2'28.347 11	1.106 0.031
14 12 F.SALAC	CZE	QJMOTOR Gresini Moto2	KALEX	2'06.674 13	2'05.638 12	2'25.831 10	1.281 0.175
15 14 T.ARBOLINO	ITA	Elf Marc VDS Racing Team	KALEX	2'06.344 14	2'05.745 12	2'22.514 10	1.388 0.107
16 64 B.BENDSNEYDE	NED	Pertamina Mandalika SAG Team	KALEX	2'07.012 16	2'05.780 13	2'29.799 10	1.423 0.035
17 7 B.BALTUS	BEL	Fieten Olie Racing GP	KALEX	2'06.922 14	2'05.832 6	2'24.403 11	1.475 0.052
18 15 D.BINDER	RSA	Liqui Moly Husqvarna Intact GP	KALEX	2'07.228 10	2'05.996 14	2'26.070 12	1.639 0.164
19 71 D.FOGGIA	ITA	Italtrans Racing Team	KALEX	2'06.886 13	2'06.095 12	2'31.819 8	1.738 0.099
20 52 J.ALCOBA	SPA	QJMOTOR Gresini Moto2	KALEX	2'07.267 16	2'06.160 11	2'27.066 10	1.803 0.065
21 28 I.GUEVARA	SPA	Tensite GASGAS Aspar Team	KALEX	2'06.629 14	2'06.167 10	2'23.995 10	1.810 0.007
22 72 B.GOMEZ	SPA	Fantic Racing	KALEX	2'07.402 7	2'06.736 12	2'32.341 7	2.379 0.569
23 84 Z.VD GOORBERG	NED	Fieten Olie Racing GP	KALEX	2'07.817 16	2'06.759 12	2'27.063 10	2.402 0.023
24 3 L.TULOVIC	GER	Liqui Moly Husqvarna Intact GP	KALEX	2'08.307 9	2'06.809 15	2'33.343 10	2.452 0.050
25 24 M.RAMIREZ	SPA	Forward Team	FORWARD	2'07.486 12	2'06.977 11	2'31.545 9	2.620 0.168
26 33 R.SKINNER	GBR	OnlyFans American Racing	KALEX	2'07.835 15	2'07.456 10	2'24.762 10	3.099 0.479
27 17 A.ESCRIG	SPA	Forward Team	FORWARD	2'09.681 5	2'08.149 6	2'26.281 9	3.792 0.693
28 23 T.HADA	JPN	Pertamina Mandalika SAG Team	KALEX	2'11.100 8	2'08.293 14	2'25.182 12	3.936 0.144
29 5 K.NOZANE	JPN	Correos Prepagado Yamaha VR46 Ma	KALEX	2'11.125 15	2'09.000 13	2'28.470 9	4.643 0.707

Pole Position Record:	2021	Marco BEZZECCHI	2'03.988	171.3 Km/h
Best Race Lap:	2021	Jorge NAVARRO	2'04.312	170.8 Km/h
All Time Lap Record:	2021	Marco BEZZECCHI	2'03.988	171.3 Km/h

The results are provisional until the end of the limit for protest and appeals.

Time limit for protest expires 60' after publication of the results - Time:

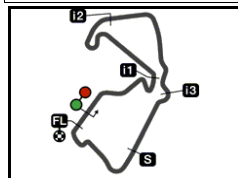
These data/results cannot be reproduced, stored and/or transmitted in whole or in part by any manner of electronic, mechanical, photocopying, recording, broadcasting or otherwise now known or herein after developed without the previous express consent by the copyright owner, except for reproduction in daily press and regular printed publications on sale to the public within 60 days of the event related to those data/results and always provided that copyright symbol appears together as follows below.

© DORNA, 2023

Official MotoGP Timing by TISSOT
www.motogp.com

Silverstone, Saturday, August 05, 2023





5900 m.

MONSTER ENERGY BRITISH GRAND PRIX

Practice Nr. 3

Top Speed & Average

12



Rider	Nation	Motorcycle	Top 5 speeds					Average	Top
11 Sergio GARCIA	SPA	KALEX	266.0	263.4	263.4	263.4	262.7	263.4	266.0
37 Pedro ACOSTA	SPA	KALEX	264.0	263.4	263.4	262.7	262.1	263.0	264.0
17 Alex ESCRIG	SPA	FORWARD	263.4	263.4	263.4	262.7	262.7	263.1	263.4
28 Izan GUEVARA	SPA	KALEX	263.4	262.7	262.7	262.7	262.1	262.5	263.4
35 Somkiat CHANTRA	THA	KALEX	263.4	262.1	262.1	258.9	258.3	260.5	263.4
14 Tony ARBOLINO	ITA	KALEX	262.1	261.5	260.8	260.2	258.9	260.7	262.1
23 Taiga HADA	JPN	KALEX	262.1	259.6	259.6	258.9	258.3	259.3	262.1
15 Darryn BINDER	RSA	KALEX	261.5	260.8	260.8	260.8	260.8	260.9	261.5
96 Jake DIXON	GBR	KALEX	261.5	261.5	260.8	259.6	258.9	260.2	261.5
22 Sam LOWES	GBR	KALEX	260.8	260.2	260.2	260.2	257.7	259.5	260.8
54 Fermín ALDEGUER	SPA	BOSCOSCURO	260.8	260.8	260.2	260.2	260.2	260.4	260.8
33 Rory SKINNER	GBR	KALEX	260.2	260.2	259.6	259.6	258.9	259.6	260.2
79 Ai OGURA	JPN	KALEX	260.2	258.9	258.3	258.3	258.3	258.6	260.2
13 Celestino VIETTI	ITA	KALEX	259.6	258.9	258.9	258.9	258.9	259.0	259.6
16 Joe ROBERTS	USA	KALEX	259.6	258.9	257.1	257.1	257.1	258.0	259.6
40 Aron CANET	SPA	KALEX	259.6	258.3	244.8	240.5	240.5	248.7	259.6
72 Borja GOMEZ	SPA	KALEX	259.6	257.7	257.7	257.7	257.1	257.6	259.6
75 Albert ARENAS	SPA	KALEX	259.6	259.6	258.9	258.9	258.9	259.2	259.6
24 Marcos RAMIREZ	SPA	FORWARD	258.9	257.1	257.1	256.5	255.3	256.7	258.9
84 Zonta VD GOORBERGH	NED	KALEX	258.9	258.9	258.3	258.3	258.3	258.5	258.9
7 Barry BALTUS	BEL	KALEX	258.3	257.1	257.1	256.5	256.5	257.0	258.3
21 Alonso LOPEZ	SPA	BOSCOSCURO	258.3	257.7	257.1	257.1	257.1	257.4	258.3
52 Jeremy ALCOBA	SPA	KALEX	258.3	257.1	257.1	256.5	255.3	256.6	258.3
18 Manuel GONZALEZ	SPA	KALEX	257.1	256.5	256.5	255.9	253.5	255.9	257.1
64 Bo BENDSNEYDER	NED	KALEX	257.1	257.1	256.5	256.5	255.9	256.5	257.1
71 Dennis FOGGIA	ITA	KALEX	257.1	257.1	257.1	256.5	256.5	256.9	257.1
3 Lukas TULOVIC	GER	KALEX	256.5	252.3	251.7	250.0	242.1	250.5	256.5
12 Filip SALAC	CZE	KALEX	256.5	255.9	254.7	254.7	254.7	255.3	256.5
5 Kohta NOZANE	JPN	KALEX	255.9	255.3	254.7	254.7	254.1	254.8	255.9

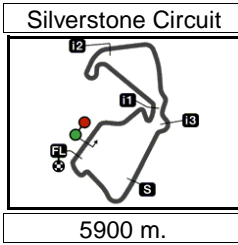
These data/results cannot be reproduced, stored and/or transmitted in whole or in part by any manner of electronic, mechanical, photocopying, recording, broadcasting or otherwise now known or herein after developed without the previous express consent by the copyright owner, except for reproduction in daily press and regular printed publications on sale to the public within 60 days of the event related to those data/results and always provided that copyright symbol appears together as follows below.

© DORNA, 2023

Official MotoGP Timing by TISSOT
www.motogp.com



Silverstone, Saturday, August 05, 2023



MONSTER ENERGY BRITISH GRAND PRIX
Practice Nr. 3
Chronological Analysis of Performances

13

* Lap / Sector time cancelled T1 Time from finish line to 1st intermediate T3 Time from 2nd intermed. to 3rd intermed.
P Crossing the finish line in pit lane T2 Time from 1st intermed. to 2nd intermed. T4 Time from 3rd intermediate to finish line

Lap	Lap Time	T1	T2	T3	T4	Speed	Lap	Lap Time	T1	T2	T3	T4	Speed	
1st	96	Jake DIXON Tensite GASGAS Asp GBR						1	3'40.349	27.907	41.450	30.980	50.256	258.3
		Runs=1	Total laps=11	Full laps=9	Valid laps=8		2	2'32.648	35.725	38.052	29.813	49.058	254.7	
1	4'52.993	27.933	41.998	32.122	51.624	244.8	3	2'29.451 *	34.51 *	37.663	29.821	47.448	263.4	
2	2'35.913	36.588	39.126	30.929	49.270	250.5	4	2'28.400	34.298	37.442	29.214	47.446	262.1	
3	2'30.453	34.459	37.965	29.786	48.243	257.1	5	2'26.867	33.791	36.932	28.620	47.524	262.7	
4	2'27.097	33.888	37.362	29.018	46.829	258.9	6	2'27.781	34.035	37.726	28.775	47.245	262.7	
5	2'25.292 *	33.12 *	36.557	28.806	46.800	261.5	7	2'25.977	33.696	36.820	28.734	46.727	261.5	
6	2'25.165	33.105	36.762	28.726	46.572	257.7	8	2'25.275	33.393	36.898	28.538	46.446	262.7	
7	2'24.916	33.148	36.752	28.501	46.515	258.9	9	2'25.217	33.265	36.474	28.947	46.531	262.1	
8	2'23.199	32.899	36.310	28.168	45.822	260.8	10	2'23.995	33.029	36.334	28.336	46.296	262.1	
9	2'22.409	32.663	36.080	27.807	45.859	261.5	11	2'24.972	32.965	36.541	28.814	46.652	261.5	
10	2'22.099	32.468	35.771	28.142	45.718	259.6	12	2'29.522	33.297	39.789	28.750	47.686	255.9	
11	4'39.154 P	32.754	36.151	28.448	3'01.801	258.3								

2nd	14	Tony ARBOLINO Elf Marc VDS Racing ITA						1	3'34.651	27.157	40.561	31.634	51.585	244.3
		Runs=1	Total laps=12	Full laps=10	Valid laps=8		2	2'34.225	35.523	38.356	30.949	49.397	250.0	
1	3'34.101	25.824	40.212	30.032	49.820	257.1	3	2'29.192 *	34.52 *	37.557	29.293	47.813	262.7	
2	2'31.714	34.723	37.808	30.411	48.772	255.3	4	2'27.522	33.890	36.751	29.214	47.667	260.8	
3	2'29.300 *	34.44 *	37.481	29.364	48.011	256.5	5	2'25.746	33.226	36.566	28.512	47.442	263.4	
4	2'27.694	34.019	37.254	28.977	47.444	257.7	6	2'27.977	36.031	36.662	28.352	46.932	263.4	
5	2'26.924	33.544	36.953	28.861	47.566	261.5	7	2'25.528	32.929	37.770	28.260	46.569	262.7	
6	2'25.526	33.401	36.882	28.405	46.838	258.9	8	2'24.500	32.791	36.007	29.069	46.633	262.7	
7	2'24.392	33.263	36.567	28.102	46.460	260.2	9	2'24.453	32.999	36.385	28.398	46.671	266.0	
8	2'23.808	32.752	36.598	28.173	46.285	260.8	10	2'24.688	33.055	36.438	28.574	46.621	263.4	
9	2'24.123 *	32.734	36.509	28.439 *	46.441	258.3	11	2'24.044	32.968	36.401	28.329	46.346	262.1	
10	2'22.514	32.777	36.018	27.817	45.902	262.1	12	2'24.125	33.235	36.315	28.207	46.368	262.7	
11	2'24.494	32.863	36.315	28.565	46.751	257.7								
12	2'31.498 P	34.153	38.106	30.543	48.696	248.8								

5th	11	Sergio GARCIA Pons Wegow Los40 SPA						1	3'32.651	27.157	40.561	31.634	51.585	244.3
		Runs=1	Total laps=12	Full laps=11	Valid laps=10		2	2'34.225	35.523	38.356	30.949	49.397	250.0	
1	3'32.651	27.157	40.561	31.634	51.585	244.3	3	2'29.192 *	34.52 *	37.557	29.293	47.813	262.7	
2	2'34.225	35.523	38.356	30.949	49.397	250.0	4	2'27.522	33.890	36.751	29.214	47.667	260.8	
3	2'29.192 *	34.52 *	37.557	29.293	47.813	262.7	5	2'25.746	33.226	36.566	28.512	47.442	263.4	
4	2'27.522	33.890	36.751	29.214	47.667	260.8	6	2'27.977	36.031	36.662	28.352	46.932	263.4	
5	2'25.746	33.226	36.566	28.512	47.442	263.4	7	2'25.528	32.929	37.770	28.260	46.569	262.7	
6	2'27.977	36.031	36.662	28.352	46.932	263.4	8	2'24.500	32.791	36.007	29.069	46.633	262.7	
7	2'25.528	32.929	37.770	28.260	46.569	262.7	9	2'24.453	32.999	36.385	28.398	46.671	266.0	
8	2'24.500	32.791	36.007	29.069	46.633	262.7	10	2'24.688	33.055	36.438	28.574	46.621	263.4	
9	2'24.453	32.999	36.385	28.398	46.671	266.0	11	2'24.044	32.968	36.401	28.329	46.346	262.1	
10	2'24.688	33.055	36.438	28.574	46.621	263.4	12	2'24.125	33.235	36.315	28.207	46.368	262.7	
11	2'24.044	32.968	36.401	28.329	46.346	262.1								
12	2'24.125	33.235	36.315	28.207	46.368	262.7								

3rd	22	Sam LOWES Elf Marc VDS Racing GBR						1	4'04.539	28.343	42.264	32.323	53.060	236.3
		Runs=1	Total laps=12	Full laps=10	Valid laps=9		2	2'36.873	36.592	40.091	30.875	49.315	253.5	
1	4'04.539	28.343	42.264	32.323	53.060	236.3	3	2'33.412 *	35.18 *	38.715	29.948	49.561	251.1	
2	2'36.873	36.592	40.091	30.875	49.315	253.5	4	2'31.765	35.233	38.329	30.053	48.150	254.1	
3	2'33.412 *	35.18 *	38.715	29.948	49.561	251.1	5	2'28.197	33.848	37.527	29.040	47.782	257.1	
4	2'31.765	35.233	38.329	30.053	48.150	254.1	6	2'26.858	33.584	37.133	28.664	47.477	257.7	
5	2'28.197	33.848	37.527	29.040	47.782	257.1	7	2'25.679	33.466	36.692	28.459	47.062	260.2	
6	2'26.858	33.584	37.133	28.664	47.477	257.7	8	2'32.464	33.194	42.301	29.344	47.625	257.7	
7	2'25.679	33.466	36.692	28.459	47.062	260.2	9	2'24.574	33.095	36.453	28.418	46.608	260.2	
8	2'32.464	33.194	42.301	29.344	47.625	257.7	10	2'24.326	32.942	36.691	28.365	46.328	260.2	
9	2'24.574	33.095	36.453	28.418	46.608	260.2	11	2'23.241	32.619	36.236	28.076	46.310	260.8	
10	2'24.326	32.942	36.691	28.365	46.328	260.2	12	2'33.583 P	34.203	37.382	29.280	52.718	254.1	
11	2'23.241	32.619	36.236	28.076	46.310	260.8								
12	2'33.583 P	34.203	37.382	29.280	52.718	254.1								

6th	7	Barry BALTUS Fieten Olie Racing GP BEL						1	2'49.834	27.749	41.497	31.739	51.240	245.4
		Runs=2	Total laps=11	Full laps=8	Valid laps=8		2	2'32.929 P	36.123	38.943	31.148	46.715	242.1	
1	2'49.834	27.749	41.497	31.739	51.240	245.4	3	5'41.825	26.906	40.040	30.883	48.751	252.3	
2	2'32.929 P	36.123	38.943	31.148	46.715	242.1	4	2'32.083	35.023	37.932	30.394	48.734	255.3	
3	5'41.825	26.906	40.040	30.883	48.751	252.3	5	2'29.998	34.996	37.895	29.395	47.712	258.3	
4	2'32.083	35.023	37.932	30.394	48.734	255.3	6	2'27.967	34.223	37.221	29.167	47.356	255.9	
5	2'29.998	34.996	37.895	29.395	47.712	258.3	7	2'27.102	33.924	36.997	28.958	47.223	256.5	
6	2'27.967	34.223	37.221	29.167	47.356	255.9	8	2'25.853	33.627	36.554	28.671	47.001	257.1	
7	2'27.102	33.924	36.997	28.958	47.223	256.5	9	2'26.259	33.845	36.787	28.726	46.901	256.5	
8	2'25.853	33.627	36.554	28.671	47.001	257.1	10	2'25.113	33.504	36.452	28.484	46.673	256.5	
9	2'26.259	33.845	36.787	28.726	46.901	256.5	11	2'24.403	33.168	36.169	28.638	46.428	257.1	
10	2'25.113	33.504	36.452	28.484	46.673	256.5								
11	2'24.403	33.168	36.169	28.638	46.428	257.1								

4th	28	Izan GUEVARA Tensite GASGAS Asp SPA						1	3'34.021	29.477	43.852	33.382	53.850	230.2
		Runs=1	Total laps=12	Full laps=11	Valid laps=10		2	2'35.368	35.613	39.092	31.224	49.439	255.9	

7th	21	Alonso LOPEZ Beta Tools SpeedUp SPA						1	3'34.021	29.477	43.852	33.382	53.850	230.2
		Runs=1	Total laps=12	Full laps=11										

Practice Nr. 3

Moto2

Lap	Lap Time	T1	T2	T3	T4	Speed	Lap	Lap Time	T1	T2	T3	T4	Speed	
							11th	16	Joe ROBERTS				Italtrans Racing Team	USA
									Runs=1	Total laps=12	Full laps=11	Valid laps=8		
3	2'34.592	* 35.61	38.854	30.996	49.131	250.0	1	4'23.315	29.085	42.392	33.253	51.389	244.3	
4	2'31.261	34.592	38.266	29.941	48.462	255.9	2	2'38.446	37.120	39.823	31.493	50.010	252.3	
5	2'29.405	34.389	37.687	29.619	47.710	257.1	3	2'38.549	37.882	39.909	31.577	49.181	252.9	
6	2'28.145	34.086	37.650	29.062	47.347	256.5	4	2'31.472	35.222	38.340	30.193	47.717	256.5	
7	2'26.772	33.884	37.227	28.791	46.870	258.3	5	2'31.470	* 35.60	38.412	29.929	47.527	255.9	
8	2'25.635	* 33.486	37.124	29.104	45.921	257.1	6	2'28.475	34.099	37.170	29.666	47.540	256.5	
9	2'24.642	33.482	36.413	28.519	46.228	257.1	7	2'34.790	38.996	38.117	29.990	47.687	257.1	
10	2'30.697	32.773	42.427	28.934	46.563	255.9	8	2'26.836	33.613	37.192	29.226	46.805	258.9	
11	2'24.459	33.259	36.618	28.452	46.130	257.1	9	2'27.965	33.754	37.191	28.996	48.024	250.5	
12	2'23.751	* 33.097	36.356	28.114	46.184	257.7	10	2'25.520	33.481	36.600	28.868	46.571	257.1	
							11	2'26.248	* 33.392	36.914	28.796	47.146	257.1	
							12	2'24.235	* 33.044	36.219	28.508	46.464	259.6	
							8th	33	Rory SKINNER				OnlyFans American R	GBR
									Runs=1	Total laps=12	Full laps=11	Valid laps=9		
1	3'07.938	26.553	40.177	31.947	51.420	230.2								
2	2'34.268	35.790	38.841	30.785	48.852	251.7								
3	2'31.424	* 35.11	38.303	29.868	48.136	257.7								
4	2'29.328	34.587	37.641	29.490	47.610	258.3								
5	2'28.794	34.022	37.429	29.799	47.544	259.6								
6	2'28.405	34.176	37.502	29.471	47.256	260.2								
7	2'28.312	34.177	37.894	29.294	46.947	257.7								
8	2'26.751	33.835	37.051	28.958	46.907	258.9								
9	2'25.572	33.521	36.764	28.931	46.356	260.2								
10	2'24.762	33.140	36.655	28.664	46.303	258.9								
11	2'25.496	33.238	36.863	28.786	46.609	257.1								
12	2'26.085	* 33.202	36.593	28.755	47.535	259.6								
							9th	23	Taiga HADA				Pertamina Mandalika	JPN
									Runs=1	Total laps=12	Full laps=11	Valid laps=10		
1	3'02.316	26.527	41.202	32.274	51.267	251.1								
2	2'34.802	35.526	39.156	30.652	49.468	251.7								
3	2'33.714	* 35.51	38.766	30.590	48.847	255.3								
4	2'30.667	34.673	38.223	29.670	48.101	258.9								
5	2'32.243	34.716	38.052	30.268	49.207	252.9								
6	2'28.257	34.138	37.554	29.248	47.317	259.6								
7	2'29.761	33.666	38.063	29.869	48.163	262.1								
8	2'27.050	33.474	37.387	28.975	47.214	258.3								
9	2'31.687	33.536	41.554	29.275	47.322	257.1								
10	2'27.150	33.224	37.492	29.303	47.131	259.6								
11	2'30.241	33.162	39.977	29.408	47.694	258.3								
12	2'25.182	33.264	36.801	28.493	46.624	258.3								
							10th	54	Fermin ALDEGUER				Beta Tools SpeedUp	SPA
									Runs=1	Total laps=12	Full laps=11	Valid laps=8		
1	4'58.590	28.260	42.974	33.013	51.698	252.9								
2	2'35.159	36.376	38.773	30.893	49.117	254.1								
3	2'30.983	34.945	37.710	30.020	48.308	255.9								
4	2'28.465	34.137	37.240	29.389	47.699	259.6								
5	2'27.818	* 34.08	37.254	29.149	47.329	260.8								
6	2'27.592	33.953	37.282	29.132	47.225	259.6								
7	2'27.138	33.931	37.098	28.980	47.129	260.2								
8	2'26.529	33.485	36.749	28.850	47.445	257.7								
9	2'25.505	33.475	36.775	28.632	46.623	260.8								
10	2'27.413	33.374	36.710	28.873	48.456	260.2								
11	2'29.852	* 33.502	36.681	28.657	51.012	258.9								
12	2'25.203	* 33.451	36.551	28.567	46.634	260.2								
							12th	12	Filip SALAC				QJMOTOR Gresini M	CZE
									Runs=1	Total laps=12	Full laps=11	Valid laps=8		
1	4'41.156	28.614	40.942	31.726	50.134	246.5								
2	2'34.007	35.759	39.029	30.306	48.913	252.9								
3	2'32.220	34.732	38.513	30.190	48.785	252.9								
4	2'30.568	34.396	37.937	29.811	48.424	255.9								
5	2'31.048	* 34.71	38.238	29.599	48.492	254.1								
6	2'28.904	34.301	37.735	29.062	47.806	256.5								
7	2'27.918	33.977	37.168	29.192	47.581	254.1								
8	2'27.410	33.802	37.324	28.913	47.371	254.1								
9	2'26.565	33.726	36.826	28.887	47.126	253.5								
10	2'25.831	33.486	36.811	28.657	46.877	254.7								
11	2'25.906	* 33.368	36.889	28.632	47.017	254.7								
12	2'25.453	* 33.340	36.731	28.506	46.876	254.7								
							13th	37	Pedro ACOSTA				Red Bull KTM Ajo	SPA
									Runs=1	Total laps=12	Full laps=11	Valid laps=8		
1	4'42.332	29.940	41.642	31.792	52.938	252.3								
2	2'33.511	36.137	38.496	29.992	48.886	260.8								
3	2'31.157	35.017	38.155	29.749	48.236	261.5								
4	2'30.412	34.603	37.795	29.601	48.413	261.5								
5	2'29.809	* 34.62	37.752	29.388	48.048	262.1								
6	2'28.931	34.260	37.591	29.274	47.806	262.7								
7	2'27.159	33.966	37.395	28.793	47.005	263.4								
8	2'26.155	33.413	36.823	28.848	47.071	263.4								
9	2'26.024	33.280	36.870	28.837	47.037	264.0								
10	2'34.612	33.460	40.049	32.857	48.246	261.5								
11	2'29.025	* 33.657	37.969	29.212	48.187	262.1								
12	2'30.383	* 33.340	37.447	29.095	50.501	260.2								
							14th	15	Darryn BINDER				Liqui Moly Husqvarna	RSA
									Runs=1	Total laps=12	Full laps=11	Valid laps=10		
1	3'07.860	29.119	42.139	31.866	51.748	238.9								
2	2'36.508	36.505	39.487	31.077	49.439	257.7								
3	2'33.482	* 35.46	38.790	30.252	48.979	259.6								
4	2'31.726	34.691	38.510	30.102	48.423	258.9								
5	2'29.744	34.516	37.872	29.428	47.928	260.2								
6	2'28.838	34.264	37.678	29.161	47.735	260.8								
7	2'28.119	33.951	37.541	29.278	47.349	260.8								
8	2'28.421	34.254	37.747	29.273	47.147	260.8								
9	2'27.031	33.389	37.471	28.940	47.231	260.8								

Fastest Lap: Jake DIXON Tensite GASGAS Asp GBR **2'22.099** 32.468 35.771 28.142 45.718

These data/results cannot be reproduced, stored and/or transmitted in whole or in part by any manner of electronic, mechanical, photocopying, recording, broadcasting or otherwise now known or herein after developed without the previous express consent by the copyright owner, except for reproduction in daily press and regular printed publications on sale to the public within 60 days of the event related to those data/results and always provided that copyright symbol appears together as follows below.
© DORNA, 2023



Practice Nr. 3

Moto2

Lap	Lap Time	T1	T2	T3	T4	Speed	Lap	Lap Time	T1	T2	T3	T4	Speed	
10	2'26.934	33.809	37.242	28.953	46.930	261.5	10	2'27.066	33.785	36.992	28.980	47.309	256.5	
11	2'26.094	33.435	37.011	28.823	46.825	260.8	11	2'26.712 *	33.681	36.963	28.852	47.216*	258.3	
12	2'26.070	33.390	37.012	28.642	47.026	260.2								
15th	17	Alex ESCRIG Forward Team SPA						19th	79	Ai OGURA IDEMITSU Honda Tea JPN				
		Runs=2	Total laps=10	Full laps=7	Valid laps=7				Runs=1	Total laps=12	Full laps=11	Valid laps=9		
1	3'04.932	31.483	44.589	33.855	52.753	243.2	1	3'50.993	30.060	42.985	33.172	51.659	249.4	
2	2'41.402	37.629	40.716	31.830	51.227	254.1	2	2'37.493	36.565	40.177	30.754	49.997	252.3	
3	2'40.397 P	37.14*	39.498	31.139	52.620	258.9	3	2'34.645 *	36.22*	39.207	30.379	48.833	254.7	
4	7'11.141	28.295	39.778	31.197	50.322	260.8	4	2'32.428	35.705	38.651	29.871	48.201	257.1	
5	2'34.465	36.528	39.065	29.966	48.906	263.4	5	2'30.426	34.720	38.033	29.624	48.049	258.3	
6	2'29.214	34.838	37.316	29.395	47.665	262.7	6	2'30.226	34.486	38.195	29.478	48.067	258.3	
7	2'27.471	34.005	37.528	28.853	47.085	263.4	7	2'29.918	34.570	37.741	29.728	47.879	258.3	
8	2'30.345	33.618	40.529	29.145	47.053	263.4	8	2'28.815	34.066	37.591	29.319	47.839	258.3	
9	2'26.281	33.544	37.043	29.037	46.657	262.7	9	2'29.349	34.205	37.731	29.643	47.770	258.3	
10	2'35.504	40.333	38.488	28.949	47.734	262.1	10	2'28.741	34.265	37.550	29.417	47.509	258.3	
							11	2'27.133	33.888	37.220	28.935	47.090	258.9	
							12	2'26.103 *	33.345	36.897	28.804	47.057*	260.2	
16th	35	Somkiat CHANTRA IDEMITSU Honda Tea THA						20th	13	Celestino VIETTI Fantic Racing ITA				
		Runs=2	Total laps=10	Full laps=7	Valid laps=5				Runs=1	Total laps=12	Full laps=11	Valid laps=9		
1	3'39.441	30.066	42.435	31.913	52.240	238.9	1	3'25.851	28.791	43.512	33.565	51.928	255.9	
2	2'37.035	36.410	38.969	31.075	50.581	255.3	2	2'40.777	37.331	40.586	32.588	50.272	253.5	
3	2'34.178 *	35.71*	38.157	30.817	49.488	255.3	3	2'34.809 *	35.93*	38.715	30.950	49.208	257.7	
4	2'31.482	34.850	37.517	30.156	48.959	258.3	4	2'38.142	35.927	40.318	30.980	50.917	258.3	
5	2'33.215	35.408	38.117	31.090	48.600	257.7	5	2'33.677	35.658	38.835	30.502	48.682	258.9	
6	2'29.767	34.551	37.527	30.044	47.645	258.3	6	2'38.891	34.934	44.112	30.959	48.886	257.7	
7	2'29.120 P	34.335	37.493	29.417	47.875	258.9	7	2'31.644	35.165	38.264	29.981	48.234	258.9	
8	7'15.501	26.678	37.936	29.475	47.641	262.1	8	2'30.474	34.303	37.980	30.366	47.825	258.9	
9	2'26.937	33.932	37.025	29.020	46.960	263.4	9	2'29.617	34.170	37.936	29.894	47.617	259.6	
10	2'25.363 *	33.603	36.682	28.771	46.307*	262.1	10	2'31.510	34.916	38.577	30.199	47.818	257.1	
							11	2'28.347	33.959	37.344	29.673	47.371	258.3	
							12	2'27.721 *	33.503	37.320	29.408	47.490*	258.9	
17th	84	Zonta VD GOORBE Fieten Olie Racing GP NED						21st	5	Kohta NOZANE Correos Prepagó Yam JPN				
		Runs=1	Total laps=12	Full laps=11	Valid laps=9				Runs=1	Total laps=12	Full laps=10	Valid laps=9		
1	3'31.828	29.297	42.940	33.103	52.194	241.6	1	2'51.419	29.517	42.284	32.801	53.178	220.8	
2	2'38.235	37.269	39.468	31.171	50.327	245.4	2	2'39.451	36.839	40.405	31.554	50.653	238.9	
3	2'35.942 *	36.77*	38.977	30.858	49.331	245.4	3	2'36.299 *	35.99*	39.611	30.950	49.741	247.7	
4	2'35.708	35.911	38.760	31.314	49.723	240.0	4	2'33.835	35.204	39.205	30.395	49.031	248.8	
5	2'33.963	35.647	38.214	30.982	49.120	252.9	5	2'31.777	34.580	38.326	30.088	48.783	252.3	
6	2'32.602	35.410	38.308	30.140	48.744	253.5	6	2'31.267	34.598	38.602	29.887	48.180	253.5	
7	2'31.128	34.597	38.168	30.130	48.233	256.5	7	2'31.856	34.462	38.857	30.395	48.142	254.7	
8	2'28.861	34.191	37.715	29.539	47.416	258.3	8	2'30.367	34.934	38.073	29.482	47.878	255.3	
9	2'28.101	33.838	37.377	29.515	47.371	258.3	9	2'28.470	33.926	37.612	29.313	47.619	254.7	
10	2'27.063	33.695	37.092	29.221	47.055	258.9	10	2'28.623	34.074	37.892	29.347	47.310	255.9	
11	2'27.571	33.984	37.394	29.213	46.980	258.9	11	2'28.495	33.785	37.492	29.454	47.764	254.1	
12	2'27.242 *	33.450	37.037	29.193	47.562*	258.3	12	5'38.685 P	33.632	37.371	29.549	3'58.133	254.1	
18th	52	Jeremy ALCOBA QJMOTOR Gresini M SPA						22nd	75	Albert ARENAS Red Bull KTM Ajo SPA				
		Runs=1	Total laps=11	Full laps=10	Valid laps=8				Runs=1	Total laps=12	Full laps=11	Valid laps=9		
1	4'48.961	29.873	43.907	33.952	54.291	236.3	1	4'00.498	29.182	42.768	32.838	51.410	252.9	
2	2'41.756	37.825	40.625	32.542	50.764	250.5	2	2'39.987	36.733	41.278	31.631	50.345	257.1	
3	2'36.100	35.865	39.699	30.774	49.762	248.2	3	2'35.094 *	35.81*	39.668	30.266	49.342	252.9	
4	2'34.384	35.461	38.802	30.862	49.259	254.7	4	2'32.377	34.986	38.552	30.210	48.629	257.1	
5	2'32.504 *	34.80*	38.363	30.164	49.176	254.7	5	2'30.619	34.405	38.084	29.800	48.330	258.9	
6	2'30.856	34.635	38.095	29.923	48.203	255.3	6	2'33.050	35.113	38.711	30.255	48.971	257.1	
7	2'29.543	34.351	37.663	29.390	48.139	255.3								
8	2'28.025	34.104	37.228	29.134	47.559	257.1								
9	2'27.160	33.926	36.981	29.086	47.167	257.1								

Fastest Lap: Jake DIXON Tensite GASGAS Asp GBR **2'22.099** 32.468 35.771 28.142 45.718

These data/results cannot be reproduced, stored and/or transmitted in whole or in part by any manner of electronic, mechanical, photocopying, recording, broadcasting or otherwise now known or herein after developed without the previous express consent by the copyright owner, except for reproduction in daily press and regular printed publications on sale to the public within 60 days of the event related to those data/results and always provided that copyright symbol appears together as follows below.
© DORNA, 2023

Practice Nr. 3

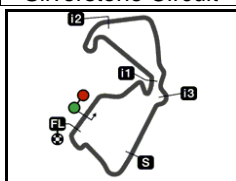
Moto2

Lap	Lap Time	T1	T2	T3	T4	Speed	Lap	Lap Time	T1	T2	T3	T4	Speed
23rd 64 Bo BENDSNEYDER Pertamina Mandalika NED Runs=2 Total laps=11 Full laps=8 Valid laps=7													
1	3'33.833	28.958	43.704	33.295	53.021	229.2							
2	2'41.389 P	37.252	40.665	32.331	51.141	244.3							
3	4'37.080	28.286	41.103	30.978	49.400	253.5							
4	2'37.684	35.582	42.050	30.402	49.650	255.9							
5	2'34.296	35.832	38.676	30.234	49.554	252.9							
6	2'32.530	35.478	38.943	30.069	48.040	255.9							
7	2'30.137	34.497	38.229	29.442	47.969	257.1							
8	2'30.221	34.093	37.616	29.870	48.642	254.7							
9	2'30.396	34.353	37.863	29.940	48.240	256.5							
10	2'29.799	34.112	37.835	29.734	48.118	257.1							
11	2'28.772 *	33.914	37.559	29.414	47.885*	256.5							
24th 40 Aron CANET Pons Wegow Los40 SPA Runs=2 Total laps=5 Full laps=2 Valid laps=4													
1	4'15.556	28.336	42.778	33.106	52.591	240.5							
2	2'40.753	37.549	40.547	31.967	50.690	240.5							
3	2'33.092	35.403	38.794	30.492	48.403	258.3							
4	2'30.126	34.551	37.479	29.982	48.114	259.6							
unfinished													
5	2'35.136 *	29.21*	44.399	31.380	50.143*	244.8							
25th 24 Marcos RAMIREZ Forward Team SPA Runs=2 Total laps=10 Full laps=7 Valid laps=5													
1	3'28.000	29.729	45.867	35.100	53.399	243.7							
2	2'40.606	37.828	40.201	32.191	50.386	237.8							
3	2'37.171 *	36.76*	38.914	31.455	50.040	242.6							
4	2'35.356	35.613	38.906	31.031	49.806	255.3							
5	2'34.408	35.733	38.385	31.023	49.267	258.9							
6	2'32.594	35.176	38.334	30.214	48.870	255.3							
7	2'49.100 P	44.664	41.976	31.292	51.168	247.7							
8	6'51.024	30.383	39.273	30.013	52.994	256.5							
9	2'31.545	35.209	38.166	29.781	48.389	257.1							
10	2'30.280 *	34.589	37.692	29.737	48.262*	257.1							
26th 71 Dennis FOGGIA Italtrans Racing Team ITA Runs=1 Total laps=11 Full laps=10 Valid laps=7													
1	4'23.989	28.826	42.291	33.496	51.601	232.7							
2	2'38.332	36.849	40.273	31.454	49.756	247.1							
3	2'39.524	37.809	40.183	31.317	50.215	252.9							
4	2'36.317	35.573	39.101	31.198	50.445	256.5							
5	2'33.566 *	35.01*	38.569	30.524	49.457	255.9							
6	2'32.111	34.548	38.258	30.100	49.205	257.1							
7	2'34.309 *	34.453	42.505	29.450	47.901*	255.9							
8	2'31.819	34.528	38.230	30.091	48.970	255.9							
9	2'31.978	34.571	38.236	30.311	48.860	257.1							
10	2'40.870	42.393	39.203	30.344	48.930	257.1							
11	2'34.905 *	35.096	39.246	30.470	50.093*	256.5							
27th 72 Borja GOMEZ Fantic Racing SPA Runs=1 Total laps=12 Full laps=11 Valid laps=9													
1	3'24.195	28.568	45.783	33.178	55.965	241.0							
2	2'43.620	38.296	41.493	32.744	51.087	244.3							
3	2'37.607 *	36.47*	39.749	31.475	49.908	246.0							
4	2'36.205	35.666	39.152	31.648	49.739	252.9							
5	2'35.375	36.307	38.805	31.300	48.963	257.1							
6	2'33.211	35.320	38.393	30.652	48.846	257.1							
7	2'32.341	34.944	38.168	30.566	48.663	257.1							
8	2'38.060	35.056	42.097	31.555	49.352	257.7							
9	2'32.406	34.576	38.173	30.775	48.882	257.1							
10	2'33.847	34.983	38.568	31.247	49.049	257.7							
11	2'35.481	35.011	38.515	30.831	51.124	257.7							
12	2'31.488 *	34.499	37.853	30.431	48.705*	259.6							
28th 3 Lukas TULOVIC Liqui Moly Husqvarna GER Runs=2 Total laps=11 Full laps=9 Valid laps=8													
1	3'07.654 P	31.074	46.318	34.612	53.517	221.3							
2	4'26.062	29.634	43.344	33.331	53.197	224.5							
3	2'43.092	37.566	41.177	31.970	52.379	220.8							
4	2'40.363	36.890	40.521	31.917	51.035	239.4							
5	2'39.666	36.612	40.917	31.341	50.796	250.0							
6	2'38.593	36.520	40.361	31.007	50.705	235.2							
7	2'36.053	35.898	39.258	30.644	50.253	232.7							
8	2'33.624	35.255	38.704	30.426	49.239	252.3							
9	2'33.560	34.956	38.846	30.357	49.401	251.7							
10	2'33.343	35.218	38.860	30.201	49.064	242.1							
11	2'33.728 *	35.011	38.871	30.283	49.563*	256.5							
29th 18 Manuel GONZALEZ Correos Prepagos Yam SPA Runs=2 Total laps=7 Full laps=4 Valid laps=4													
1	2'43.907	27.944	41.617	31.914	50.707	257.1							
2	2'36.022	36.570	39.597	30.655	49.200	252.9							
unfinished													
3	2'31.137 *	27.64*	40.622	31.586	51.287	250.0							
4	2'38.302	37.490	39.677	31.242	49.893	255.9							
5	2'36.078	36.541	38.994	30.967	49.576	256.5							
6	2'34.376 *	35.729	38.719	30.499	49.429*	253.5							
7	2'37.510 *	35.663	41.396	30.715	49.736*	256.5							

Fastest Lap: Jake DIXON Tensite GASGAS Asp GBR 2'22.099 32.468 35.771 28.142 45.718

These data/results cannot be reproduced, stored and/or transmitted in whole or in part by any manner of electronic, mechanical, photocopying, recording, broadcasting or otherwise now known or herein after developed without the previous express consent by the copyright owner, except for reproduction in daily press and regular printed publications on sale to the public within 60 days of the event related to those data/results and always provided that copyright symbol appears together as follows below.
© DORNA, 2023

Silverstone Circuit



5900 m.

Results and timing service provided by TISSOT

MONSTER ENERGY BRITISH GRAND PRIX**Practice Nr. 3****Best Partial Times****Moto2™***IT* Ideal Lap Time, sum of the best partial times*BT* Best Lap Time

T1		T2		T3		T4				<i>IT</i>	<i>BT</i>	
Pos	Rider	Time	Rider	Time	Rider	Time	Rider	Time	Pos	Rider		
1	J.DIXON	32.468	J.DIXON	35.771	J.DIXON	27.807	J.DIXON	45.718	1	J.DIXON	2'21.764	2'22.099 (1)
2	S.LOWES	32.619	S.GARCIA	36.007	T.ARBOLINO	27.817	T.ARBOLINO	45.902	2	T.ARBOLINO	2'22.471	2'22.514 (2)
3	T.ARBOLINO	32.734	T.ARBOLINO	36.018	S.LOWES	28.076	A.LOPEZ	46.130	3	S.LOWES	2'23.241	2'23.241 (3)
4	A.LOPEZ	32.773	B.BALTUS	36.169	A.LOPEZ	28.114	I.GUEVARA	46.296	4	S.GARCIA	2'23.351	2'24.044 (5)
5	S.GARCIA	32.791	J.ROBERTS	36.219	S.GARCIA	28.207	R.SKINNER	46.303	5	A.LOPEZ	2'23.373	2'24.459 (7)
6	I.GUEVARA	32.965	S.LOWES	36.236	I.GUEVARA	28.336	S.LOWES	46.310	6	I.GUEVARA	2'23.931	2'23.995 (4)
7	J.ROBERTS	33.044	I.GUEVARA	36.334	B.BALTUS	28.484	S.GARCIA	46.346	7	B.BALTUS	2'24.249	2'24.403 (6)
8	R.SKINNER	33.140	A.LOPEZ	36.356	T.HADA	28.493	B.BALTUS	46.428	8	J.ROBERTS	2'24.342	2'25.520 (11)
9	T.HADA	33.162	F.ALDEGUER	36.551	F.SALAC	28.506	J.ROBERTS	46.571	9	R.SKINNER	2'24.700	2'24.762 (8)
10	B.BALTUS	33.168	R.SKINNER	36.593	J.ROBERTS	28.508	F.ALDEGUER	46.623	10	T.HADA	2'25.080	2'25.182 (9)
11	P.ACOSTA	33.280	S.CHANTRA	36.682	F.ALDEGUER	28.567	T.HADA	46.624	11	F.ALDEGUER	2'25.115	2'25.505 (10)
12	F.SALAC	33.340	F.SALAC	36.731	D.BINDER	28.642	A.ESCRIG	46.657	12	F.SALAC	2'25.454	2'25.831 (12)
13	A.OGURA	33.345	T.HADA	36.801	R.SKINNER	28.664	D.BINDER	46.825	13	D.BINDER	2'25.867	2'26.070 (14)
14	F.ALDEGUER	33.374	P.ACOSTA	36.823	S.CHANTRA	28.771	F.SALAC	46.877	14	P.ACOSTA	2'25.901	2'26.024 (13)
15	D.BINDER	33.389	A.OGURA	36.897	P.ACOSTA	28.793	S.CHANTRA	46.960	15	S.CHANTRA	2'26.016	2'26.937 (16)
16	Z.VD GOORBER	33.450	J.ALCOBA	36.963	A.OGURA	28.804	Z.VD GOORBER	46.980	16	A.ESCRIG	2'26.097	2'26.281 (15)
17	C.VIETTI	33.503	D.BINDER	37.011	J.ALCOBA	28.852	P.ACOSTA	47.005	17	A.OGURA	2'26.136	2'27.133 (19)
18	A.ESCRIG	33.544	Z.VD GOORBER	37.037	A.ESCRIG	28.853	A.OGURA	47.090	18	Z.VD GOORBE	2'26.660	2'27.063 (17)
19	S.CHANTRA	33.603	A.ESCRIG	37.043	A.ARENAS	28.987	J.ALCOBA	47.167	19	J.ALCOBA	2'26.663	2'27.066 (18)
20	K.NOZANE	33.632	C.VIETTI	37.320	Z.VD GOORBER	29.193	K.NOZANE	47.310	20	C.VIETTI	2'27.602	2'28.347 (20)
21	J.ALCOBA	33.681	K.NOZANE	37.371	K.NOZANE	29.313	C.VIETTI	47.371	21	K.NOZANE	2'27.626	2'28.470 (21)
22	B.BENDSNEYDE	33.914	A.CANET	37.479	C.VIETTI	29.408	A.ARENAS	47.857	22	A.ARENAS	2'28.330	2'29.124 (22)
23	A.ARENAS	33.931	A.ARENAS	37.555	B.BENDSNEYDE	29.414	B.BENDSNEYDE	47.969	23	B.BENDSNEY	2'28.856	(-1)
24	F.FOGGIA	34.453	B.BENDSNEYDE	37.559	D.FOGGIA	29.450	A.CANET	48.114	24	A.CANET	2'30.126	(-1)

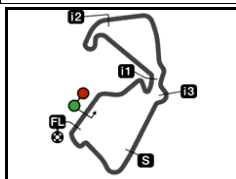
These data/results cannot be reproduced, stored and/or transmitted in whole or in part by any manner of electronic, mechanical, photocopying, recording, broadcasting or otherwise now known or herein after developed without the previous express consent by the copyright owner, except for reproduction in daily press and regular printed publications on sale to the public within 60 days of the event related to those data/results and always provided that copyright symbol appears together as follows below.

© DORNA, 2023

Official MotoGP Timing by TISSOT
www.motogp.com



Silverstone Circuit



5900 m.

Results and timing service provided by TISSOT

MONSTER ENERGY BRITISH GRAND PRIX**Practice Nr. 3****Best Partial Times****Moto2™***IT* Ideal Lap Time, sum of the best partial times*BT* Best Lap Time


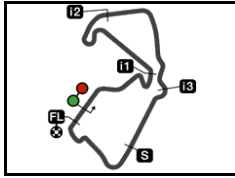
		T1		T2		T3		T4						
<i>Pos</i>	<i>Rider</i>	<i>Time</i>	<i>Rider</i>	<i>Time</i>	<i>Rider</i>	<i>Time</i>	<i>Rider</i>	<i>Time</i>	<i>Rider</i>	<i>Pos</i>	<i>Rider</i>	<i>IT</i>	<i>BT</i>	
25	B.GOMEZ	34.499	M.RAMIREZ	37.692	M.RAMIREZ	29.737	M.RAMIREZ	48.389	M.RAMIREZ	25	M.RAMIREZ	2'30.407		(-1)
26	A.CANET	34.551	B.GOMEZ	37.853	A.CANET	29.982	B.GOMEZ	48.663	B.GOMEZ	26	D.FOGGIA	2'30.993		(-1)
27	M.RAMIREZ	34.589	D.FOGGIA	38.230	L.TULOVIC	30.201	D.FOGGIA	48.860	D.FOGGIA	27	B.GOMEZ	2'31.446		(-1)
28	L.TULOVIC	34.956	L.TULOVIC	38.704	B.GOMEZ	30.431	L.TULOVIC	49.064	L.TULOVIC	28	L.TULOVIC	2'32.925		(-1)
29	M.GONZALEZ	35.663	M.GONZALEZ	38.719	M.GONZALEZ	30.499	M.GONZALEZ	49.200	M.GONZALEZ	29	M.GONZALEZ	2'34.081		(-1)

These data/results cannot be reproduced, stored and/or transmitted in whole or in part by any manner of electronic, mechanical, photocopying, recording, broadcasting or otherwise now known or herein after developed without the previous express consent by the copyright owner, except for reproduction in daily press and regular printed publications on sale to the public within 60 days of the event related to those data/results and always provided that copyright symbol appears together as follows below.
© DORNA, 2023

Official MotoGP Timing by **TISSOT**
www.motogp.com



Silverstone Circuit

Results and timing service provided by **Moto2™**

5900 m.

MONSTER ENERGY BRITISH GRAND PRIX**Practice Nr. 3****Fastest Laps Sequence**

<i>Practice Time</i>	 <i>Rider</i>	<i>Nation</i>	<i>Motorcycle</i>	<i>Time</i>	<i>Km/h</i>	<i>Rider's Lap</i>
5'19.929	18 Manuel GONZALEZ	SPA	KALEX	2'36.022	136.1	2
5'37.118	23 Taiga HADA	JPN	KALEX	2'34.802	137.2	2
5'42.206	33 Rory SKINNER	GBR	KALEX	2'34.268	137.6	2
6'05.815	14 Tony ARBOLINO	ITA	KALEX	2'31.714	140.0	2
9'47.000	37 Pedro ACOSTA	SPA	KALEX	2'31.157	140.5	3
9'59.359	96 Jake DIXON	GBR	KALEX	2'30.453	141.1	3
10'42.958	33 Rory SKINNER	GBR	KALEX	2'29.328	142.2	4
11'02.809	14 Tony ARBOLINO	ITA	KALEX	2'27.694	143.8	4
11'03.590	11 Sergio GARCIA	SPA	KALEX	2'27.522	143.9	4
12'26.456	96 Jake DIXON	GBR	KALEX	2'27.097	144.3	4
13'29.336	11 Sergio GARCIA	SPA	KALEX	2'25.746	145.7	5
15'55.259	14 Tony ARBOLINO	ITA	KALEX	2'25.526	145.9	6
17'16.913	96 Jake DIXON	GBR	KALEX	2'25.165	146.3	6
18'19.651	14 Tony ARBOLINO	ITA	KALEX	2'24.392	147.0	7
20'43.459	14 Tony ARBOLINO	ITA	KALEX	2'23.808	147.6	8
22'05.028	96 Jake DIXON	GBR	KALEX	2'23.199	148.3	8
24'27.437	96 Jake DIXON	GBR	KALEX	2'22.409	149.1	9
26'49.536	96 Jake DIXON	GBR	KALEX	2'22.099	149.4	10

These data/results cannot be reproduced, stored and/or transmitted in whole or in part by any manner of electronic, mechanical, photocopying, recording, broadcasting or otherwise now known or herein after developed without the previous express consent by the copyright owner, except for reproduction in daily press and regular printed publications on sale to the public within 60 days of the event related to those data/results and always provided that copyright symbol appears together as follows below.

© DORNA, 2023

Official MotoGP Timing by TISSOT
www.motogp.com

Silverstone, Saturday, August 05, 2023