


5900 m.

MONSTER ENERGY BRITISH GRAND PRIX

Practice Nr. 2

Classification

6

	Rider	Nation	Team	Motorcycle	Time	Lap Total	Gap	Top Speed
1	40 Aron CANET	SPA	Pons Wegow Los40	KALEX	2'04.357	10 11		279.7
2	21 Alonso LOPEZ	SPA	Beta Tools SpeedUp	BOSCOSCURO	2'04.420	12 15	0.063 0.063	280.5
3	54 Fermín ALDEGUER	SPA	Beta Tools SpeedUp	BOSCOSCURO	2'04.494	11 16	0.137 0.074	275.5
4	37 Pedro ACOSTA	SPA	Red Bull KTM Ajo	KALEX	2'04.752	5 15	0.395 0.258	283.4
5	79 Ai OGURA	JPN	IDEMITSU Honda Team Asia	KALEX	2'05.108	13 16	0.751 0.356	277.6
6	96 Jake DIXON	GBR	Tensite GASGAS Aspar Team	KALEX	2'05.114	5 13	0.757 0.006	277.6
7	16 Joe ROBERTS	USA	Italtrans Racing Team	KALEX	2'05.178	16 16	0.821 0.064	279.7
8	75 Albert ARENAS	SPA	Red Bull KTM Ajo	KALEX	2'05.211	8 15	0.854 0.033	279.0
9	22 Sam LOWES	GBR	Elf Marc VDS Racing Team	KALEX	2'05.264	15 15	0.907 0.053	274.8
10	35 Somkiat CHANTRA	THA	IDEMITSU Honda Team Asia	KALEX	2'05.266	16 16	0.909 0.002	279.0
11	11 Sergio GARCIA	SPA	Pons Wegow Los40	KALEX	2'05.371	16 16	1.014 0.105	278.3
12	18 Manuel GONZALEZ	SPA	Correos Prepago Yamaha VR46 M	KALEX	2'05.432	13 16	1.075 0.061	277.6
13	13 Celestino VIETTI	ITA	Fantic Racing	KALEX	2'05.463	5 15	1.106 0.031	279.7
14	12 Filip SALAC	CZE	QJMOTOR Gresini Moto2	KALEX	2'05.638	12 16	1.281 0.175	280.5
15	14 Tony ARBOLINO	ITA	Elf Marc VDS Racing Team	KALEX	2'05.745	12 15	1.388 0.107	278.3
16	64 Bo BENDSNEYDER	NED	Pertamina Mandalika SAG Team	KALEX	2'05.780	13 14	1.423 0.035	271.3
17	7 Barry BALTUS	BEL	Fieten Olie Racing GP	KALEX	2'05.832	6 15	1.475 0.052	272.7
18	15 Darryn BINDER	RSA	Liqui Moly Husqvarna Intact GP	KALEX	2'05.996	14 14	1.639 0.164	281.2
19	71 Dennis FOGGIA	ITA	Italtrans Racing Team	KALEX	2'06.095	12 16	1.738 0.099	279.7
20	52 Jeremy ALCOBA	SPA	QJMOTOR Gresini Moto2	KALEX	2'06.160	11 14	1.803 0.065	272.7
21	28 Izan GUEVARA	SPA	Tensite GASGAS Aspar Team	KALEX	2'06.167	10 11	1.810 0.007	279.0
22	72 Borja GOMEZ	SPA	Fantic Racing	KALEX	2'06.736	12 12	2.379 0.569	276.9
23	84 Zonta VD GOORBERGH	NED	Fieten Olie Racing GP	KALEX	2'06.759	12 17	2.402 0.023	275.5
24	3 Lukas TULOVIC	GER	Liqui Moly Husqvarna Intact GP	KALEX	2'06.809	15 15	2.452 0.050	277.6
25	24 Marcos RAMIREZ	SPA	Forward Team	FORWARD	2'06.977	11 15	2.620 0.168	277.6
26	33 Rory SKINNER	GBR	OnlyFans American Racing	KALEX	2'07.456	10 13	3.099 0.479	276.2
27	17 Alex ESCRIG	SPA	Forward Team	FORWARD	2'08.149	6 13	3.792 0.693	276.9
28	23 Taiga HADA	JPN	Pertamina Mandalika SAG Team	KALEX	2'08.293	14 14	3.936 0.144	270.0
29	5 Kohta NOZANE	JPN	Correos Prepago Yamaha VR46 M	KALEX	2'09.000	13 15	4.643 0.707	268.6

Practice condition: Dry

Air: 17°

Humidity: 79%

Ground: 26°

Fastest Lap:	Lap: 10	Aron CANET	2'04.357	170.7 Km/h
Best Race Lap:	2021	Jorge NAVARRO	2'04.312	170.8 Km/h
All Time Lap Record:	2021	Marco BEZZECCHI	2'03.988	171.3 Km/h

The results are provisional until the end of the limit for protest and appeals.

Time limit for protest expires 30' after publication of the results - Time:

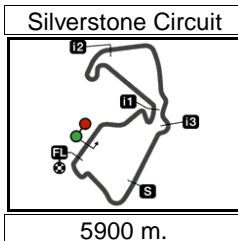
These data/results cannot be reproduced, stored and/or transmitted in whole or in part by any manner of electronic, mechanical, photocopying, recording, broadcasting or otherwise now known or herein after developed without the previous express consent by the copyright owner, except for reproduction in daily press and regular printed publications on sale to the public within 60 days of the event related to those data/results and always provided that copyright symbol appears together as follows below.

© DORNA, 2023

Official MotoGP Timing by TISSOT
www.motogp.com

Silverstone, Friday, August 04, 2023



Results and timing service provided by TISSOT

Moto2™

MONSTER ENERGY BRITISH GRAND PRIX

Practice Nr. 2

Combined Practice Times

7

Rider	Nation	Team	MOTORCYCLE	P1	P2	Gap
1 40 A.CANET	SPA	Pons Wegow Los40	KALEX	2'05.754 11	2'04.357 10	
2 21 A.LOPEZ	SPA	Beta Tools SpeedUp	BOSCOSCURO	2'06.310 16	2'04.420 12	0.063 0.063
3 54 F.ALDEGUER	SPA	Beta Tools SpeedUp	BOSCOSCURO	2'06.487 10	2'04.494 11	0.137 0.074
4 37 P.ACOSTA	SPA	Red Bull KTM Ajo	KALEX	2'05.399 13	2'04.752 5	0.395 0.258
5 79 A.OGURA	JPN	IDEMITSU Honda Team Asia	KALEX	2'05.646 15	2'05.108 13	0.751 0.356
6 96 J.DIXON	GBR	Tensite GASGAS Aspar Team	KALEX	2'05.869 12	2'05.114 5	0.757 0.006
7 16 J.ROBERTS	USA	Italtrans Racing Team	KALEX	2'06.027 15	2'05.178 16	0.821 0.064
8 75 A.ARENAS	SPA	Red Bull KTM Ajo	KALEX	2'05.849 13	2'05.211 8	0.854 0.033
9 22 S.LOWES	GBR	Elf Marc VDS Racing Team	KALEX	2'05.982 17	2'05.264 15	0.907 0.053
10 35 S.CHANTRA	THA	IDEMITSU Honda Team Asia	KALEX	2'05.415 18	2'05.266 16	0.909 0.002
11 11 S.GARCIA	SPA	Pons Wegow Los40	KALEX	2'06.703 16	2'05.371 16	1.014 0.105
12 18 M.GONZALEZ	SPA	Correos Prepago Yamaha VR46 MasterCamp	KALEX	2'05.532 15	2'05.432 13	1.075 0.061
13 13 C.VIETTI	ITA	Fantic Racing	KALEX	2'06.987 15	2'05.463 5	1.106 0.031
14 12 F.SALAC	CZE	QJMOTOR Gresini Moto2	KALEX	2'06.674 13	2'05.638 12	1.281 0.175
15 14 T.ARBOLINO	ITA	Elf Marc VDS Racing Team	KALEX	2'06.344 14	2'05.745 12	1.388 0.107
16 64 B.BENDSNEYDE	NED	Pertamina Mandalika SAG Team	KALEX	2'07.012 16	2'05.780 13	1.423 0.035
17 7 B.BALTUS	BEL	Fieten Olie Racing GP	KALEX	2'06.922 14	2'05.832 6	1.475 0.052
18 15 D.BINDER	RSA	Liqui Moly Husqvarna Intact GP	KALEX	2'07.228 10	2'05.996 14	1.639 0.164
19 71 D.FOGGIA	ITA	Italtrans Racing Team	KALEX	2'06.886 13	2'06.095 12	1.738 0.099
20 52 J.ALCOBA	SPA	QJMOTOR Gresini Moto2	KALEX	2'07.267 16	2'06.160 11	1.803 0.065
21 28 I.GUEVARA	SPA	Tensite GASGAS Aspar Team	KALEX	2'06.629 14	2'06.167 10	1.810 0.007
22 72 B.GOMEZ	SPA	Fantic Racing	KALEX	2'07.402 7	2'06.736 12	2.379 0.569
23 84 Z.VD GOORBERG	NED	Fieten Olie Racing GP	KALEX	2'07.817 16	2'06.759 12	2.402 0.023
24 3 L.TULOVIC	GER	Liqui Moly Husqvarna Intact GP	KALEX	2'08.307 9	2'06.809 15	2.452 0.050
25 24 M.RAMIREZ	SPA	Forward Team	FORWARD	2'07.486 12	2'06.977 11	2.620 0.168
26 33 R.SKINNER	GBR	OnlyFans American Racing	KALEX	2'07.835 15	2'07.456 10	3.099 0.479
27 17 A.ESCRIG	SPA	Forward Team	FORWARD	2'09.681 5	2'08.149 6	3.792 0.693
28 23 T.HADA	JPN	Pertamina Mandalika SAG Team	KALEX	2'11.100 8	2'08.293 14	3.936 0.144
29 5 K.NOZANE	JPN	Correos Prepago Yamaha VR46 MasterCamp	KALEX	2'11.125 15	2'09.000 13	4.643 0.707

Pole Position Record:	2021	Marco BEZZECCHI	2'03.988	171.3 Km/h
Best Race Lap:	2021	Jorge NAVARRO	2'04.312	170.8 Km/h
All Time Lap Record:	2021	Marco BEZZECCHI	2'03.988	171.3 Km/h

The results are provisional until the end of the limit for protest and appeals.

Time limit for protest expires 60' after publication of the results - Time:

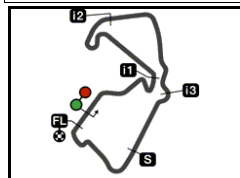
These data/results cannot be reproduced, stored and/or transmitted in whole or in part by any manner of electronic, mechanical, photocopying, recording, broadcasting or otherwise now known or herein after developed without the previous express consent by the copyright owner, except for reproduction in daily press and regular printed publications on sale to the public within 60 days of the event related to those data/results and always provided that copyright symbol appears together as follows below.

© DORNA, 2023

Official MotoGP Timing by TISSOT
www.motogp.com

Silverstone, Friday, August 04, 2023





5900 m.

MONSTER ENERGY BRITISH GRAND PRIX

Practice Nr. 2

Top Speed & Average

8



Rider	Nation	Motorcycle	Top 5 speeds					Average	Top
37 Pedro ACOSTA	SPA	KALEX	283.4	282.7	280.5	280.5	279.7	281.1	283.4
15 Darryn BINDER	RSA	KALEX	281.2	278.3	277.6	277.6	276.2	277.9	281.2
12 Filip SALAC	CZE	KALEX	280.5	278.3	277.6	276.9	276.9	277.9	280.5
21 Alonso LOPEZ	SPA	BOSCOSCURO	280.5	279.7	278.3	277.6	276.9	278.6	280.5
13 Celestino VIETTI	ITA	KALEX	279.7	279.7	278.3	278.3	276.2	278.1	279.7
16 Joe ROBERTS	USA	KALEX	279.7	274.8	274.8	274.1	274.1	275.5	279.7
40 Aron CANET	SPA	KALEX	279.7	277.6	276.2	276.2	275.5	276.8	279.7
71 Dennis FOGGIA	ITA	KALEX	279.7	278.3	277.6	276.9	276.9	277.9	279.7
28 Izan GUEVARA	SPA	KALEX	279.0	278.3	277.6	275.5	274.8	276.4	279.0
35 Somkiat CHANTRA	THA	KALEX	279.0	277.6	276.2	276.2	276.2	276.9	279.0
75 Albert ARENAS	SPA	KALEX	279.0	277.6	276.2	276.2	276.2	277.0	279.0
11 Sergio GARCIA	SPA	KALEX	278.3	276.9	275.5	274.8	274.8	275.5	278.3
14 Tony ARBOLINO	ITA	KALEX	278.3	277.6	276.9	276.9	276.9	277.3	278.3
3 Lukas TULOVIC	GER	KALEX	277.6	274.8	273.4	273.4	273.4	274.5	277.6
18 Manuel GONZALEZ	SPA	KALEX	277.6	277.6	276.2	276.2	274.8	275.9	277.6
24 Marcos RAMIREZ	SPA	FORWARD	277.6	277.6	277.6	276.2	276.2	277.0	277.6
79 Ai OGURA	JPN	KALEX	277.6	273.4	272.7	272.0	272.0	273.0	277.6
96 Jake DIXON	GBR	KALEX	277.6	277.6	275.5	275.5	275.5	276.3	277.6
17 Alex ESCRIG	SPA	FORWARD	276.9	276.9	276.2	276.2	275.5	276.1	276.9
72 Borja GOMEZ	SPA	KALEX	276.9	276.2	276.2	274.8	274.8	275.8	276.9
33 Rory SKINNER	GBR	KALEX	276.2	274.1	273.4	272.7	272.7	273.6	276.2
54 Fermín ALDEGUER	SPA	BOSCOSCURO	275.5	275.5	275.5	275.5	275.5	275.5	275.5
84 Zonta VD GOORBERGH	NED	KALEX	275.5	274.8	274.1	274.1	273.4	274.4	275.5
22 Sam LOWES	GBR	KALEX	274.8	274.1	274.1	274.1	274.1	274.2	274.8
7 Barry BALTUS	BEL	KALEX	272.7	272.7	272.0	272.0	271.3	272.0	272.7
52 Jeremy ALCOBA	SPA	KALEX	272.7	272.7	272.0	272.0	270.6	271.8	272.7
64 Bo BENDSNEYDER	NED	KALEX	271.3	271.3	271.3	270.6	270.0	270.6	271.3
23 Taiga HADA	JPN	KALEX	270.0	269.3	269.3	268.6	268.6	269.2	270.0
5 Kohta NOZANE	JPN	KALEX	268.6	267.3	267.3	267.3	266.6	267.4	268.6

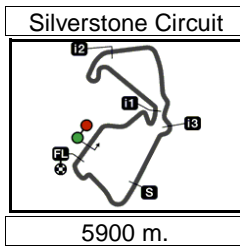
These data/results cannot be reproduced, stored and/or transmitted in whole or in part by any manner of electronic, mechanical, photocopying, recording, broadcasting or otherwise now known or herein after developed without the previous express consent by the copyright owner, except for reproduction in daily press and regular printed publications on sale to the public within 60 days of the event related to those data/results and always provided that copyright symbol appears together as follows below.

© DORNA, 2023

Official MotoGP Timing by TISSOT
www.motogp.com



Silverstone, Friday, August 04, 2023



MONSTER ENERGY BRITISH GRAND PRIX

Practice Nr. 2

Chronological Analysis of Performances

9

* Lap / Sector time cancelled T1 Time from finish line to 1st intermediate T3 Time from 2nd intermed. to 3rd intermed.
P Crossing the finish line in pit lane T2 Time from 1st intermed. to 2nd intermed. T4 Time from 3rd intermediate to finish line

Lap	Lap Time	T1	T2	T3	T4	Speed	Lap	Lap Time	T1	T2	T3	T4	Speed							
1st 40 Aron CANET Pons Wegow Los40 SPA Runs=2 Total laps=11 Full laps=7 Valid laps=6							13	8'36.335	21.447	32.253	24.490	41.019	275.5	14	2'05.409	28.520	31.733	24.366	40.790	275.5
1	3'08.666	23.195	32.967	24.848	40.960	274.1	15	2'07.814 *	28.502	33.054	25.074*	41.184	274.1							
2	2'05.837	28.669	31.917	24.515	40.736	275.5	16	2'04.857	28.499	31.633	24.319	40.406	275.5							
3	2'05.413	28.471	31.865	24.447	40.630	274.8	4th 37 Pedro ACOSTA Red Bull KTM Ajo SPA Runs=2 Total laps=15 Full laps=12 Valid laps=8													
4	2'09.123	31.789	32.009	24.436	40.889	276.2	1	3'08.029	23.103	32.726	24.910	40.950	275.5							
5	2'04.906	28.419	31.595	24.219	40.673	277.6	2	2'05.616	28.929	31.775	24.433	40.479	277.6							
6	2'06.287	28.940	31.858	24.449	41.040	274.8	3	2'05.183	28.421	31.760	24.278	40.724	276.9							
7	2'05.469 *	28.512	31.736	24.522	40.699*	275.5	4	2'05.636 *	28.549	32.208*	24.386	40.493	277.6							
8	2'23.524 P	32.287	32.389	24.979	53.869	272.0	5	2'04.752	28.374	31.705	24.255	40.418	279.0							
9	13'12.680 *	21.832	32.036	24.347	40.107*	274.1	6	2'05.418	28.487	31.618	24.237	41.076	283.4							
10	2'04.357	28.305	31.534	24.117	40.401	279.7	7	2'05.418 *	28.717	31.693	24.135	40.873*	280.5							
11	2'12.206 P	28.263	31.554	24.312	48.077	276.2	8	2'04.857	28.660	31.681	24.156	40.360	279.7							
2nd 21 Alonso LOPEZ Beta Tools SpeedUp SPA Runs=3 Total laps=15 Full laps=10 Valid laps=6							9	2'04.830	28.442	31.570	24.424	40.394	278.3							
1	2'12.212	21.840	33.011	25.057	41.410	270.6	10	2'21.923 P	34.436	33.968	25.692	47.827	257.7							
2	2'05.875	28.722	31.901	24.588	40.664	272.0	11	11'01.938	22.910	35.549	24.451	40.961	277.6							
3	2'05.725	28.452	31.841	24.677	40.755	274.1	12	2'07.619	28.425	33.739	24.417	41.038	282.7							
4	2'08.040 *	29.499	32.812	25.403	40.326*	273.4	13	2'04.424 *	28.37*	31.625	24.180	40.243	280.5							
5	2'05.361	28.405	31.800	24.500	40.656	272.0	14	2'09.730 *	32.67*	32.146	24.451*	40.460	278.3							
6	2'12.816 *	30.398	33.699	26.193	42.526*	204.5	15	2'04.971	28.532	31.743	24.344	40.352	279.7							
7	2'20.322 P	31.731	32.980	25.511	50.100	270.6	5th 79 Ai OGURA IDEMITSU Honda Tea JPN Runs=2 Total laps=16 Full laps=13 Valid laps=10													
8	8'32.245	22.606	32.370	24.649	40.886	274.1	1	2'51.982	24.053	33.673	25.938	41.503	270.6							
9	2'05.143	28.421	31.747	24.476	40.499	273.4	2	2'07.373	29.309	32.225	24.833	41.006	271.3							
10	2'14.754 P	29.576	32.610	26.915	45.653	270.6	3	2'06.271	28.641	31.867	24.967	40.796	272.7							
11	5'11.667 *	21.110	35.220	24.626	40.547*	278.3	4	2'05.912	28.617	31.867	24.705	40.723	272.0							
12	2'04.420	28.148	31.551	24.455	40.266	277.6	5	2'05.754	28.612	31.783	24.663	40.696	272.0							
13	2'10.128 *	29.86*	33.204	24.699	42.362	280.5	6	2'05.463	28.562	31.653	24.661	40.587	273.4							
14	2'07.073 *	29.96*	31.927	24.808	40.377	276.9	7	2'06.987 *	28.568	32.364	24.765	41.290*	270.6							
15	2'04.768	28.418	31.667	24.405	40.278	279.7	8	2'15.230 P	28.672	31.761	24.575	50.222	230.2							
3rd 54 Fermín ALDEGUER Beta Tools SpeedUp SPA Runs=2 Total laps=16 Full laps=13 Valid laps=12							9	9'24.541 *	24.510	33.517	25.375	41.359*	270.0							
1	2'19.558	22.362	33.011	25.150	40.893	274.1	10	2'06.297 *	28.89*	31.940	24.705	40.753	271.3							
2	2'05.537	28.705	31.747	24.473	40.612	274.8	11	2'05.209	28.418	31.710	24.494	40.587	272.0							
3	2'05.302	28.440	31.766	24.433	40.663	274.8	12	2'05.665	28.449	31.690	24.477	41.049	272.0							
4	2'05.185	28.631	31.745	24.430	40.379	273.4	13	2'05.108	28.262	31.654	24.543	40.649	272.0							
5	2'04.817	28.485	31.578	24.358	40.396	271.3	14	2'07.997	29.558	32.226	25.096	41.117	271.3							
6	2'08.786	31.546	31.889	24.496	40.855	274.1	15	2'06.947 *	28.540	32.146*	25.066	41.195	269.3							
7	2'05.013	28.423	31.714	24.349	40.527	275.5	16	2'05.968	28.454	31.839	24.645	41.030	277.6							
8	2'04.952	28.356	31.703	24.392	40.501	274.8	6th 96 Jake DIXON Tensite GASGAS Asp GBR Runs=2 Total laps=13 Full laps=10 Valid laps=7													
9	2'04.766	28.456	31.738	24.255	40.317	274.8	1	3'09.208	23.141	33.349	24.971	41.119	275.5							
10	2'04.602	28.430	31.656	24.297	40.219	275.5	2	2'05.672	28.822	31.752	24.471	40.627	277.6							
11	2'04.494	28.394	31.602	24.230	40.268	274.1														
12	2'18.961 P	30.260	32.896	26.283	49.522	269.3														

Fastest Lap: Aron CANET Pons Wegow Los40 SPA **2'04.357** 28.305 31.534 24.117 40.401

These data/results cannot be reproduced, stored and/or transmitted in whole or in part by any manner of electronic, mechanical, photocopying, recording, broadcasting or otherwise now known or herein after developed without the previous express consent by the copyright owner, except for reproduction in daily press and regular printed publications on sale to the public within 60 days of the event related to those data/results and always provided that copyright symbol appears together as follows below.
© DORNA, 2023



Practice Nr. 2

Moto2

Lap	Lap Time	T1	T2	T3	T4	Speed	Lap	Lap Time	T1	T2	T3	T4	Speed
3	2'05.314	28.461	31.753	24.473	40.627	275.5	6	2'06.184	28.697	32.029	24.551	40.907	272.7
4	2'05.743	28.556	31.732	24.628	40.827	271.3	7	2'06.125 *	28.705	31.935	24.509	40.976*	274.1
5	2'05.114	28.464	31.571	24.574	40.505	273.4	8	2'22.305 P	30.128	32.786	25.175	54.216	270.6
6	2'05.282	28.438	31.682	24.600	40.562	273.4	9	10'38.108	27.670	32.727	24.830	41.074	272.7
7	2'20.087 P	30.556	37.761	25.933	45.837	216.8	10	2'05.993	28.893	31.813	24.439	40.848	273.4
8	14'13.965	22.632	32.542	24.805	53.834	272.0	11	2'05.581	28.615	31.744	24.434	40.788	274.1
9	2'11.067	33.525	32.080	24.561	40.901	274.1	12	2'05.452	28.510	31.697	24.540	40.705	274.1
10	2'06.224 *	28.509	32.458*	24.660	40.597	277.6	13	2'05.443 *	28.44*	31.896	24.412	40.689	274.8
11	2'06.306 *	28.57*	32.187	24.889	40.654	275.5	14	2'05.417 *	28.69*	31.704	24.391	40.632	273.4
12	2'05.285 *	28.61*	31.694	24.507	40.468	272.7	15	2'05.264	28.456	31.750	24.420	40.638	274.1
13	2'05.156	28.369	31.735	24.444	40.608	273.4							

7th 16 Joe ROBERTS Italtrans Racing Team USA

Runs=2 Total laps=16 Full laps=13 Valid laps=11

1	3'14.358	24.944	34.681	25.376	41.535	273.4
2	2'07.908	29.025	32.694	24.967	41.222	273.4
3	2'08.256	28.845	33.291	24.965	41.155	270.6
4	2'06.461	28.688	32.058	24.746	40.969	271.3
5	2'05.976	28.561	31.990	24.608	40.817	273.4
6	2'06.512	28.611	32.032	24.730	41.139	269.3
7	2'09.006 *	28.774	32.362	25.708	42.162*	270.0
8	2'07.223	28.869	32.317	25.042	40.995	272.7
9	2'13.415 P	28.765	32.484	25.400	46.766	268.6
10	8'47.931	26.864	33.300	24.843	42.244	273.4
11	2'05.341	28.502	31.874	24.483	40.482	274.8
12	2'05.188	28.329	31.815	24.488	40.556	279.7
13	2'10.834	28.975	36.273	24.757	40.829	274.1
14	2'06.351 *	28.74*	32.187	24.500	40.915	274.8
15	2'07.391	29.678	32.245	24.714	40.754	272.7
16	2'05.178	28.415	31.851	24.446	40.466	274.1

8th 75 Albert ARENAS Red Bull KTM Ajo SPA

Runs=2 Total laps=15 Full laps=12 Valid laps=9

1	3'10.308	24.000	33.232	25.277	41.236	273.4
2	2'06.138	28.694	31.989	24.699	40.756	276.2
3	2'05.622	28.531	32.012	24.542	40.537	279.0
4	2'05.886	28.596	31.966	24.716	40.608	273.4
5	2'05.313	28.592	31.807	24.526	40.388	275.5
6	2'05.870	28.476	31.791	24.804	40.799	274.8
7	2'09.718 *	30.302	33.215	25.578	40.623*	276.2
8	2'05.211	28.453	31.647	24.725	40.386	275.5
9	2'05.744	28.492	31.805	24.805	40.642	275.5
10	2'16.502 P	31.244	35.246	26.161	43.851	267.3
11	10'55.739	22.592	33.226	24.959	40.968	274.8
12	2'06.253	28.630	32.144	24.788	40.691	272.7
13	2'08.536 *	30.41*	32.799	24.634	40.684	277.6
14	2'05.594 *	28.55*	31.714	24.608	40.721	274.1
15	2'05.406	28.429	31.766	24.713	40.498	276.2

9th 22 Sam LOWES Elf Marc VDS Racing GBR

Runs=2 Total laps=15 Full laps=12 Valid laps=9

1	3'23.903	24.321	33.655	25.371	41.809	270.0
2	2'06.847	29.152	32.190	24.575	40.930	271.3
3	2'06.411	28.791	31.990	24.653	40.977	273.4
4	2'06.965	28.821	32.025	24.591	41.528	273.4
5	2'06.666	29.250	31.829	24.723	40.864	273.4

10th 35 Somkiat CHANTRA IDEMITSU Honda Tea THA

Runs=2 Total laps=16 Full laps=13 Valid laps=11

1	2'59.405	24.021	33.431	25.497	41.023	273.4
2	2'06.483	28.934	32.063	24.868	40.618	273.4
3	2'06.257	28.696	31.913	24.906	40.742	276.2
4	2'05.774	28.710	31.895	24.696	40.473	275.5
5	2'06.804	28.840	32.051	25.106	40.807	279.0
6	2'05.757	28.689	31.914	24.678	40.476	274.8
7	2'09.217 P	28.641	31.952	24.806	43.818	276.2
8	8'10.723	23.435	33.005	25.268	41.126	273.4
9	2'06.420	28.838	32.212	24.842	40.528	274.8
10	2'05.462	28.653	31.799	24.772	40.238	276.2
11	2'08.832	29.392	32.477	25.067	41.896	270.6
12	2'08.651	28.905	31.918	24.869	42.959	237.8
13	2'06.598	28.798	32.349	24.673	40.778	274.8
14	2'08.886 *	29.52*	32.357	24.943	42.060	235.8
15	2'06.095 *	28.93*	32.025	24.596	40.537	277.6
16	2'05.266	28.711	31.770	24.463	40.322	276.2

11th 11 Sergio GARCIA Pons Wegow Los40 SPA

Runs=2 Total laps=16 Full laps=13 Valid laps=12

1	2'29.087	22.325	32.939	25.359	48.295	222.2
2	2'07.447	29.182	32.308	24.803	41.154	274.8
3	2'07.207	28.969	32.135	25.016	41.087	274.8
4	2'07.374	29.112	32.443	24.705	41.114	274.8
5	2'06.574	28.812	32.040	24.797	40.925	276.9
6	2'08.099	28.772	32.090	25.152	42.085	266.6
7	2'07.143	28.879	32.230	24.787	41.247	272.0
8	2'15.192	28.878	32.158	27.278	46.878	252.3
9	2'06.436	28.791	31.991	24.733	40.921	274.8
10	2'12.307 P	28.900	32.351	25.183	45.873	264.0
11	8'12.829	24.826	32.502	24.771	42.929	274.8
12	2'06.089	28.850	31.834	24.510	40.895	274.1
13	2'09.637	28.927	32.324	27.536	40.850	274.1
14	2'19.158	35.323	37.851	24.921	41.063	278.3
15	2'05.778 *	28.73*	31.841	24.503	40.702	275.5
16	2'05.371	28.541	31.714	24.465	40.651	274.8

12th 18 Manuel GONZALEZ Correos Prepagó Yam SPA

Runs=2 Total laps=16 Full laps=13 Valid laps=8

1	2'48.849	22.097	32.526	24.870	40.899	273.4
2	2'09.095	29.040	32.279	24.544	43.232	274.8
3	2'05.946	28.693	32.038	24.579	40.636	274.1
4	2'05.859	28.611	32.064	24.476	40.708	274.1
5	2'05.832 *	28.612	32.100*	24.480	40.640	274.8

Fastest Lap: Aron CANET Pons Wegow Los40 SPA **2'04.357** 28.305 31.534 24.117 40.401

These data/results cannot be reproduced, stored and/or transmitted in whole or in part by any manner of electronic, mechanical, photocopying, recording, broadcasting or otherwise now known or herein after developed without the previous express consent by the copyright owner, except for reproduction in daily press and regular printed publications on sale to the public within 60 days of the event related to those data/results and always provided that copyright symbol appears together as follows below.
© DORNA, 2023

Practice Nr. 2

Moto2

Lap	Lap Time	T1	T2	T3	T4	Speed	Lap	Lap Time	T1	T2	T3	T4	Speed
6	2'05.635	28.535	31.976	24.502	40.622	274.8	6	2'06.086	28.744	31.974	24.626	40.742	276.2
7	2'09.739 *	31.533	33.027	24.971	40.208*	276.2	7	2'05.559 *	28.667	31.801	24.565	40.526*	278.3
8	2'05.465	28.666	31.867	24.382	40.550	276.2	8	2'15.560 P	30.181	32.168	25.234	47.977	274.1
9	2'09.917 P	29.178	32.857	25.284	42.598	271.3	9	9'30.116	22.336	32.766	25.060	41.290	274.1
10	8'16.568 *	21.361	32.238	26.839*	44.174	271.3	10	2'05.974	28.710	31.858	24.502	40.904	276.9
11	2'08.566	28.874	32.544	25.138	42.010	266.6	11	2'05.786	28.693	31.895	24.528	40.670	275.5
12	2'11.064	28.698	31.999	24.797	45.570	169.8	12	2'05.745	28.594	31.930	24.617	40.604	276.9
13	2'05.432	28.446	31.906	24.368	40.712	277.6	13	2'06.550	28.605	32.057	24.620	41.268	276.2
14	2'06.293 *	28.87*	32.128	24.749	40.540	277.6	14	2'08.341 *	28.689	31.992	25.924	41.736*	274.1
15	2'05.485 *	28.69*	31.858	24.431	40.502	274.1	15	2'05.952	28.586	32.059	24.601	40.706	276.2
16	2'05.071 *	28.523	31.689	24.444	40.415*	274.8							

13th **13** Celestino VIETTI Fantic Racing ITA

Runs=2 Total laps=15 Full laps=12 Valid laps=8

1	3'09.763	23.333	33.151	25.106	41.152	278.3
2	2'06.042	28.919	31.795	24.558	40.770	278.3
3	2'06.469	28.731	32.009	24.598	41.131	276.2
4	2'05.821	28.751	31.826	24.646	40.598	275.5
5	2'05.463	28.632	31.728	24.571	40.532	279.7
6	2'05.689	28.643	31.708	24.550	40.788	279.7
7	2'08.364 *	30.618	32.061	24.762	40.923*	276.2
8	2'05.955	28.750	31.948	24.605	40.652	275.5
9	2'26.720 P	36.680	33.266	29.660*	47.114	257.7
10	10'19.047	22.941	32.457	24.846	41.006	273.4
11	2'05.906	28.730	32.000	24.521	40.655	274.8
12	2'05.666	28.593	32.015	24.452	40.606	273.4
13	2'05.627 *	28.65*	31.875	24.560	40.539	274.8
14	2'05.828 *	28.57*	31.878	24.463	40.917	274.1
15	2'05.514 *	28.478	31.981*	24.560	40.495	274.8

14th **12** Filip SALAC QJMOTOR Gresini M CZE

Runs=2 Total laps=16 Full laps=13 Valid laps=9

1	2'50.528	24.811	35.712	25.361	41.539	273.4
2	2'12.314 *	28.897	32.810	28.645*	41.962	273.4
3	2'07.118	29.050	32.309	24.764	40.995	275.5
4	2'06.926	28.872	32.185	24.779	41.090	276.9
5	2'07.310	29.013	32.220	24.924	41.153	274.1
6	2'06.962	28.898	32.188	24.926	40.950	277.6
7	2'06.302 *	28.802	32.060	24.601	40.839*	276.2
8	2'06.474	28.758	32.177	24.791	40.748	275.5
9	2'06.377	28.820	32.116	24.824	40.617	276.9
10	2'18.736 P	30.127	33.298	25.976	49.335	272.7
11	8'30.733	27.930	34.848	25.285	41.228	275.5
12	2'05.638	28.568	31.935	24.516	40.619	280.5
13	2'06.476	28.854	32.258	24.707	40.657	276.9
14	2'06.344 *	28.88*	32.025	25.278*	40.160*	278.3
15	2'07.406 *	28.77*	32.378	25.102	41.156	274.1
16	2'05.788	28.563	32.094	24.630	40.501	274.8

15th **14** Tony ARBOLINO Elf Marc VDS Racing ITA

Runs=2 Total laps=15 Full laps=12 Valid laps=9

1	3'13.095	23.680	33.029	25.039	41.066	274.8
2	2'06.176	28.919	31.983	24.584	40.690	276.2
3	2'05.879	28.759	31.951	24.607	40.562	276.2
4	2'05.394 *	28.807	31.902	24.756	39.929*	276.9
5	2'06.185	28.656	31.933	24.518	41.078	277.6

16th **64** Bo BENDSNEYDER Pertamina Mandalika NED

Runs=2 Total laps=14 Full laps=11 Valid laps=10

1	2'20.601 *	23.163	33.605	25.499	41.320*	270.0
2	2'08.275	29.320	32.607	24.932	41.416	268.6
3	2'09.094	28.973	33.722	25.127	41.272	268.6
4	2'07.515	29.031	32.491	24.931	41.062	268.6
5	2'07.301	28.957	32.393	24.819	41.132	269.3
6	2'06.940	28.817	32.369	24.729	41.025	270.0
7	2'06.924	28.918	32.274	24.786	40.946	269.3
8	2'06.829	28.928	32.190	24.759	40.952	270.0
9	2'06.708	28.771	32.213	24.716	41.008	269.3
10	2'24.204 P	30.503	34.380	26.288	53.033	267.3
11	7'56.039 *	23.492	33.665	24.772	40.282*	271.3
12	2'06.092	28.944	31.940	24.472	40.736	270.6
13	2'05.780	28.660	31.889	24.555	40.676	271.3
14	2'15.557 *	31.901	38.242	24.899	40.515*	271.3

17th **7** Barry BALTUS Fieten Olie Racing GP BEL

Runs=2 Total laps=15 Full laps=12 Valid laps=9

1	2'49.430	23.004	33.671	28.189	43.950	240.0
2	2'07.871	28.991	32.250	25.089	41.541	269.3
3	2'07.133	28.955	32.366	24.925	40.887	271.3
4	2'06.700	28.737	32.091	24.803	41.069	267.9
5	2'06.334	28.806	32.149	24.690	40.689	272.0
6	2'05.832	28.613	31.823	24.693	40.703	270.6
7	2'06.549 *	28.665	32.043	24.733	41.108*	271.3
8	2'08.141 P	28.770	31.933	24.555	42.883	270.0
9	11'26.932 *	24.632	32.951	24.764	41.493*	272.7
10	2'05.869	28.548	31.945	24.527	40.849	272.7
11	2'06.590	28.660	32.185	24.723	41.022	269.3
12	2'06.683	28.697	32.098	24.851	41.037	269.3
13	2'10.978 *	33.42*	32.249	24.694	40.609*	272.0
14	2'07.585 *	29.887	32.417*	24.969	40.312*	270.0
15	2'06.258	28.611	32.080	24.661	40.906	267.9

18th **15** Darryn BINDER Liqui Moly Husqvarna RSA

Runs=2 Total laps=14 Full laps=11 Valid laps=8

1	2'26.240	22.992	33.718	25.600	42.026	272.0
2	2'08.018	29.237	32.433	25.117	41.231	278.3
3	2'13.041	33.239	33.312	25.155	41.335	274.1
4	2'06.468	28.900	31.976	24.682	40.910	277.6
5	2'07.552	29.047	32.230	24.841	41.434	274.8
6	2'07.286	29.106	32.204	24.977	40.999	274.8
7	2'06.717	28.821	32.121	24.710	41.065	275.5
8	2'24.596 P	29.716	32.859	25.210	56.811	272.0

Fastest Lap: Aron CANET Pons Wegow Los40 SPA **2'04.357** 28.305 31.534 24.117 40.401

These data/results cannot be reproduced, stored and/or transmitted in whole or in part by any manner of electronic, mechanical, photocopying, recording, broadcasting or otherwise now known or herein after developed without the previous express consent by the copyright owner, except for reproduction in daily press and regular printed publications on sale to the public within 60 days of the event related to those data/results and always provided that copyright symbol appears together as follows below.
© DORNA, 2023

Practice Nr. 2

Moto2

Lap	Lap Time	T1	T2	T3	T4	Speed	Lap	Lap Time	T1	T2	T3	T4	Speed		
9	12'31.895	23.304	34.598	25.115	41.735	274.1	22nd 72	Borja GOMEZ	Fantic Racing				SPA		
10	2'06.507	28.766	<u>31.907</u>	24.725	41.109	271.3			Runs=2	Total laps=12	Full laps=9	Valid laps=6			
11	2'10.548 *	32.244	33.049	24.774	40.481*	276.2			1	2'29.675	22.553	32.890	25.731	43.959	276.2
12	2'06.611 *	28.85*	32.070	24.843	40.845	<u>281.2</u>			2	2'07.903	29.182	32.266	25.139	41.316	274.8
13	2'06.283 *	28.85*	32.161	24.653	<u>40.610</u>	277.6			3	2'07.917	29.099	32.148	25.015	41.655	276.2
14	2'05.996	<u>28.558</u>	32.011	<u>24.579</u>	40.848	276.2			4	2'07.314	28.972	32.158	25.001	41.183	274.1
									5	2'07.251	29.004	32.129	25.014	41.104	<u>276.9</u>
									6	<u>2'25.928</u> P	32.500	37.082	25.927	50.419	274.8
									7	17'19.047 *	22.439	34.997	25.821	42.315*	270.0
									8	2'10.804 *	30.792	33.258	25.330*	41.424	274.1
									9	2'07.121	<u>28.892</u>	32.150	25.158	40.921	274.1
									10	2'08.786 *	30.13*	32.213	25.197	41.246	272.7
									11	2'07.511 *	29.32*	32.181	<u>24.973</u>	41.029	273.4
									12	2'06.736	28.912	<u>31.980</u>	25.001	<u>40.843</u>	274.1
19th 71	Dennis FOGGIA	Italtrans Racing Team ITA					23rd 84	Zonta VD GOORBE	Fieten Olie Racing GP NED						
	Runs=2	Total laps=16	Full laps=13	Valid laps=9		Runs=2			Total laps=17	Full laps=14	Valid laps=11				
1	2'52.377	22.008	33.125	25.775	41.726	274.8			1	2'24.637	22.743	33.383	25.696	42.397	270.0
2	2'08.024	29.275	32.435	25.087	41.227	274.1			2	2'09.199	29.401	32.468	25.619	41.711	272.7
3	2'08.316	29.269	32.500	24.992	41.555	274.8			3	2'08.576	29.588	32.516	25.114	41.358	273.4
4	2'08.103	29.156	32.548	24.926	41.473	274.1			4	2'07.572	29.045	32.361	24.965	41.201	272.0
5	2'07.830	29.442	32.263	24.907	41.218	276.9			5	2'07.258	28.968	32.217	24.904	41.169	274.8
6	2'07.727	29.281	32.421	24.871	41.154	276.2			6	2'07.237	28.841	32.274	24.874	41.248	271.3
7	2'07.387 *	29.008	32.301	24.876	41.202*	275.5			7	2'14.309	28.953	35.392	28.365	41.599	272.7
8	2'07.541	29.164	32.189	24.768	41.420	274.8			8	2'08.077	29.009	32.387	25.026	41.655	272.7
9	2'18.259 P	29.847	33.254	25.617	49.541	271.3			9	2'17.499 P	<u>28.786</u>	38.524	26.185	44.004	264.7
10	9'02.019	26.129	33.387	24.843	42.433	277.6			10	7'09.453	24.109	33.878	25.614	41.910	270.0
11	2'06.681	28.778	32.083	24.675	41.145	275.5			11	2'10.150	29.926	34.125	25.057	<u>41.042</u>	274.1
12	2'06.095	<u>28.660</u>	<u>32.013</u>	<u>24.623</u>	<u>40.799</u>	278.3			12	2'06.759	28.830	<u>32.072</u>	<u>24.726</u>	41.131	272.7
13	2'08.465 *	28.900	33.864	24.787	40.914*	272.7			13	2'07.280	29.006	32.087	25.030	41.157	<u>275.5</u>
14	2'06.904 *	28.98*	32.169	24.870	40.882*	276.2			14	2'07.252 *	28.908	32.198	25.017*	41.129	274.1
15	2'09.763 *	31.841	32.358	24.967	40.597*	<u>279.7</u>	15	2'10.192 *	30.35*	32.833*	25.223	41.779	268.6		
16	2'07.653	28.815	32.289	24.791	41.758	276.9	16	2'08.493 *	29.693	32.711*	25.378	40.711*	272.7		
							17	2'07.585	29.106	32.266	24.914	41.299	272.0		
20th 52	Jeremy ALCOBA	QJMOTOR Gresini M SPA					24th 3	Lukas TULOVIC	Liqui Moly Husqvarna GER						
	Runs=2	Total laps=14	Full laps=11	Valid laps=9		Runs=2			Total laps=15	Full laps=12	Valid laps=8				
1	3'10.718	24.019	33.245	25.174	41.271	272.0			1	2'22.533	23.493	34.284	25.628	42.626	271.3
2	2'06.949	28.987	32.194	24.678	41.090	<u>272.7</u>			2	2'08.342	29.278	32.526	25.174	41.364	272.0
3	2'07.349	28.918	32.355	24.800	41.276	270.0			3	2'09.091	29.322	33.001	25.292	41.476	272.0
4	2'07.186	29.186	32.179	24.665	41.156	268.6			4	2'07.905	29.110	32.446	24.987	41.362	270.6
5	2'06.912	28.955	32.125	24.760	41.072	272.0			5	2'10.962 *	29.061	32.375	25.154	44.372*	253.5
6	2'07.070 *	28.917	32.633	24.974	40.546*	270.0			6	2'07.932	29.156	32.256	25.123	41.397	273.4
7	2'06.836 *	28.877	32.125	24.679	41.155*	269.3			7	2'08.016	29.115	32.454	25.123	41.324	272.0
8	2'07.069	28.895	32.372	24.814	40.988	270.0			8	2'10.879	30.705	32.642	25.216	42.316	272.7
9	2'21.075 P	28.972	34.699	26.675*	50.729	266.6			9	2'19.669 P	29.361	32.551	25.473	52.284	266.0
10	11'32.710	22.320	33.064	25.122	41.098	269.3			10	10'26.689	23.213	37.908	26.137	43.818	231.7
11	<u>2'06.160</u>	28.813	<u>32.004</u>	<u>24.634</u>	<u>40.709</u>	272.7			11	2'08.635 *	29.056	32.348	25.192	42.039*	229.2
12	2'06.424	28.736	32.116	24.685	40.887	270.6			12	2'07.642	<u>28.854</u>	32.364	25.101	41.323	273.4
13	2'06.254	<u>28.693</u>	32.106	24.640	40.815	270.6	13	2'07.495 *	29.01*	32.338	<u>24.827</u>	41.313	<u>277.6</u>		
14	2'06.913	28.851	32.042	24.695	41.325	267.9	14	2'06.966 *	28.93*	32.409	24.957	40.661*	274.8		
							15	2'06.809	28.925	<u>32.213</u>	24.828	<u>40.843</u>	273.4		
21st 28	Izan GUEVARA	Tensite GASGAS Asp SPA					25th 24	Marcos RAMIREZ	Forward Team SPA						
	Runs=2	Total laps=11	Full laps=8	Valid laps=8		Runs=2			Total laps=15	Full laps=12	Valid laps=9				
1	2'26.504	22.327	33.399	25.512	42.021	274.1			1	2'21.189	24.800	34.669	26.090	42.888	243.7
2	2'08.275	29.409	32.601	25.164	41.101	275.5									
3	2'13.379	32.974	33.285	25.134	41.986	274.8									
4	2'07.416	28.968	32.175	24.798	41.475	277.6									
5	2'07.308	28.930	32.189	24.927	41.262	273.4									
6	2'06.444	28.736	31.982	24.886	40.840	<u>279.0</u>									
7	2'06.431	28.808	32.007	24.829	<u>40.787</u>	274.8									
8	2'13.701 P	29.154	32.406	24.847	47.294	271.3									
9	12'29.228	22.408	32.613	25.208	41.538	278.3									
10	<u>2'06.167</u>	<u>28.642</u>	<u>31.957</u>	<u>24.747</u>	40.821	274.8									
11	2'09.705	28.671	34.735	25.156	41.143	274.1									

Fastest Lap: Aron CANET Pons Wegow Los40 SPA **2'04.357** 28.305 31.534 24.117 40.401

These data/results cannot be reproduced, stored and/or transmitted in whole or in part by any manner of electronic, mechanical, photocopying, recording, broadcasting or otherwise now known or herein after developed without the previous express consent by the copyright owner, except for reproduction in daily press and regular printed publications on sale to the public within 60 days of the event related to those data/results and always provided that copyright symbol appears together as follows below.
© DORNA, 2023

Practice Nr. 2

Moto2

Lap	Lap Time	T1	T2	T3	T4	Speed	Lap	Lap Time	T1	T2	T3	T4	Speed
2	2'08.105	29.391	32.184	25.135	41.395	276.2	8	13'08.995	26.157	34.520	25.953	42.895	264.7
3	2'11.526	28.988	36.024	25.168	41.346	274.8	9	2'15.178	30.649	36.097	25.865	42.567	265.3
4	2'07.464	29.074	32.275	24.964	41.151	276.2	10	2'09.064	29.550	32.736	25.222	41.556	269.3
5	2'11.125	28.966	32.271	25.139	44.749	233.7	11	2'11.150	29.539	33.503	25.313	42.795	257.1
6	2'10.666	29.009	32.158	24.977	44.522	273.4	12	2'12.814 *	29.68 *	32.930	26.343*	43.861	267.3
7	2'07.071	29.050	32.026	24.969	41.026	277.6	13	2'09.708	29.951	32.556	25.438	41.763	268.6
8	2'15.070 P	28.841	32.337	25.185	48.707	275.5	14	2'08.293	29.326	32.312	25.065	41.590	269.3
9	11'33.084	26.501	39.575	25.774	45.135	185.8	29th 5 Kohta NOZANE Correos Prepago Yam JPN						
10	2'07.647	29.082	32.153	25.026	41.386	258.3	Runs=2 Total laps=15 Full laps=12 Valid laps=8						
11	2'06.977	28.779	32.058	24.912	41.228	275.5	1	2'22.921	24.594	35.798	27.021	43.762	261.5
12	2'09.568	29.677	33.785	24.966	41.140	275.5	2	2'11.670	29.935	33.550	26.000	42.185	267.3
13	2'08.252 *	29.09*	32.196	24.960	42.001*	277.6	3	2'11.080	29.682	33.093	25.837	42.468	267.3
14	2'08.160 *	29.288	32.510	25.179	41.183*	274.8	4	2'10.117 *	29.623	32.771	25.553*	42.170	267.3
15	2'07.335 *	28.961	32.112*	25.047	41.215	277.6	5	2'09.974	29.352	32.832	25.731	42.059	264.0

26th 33 Rory SKINNER		OnlyFans American R GBR				
Runs=2 Total laps=13		Full laps=10 Valid laps=6				
1	2'27.021	23.327	33.847	25.785	42.026	273.4
2	2'08.900	29.591	32.597	25.244	41.468	274.1
3	2'09.912	30.274	32.568	25.418	41.652	276.2
4	2'08.220	29.286	32.238	24.900	41.796	272.7
5	2'07.965	29.088	32.465	25.016	41.396	271.3
6	2'07.653	29.035	32.380	24.904	41.334	272.7
7	4'28.395 P	29.117	32.219	24.804	3'02.255	272.7
8	12'44.066	23.973	33.485	25.740	42.014	268.6
9	2'08.375 *	29.361	32.524*	25.028	41.462	269.3
10	2'07.456	28.940	32.281	24.926	41.309	270.6
11	2'08.179 *	29.29*	32.500	25.067	41.321	270.0
12	2'07.914 *	29.24*	32.408	25.024	41.236*	268.6
13	2'07.092 *	29.11*	32.253	24.796	40.932	270.0

27th 17 Alex ESCRIG		Forward Team SPA				
Runs=2 Total laps=13		Full laps=9 Valid laps=6				
1	2'39.792	25.484	34.717	26.271	42.677	271.3
2	2'15.869 *	30.208	32.813	29.428*	43.420	270.6
3	2'11.022	30.261	33.590	25.567	41.604	276.9
4	2'08.790	29.385	32.413	25.342	41.650	276.2
5	2'10.880	31.565	32.505	25.300	41.510	275.5
6	2'08.149	29.314	32.310	25.077	41.448	276.9
7	2'22.201 P	29.566	32.401	26.181	54.053	269.3
8	15'04.213	24.721	33.570	25.820	42.203	273.4
9	2'08.444	29.321	32.615	25.035	41.473	275.5
10	2'14.254 *	29.794	34.145	27.942*	42.373	275.5
11	2'13.626 *	29.42*	32.196	25.260	46.744	276.2
12	2'09.747	29.584	32.874	25.769	41.520	274.1
13	2'21.667 P	32.833	33.405	26.593	48.836	268.6

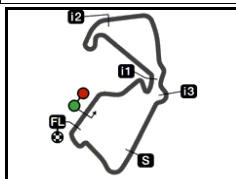
28th 23 Taiga HADA		Pertamina Mandalika JPN				
Runs=2 Total laps=14		Full laps=11 Valid laps=10				
1	2'23.059	22.724	33.488	25.974	42.647	270.0
2	2'10.648	30.051	32.820	25.564	42.213	266.6
3	2'09.707	30.042	32.714	25.225	41.726	268.6
4	2'09.697	29.812	32.582	25.269	42.034	267.9
5	2'10.535	29.913	33.090	25.341	42.191	267.9
6	2'10.397	29.755	32.937	25.460	42.245	267.3
7	2'23.400 P	29.912	34.313	25.729	53.446	265.3

Fastest Lap:	Aron CANET	Pons Wegow Los40	SPA	2'04.357	28.305	31.534	24.117	40.401
---------------------	------------	------------------	-----	-----------------	--------	--------	--------	--------

These data/results cannot be reproduced, stored and/or transmitted in whole or in part by any manner of electronic, mechanical, photocopying, recording, broadcasting or otherwise now known or herein after developed without the previous express consent by the copyright owner, except for reproduction in daily press and regular printed publications on sale to the public within 60 days of the event related to those data/results and always provided that copyright symbol appears together as follows below.
© DORNA, 2023



Silverstone Circuit



5900 m.

Results and timing service provided by TISSOT

MONSTER ENERGY BRITISH GRAND PRIX**Practice Nr. 2****Best Partial Times****Moto2™***IT* Ideal Lap Time, sum of the best partial times*BT* Best Lap Time

T1		T2		T3		T4				<i>IT</i>	<i>BT</i>	
<i>Pos</i>	<i>Rider</i>	<i>Time</i>	<i>Rider</i>	<i>Time</i>	<i>Rider</i>	<i>Time</i>	<i>Rider</i>	<i>Time</i>	<i>Pos</i>	<i>Rider</i>		
1	A.LOPEZ	28.148	A.CANET	31.534	A.CANET	24.117	F.ALDEGUER	40.219	1	A.CANET	2'04.315	2'04.357 (1)
2	A.OGURA	28.262	A.LOPEZ	31.551	P.ACOSTA	24.135	S.CHANTRA	40.238	2	P.ACOSTA	2'04.322	2'04.752 (4)
3	A.CANET	28.263	P.ACOSTA	31.570	F.ALDEGUER	24.230	P.ACOSTA	40.243	3	A.LOPEZ	2'04.370	2'04.420 (2)
4	J.ROBERTS	28.329	J.DIXON	31.571	M.GONZALEZ	24.368	A.LOPEZ	40.266	4	F.ALDEGUER	2'04.383	2'04.494 (3)
5	F.ALDEGUER	28.356	F.ALDEGUER	31.578	S.LOWES	24.391	A.ARENAS	40.386	5	J.DIXON	2'04.852	2'05.114 (6)
6	J.DIXON	28.369	A.ARENAS	31.647	A.LOPEZ	24.405	A.CANET	40.401	6	A.OGURA	2'04.979	2'05.108 (5)
7	P.ACOSTA	28.374	A.OGURA	31.653	J.DIXON	24.444	J.ROBERTS	40.466	7	A.ARENAS	2'04.988	2'05.211 (8)
8	A.ARENAS	28.429	M.GONZALEZ	31.689	J.ROBERTS	24.446	J.DIXON	40.468	8	M.GONZALEZ	2'05.005	2'05.432 (12)
9	M.GONZALEZ	28.446	S.LOWES	31.697	C.VIETTI	24.452	C.VIETTI	40.495	9	J.ROBERTS	2'05.056	2'05.178 (7)
10	S.LOWES	28.456	C.VIETTI	31.708	S.CHANTRA	24.463	F.SALAC	40.501	10	S.CHANTRA	2'05.112	2'05.266 (10)
11	C.VIETTI	28.478	S.GARCIA	31.714	S.GARCIA	24.465	M.GONZALEZ	40.502	11	C.VIETTI	2'05.133	2'05.463 (13)
12	S.GARCIA	28.541	S.CHANTRA	31.770	B.BENDSNEYDE	24.472	T.ARBOLINO	40.562	12	S.LOWES	2'05.176	2'05.264 (9)
13	B.BALTUS	28.548	T.ARBOLINO	31.801	A.OGURA	24.477	A.OGURA	40.587	13	S.GARCIA	2'05.371	2'05.371 (11)
14	D.BINDER	28.558	J.ROBERTS	31.815	T.ARBOLINO	24.502	D.BINDER	40.610	14	T.ARBOLINO	2'05.451	2'05.745 (15)
15	F.SALAC	28.563	B.BALTUS	31.823	F.SALAC	24.516	S.LOWES	40.632	15	F.SALAC	2'05.515	2'05.638 (14)
16	T.ARBOLINO	28.586	B.BENDSNEYDE	31.889	A.ARENAS	24.526	S.GARCIA	40.651	16	B.BALTUS	2'05.587	2'05.832 (17)
17	S.CHANTRA	28.641	D.BINDER	31.907	B.BALTUS	24.527	B.BENDSNEYDE	40.676	17	D.BINDER	2'05.654	2'05.996 (18)
18	I.GUEVARA	28.642	F.SALAC	31.935	D.BINDER	24.579	B.BALTUS	40.689	18	B.BENDSNEY	2'05.697	2'05.780 (16)
19	B.BENDSNEYDE	28.660	I.GUEVARA	31.957	D.FOGGIA	24.623	J.ALCOBA	40.709	19	J.ALCOBA	2'06.040	2'06.160 (20)
20	D.FOGGIA	28.660	B.GOMEZ	31.980	J.ALCOBA	24.634	I.GUEVARA	40.787	20	D.FOGGIA	2'06.095	2'06.095 (19)
21	J.ALCOBA	28.693	J.ALCOBA	32.004	Z.VD GOORBER	24.726	D.FOGGIA	40.799	21	I.GUEVARA	2'06.133	2'06.167 (21)
22	M.RAMIREZ	28.779	D.FOGGIA	32.013	I.GUEVARA	24.747	L.TULOVIC	40.843	22	Z.VD GOORBE	2'06.626	2'06.759 (23)
23	Z.VD GOORBER	28.786	M.RAMIREZ	32.026	R.SKINNER	24.796	B.GOMEZ	40.843	23	B.GOMEZ	2'06.688	2'06.736 (22)
24	L.TULOVIC	28.854	Z.VD GOORBER	32.072	L.TULOVIC	24.827	R.SKINNER	40.932	24	L.TULOVIC	2'06.737	2'06.809 (24)

These data/results cannot be reproduced, stored and/or transmitted in whole or in part by any manner of electronic, mechanical, photocopying, recording, broadcasting or otherwise now known or herein after developed without the previous express consent by the copyright owner, except for reproduction in daily press and regular printed publications on sale to the public within 60 days of the event related to those data/results and always provided that copyright symbol appears together as follows below.

© DORNA, 2023

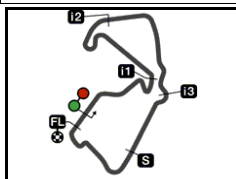
Official MotoGP Timing by TISSOT

www.motogp.com

moto2™



Silverstone Circuit



5900 m.

Results and timing service provided by TISSOT

MONSTER ENERGY BRITISH GRAND PRIX**Practice Nr. 2****Best Partial Times****Moto2™***IT* Ideal Lap Time, sum of the best partial times*BT* Best Lap Time


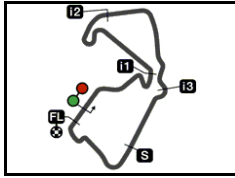
T1		T2		T3		T4				<i>IT</i>	<i>BT</i>	
<i>Pos</i>	<i>Rider</i>	<i>Time</i>	<i>Rider</i>	<i>Time</i>	<i>Rider</i>	<i>Time</i>	<i>Rider</i>	<i>Time</i>	<i>Pos</i>	<i>Rider</i>		
25	B.GOMEZ	28.892	A.ESCRIG	32.196	M.RAMIREZ	24.912	M.RAMIREZ	41.026	25	M.RAMIREZ	2'06.743	2'06.977 (25)
26	R.SKINNER	28.940	L.TULOVIC	32.213	B.GOMEZ	24.973	Z.VD GOORBER	41.042	26	R.SKINNER	2'06.887	2'07.456 (26)
27	A.ESCRIG	29.314	R.SKINNER	32.219	A.ESCRIG	25.035	A.ESCRIG	41.448	27	A.ESCRIG	2'07.993	2'08.149 (27)
28	T.HADA	29.326	T.HADA	32.312	T.HADA	25.065	K.NOZANE	41.475	28	T.HADA	2'08.259	2'08.293 (28)
29	K.NOZANE	29.346	K.NOZANE	32.531	K.NOZANE	25.419	T.HADA	41.556	29	K.NOZANE	2'08.771	2'09.000 (29)

These data/results cannot be reproduced, stored and/or transmitted in whole or in part by any manner of electronic, mechanical, photocopying, recording, broadcasting or otherwise now known or herein after developed without the previous express consent by the copyright owner, except for reproduction in daily press and regular printed publications on sale to the public within 60 days of the event related to those data/results and always provided that copyright symbol appears together as follows below.
© DORNA, 2023

Official MotoGP Timing by TISSOT
www.motogp.com




Silverstone Circuit

Results and timing service provided by **Moto2™**

5900 m.

MONSTER ENERGY BRITISH GRAND PRIX**Practice Nr. 2****Fastest Laps Sequence**

<i>Practice Time</i>	 <i>Rider</i>	<i>Nation</i>	<i>Motorcycle</i>	<i>Time</i>	<i>Km/h</i>	<i>Rider's Lap</i>
4'18.087	21 Alonso LOPEZ	SPA	BOSCOSCURO	2'05.875	168.7	2
4'25.095	54 Fermín ALDEGUER	SPA	BOSCOSCURO	2'05.537	169.1	2
6'30.397	54 Fermín ALDEGUER	SPA	BOSCOSCURO	2'05.302	169.5	3
7'18.828	37 Pedro ACOSTA	SPA	KALEX	2'05.183	169.6	3
10'40.399	54 Fermín ALDEGUER	SPA	BOSCOSCURO	2'04.817	170.1	5
11'29.216	37 Pedro ACOSTA	SPA	KALEX	2'04.752	170.2	5
21'08.518	54 Fermín ALDEGUER	SPA	BOSCOSCURO	2'04.602	170.4	10
23'13.012	54 Fermín ALDEGUER	SPA	BOSCOSCURO	2'04.494	170.6	11
33'26.262	40 Aron CANET	SPA	KALEX	2'04.357	170.7	10

These data/results cannot be reproduced, stored and/or transmitted in whole or in part by any manner of electronic, mechanical, photocopying, recording, broadcasting or otherwise now known or herein after developed without the previous express consent by the copyright owner, except for reproduction in daily press and regular printed publications on sale to the public within 60 days of the event related to those data/results and always provided that copyright symbol appears together as follows below.

© DORNA, 2023

Official MotoGP Timing by TISSOT
www.motogp.com

Silverstone, Friday, August 04, 2023

moto2™