

5900 m.

## MONSTER ENERGY BRITISH GRAND PRIX

## Practice Nr. 1

## Classification

3

|    |  | Rider              | Nation | Team                           | Motorcycle | Time            | Lap Total | Gap         | Top Speed    |
|----|---|--------------------|--------|--------------------------------|------------|-----------------|-----------|-------------|--------------|
| 1  | 37  | Pedro ACOSTA       | SPA    | Red Bull KTM Ajo               | KALEX      | <b>2'05.399</b> | 13 13     |             | <b>277.6</b> |
| 2  | 35  | Somkiat CHANTRA    | THA    | IDEMITSU Honda Team Asia       | KALEX      | <b>2'05.415</b> | 18 19     | 0.016 0.016 | <b>279.0</b> |
| 3  | 18  | Manuel GONZALEZ    | SPA    | Correos Prepago Yamaha VR46 M  | KALEX      | <b>2'05.532</b> | 15 16     | 0.133 0.117 | <b>276.9</b> |
| 4  | 79  | Ai OGURA           | JPN    | IDEMITSU Honda Team Asia       | KALEX      | <b>2'05.646</b> | 15 16     | 0.247 0.114 | <b>274.1</b> |
| 5  | 40  | Aron CANET         | SPA    | Pons Wegow Los40               | KALEX      | <b>2'05.754</b> | 11 14     | 0.355 0.108 | <b>276.2</b> |
| 6  | 75  | Albert ARENAS      | SPA    | Red Bull KTM Ajo               | KALEX      | <b>2'05.849</b> | 13 14     | 0.450 0.095 | <b>274.1</b> |
| 7  | 96  | Jake DIXON         | GBR    | Tensite GASGAS Aspar Team      | KALEX      | <b>2'05.869</b> | 12 15     | 0.470 0.020 | <b>278.3</b> |
| 8  | 22  | Sam LOWES          | GBR    | Elf Marc VDS Racing Team       | KALEX      | <b>2'05.982</b> | 17 19     | 0.583 0.113 | <b>271.3</b> |
| 9  | 16  | Joe ROBERTS        | USA    | Italtrans Racing Team          | KALEX      | <b>2'06.027</b> | 15 16     | 0.628 0.045 | <b>274.1</b> |
| 10 | 21  | Alonso LOPEZ       | SPA    | Beta Tools SpeedUp             | BOSCOSCURO | <b>2'06.310</b> | 16 17     | 0.911 0.283 | <b>273.4</b> |
| 11 | 14  | Tony ARBOLINO      | ITA    | Elf Marc VDS Racing Team       | KALEX      | <b>2'06.344</b> | 14 16     | 0.945 0.034 | <b>276.2</b> |
| 12 | 54  | Fermín ALDEGUER    | SPA    | Beta Tools SpeedUp             | BOSCOSCURO | <b>2'06.487</b> | 10 12     | 1.088 0.143 | <b>274.1</b> |
| 13 | 28  | Izan GUEVARA       | SPA    | Tensite GASGAS Aspar Team      | KALEX      | <b>2'06.629</b> | 14 14     | 1.230 0.142 | <b>276.2</b> |
| 14 | 12  | Filip SALAC        | CZE    | QJMOTOR Gresini Moto2          | KALEX      | <b>2'06.674</b> | 13 14     | 1.275 0.045 | <b>276.9</b> |
| 15 | 11  | Sergio GARCIA      | SPA    | Pons Wegow Los40               | KALEX      | <b>2'06.703</b> | 16 16     | 1.304 0.029 | <b>276.2</b> |
| 16 | 71  | Dennis FOGGIA      | ITA    | Italtrans Racing Team          | KALEX      | <b>2'06.886</b> | 13 14     | 1.487 0.183 | <b>276.2</b> |
| 17 | 7   | Barry BALTUS       | BEL    | Fieten Olie Racing GP          | KALEX      | <b>2'06.922</b> | 14 15     | 1.523 0.036 | <b>272.7</b> |
| 18 | 13  | Celestino VIETTI   | ITA    | Fantic Racing                  | KALEX      | <b>2'06.987</b> | 15 16     | 1.588 0.065 | <b>274.8</b> |
| 19 | 64  | Bo BENDSNEYDER     | NED    | Pertamina Mandalika SAG Team   | KALEX      | <b>2'07.012</b> | 16 16     | 1.613 0.025 | <b>270.0</b> |
| 20 | 15  | Darryn BINDER      | RSA    | Liqui Moly Husqvarna Intact GP | KALEX      | <b>2'07.228</b> | 10 14     | 1.829 0.216 | <b>276.2</b> |
| 21 | 52  | Jeremy ALCOBA      | SPA    | QJMOTOR Gresini Moto2          | KALEX      | <b>2'07.267</b> | 16 16     | 1.868 0.039 | <b>272.7</b> |
| 22 | 72  | Borja GOMEZ        | SPA    | Fantic Racing                  | KALEX      | <b>2'07.402</b> | 7 19      | 2.003 0.135 | <b>274.8</b> |
| 23 | 24  | Marcos RAMIREZ     | SPA    | Forward Team                   | FORWARD    | <b>2'07.486</b> | 12 13     | 2.087 0.084 | <b>274.1</b> |
| 24 | 84  | Zonta VD GOORBERGH | NED    | Fieten Olie Racing GP          | KALEX      | <b>2'07.817</b> | 16 16     | 2.418 0.331 | <b>273.4</b> |
| 25 | 33  | Rory SKINNER       | GBR    | OnlyFans American Racing       | KALEX      | <b>2'07.835</b> | 15 16     | 2.436 0.018 | <b>269.3</b> |
| 26 | 3   | Lukas TULOVIC      | GER    | Liqui Moly Husqvarna Intact GP | KALEX      | <b>2'08.307</b> | 9 9       | 2.908 0.472 | <b>271.3</b> |
| 27 | 17  | Alex ESCRIG        | SPA    | Forward Team                   | FORWARD    | <b>2'09.681</b> | 5 6       | 4.282 1.374 | <b>274.8</b> |
| 28 | 23  | Taiga HADA         | JPN    | Pertamina Mandalika SAG Team   | KALEX      | <b>2'11.100</b> | 8 8       | 5.701 1.419 | <b>268.6</b> |
| 29 | 5   | Kohta NOZANE       | JPN    | Correos Prepago Yamaha VR46 M  | KALEX      | <b>2'11.125</b> | 15 15     | 5.726 0.025 | <b>265.3</b> |

Practice condition: Dry

Air: 16°

Humidity: 79%

Ground: 23°

|                             |         |                        |                 |            |
|-----------------------------|---------|------------------------|-----------------|------------|
| <b>Fastest Lap:</b>         | Lap: 13 | <b>Pedro ACOSTA</b>    | <b>2'05.399</b> | 169.3 Km/h |
| <b>Best Race Lap:</b>       | 2021    | <b>Jorge NAVARRO</b>   | <b>2'04.312</b> | 170.8 Km/h |
| <b>All Time Lap Record:</b> | 2021    | <b>Marco BEZZECCHI</b> | <b>2'03.988</b> | 171.3 Km/h |

The results are provisional until the end of the limit for protest and appeals.

Time limit for protest expires 30' after publication of the results - ..... Time: .....

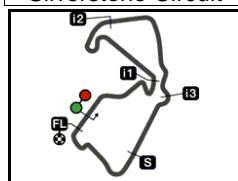
These data/results cannot be reproduced, stored and/or transmitted in whole or in part by any manner of electronic, mechanical, photocopying, recording, broadcasting or otherwise now known or herein after developed without the previous express consent by the copyright owner, except for reproduction in daily press and regular printed publications on sale to the public within 60 days of the event related to those data/results and always provided that copyright symbol appears together as follows below.

© DORNA, 2023

Official MotoGP Timing by TISSOT  
www.motogp.com

Silverstone, Friday, August 04, 2023



5900 m.

## MONSTER ENERGY BRITISH GRAND PRIX

## Practice Nr. 1

## Top Speed &amp; Average

4



| Rider                 | Nation | Motorcycle | Top 5 speeds |       |       |       |       | Average | Top   |
|-----------------------|--------|------------|--------------|-------|-------|-------|-------|---------|-------|
| 35 Somkiat CHANTRA    | THA    | KALEX      | 279.0        | 278.3 | 276.2 | 276.2 | 275.5 | 276.6   | 279.0 |
| 96 Jake DIXON         | GBR    | KALEX      | 278.3        | 276.9 | 275.5 | 274.8 | 273.4 | 275.8   | 278.3 |
| 37 Pedro ACOSTA       | SPA    | KALEX      | 277.6        | 277.6 | 276.9 | 276.9 | 276.2 | 276.9   | 277.6 |
| 12 Filip SALAC        | CZE    | KALEX      | 276.9        | 275.5 | 275.5 | 275.5 | 274.8 | 275.4   | 276.9 |
| 18 Manuel GONZALEZ    | SPA    | KALEX      | 276.9        | 276.2 | 275.5 | 274.1 | 273.4 | 274.2   | 276.9 |
| 11 Sergio GARCIA      | SPA    | KALEX      | 276.2        | 273.4 | 272.7 | 272.0 | 272.0 | 273.3   | 276.2 |
| 14 Tony ARBOLINO      | ITA    | KALEX      | 276.2        | 276.2 | 274.8 | 274.8 | 274.1 | 274.8   | 276.2 |
| 15 Darryn BINDER      | RSA    | KALEX      | 276.2        | 276.2 | 275.5 | 275.5 | 274.8 | 275.4   | 276.2 |
| 28 Izan GUEVARA       | SPA    | KALEX      | 276.2        | 273.4 | 273.4 | 272.7 | 272.7 | 273.2   | 276.2 |
| 40 Aron CANET         | SPA    | KALEX      | 276.2        | 274.8 | 274.8 | 274.8 | 273.4 | 274.8   | 276.2 |
| 71 Dennis FOGGIA      | ITA    | KALEX      | 276.2        | 274.8 | 274.1 | 274.1 | 274.1 | 274.6   | 276.2 |
| 13 Celestino VIETTI   | ITA    | KALEX      | 274.8        | 273.4 | 272.7 | 272.7 | 272.7 | 273.3   | 274.8 |
| 17 Alex ESCRIG        | SPA    | FORWARD    | 274.8        | 274.1 | 273.4 | 273.4 | 268.6 | 272.9   | 274.8 |
| 72 Borja GOMEZ        | SPA    | KALEX      | 274.8        | 274.8 | 274.1 | 274.1 | 274.1 | 274.4   | 274.8 |
| 16 Joe ROBERTS        | USA    | KALEX      | 274.1        | 273.4 | 273.4 | 272.0 | 272.0 | 273.0   | 274.1 |
| 24 Marcos RAMIREZ     | SPA    | FORWARD    | 274.1        | 274.1 | 274.1 | 273.4 | 273.4 | 273.8   | 274.1 |
| 54 Fermín ALDEGUER    | SPA    | BOSCOSCURO | 274.1        | 272.7 | 272.7 | 272.0 | 272.0 | 272.4   | 274.1 |
| 75 Albert ARENAS      | SPA    | KALEX      | 274.1        | 274.1 | 273.4 | 272.7 | 272.7 | 273.3   | 274.1 |
| 79 Ai OGURA           | JPN    | KALEX      | 274.1        | 274.1 | 272.7 | 272.0 | 272.0 | 272.8   | 274.1 |
| 21 Alonso LOPEZ       | SPA    | BOSCOSCURO | 273.4        | 273.4 | 272.7 | 272.7 | 272.7 | 272.9   | 273.4 |
| 84 Zonta VD GOORBERGH | NED    | KALEX      | 273.4        | 272.7 | 271.3 | 271.3 | 271.3 | 272.0   | 273.4 |
| 7 Barry BALTUS        | BEL    | KALEX      | 272.7        | 270.6 | 270.6 | 270.0 | 270.0 | 270.7   | 272.7 |
| 52 Jeremy ALCOBA      | SPA    | KALEX      | 272.7        | 270.6 | 270.0 | 270.0 | 270.0 | 270.6   | 272.7 |
| 3 Lukas TULOVIC       | GER    | KALEX      | 271.3        | 270.0 | 269.3 | 269.3 | 269.3 | 269.8   | 271.3 |
| 22 Sam LOWES          | GBR    | KALEX      | 271.3        | 271.3 | 270.6 | 270.6 | 270.6 | 270.8   | 271.3 |
| 64 Bo BENDSNEYDER     | NED    | KALEX      | 270.0        | 269.3 | 269.3 | 268.6 | 268.6 | 269.2   | 270.0 |
| 33 Rory SKINNER       | GBR    | KALEX      | 269.3        | 268.6 | 268.6 | 268.6 | 268.6 | 268.7   | 269.3 |
| 23 Taiga HADA         | JPN    | KALEX      | 268.6        | 268.6 | 267.9 | 267.3 | 266.6 | 267.8   | 268.6 |
| 5 Kohta NOZANE        | JPN    | KALEX      | 265.3        | 265.3 | 264.7 | 264.7 | 264.7 | 264.9   | 265.3 |

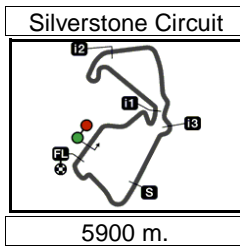
These data/results cannot be reproduced, stored and/or transmitted in whole or in part by any manner of electronic, mechanical, photocopying, recording, broadcasting or otherwise now known or herein after developed without the previous express consent by the copyright owner, except for reproduction in daily press and regular printed publications on sale to the public within 60 days of the event related to those data/results and always provided that copyright symbol appears together as follows below.

© DORNA, 2023

Official MotoGP Timing by TISSOT  
www.motogp.com



Silverstone, Friday, August 04, 2023



Results and timing service provided by **TISSOT**

**Moto2™**

**MONSTER ENERGY BRITISH GRAND PRIX**

**Practice Nr. 1**

**Chronological Analysis of Performances**

**5**

\* Lap / Sector time cancelled      T1 Time from finish line to 1st intermediate      T3 Time from 2nd intermed. to 3rd intermed.  
P Crossing the finish line in pit lane      T2 Time from 1st intermed. to 2nd intermed.      T4 Time from 3rd intermediate to finish line

| Lap  | Lap Time          | T1     | T2      | T3     | T4     | Speed | Lap | Lap Time          | T1     | T2     | T3     | T4     | Speed |
|--|-------------------|--------|---------|--------|--------|-------|-----|-------------------|--------|--------|--------|--------|-------|
| <b>1st 37 Pedro ACOSTA</b> Red Bull KTM Ajo SPA      |                   |        |         |        |        |       | 7   | <b>2'07.264</b>   | 28.984 | 32.389 | 24.757 | 41.134 | 275.5 |
| Runs=2 Total laps=13 Full laps=10 Valid laps=9       |                   |        |         |        |        |       | 8   | <b>2'09.944</b>   | 29.196 | 32.790 | 26.387 | 41.571 | 273.4 |
| 1  | 3'03.145          | 24.196 | 33.923  | 25.738 | 42.146 | 272.7 | 9   | <b>2'07.340</b>   | 28.979 | 32.471 | 24.793 | 41.097 | 273.4 |
| 2  | <b>2'08.334</b>   | 29.369 | 32.435  | 25.185 | 41.345 | 275.5 | 10  | <b>2'15.839</b> P | 29.035 | 32.375 | 24.670 | 49.759 | 274.1 |
| 3  | <b>2'07.852</b>   | 29.316 | 32.484  | 24.736 | 41.316 | 276.2 | 11  | 7'27.749          | 23.127 | 32.763 | 24.877 | 41.624 | 273.4 |
| 4  | <b>2'08.059</b>   | 30.096 | 32.189  | 24.764 | 41.010 | 275.5 | 12  | <b>2'07.321</b>   | 28.732 | 32.450 | 24.961 | 41.178 | 273.4 |
| 5  | <b>2'06.524</b>   | 28.896 | 31.964  | 24.645 | 41.019 | 274.8 | 13  | <b>2'06.074</b>   | 28.647 | 32.049 | 24.447 | 40.931 | 273.4 |
| 6  | 2'10.326 *        | 28.86* | 31.990  | 24.530 | 44.941 | 275.5 | 14  | <b>2'15.998</b>   | 28.761 | 32.245 | 24.595 | 50.397 | 146.5 |
| 7  | <b>2'07.124</b>   | 28.873 | 32.289  | 24.727 | 41.235 | 276.2 | 15  | <b>2'05.532</b>   | 28.610 | 31.896 | 24.442 | 40.584 | 276.2 |
| 8  | <b>2'06.420</b>   | 28.783 | 32.021  | 24.674 | 40.942 | 275.5 | 16  | <b>2'05.993</b>   | 28.776 | 31.800 | 24.599 | 40.818 | 276.9 |
| 9  | <b>2'19.820</b>   | 34.356 | 36.875  | 26.267 | 42.322 | 277.6 |     |                   |        |        |        |        |       |
| 10   | <b>2'22.326</b> P | 34.69* | 34.446  | 26.316 | 46.865 | 260.2 |     |                   |        |        |        |        |       |
| 11   | 13'17.719 *       | 24.324 | 33.818* | 24.682 | 40.936 | 277.6 |     |                   |        |        |        |        |       |
| 12   | <b>2'05.542</b>   | 28.897 | 31.812  | 24.249 | 40.584 | 276.9 |     |                   |        |        |        |        |       |
| 13   | <b>2'05.399</b>   | 28.714 | 31.699  | 24.373 | 40.613 | 276.9 |     |                   |        |        |        |        |       |
| <b>2nd 35 Somkiat CHANTRA</b> IDEMITSU Honda Tea THA |                   |        |         |        |        |       |     |                   |        |        |        |        |       |
| Runs=1 Total laps=19 Full laps=18 Valid laps=15      |                   |        |         |        |        |       |     |                   |        |        |        |        |       |
| 1  | 3'12.133          | 25.575 | 34.833  | 26.253 | 42.659 | 272.0 |     |                   |        |        |        |        |       |
| 2  | <b>2'08.484</b>   | 29.578 | 32.609  | 25.134 | 41.163 | 275.5 |     |                   |        |        |        |        |       |
| 3  | <b>2'07.791</b>   | 29.172 | 32.328  | 25.305 | 40.986 | 279.0 |     |                   |        |        |        |        |       |
| 4  | <b>2'06.808</b>   | 28.883 | 32.113  | 24.955 | 40.857 | 278.3 |     |                   |        |        |        |        |       |
| 5  | 2'07.960 *        | 29.58* | 32.392  | 25.060 | 40.928 | 276.2 |     |                   |        |        |        |        |       |
| 6  | 2'07.270 *        | 29.00* | 32.002  | 24.870 | 41.395 | 273.4 |     |                   |        |        |        |        |       |
| 7  | <b>2'06.146</b>   | 28.862 | 31.865  | 24.732 | 40.687 | 274.1 |     |                   |        |        |        |        |       |
| 8  | <b>2'09.021</b>   | 29.989 | 32.853  | 25.037 | 41.142 | 272.0 |     |                   |        |        |        |        |       |
| 9  | <b>2'07.298</b>   | 29.012 | 32.210  | 24.992 | 41.084 | 273.4 |     |                   |        |        |        |        |       |
| 10   | 2'06.997 *        | 28.95* | 32.100  | 24.919 | 41.027 | 272.0 |     |                   |        |        |        |        |       |
| 11   | <b>2'06.341</b>   | 28.727 | 32.005  | 24.855 | 40.754 | 274.8 |     |                   |        |        |        |        |       |
| 12   | <b>2'06.696</b>   | 28.685 | 32.043  | 24.850 | 41.118 | 274.8 |     |                   |        |        |        |        |       |
| 13   | <b>2'06.271</b>   | 28.761 | 32.045  | 24.814 | 40.651 | 274.1 |     |                   |        |        |        |        |       |
| 14   | <b>2'09.507</b>   | 29.547 | 33.024  | 25.307 | 41.629 | 272.0 |     |                   |        |        |        |        |       |
| 15   | <b>2'06.003</b>   | 28.715 | 31.913  | 24.614 | 40.761 | 276.2 |     |                   |        |        |        |        |       |
| 16   | <b>2'05.881</b>   | 28.733 | 31.949  | 24.684 | 40.515 | 275.5 |     |                   |        |        |        |        |       |
| 17   | <b>2'09.540</b>   | 29.307 | 34.207  | 25.191 | 40.835 | 272.0 |     |                   |        |        |        |        |       |
| 18   | <b>2'05.415</b>   | 28.577 | 31.871  | 24.656 | 40.311 | 275.5 |     |                   |        |        |        |        |       |
| 19   | <b>2'08.661</b>   | 29.679 | 32.584  | 25.033 | 41.365 | 273.4 |     |                   |        |        |        |        |       |
| <b>4th 79 Ai OGURA</b> IDEMITSU Honda Tea JPN        |                   |        |         |        |        |       |     |                   |        |        |        |        |       |
| Runs=2 Total laps=16 Full laps=13 Valid laps=12      |                   |        |         |        |        |       |     |                   |        |        |        |        |       |
| 1  | 3'07.013          | 26.224 | 34.997  | 26.660 | 43.310 | 266.0 |     |                   |        |        |        |        |       |
| 2  | <b>2'12.687</b>   | 31.616 | 33.128  | 25.604 | 42.339 | 269.3 |     |                   |        |        |        |        |       |
| 3  | <b>2'09.174</b>   | 29.640 | 32.648  | 25.169 | 41.717 | 274.1 |     |                   |        |        |        |        |       |
| 4  | <b>2'08.099</b>   | 29.305 | 32.348  | 24.874 | 41.572 | 272.0 |     |                   |        |        |        |        |       |
| 5  | 2'07.821 *        | 29.24* | 32.306  | 24.820 | 41.455 | 270.6 |     |                   |        |        |        |        |       |
| 6  | <b>2'26.057</b> P | 29.24* | 34.714  | 26.517 | 55.583 | 198.8 |     |                   |        |        |        |        |       |
| 7  | 8'19.169          | 26.622 | 34.073  | 25.695 | 41.916 | 269.3 |     |                   |        |        |        |        |       |
| 8  | <b>2'07.689</b>   | 29.326 | 32.390  | 24.752 | 41.221 | 270.0 |     |                   |        |        |        |        |       |
| 9  | <b>2'07.029</b>   | 28.993 | 32.209  | 24.763 | 41.064 | 272.0 |     |                   |        |        |        |        |       |
| 10   | <b>2'06.753</b>   | 28.848 | 32.106  | 24.669 | 41.130 | 271.3 |     |                   |        |        |        |        |       |
| 11   | <b>2'06.753</b>   | 28.729 | 32.277  | 24.652 | 41.095 | 271.3 |     |                   |        |        |        |        |       |
| 12   | <b>2'06.900</b>   | 28.735 | 31.996  | 24.811 | 41.358 | 271.3 |     |                   |        |        |        |        |       |
| 13   | <b>2'06.341</b>   | 28.622 | 32.000  | 24.687 | 41.032 | 271.3 |     |                   |        |        |        |        |       |
| 14   | <b>2'05.717</b>   | 28.565 | 31.873  | 24.648 | 40.631 | 272.0 |     |                   |        |        |        |        |       |
| 15   | <b>2'05.646</b>   | 28.437 | 31.877  | 24.594 | 40.738 | 274.1 |     |                   |        |        |        |        |       |
| 16   | <b>2'06.479</b>   | 28.460 | 32.044  | 24.539 | 41.436 | 272.7 |     |                   |        |        |        |        |       |
| <b>5th 40 Aron CANET</b> Pons Wegow Los40 SPA        |                   |        |         |        |        |       |     |                   |        |        |        |        |       |
| Runs=2 Total laps=14 Full laps=11 Valid laps=9       |                   |        |         |        |        |       |     |                   |        |        |        |        |       |
| 1  | 3'11.517          | 22.438 | 33.740  | 26.030 | 42.161 | 271.3 |     |                   |        |        |        |        |       |
| 2  | <b>2'08.489</b>   | 29.560 | 32.396  | 24.936 | 41.597 | 276.2 |     |                   |        |        |        |        |       |
| 3  | <b>2'07.897</b>   | 29.470 | 32.408  | 24.890 | 41.129 | 274.8 |     |                   |        |        |        |        |       |
| 4  | <b>2'07.197</b>   | 28.948 | 32.270  | 24.859 | 41.120 | 274.8 |     |                   |        |        |        |        |       |
| 5  | 2'07.904 *        | 29.22* | 32.310  | 24.907 | 41.458 | 272.7 |     |                   |        |        |        |        |       |
| 6  | 2'09.035 *        | 29.06* | 33.891  | 24.833 | 41.250 | 272.7 |     |                   |        |        |        |        |       |
| 7  | <b>2'07.524</b>   | 29.109 | 32.233  | 24.910 | 41.272 | 273.4 |     |                   |        |        |        |        |       |
| 8  | <b>2'26.376</b> P | 31.156 | 33.173  | 25.539 | 56.508 | 268.6 |     |                   |        |        |        |        |       |
| 9  | 12'33.156         | 24.591 | 34.088  | 24.663 | 41.190 | 272.7 |     |                   |        |        |        |        |       |
| 10   | <b>2'05.887</b>   | 28.638 | 31.938  | 24.460 | 40.851 | 274.8 |     |                   |        |        |        |        |       |
| 11   | <b>2'05.754</b>   | 28.455 | 32.061  | 24.440 | 40.798 | 272.7 |     |                   |        |        |        |        |       |
| 12   | <b>2'05.889</b>   | 28.535 | 32.034  | 24.488 | 40.832 | 272.7 |     |                   |        |        |        |        |       |
| 13   | <b>2'05.868</b>   | 28.480 | 31.969  | 24.490 | 40.929 | 272.7 |     |                   |        |        |        |        |       |
| 14   | <b>2'14.851</b>   | 31.650 | 34.117  | 25.561 | 43.523 | 260.8 |     |                   |        |        |        |        |       |

**Fastest Lap:** Pedro ACOSTA Red Bull KTM Ajo SPA **2'05.399** 28.714 31.699 24.373 40.613

These data/results cannot be reproduced, stored and/or transmitted in whole or in part by any manner of electronic, mechanical, photocopying, recording, broadcasting or otherwise now known or herein after developed without the previous express consent by the copyright owner, except for reproduction in daily press and regular printed publications on sale to the public within 60 days of the event related to those data/results and always provided that copyright symbol appears together as follows below.  
© DORNA, 2023



**Practice Nr. 1**

**Moto2**

| Lap  | Lap Time   | T1     | T2      | T3     | T4      | Speed | Lap   | Lap Time   | T1     | T2      | T3     | T4      | Speed |          |        |        |        |        |       |
|--|------------|--------|---------|--------|---------|-------|---|------------|--------|---------|--------|---------|-------|----------|--------|--------|--------|--------|-------|
| <b>6th 75 Albert ARENAS</b> Red Bull KTM Ajo SPA<br>Runs=2 Total laps=14 Full laps=11 Valid laps=9 |            |        |         |        |         |       | <b>9th 16 Joe ROBERTS</b> Italtrans Racing Team USA<br>Runs=2 Total laps=16 Full laps=13 Valid laps=11  |            |        |         |        |         |       |          |        |        |        |        |       |
| 1  | 2'57.974   | 24.906 | 35.200  | 26.395 | 43.108  | 269.3 | 1   | 2'57.314   | 24.474 | 35.233  | 26.297 | 43.281  | 268.6 |          |        |        |        |        |       |
| 2  | 2'13.896   | 30.238 | 33.393  | 28.431 | 41.834  | 272.7 | 2   | 2'12.269   | 30.919 | 33.745  | 25.371 | 42.234  | 270.0 |          |        |        |        |        |       |
| 3  | 2'09.251   | 29.440 | 32.668  | 25.662 | 41.481  | 271.3 | 3   | 2'09.093   | 29.477 | 32.679  | 25.139 | 41.798  | 270.6 |          |        |        |        |        |       |
| 4  | 2'07.711   | 29.258 | 32.326  | 25.044 | 41.083  | 272.7 | 4   | 2'11.319   | 29.476 | 35.244  | 24.993 | 41.606  | 272.0 |          |        |        |        |        |       |
| 5  | 2'08.207   | 29.191 | 32.331  | 25.131 | 41.554  | 270.6 | 5   | 2'07.663   | 29.134 | 32.488  | 24.907 | 41.134  | 272.0 |          |        |        |        |        |       |
| 6  | 2'10.570 * | 29.39* | 32.965  | 26.469 | 41.746  | 271.3 | 6   | 2'09.159 * | 30.00* | 32.382  | 24.999 | 41.778  | 269.3 |          |        |        |        |        |       |
| 7  | 2'07.249   | 29.019 | 32.276  | 24.859 | 41.095  | 274.1 | 7   | 2'07.321   | 29.028 | 32.353  | 24.701 | 41.239  | 271.3 |          |        |        |        |        |       |
| 8  | 2'07.382   | 29.031 | 32.153  | 24.882 | 41.316  | 272.0 | 8   | 2'06.916   | 28.819 | 32.160  | 24.779 | 41.158  | 270.6 |          |        |        |        |        |       |
| 9  | 2'19.166 P | 30.749 | 36.475  | 25.557 | 46.385  | 271.3 | 9   | 2'07.994   | 28.956 | 32.400  | 24.991 | 41.647  | 268.6 |          |        |        |        |        |       |
| 10   | 12'33.604  | 27.140 | 33.490  | 25.702 | 41.780  | 269.3 | 10  | 2'13.775 * | 33.91* | 33.263  | 25.104 | 41.490  | 270.6 |          |        |        |        |        |       |
| 11   | 2'06.458   | 28.830 | 31.994  | 24.881 | 40.753  | 274.1 | 11  | 2'21.444 P | 28.987 | 32.302  | 27.462 | 52.693  | 269.3 |          |        |        |        |        |       |
| 12   | 2'06.438   | 28.780 | 32.145  | 24.823 | 40.690  | 272.0 | 12  | 7'32.632   | 25.193 | 33.266  | 25.238 | 41.373  | 271.3 |          |        |        |        |        |       |
| 13   | 2'05.849   | 28.591 | 31.941  | 24.629 | 40.688  | 273.4 | 13  | 2'06.256   | 28.885 | 32.014  | 24.520 | 40.837  | 273.4 |          |        |        |        |        |       |
| 14   | 2'11.297 * | 28.811 | 34.494* | 26.709 | 41.283  | 272.7 | 14  | 2'10.299   | 28.568 | 34.411  | 25.341 | 41.979  | 270.6 |          |        |        |        |        |       |
| <b>7th 96 Jake DIXON</b> Tensite GASGAS Asp GBR<br>Runs=2 Total laps=15 Full laps=12 Valid laps=10 |            |        |         |        |         |       | <b>15th 2'06.027</b> 28.689 31.997 24.562 40.779 273.4  |            |        |         |        |         |       |          |        |        |        |        |       |
| 1  | 3'11.274   | 23.029 | 33.644  | 26.182 | 42.448  | 269.3 | 16  | 2'06.159   | 28.513 | 32.036  | 24.667 | 40.943  | 274.1 |          |        |        |        |        |       |
| 2  | 2'08.633   | 29.497 | 32.259  | 25.073 | 41.804  | 273.4 | <b>10th 21 Alonso LOPEZ</b> Beta Tools SpeedUp SPA<br>Runs=2 Total laps=17 Full laps=14 Valid laps=13   |            |        |         |        |         |       |          |        |        |        |        |       |
| 3  | 2'07.701   | 29.205 | 32.119  | 24.927 | 41.450  | 270.6 | 1   | 2'21.402   | 23.078 | 34.235  | 26.562 | 42.953  | 270.0 |          |        |        |        |        |       |
| 4  | 2'07.180   | 29.078 | 32.095  | 24.815 | 41.192  | 272.0 | 2   | 2'10.296   | 29.935 | 32.757  | 25.519 | 42.085  | 270.6 |          |        |        |        |        |       |
| 5  | 2'06.804 * | 29.02* | 32.026  | 24.789 | 40.961  | 271.3 | 3   | 2'08.985   | 29.580 | 32.458  | 25.324 | 41.623  | 271.3 |          |        |        |        |        |       |
| 6  | 2'10.031 * | 28.90* | 34.873  | 24.922 | 41.332* | 271.3 | 4   | 2'13.069   | 33.543 | 32.789  | 25.219 | 41.518  | 270.6 |          |        |        |        |        |       |
| 7  | 2'07.258   | 29.413 | 32.193  | 24.727 | 40.925  | 272.7 | 5   | 2'07.829   | 29.020 | 32.339  | 25.212 | 41.258  | 270.6 |          |        |        |        |        |       |
| 8  | 2'07.654   | 28.777 | 31.920  | 24.997 | 41.960  | 275.5 | 6   | 2'07.400   | 29.024 | 32.245  | 25.008 | 41.123  | 272.0 |          |        |        |        |        |       |
| 9  | 2'06.677   | 28.821 | 32.123  | 24.712 | 41.021  | 272.7 | 7   | 2'17.836   | 30.100 | 34.895  | 25.977 | 46.864  | 177.6 |          |        |        |        |        |       |
| 10   | 2'18.874 P | 28.99* | 33.136  | 27.051 | 49.697  | 268.6 | 8   | 2'07.346   | 29.002 | 32.030  | 25.146 | 41.168  | 273.4 |          |        |        |        |        |       |
| 11   | 9'42.086   | 24.417 | 32.829  | 24.978 | 41.132  | 272.0 | 9   | 2'08.794   | 29.085 | 32.104  | 25.395 | 42.210  | 267.3 |          |        |        |        |        |       |
| 12   | 2'05.869   | 28.848 | 31.927  | 24.515 | 40.579  | 274.8 | 10  | 2'07.082   | 28.927 | 31.912  | 24.893 | 41.350  | 272.7 |          |        |        |        |        |       |
| 13   | 2'07.438   | 28.793 | 32.012  | 25.519 | 41.114  | 270.0 | 11  | 2'26.078 P | 31.571 | 34.530  | 26.798 | 53.179  | 257.7 |          |        |        |        |        |       |
| 14   | 2'07.221   | 28.576 | 31.896  | 24.824 | 41.925  | 276.9 | 12  | 6'17.997   | 23.567 | 32.395  | 24.923 | 40.881  | 270.6 |          |        |        |        |        |       |
| 15   | 2'06.024   | 28.502 | 31.864  | 24.740 | 40.918  | 278.3 | 13  | 2'06.395   | 28.732 | 31.846  | 24.762 | 41.055  | 272.7 |          |        |        |        |        |       |
| <b>8th 22 Sam LOWES</b> Elf Marc VDS Racing GBR<br>Runs=1 Total laps=19 Full laps=18 Valid laps=14 |            |        |         |        |         |       | <b>14</b>   |            |        |         |        |         |       | 2'06.780 | 28.806 | 31.977 | 24.764 | 41.233 | 272.7 |
| 1  | 3'21.504   | 25.124 | 34.985  | 26.809 | 44.341  | 266.6 | 15  | 2'12.123 * | 32.123 | 33.556  | 26.134 | 40.310* | 272.7 |          |        |        |        |        |       |
| 2  | 2'11.917 * | 30.546 | 33.419  | 25.575 | 42.377* | 268.6 | 16  | 2'06.310   | 28.734 | 31.898  | 24.798 | 40.880  | 272.7 |          |        |        |        |        |       |
| 3  | 2'09.555   | 29.798 | 32.781  | 25.229 | 41.747  | 268.6 | 17  | 2'06.348   | 28.776 | 32.018  | 24.731 | 40.823  | 273.4 |          |        |        |        |        |       |
| 4  | 2'09.143   | 29.478 | 32.770  | 25.030 | 41.865  | 268.6 | <b>11th 14 Tony ARBOLINO</b> Elf Marc VDS Racing ITA<br>Runs=2 Total laps=16 Full laps=13 Valid laps=11 |            |        |         |        |         |       |          |        |        |        |        |       |
| 5  | 2'08.623 * | 29.43* | 32.403  | 25.021 | 41.764  | 269.3 | 1   | 3'02.033   | 23.227 | 34.618  | 25.718 | 42.473  | 272.0 |          |        |        |        |        |       |
| 6  | 2'08.008 * | 29.22* | 32.346  | 24.845 | 41.596  | 268.6 | 2   | 2'09.271 * | 29.613 | 32.820* | 25.328 | 41.510  | 274.1 |          |        |        |        |        |       |
| 7  | 2'07.519   | 29.039 | 32.290  | 24.843 | 41.347  | 270.0 | 3   | 2'08.090   | 29.461 | 32.632  | 24.915 | 41.082  | 276.2 |          |        |        |        |        |       |
| 8  | 2'07.780   | 29.270 | 32.330  | 24.847 | 41.333  | 270.6 | 4   | 2'07.272   | 28.873 | 32.222  | 24.833 | 41.344  | 272.7 |          |        |        |        |        |       |
| 9  | 2'07.472   | 29.133 | 32.266  | 24.859 | 41.214  | 269.3 | 5   | 2'20.992 P | 29.660 | 33.455  | 26.105 | 51.772  | 246.5 |          |        |        |        |        |       |
| 10   | 2'06.889 * | 28.92* | 32.068  | 24.740 | 41.158  | 271.3 | 6   | 7'20.539   | 21.997 | 33.007  | 25.190 | 41.507  | 270.6 |          |        |        |        |        |       |
| 11   | 2'06.844   | 28.967 | 32.031  | 24.769 | 41.077  | 270.6 | 7   | 2'06.944   | 28.951 | 32.179  | 24.766 | 41.048  | 273.4 |          |        |        |        |        |       |
| 12   | 2'06.983   | 28.970 | 32.070  | 24.720 | 41.223  | 270.0 | 8   | 2'06.753   | 28.741 | 32.200  | 24.746 | 41.066  | 273.4 |          |        |        |        |        |       |
| 13   | 2'07.636   | 28.888 | 32.775  | 24.876 | 41.097  | 270.6 | 9   | 2'06.996   | 28.881 | 32.437  | 24.689 | 40.989  | 274.1 |          |        |        |        |        |       |
| 14   | 2'06.384   | 28.845 | 31.978  | 24.555 | 41.006  | 270.6 | 10  | 2'07.131   | 28.841 | 32.439  | 24.807 | 41.044  | 273.4 |          |        |        |        |        |       |
| 15   | 2'06.042   | 28.825 | 31.872  | 24.514 | 40.831  | 271.3 | 11  | 2'06.912   | 28.893 | 32.260  | 24.742 | 41.017  | 274.1 |          |        |        |        |        |       |
| 16   | 2'06.547   | 28.769 | 31.970  | 24.632 | 41.176  | 267.9 | 12  | 2'06.405   | 28.758 | 32.072  | 24.759 | 40.816  | 274.8 |          |        |        |        |        |       |
| 17   | 2'05.982   | 28.699 | 32.035  | 24.477 | 40.771  | 270.6 | 13  | 2'07.505   | 28.924 | 32.562  | 24.852 | 41.167  | 272.7 |          |        |        |        |        |       |
| 18   | 2'18.585   | 32.008 | 35.922  | 27.685 | 42.970  | 265.3 | 14  | 2'06.344   | 28.740 | 32.142  | 24.675 | 40.787  | 274.1 |          |        |        |        |        |       |
| 19   | 2'08.948   | 29.585 | 32.429  | 25.125 | 41.809  | 270.0 |   |            |        |         |        |         |       |          |        |        |        |        |       |

**Fastest Lap:** Pedro ACOSTA Red Bull KTM Ajo SPA **2'05.399** 28.714 31.699 24.373 40.613

These data/results cannot be reproduced, stored and/or transmitted in whole or in part by any manner of electronic, mechanical, photocopying, recording, broadcasting or otherwise now known or herein after developed without the previous express consent by the copyright owner, except for reproduction in daily press and regular printed publications on sale to the public within 60 days of the event related to those data/results and always provided that copyright symbol appears together as follows below.  
© DORNA, 2023



## Practice Nr. 1

## Moto2

| Lap  | Lap Time        | T1            | T2            | T3            | T4            | Speed        | Lap   | Lap Time        | T1            | T2            | T3            | T4            | Speed        |
|--|-----------------|---------------|---------------|---------------|---------------|--------------|---|-----------------|---------------|---------------|---------------|---------------|--------------|
| 15   | <b>2'06.370</b> | 28.749        | 32.114        | <b>24.547</b> | 40.960        | 274.8        | 3   | 2'10.344 *      | 29.442        | 33.063*       | 26.134        | 41.705        | 268.6        |
| 16   | 2'05.852 *      | <b>28.653</b> | <b>32.018</b> | 24.597*       | 40.584*       | 276.2        | 4   | <b>2'10.752</b> | 30.546        | 32.815        | 25.444        | 41.947        | 268.6        |
| <b>12th 54</b> <b>Fermin ALDEGUER</b> Beta Tools SpeedUp SPA<br>Runs=3 Total laps=12 Full laps=7 Valid laps=7  |                 |               |               |               |               |              | 5   | <b>2'08.837</b> | 29.303        | 32.501        | 25.309        | 41.724        | 269.3        |
| 1  | 2'25.870        | 22.847        | 34.499        | 26.207        | 42.768        | 272.7        | 6   | <b>2'09.020</b> | 29.366        | 32.719        | 25.241        | 41.694        | 270.0        |
| 2  | <b>2'10.222</b> | 29.808        | 33.397        | 25.446        | 41.571        | 272.0        | 7   | <b>2'08.348</b> | 29.200        | 32.404        | 25.091        | 41.653        | 270.6        |
| 3  | <b>2'07.348</b> | 29.048        | 32.129        | 24.772        | 41.399        | 270.6        | 8   | <b>2'08.589</b> | 29.229        | 32.471        | 25.207        | 41.682        | 270.6        |
| 4  | <b>2'07.186</b> | 28.984        | 32.114        | 24.728        | 41.360        | 272.0        | 9   | <b>2'12.682</b> | 29.174        | 32.414        | 25.045        | 46.049        | 270.6        |
| 5  | <b>2'06.777</b> | 28.889        | <b>31.963</b> | 24.589        | 41.336        | 272.7        | 10  | 2'20.581 P      | 30.167        | 34.163        | 28.744        | <b>47.507</b> | 270.0        |
| 6  | 2'18.791 P      | 28.915        | 32.900        | 25.705        | 51.271        | 271.3        | 11  | 7'59.062        | 24.525        | 33.393        | 25.290        | 45.918        | 268.6        |
| 7  | 12'44.053       | 22.224        | 33.070        | 24.734        | 41.783        | 270.6        | 12  | <b>2'07.212</b> | 29.091        | 32.116        | 24.932        | <b>41.073</b> | 272.0        |
| 8  | <b>2'07.000</b> | 29.036        | 32.000        | <b>24.570</b> | 41.394        | 272.0        | 13  | <b>2'08.557</b> | 29.523        | 33.069        | 24.838        | 41.127        | 273.4        |
| 9  | <b>2'06.894</b> | 28.851        | 32.201        | 24.633        | 41.209        | 272.0        | 14  | <b>2'06.943</b> | <b>28.761</b> | 32.093        | 24.997        | 41.092        | 272.0        |
| 10   | <b>2'06.487</b> | <b>28.823</b> | 31.979        | 24.611        | 41.074        | 272.0        | 15  | <b>2'06.983</b> | 29.033        | 32.045        | 24.753        | 41.152        | 272.7        |
| 11   | 2'16.924 P      | 29.319        | 32.586        | 25.406        | 49.613        | 251.7        | 16  | <b>2'06.703</b> | 28.820        | <b>32.024</b> | <b>24.740</b> | 41.119        | <b>276.2</b> |
| 12   | 5'36.814        | 21.914        | 32.504        | 24.698        | <b>41.029</b> | <b>274.1</b> | <b>16th 71</b> <b>Dennis FOGGIA</b> Italtrans Racing Team ITA<br>Runs=3 Total laps=14 Full laps=10 Valid laps=7 |                 |               |               |               |               |              |
| <b>13th 28</b> <b>Izan GUEVARA</b> Tensite GASGAS Asp SPA<br>Runs=2 Total laps=14 Full laps=11 Valid laps=9  |                 |               |               |               |               |              | 1   | 3'05.612 P      | 24.910        | 34.924        | 26.296        | 50.601        | 265.3        |
| 1  | 2'49.071        | 24.212        | 35.556        | 27.834        | 43.514        | 271.3        | 2   | 6'40.414        | 22.197        | 33.486        | 25.602        | 42.606        | 270.0        |
| 2  | 2'13.708 *      | 30.971        | 33.785        | 26.337*       | 42.615        | 272.7        | 3   | 2'10.498 *      | 29.85*        | 32.966        | 25.534        | 42.146        | 270.0        |
| 3  | <b>2'10.892</b> | 30.247        | 33.142        | 25.751        | 41.752        | 272.7        | 4   | 2'09.926 *      | 29.65*        | 32.994        | 25.357        | 41.923        | 271.3        |
| 4  | <b>2'09.855</b> | 29.628        | 32.773        | 25.638        | 41.816        | 272.7        | 5   | <b>2'09.472</b> | 29.492        | 32.816        | 25.280        | 41.884        | 271.3        |
| 5  | <b>2'09.210</b> | 29.496        | 32.582        | 25.564        | 41.568        | 272.7        | 6   | <b>2'08.993</b> | 29.938        | 32.574        | 24.938        | 41.543        | 274.1        |
| 6  | 2'10.233 *      | 29.82*        | 32.814        | 25.441        | 42.149        | 272.0        | 7   | <b>2'08.675</b> | 29.355        | 32.701        | 24.915        | 41.704        | 272.7        |
| 7  | <b>2'08.710</b> | 29.354        | 32.554        | 25.343        | 41.459        | <b>276.2</b> | 8   | 2'08.082 *      | 29.20*        | 32.486        | 24.927        | 41.463        | 273.4        |
| 8  | <b>2'08.087</b> | 29.191        | 32.121        | 25.099        | 41.676        | 273.4        | 9   | 2'16.917 P      | 30.756        | 33.494        | 26.276        | 46.391        | 271.3        |
| 9  | 2'21.298 P      | 31.529        | 36.889        | 25.441        | 47.439        | 241.0        | 10  | 7'18.561        | 23.380        | 33.131        | 25.279        | 41.396        | 274.8        |
| 10   | 11'53.737       | 23.789        | 32.910        | 25.108        | 41.418        | 272.7        | 11  | <b>2'06.968</b> | 29.041        | <b>32.133</b> | 24.790        | 41.004        | <b>276.2</b> |
| 11   | <b>2'07.834</b> | 29.181        | 32.221        | 25.205        | 41.227        | 272.7        | 12  | <b>2'07.164</b> | 28.916        | 32.206        | 24.916        | 41.126        | 274.1        |
| 12   | <b>2'07.143</b> | 28.909        | 32.231        | 25.022        | 40.981        | 272.0        | 13  | <b>2'06.886</b> | 29.003        | 32.171        | <b>24.726</b> | <b>40.986</b> | 274.1        |
| 13   | <b>2'07.065</b> | 28.931        | 32.129        | 24.985        | 41.020        | 273.4        | 14  | <b>2'07.035</b> | <b>28.820</b> | 32.278        | 24.803        | 41.134        | 274.1        |
| 14   | <b>2'06.629</b> | <b>28.745</b> | <b>32.100</b> | <b>24.833</b> | <b>40.951</b> | 272.0        | <b>17th 7</b> <b>Barry BALTUS</b> Fieten Olie Racing GP BEL<br>Runs=2 Total laps=15 Full laps=12 Valid laps=9   |                 |               |               |               |               |              |
| <b>14th 12</b> <b>Filip SALAC</b> QJMOTOR Gresini M CZE<br>Runs=2 Total laps=14 Full laps=11 Valid laps=9  |                 |               |               |               |               |              | 1   | 2'46.647 *      | 23.217        | 33.389        | 29.744*       | 42.544*       | 269.3        |
| 1  | 3'13.045        | 23.163        | 34.114        | 25.575        | 42.876        | 274.1        | 2   | 2'10.028 *      | 29.66*        | 32.645        | 25.675        | 42.046        | 270.0        |
| 2  | <b>2'08.728</b> | 29.456        | 32.570        | 25.014        | 41.688        | 275.5        | 3   | <b>2'10.684</b> | 29.638        | 32.714        | 26.008        | 42.324        | 270.0        |
| 3  | <b>2'08.096</b> | 29.226        | 32.429        | 24.990        | 41.451        | 275.5        | 4   | <b>2'09.199</b> | 29.499        | 32.589        | 25.280        | 41.831        | 268.6        |
| 4  | <b>2'07.663</b> | 29.081        | 32.202        | 24.847        | 41.533        | 274.8        | 5   | <b>2'09.123</b> | 29.332        | 32.642        | 25.216        | 41.933        | 269.3        |
| 5  | 2'07.903 *      | 29.19*        | 32.301        | 24.818        | 41.593        | 274.8        | 6   | 2'08.413 *      | 29.24*        | 32.375        | 25.116        | 41.675        | 270.6        |
| 6  | 2'07.625 *      | 29.06*        | 32.323        | 24.939        | 41.303        | 274.8        | 7   | <b>2'08.226</b> | 29.104        | 32.373        | 25.106        | 41.643        | 268.6        |
| 7  | <b>2'07.263</b> | 28.944        | 32.260        | 24.864        | 41.195        | 273.4        | 8   | 2'08.218 *      | 29.059        | 32.584        | 25.033*       | 41.542        | 270.6        |
| 8  | <b>2'06.995</b> | 28.776        | 32.268        | 24.891        | 41.060        | 274.1        | 9   | <b>2'07.724</b> | 29.237        | 32.209        | 24.937        | 41.341        | <b>272.7</b> |
| 9  | <b>2'10.968</b> | 28.844        | 32.633        | 25.109        | 44.382        | 272.7        | 10  | 2'13.323 P      | 30.780        | 33.677        | 25.796        | 43.070        | 269.3        |
| 10   | 2'19.609 P      | 29.29*        | 35.444*       | 26.746        | 48.125        | 261.5        | 11  | 9'30.968 *      | 24.530        | 33.343        | 26.279        | 44.749*       | 233.2        |
| 11   | 12'11.561       | 25.455        | 32.601        | 25.285        | 41.783        | 272.0        | 12  | <b>2'07.335</b> | 29.061        | 32.182        | 24.785        | <b>41.307</b> | 270.0        |
| 12   | <b>2'06.819</b> | 28.833        | 32.204        | 24.850        | <b>40.932</b> | 275.5        | 13  | <b>2'08.051</b> | 28.869        | 32.223        | 25.044        | 41.915        | 240.0        |
| 13   | <b>2'06.674</b> | 28.851        | <b>32.016</b> | <b>24.671</b> | 41.136        | 274.1        | 14  | <b>2'06.922</b> | <b>28.838</b> | <b>32.066</b> | <b>24.639</b> | 41.379        | 267.9        |
| 14   | <b>2'07.283</b> | <b>28.763</b> | 32.304        | 24.756        | 41.460        | <b>276.9</b> | 15  | <b>2'07.848</b> | 28.985        | 32.422        | 24.998        | 41.443        | 269.3        |
| <b>15th 11</b> <b>Sergio GARCIA</b> Pons Wegow Los40 SPA<br>Runs=2 Total laps=16 Full laps=13 Valid laps=12  |                 |               |               |               |               |              | <b>18th 13</b> <b>Celestino VIETTI</b> Fantic Racing ITA<br>Runs=2 Total laps=16 Full laps=13 Valid laps=11     |                 |               |               |               |               |              |
| 1  | 2'25.191        | 23.130        | 34.477        | 26.342        | 43.682        | 270.0        | 1   | 2'40.253        | 23.705        | 34.443        | 26.413        | 43.017        | 272.0        |
| 2  | <b>2'11.967</b> | 30.076        | 33.754        | 25.957        | 42.180        | 270.0        | 2   | <b>2'10.437</b> | 30.004        | 32.869        | 25.680        | 41.884        | <b>274.8</b> |
| <b>Fastest Lap:</b> Pedro ACOSTA Red Bull KTM Ajo SPA <b>2'05.399</b> 28.714 31.699 24.373 40.613  |                 |               |               |               |               |              | 3   | 2'09.766 *      | 29.839        | 32.323        | 25.696*       | 41.908        | 272.0        |
| These data/results cannot be reproduced, stored and/or transmitted in whole or in part by any manner of electronic, mechanical, photocopying, recording, broadcasting or otherwise now known or herein after developed without the previous express consent by the copyright owner, except for reproduction in daily press and regular printed publications on sale to the public within 60 days of the event related to those data/results and always provided that copyright symbol appears together as follows below. |                 |               |               |               |               |              | 4   | <b>2'08.395</b> | 29.230        | 32.446        | 25.212        | 41.507        | 273.4        |
| © DORNA, 2023  |                 |               |               |               |               |              |   |                 |               |               |               |               |              |

Official MotoGP Timing by TISSOT  
www.motogp.com

# Practice Nr. 1

# Moto2

| Lap | Lap Time        | T1     | T2      | T3     | T4     | Speed | Lap | Lap Time        | T1     | T2     | T3     | T4     | Speed |
|-----|-----------------|--------|---------|--------|--------|-------|-----|-----------------|--------|--------|--------|--------|-------|
| 5   | <b>2'08.758</b> | 29.421 | 32.475  | 25.219 | 41.643 | 272.7 | 6   | 2'08.627 *      | 29.19* | 32.830 | 25.045 | 41.557 | 270.0 |
| 6   | 2'31.813 P      | 35.137 | 36.243  | 26.611 | 53.822 | 266.0 | 7   | <b>2'08.362</b> | 29.200 | 32.543 | 24.915 | 41.704 | 268.6 |
| 7   | 7'42.316        | 23.880 | 33.736  | 25.912 | 42.111 | 271.3 | 8   | <b>2'07.660</b> | 29.083 | 32.365 | 24.705 | 41.507 | 272.7 |
| 8   | 2'09.106 *      | 29.636 | 32.742* | 25.115 | 41.613 | 271.3 | 9   | <b>2'08.525</b> | 29.041 | 32.725 | 24.840 | 41.919 | 267.9 |
| 9   | <b>2'08.736</b> | 29.553 | 32.509  | 25.036 | 41.638 | 271.3 | 10  | 2'08.689 *      | 29.50* | 32.532 | 24.939 | 41.718 | 270.0 |
| 10  | <b>2'07.682</b> | 29.197 | 32.302  | 25.025 | 41.158 | 271.3 | 11  | <b>2'07.459</b> | 28.970 | 32.398 | 24.745 | 41.346 | 268.6 |
| 11  | <b>2'07.619</b> | 28.970 | 32.377  | 24.926 | 41.346 | 272.7 | 12  | 2'18.107 P      | 28.994 | 32.460 | 24.978 | 51.675 | 268.6 |
| 12  | <b>2'07.576</b> | 29.145 | 32.309  | 24.800 | 41.322 | 272.0 | 13  | 7'32.788        | 23.051 | 34.539 | 25.239 | 42.196 | 250.0 |
| 13  | <b>2'07.171</b> | 29.006 | 32.283  | 24.764 | 41.118 | 272.0 | 14  | <b>2'13.012</b> | 30.919 | 32.417 | 26.562 | 43.114 | 269.3 |
| 14  | <b>2'06.993</b> | 28.927 | 32.218  | 24.713 | 41.135 | 270.6 | 15  | <b>2'07.297</b> | 29.058 | 32.492 | 24.566 | 41.181 | 270.0 |
| 15  | 2'06.987        | 28.884 | 32.392  | 24.677 | 41.034 | 272.7 | 16  | 2'07.267        | 28.845 | 32.424 | 24.778 | 41.220 | 268.6 |
| 16  | <b>2'07.462</b> | 28.802 | 32.182  | 25.038 | 41.440 | 271.3 |     |                 |        |        |        |        |       |

## 19th 64 Bo BENDSNEYDER Pertamina Mandalika NED

| Runs=2 | Total laps=16   | Full laps=13 | Valid laps=11 |        |         |       |
|--------|-----------------|--------------|---------------|--------|---------|-------|
| 1      | 2'32.352        | 24.806       | 35.481        | 26.582 | 43.155  | 264.0 |
| 2      | <b>2'11.638</b> | 30.429       | 33.508        | 25.484 | 42.217  | 264.7 |
| 3      | <b>2'10.031</b> | 29.655       | 32.912        | 25.329 | 42.135  | 267.9 |
| 4      | <b>2'09.434</b> | 29.669       | 32.725        | 25.208 | 41.832  | 265.3 |
| 5      | <b>2'09.018</b> | 29.326       | 32.806        | 25.170 | 41.716  | 266.0 |
| 6      | <b>2'12.485</b> | 32.585       | 33.016        | 25.139 | 41.745  | 266.6 |
| 7      | <b>2'08.506</b> | 29.301       | 32.723        | 25.035 | 41.447  | 267.9 |
| 8      | <b>2'08.370</b> | 29.206       | 32.571        | 24.995 | 41.598  | 268.6 |
| 9      | 2'24.850 P      | 32.679       | 36.115        | 27.714 | 48.342  | 262.7 |
| 10     | 8'01.644        | 23.874       | 33.350        | 24.950 | 41.370  | 269.3 |
| 11     | <b>2'07.407</b> | 29.055       | 32.410        | 24.786 | 41.156  | 268.6 |
| 12     | <b>2'07.370</b> | 29.079       | 32.237        | 24.817 | 41.237  | 269.3 |
| 13     | 2'08.983 *      | 29.020       | 32.617        | 25.308 | 42.038* | 248.2 |
| 14     | 2'12.280 *      | 29.039       | 32.375        | 27.604 | 43.262* | 264.0 |
| 15     | <b>2'07.291</b> | 29.105       | 32.312        | 24.664 | 41.210  | 267.3 |
| 16     | 2'07.012        | 28.817       | 32.267        | 24.748 | 41.180  | 270.0 |

## 20th 15 Darryn BINDER Liqui Moly Husqvarna RSA

| Runs=2 | Total laps=14   | Full laps=11 | Valid laps=11 |        |         |       |
|--------|-----------------|--------------|---------------|--------|---------|-------|
| 1      | 2'39.210        | 24.127       | 36.183        | 26.618 | 43.480  | 272.0 |
| 2      | <b>2'11.875</b> | 30.186       | 33.473        | 25.815 | 42.401  | 274.8 |
| 3      | <b>2'09.749</b> | 29.730       | 32.747        | 25.493 | 41.779  | 274.8 |
| 4      | <b>2'08.302</b> | 29.110       | 32.447        | 25.109 | 41.636  | 276.2 |
| 5      | <b>2'10.662</b> | 29.342       | 32.436        | 25.250 | 43.634  | 268.6 |
| 6      | <b>2'09.499</b> | 29.302       | 33.065        | 25.378 | 41.754  | 275.5 |
| 7      | <b>2'09.316</b> | 29.348       | 32.899        | 25.173 | 41.896  | 272.7 |
| 8      | 2'19.070 P      | 31.798       | 34.537        | 26.002 | 46.733  | 270.6 |
| 9      | 13'02.546 *     | 24.853       | 34.407*       | 25.381 | 40.416* | 276.2 |
| 10     | 2'07.228        | 28.930       | 32.248        | 24.990 | 41.060  | 274.8 |
| 11     | <b>2'07.647</b> | 28.997       | 32.453        | 24.992 | 41.205  | 274.1 |
| 12     | <b>2'07.291</b> | 28.926       | 32.427        | 24.902 | 41.036  | 275.5 |
| 13     | <b>2'07.457</b> | 28.946       | 32.398        | 25.001 | 41.112  | 274.1 |
| 14     | <b>2'11.480</b> | 30.502       | 33.070        | 25.410 | 42.498  | 272.0 |

## 21st 52 Jeremy ALCOBA QJMOTOR Gresini M SPA

| Runs=2 | Total laps=16   | Full laps=13 | Valid laps=10 |        |        |       |
|--------|-----------------|--------------|---------------|--------|--------|-------|
| 1      | 3'08.956        | 23.309       | 34.942        | 26.631 | 43.165 | 267.3 |
| 2      | <b>2'11.383</b> | 30.045       | 33.280        | 25.518 | 42.540 | 268.6 |
| 3      | <b>2'11.016</b> | 30.009       | 33.299        | 25.274 | 42.434 | 270.6 |
| 4      | <b>2'09.707</b> | 29.632       | 32.950        | 25.294 | 41.831 | 270.0 |
| 5      | 2'09.240 *      | 29.54*       | 32.786        | 25.161 | 41.752 | 267.9 |

## 22nd 72 Borja GOMEZ Fantic Racing SPA

| Runs=1 | Total laps=19   | Full laps=18 | Valid laps=18 |        |        |       |
|--------|-----------------|--------------|---------------|--------|--------|-------|
| 1      | 2'39.695        | 23.417       | 34.910        | 26.704 | 44.961 | 268.6 |
| 2      | <b>2'11.738</b> | 30.133       | 33.219        | 26.182 | 42.204 | 274.1 |
| 3      | <b>2'09.894</b> | 29.636       | 32.816        | 25.568 | 41.874 | 274.1 |
| 4      | <b>2'09.045</b> | 29.375       | 32.482        | 25.283 | 41.905 | 272.7 |
| 5      | <b>2'08.622</b> | 29.202       | 32.494        | 25.185 | 41.741 | 274.8 |
| 6      | <b>2'08.397</b> | 29.333       | 32.354        | 25.218 | 41.492 | 272.7 |
| 7      | 2'07.402        | 28.995       | 32.179        | 24.974 | 41.254 | 273.4 |
| 8      | <b>2'09.652</b> | 29.049       | 32.137        | 25.204 | 43.262 | 270.6 |
| 9      | <b>2'08.081</b> | 29.159       | 32.313        | 25.198 | 41.411 | 273.4 |
| 10     | <b>2'11.276</b> | 30.254       | 33.045        | 25.902 | 42.075 | 267.9 |
| 11     | <b>2'07.947</b> | 29.131       | 32.241        | 25.282 | 41.293 | 273.4 |
| 12     | <b>2'07.598</b> | 29.023       | 32.250        | 25.180 | 41.145 | 273.4 |
| 13     | <b>2'10.602</b> | 29.035       | 32.350        | 26.275 | 42.942 | 264.0 |
| 14     | <b>2'11.193</b> | 30.945       | 33.086        | 25.519 | 41.643 | 272.7 |
| 15     | <b>2'08.193</b> | 29.030       | 32.396        | 25.279 | 41.488 | 270.6 |
| 16     | <b>2'07.732</b> | 29.174       | 32.282        | 25.057 | 41.219 | 274.1 |
| 17     | <b>2'07.557</b> | 29.053       | 32.286        | 25.159 | 41.059 | 273.4 |
| 18     | <b>2'07.537</b> | 29.008       | 32.250        | 25.184 | 41.095 | 274.8 |
| 19     | <b>2'14.954</b> | 33.934       | 33.185        | 25.988 | 41.847 | 272.7 |

## 23rd 24 Marcos RAMIREZ Forward Team SPA

| Runs=2 | Total laps=13   | Full laps=9 | Valid laps=8 |        |         |       |
|--------|-----------------|-------------|--------------|--------|---------|-------|
| 1      | 2'21.158        | 24.790      | 35.061       | 26.664 | 43.219  | 271.3 |
| 2      | <b>2'10.924</b> | 30.375      | 32.846       | 25.608 | 42.095  | 274.1 |
| 3      | <b>2'08.874</b> | 29.474      | 32.376       | 25.395 | 41.629  | 273.4 |
| 4      | <b>2'13.745</b> | 33.556      | 32.951       | 25.442 | 41.796  | 272.7 |
| 5      | <b>2'09.029</b> | 29.256      | 32.612       | 25.345 | 41.816  | 272.0 |
| 6      | <b>2'12.964</b> | 31.060      | 34.587       | 25.553 | 41.764  | 273.4 |
| 7      | <b>2'08.177</b> | 29.339      | 32.282       | 25.068 | 41.488  | 274.1 |
| 8      | 2'24.462 P      | 29.722      | 32.969       | 27.263 | 54.508  | 257.1 |
| 9      | 12'28.793 *     | 24.417      | 33.056       | 25.542 | 40.981* | 273.4 |
| 10     | 2'07.823 *      | 29.229      | 32.326       | 25.357 | 40.911* | 274.1 |
| 11     | <b>2'07.743</b> | 29.138      | 32.173       | 25.044 | 41.388  | 272.0 |
| 12     | 2'07.486        | 29.004      | 32.084       | 25.056 | 41.342  | 271.3 |
| 13     | 2'24.674 P      | 32.630      | 32.614       | 25.338 | 54.092  | 270.6 |

## 24th 84 Zonta VD GOORBE Fieten Olie Racing GP NED

| Runs=2 | Total laps=16   | Full laps=13 | Valid laps=13 |        |        |       |
|--------|-----------------|--------------|---------------|--------|--------|-------|
| 1      | 2'24.069        | 24.626       | 35.607        | 27.322 | 44.212 | 266.6 |
| 2      | <b>2'13.744</b> | 30.846       | 34.040        | 26.417 | 42.441 | 273.4 |
| 3      | <b>2'11.331</b> | 29.983       | 33.325        | 25.816 | 42.207 | 270.0 |
| 4      | <b>2'10.349</b> | 29.635       | 32.977        | 25.589 | 42.148 | 270.0 |

|                     |              |                  |     |                 |        |        |        |        |
|---------------------|--------------|------------------|-----|-----------------|--------|--------|--------|--------|
| <b>Fastest Lap:</b> | Pedro ACOSTA | Red Bull KTM Ajo | SPA | <b>2'05.399</b> | 28.714 | 31.699 | 24.373 | 40.613 |
|---------------------|--------------|------------------|-----|-----------------|--------|--------|--------|--------|

These data/results cannot be reproduced, stored and/or transmitted in whole or in part by any manner of electronic, mechanical, photocopying, recording, broadcasting or otherwise now known or herein after developed without the previous express consent by the copyright owner, except for reproduction in daily press and regular printed publications on sale to the public within 60 days of the event related to those data/results and always provided that copyright symbol appears together as follows below.  
© DORNA, 2023



## Practice Nr. 1

## Moto2

| Lap | Lap Time        | T1     | T2     | T3     | T4     | Speed | Lap  | Lap Time        | T1     | T2     | T3      | T4     | Speed |
|-----|-----------------|--------|--------|--------|--------|-------|--|-----------------|--------|--------|---------|--------|-------|
| 5   | <b>2'09.628</b> | 29.412 | 32.701 | 25.497 | 42.018 | 269.3 | 1  | 2'44.244        | 23.668 | 34.842 | 26.761  | 43.757 | 268.6 |
| 6   | <b>2'09.482</b> | 29.490 | 32.540 | 25.432 | 42.020 | 267.3 | 2  | 2'13.246 *      | 30.788 | 33.838 | 26.169* | 42.451 | 268.6 |
| 7   | <b>2'09.271</b> | 29.248 | 32.699 | 25.362 | 41.962 | 268.6 | 3  | <b>2'11.362</b> | 30.229 | 33.310 | 25.557  | 42.266 | 267.9 |
| 8   | <b>2'08.945</b> | 29.207 | 32.564 | 25.271 | 41.903 | 268.6 | 4  | <b>2'11.805</b> | 30.154 | 33.141 | 25.568  | 42.942 | 267.3 |
| 9   | <b>2'09.432</b> | 29.294 | 32.735 | 25.245 | 42.158 | 268.6 | <b>unfinished</b>                                  |                 |        |        |         |        |       |
| 10  | 2'16.112 P      | 29.349 | 34.740 | 26.609 | 45.414 | 255.9 | 5  | 2'07.692 *      | 23.90* | 34.428 | 26.257* | 43.106 | 264.7 |
| 11  | 7'31.625        | 23.708 | 33.762 | 25.848 | 42.237 | 267.9 | 6  | <b>2'12.355</b> | 30.223 | 33.639 | 25.902  | 42.591 | 265.3 |
| 12  | <b>2'09.310</b> | 29.309 | 32.630 | 25.553 | 41.818 | 272.7 | 7  | <b>2'11.540</b> | 30.045 | 33.345 | 25.494  | 42.656 | 266.6 |
| 13  | <b>2'08.038</b> | 29.252 | 32.253 | 25.248 | 41.285 | 271.3 | 8  | 2'11.100        | 30.015 | 33.345 | 25.591  | 42.149 | 264.7 |
| 14  | <b>2'08.270</b> | 29.060 | 32.426 | 25.269 | 41.515 | 271.3 | <b>29th 5 Kohta NOZANE</b> Correos Prepagó Yam JPN |                 |        |        |         |        |       |
| 15  | <b>2'08.151</b> | 29.024 | 32.640 | 25.142 | 41.345 | 270.0 | Runs=2 Total laps=15 Full laps=12 Valid laps=9     |                 |        |        |         |        |       |
| 16  | 2'07.817        | 29.034 | 32.378 | 25.021 | 41.384 | 271.3 |  |                 |        |        |         |        |       |

| 25th 33 Rory SKINNER | OnlyFans American R GBR   |        |         |         |         |       |
|----------------------|---------------------------|--------|---------|---------|---------|-------|
| Runs=2 Total laps=16 | Full laps=13 Valid laps=9 |        |         |         |         |       |
| 1                    | 2'30.676                  | 24.528 | 35.722  | 26.928  | 44.064  | 265.3 |
| 2                    | <b>2'12.187</b>           | 30.608 | 33.579  | 25.695  | 42.305  | 267.3 |
| 3                    | 2'11.001 *                | 29.913 | 33.331* | 25.585  | 42.172* | 266.6 |
| 4                    | 2'11.307 *                | 30.75* | 32.992* | 25.466  | 42.095  | 267.3 |
| 5                    | <b>2'09.174</b>           | 29.519 | 32.763  | 25.253  | 41.639  | 268.6 |
| 6                    | <b>2'09.656</b>           | 29.518 | 32.806  | 25.441  | 41.891  | 267.9 |
| 7                    | <b>2'08.995</b>           | 29.277 | 32.723  | 25.226  | 41.769  | 268.6 |
| 8                    | <b>2'08.752</b>           | 29.257 | 32.556  | 25.197  | 41.742  | 267.9 |
| 9                    | 2'23.351 P                | 29.314 | 35.799  | 25.462  | 52.776  | 267.9 |
| 10                   | 8'12.064                  | 23.786 | 33.795  | 25.677  | 42.310  | 267.3 |
| 11                   | 2'10.028 *                | 29.766 | 32.990* | 25.411* | 41.861  | 267.3 |
| 12                   | 2'09.346 *                | 29.502 | 32.837* | 25.196  | 41.811  | 267.9 |
| 13                   | <b>2'08.976</b>           | 29.262 | 32.928  | 25.237  | 41.549  | 267.9 |
| 14                   | <b>2'08.309</b>           | 29.336 | 32.523  | 24.977  | 41.473  | 268.6 |
| 15                   | 2'07.835                  | 29.223 | 32.492  | 24.791  | 41.329  | 269.3 |
| 16                   | <b>2'08.029</b>           | 29.188 | 32.475  | 24.923  | 41.443  | 268.6 |

| 26th 3 Lukas TULOVIC | Liqui Moly Husqvarna GER |        |        |         |        |       |
|----------------------|--------------------------|--------|--------|---------|--------|-------|
| Runs=1 Total laps=9  | Full laps=8 Valid laps=5 |        |        |         |        |       |
| 1                    | 2'35.177                 | 24.555 | 35.432 | 26.888  | 44.036 | 266.6 |
| 2                    | <b>2'13.782</b>          | 30.763 | 34.083 | 26.107  | 42.829 | 269.3 |
| 3                    | 2'11.729 *               | 30.253 | 33.318 | 25.863* | 42.295 | 266.6 |
| 4                    | <b>2'09.803</b>          | 29.495 | 32.687 | 25.350  | 42.271 | 271.3 |
| 5                    | <b>2'11.513</b>          | 30.890 | 33.203 | 25.352  | 42.068 | 269.3 |
| 6                    | 2'09.412 *               | 29.49* | 32.877 | 25.153  | 41.887 | 269.3 |
| 7                    | <b>2'08.883</b>          | 29.311 | 32.740 | 25.120  | 41.712 | 269.3 |
| 8                    | 2'09.059 *               | 29.422 | 32.852 | 25.080* | 41.705 | 268.6 |
| 9                    | 2'08.307                 | 29.206 | 32.590 | 25.077  | 41.434 | 270.0 |

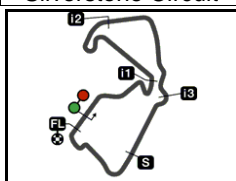
| 27th 17 Alex ESCRIG | Forward Team SPA         |        |        |        |        |       |
|---------------------|--------------------------|--------|--------|--------|--------|-------|
| Runs=2 Total laps=6 | Full laps=3 Valid laps=5 |        |        |        |        |       |
| 1                   | 2'24.542                 | 24.704 | 35.280 | 26.602 | 44.442 | 268.6 |
| 2                   | <b>2'12.934</b>          | 30.143 | 33.858 | 26.258 | 42.675 | 274.8 |
| 3                   | <b>2'11.093</b>          | 29.760 | 32.907 | 26.060 | 42.366 | 273.4 |
| 4                   | <b>2'10.081</b>          | 29.642 | 32.995 | 25.378 | 42.066 | 273.4 |
| 5                   | 2'09.681                 | 29.656 | 32.761 | 25.253 | 42.011 | 274.1 |
| <b>unfinished</b>   |                          |        |        |        |        |       |
| 6                   | 2'30.563 P               | 30.65* | 37.711 | 27.738 | 54.458 | 261.5 |

| 28th 23 Taiga HADA  | Pertamina Mandalika JPN  |
|---------------------|--------------------------|
| Runs=2 Total laps=8 | Full laps=5 Valid laps=6 |

**Fastest Lap:** Pedro ACOSTA Red Bull KTM Ajo SPA **2'05.399** 28.714 31.699 24.373 40.613

These data/results cannot be reproduced, stored and/or transmitted in whole or in part by any manner of electronic, mechanical, photocopying, recording, broadcasting or otherwise now known or herein after developed without the previous express consent by the copyright owner, except for reproduction in daily press and regular printed publications on sale to the public within 60 days of the event related to those data/results and always provided that copyright symbol appears together as follows below.  
© DORNA, 2023

Silverstone Circuit



5900 m.

Results and timing service provided by TISSOT

**MONSTER ENERGY BRITISH GRAND PRIX****Practice Nr. 1****Best Partial Times****Moto2™***IT* Ideal Lap Time, sum of the best partial times*BT* Best Lap Time

| <b>T1</b>  |                     | <b>T2</b>     |                   | <b>T3</b>     |                     | <b>T4</b>     |                     |               |            | <i>IT</i>          | <i>BT</i> |               |
|------------|---------------------|---------------|-------------------|---------------|---------------------|---------------|---------------------|---------------|------------|--------------------|-----------|---------------|
| <i>Pos</i> | <i>Rider</i>        | <i>Time</i>   | <i>Rider</i>      | <i>Time</i>   | <i>Rider</i>        | <i>Time</i>   | <i>Rider</i>        | <i>Time</i>   | <i>Pos</i> | <i>Rider</i>       |           |               |
| 1          | A.OGURA             | 28.437        | P.ACOSTA          | 31.699        | P.ACOSTA            | 24.249        | S.CHANTRA           | 40.311        | 1          | <b>P.ACOSTA</b>    | 2'05.246  | 2'05.399 (1)  |
| 2          | <b>A.CANET</b>      | <b>28.455</b> | <b>M.GONZALEZ</b> | <b>31.800</b> | <b>A.CANET</b>      | <b>24.440</b> | <b>J.DIXON</b>      | <b>40.579</b> | 2          | <b>S.CHANTRA</b>   | 2'05.367  | 2'05.415 (2)  |
| 3          | J.DIXON             | 28.502        | A.LOPEZ           | 31.846        | M.GONZALEZ          | 24.442        | M.GONZALEZ          | 40.584        | 3          | <b>M.GONZALEZ</b>  | 2'05.436  | 2'05.532 (3)  |
| 4          | <b>J.ROBERTS</b>    | <b>28.513</b> | <b>J.DIXON</b>    | <b>31.864</b> | <b>S.LOWES</b>      | <b>24.477</b> | <b>P.ACOSTA</b>     | <b>40.584</b> | 4          | <b>J.DIXON</b>     | 2'05.460  | 2'05.869 (7)  |
| 5          | S.CHANTRA           | 28.577        | S.CHANTRA         | 31.865        | J.DIXON             | 24.515        | A.OGURA             | 40.631        | 5          | <b>A.OGURA</b>     | 2'05.480  | 2'05.646 (4)  |
| 6          | <b>A.ARENAS</b>     | <b>28.591</b> | <b>S.LOWES</b>    | <b>31.872</b> | <b>J.ROBERTS</b>    | <b>24.520</b> | <b>A.ARENAS</b>     | <b>40.688</b> | 6          | <b>A.CANET</b>     | 2'05.631  | 2'05.754 (5)  |
| 7          | M.GONZALEZ          | 28.610        | A.OGURA           | 31.873        | A.OGURA             | 24.539        | S.LOWES             | 40.771        | 7          | <b>J.ROBERTS</b>   | 2'05.809  | 2'06.027 (9)  |
| 8          | <b>T.ARBOLINO</b>   | <b>28.653</b> | <b>A.CANET</b>    | <b>31.938</b> | <b>T.ARBOLINO</b>   | <b>24.547</b> | <b>J.ROBERTS</b>    | <b>40.779</b> | 8          | <b>S.LOWES</b>     | 2'05.819  | 2'05.982 (8)  |
| 9          | S.LOWES             | 28.699        | A.ARENAS          | 31.941        | J.ALCOBA            | 24.566        | T.ARBOLINO          | 40.787        | 9          | <b>A.ARENAS</b>    | 2'05.849  | 2'05.849 (6)  |
| 10         | <b>P.ACOSTA</b>     | <b>28.714</b> | <b>F.ALDEGUER</b> | <b>31.963</b> | <b>F.ALDEGUER</b>   | <b>24.570</b> | <b>A.CANET</b>      | <b>40.798</b> | 10         | <b>T.ARBOLINO</b>  | 2'06.005  | 2'06.344 (11) |
| 11         | A.LOPEZ             | 28.732        | J.ROBERTS         | 31.997        | S.CHANTRA           | 24.614        | A.LOPEZ             | 40.823        | 11         | <b>A.LOPEZ</b>     | 2'06.132  | 2'06.310 (10) |
| 12         | <b>I.GUEVARA</b>    | <b>28.745</b> | <b>F.SALAC</b>    | <b>32.016</b> | <b>A.ARENAS</b>     | <b>24.629</b> | <b>F.SALAC</b>      | <b>40.932</b> | 12         | <b>F.SALAC</b>     | 2'06.382  | 2'06.674 (14) |
| 13         | S.GARCIA            | 28.761        | T.ARBOLINO        | 32.018        | B.BALTUS            | 24.639        | I.GUEVARA           | 40.951        | 13         | <b>F.ALDEGUER</b>  | 2'06.385  | 2'06.487 (12) |
| 14         | <b>F.SALAC</b>      | <b>28.763</b> | <b>S.GARCIA</b>   | <b>32.024</b> | <b>B.BENDSNEYDE</b> | <b>24.664</b> | <b>D.FOGGIA</b>     | <b>40.986</b> | 14         | <b>S.GARCIA</b>    | 2'06.598  | 2'06.703 (15) |
| 15         | C.VIETTI            | 28.802        | B.BALTUS          | 32.066        | F.SALAC             | 24.671        | F.ALDEGUER          | 41.029        | 15         | <b>I.GUEVARA</b>   | 2'06.629  | 2'06.629 (13) |
| 16         | <b>B.BENDSNEYDE</b> | <b>28.817</b> | <b>M.RAMIREZ</b>  | <b>32.084</b> | <b>C.VIETTI</b>     | <b>24.677</b> | <b>C.VIETTI</b>     | <b>41.034</b> | 16         | <b>D.FOGGIA</b>    | 2'06.665  | 2'06.886 (16) |
| 17         | D.FOGGIA            | 28.820        | I.GUEVARA         | 32.100        | D.FOGGIA            | 24.726        | D.BINDER            | 41.036        | 17         | <b>C.VIETTI</b>    | 2'06.695  | 2'06.987 (18) |
| 18         | <b>F.ALDEGUER</b>   | <b>28.823</b> | <b>D.FOGGIA</b>   | <b>32.133</b> | <b>A.LOPEZ</b>      | <b>24.731</b> | <b>B.GOMEZ</b>      | <b>41.059</b> | 18         | <b>B.BALTUS</b>    | 2'06.850  | 2'06.922 (17) |
| 19         | B.BALTUS            | 28.838        | B.GOMEZ           | 32.137        | S.GARCIA            | 24.740        | S.GARCIA            | 41.073        | 19         | <b>B.BENDSNEY</b>  | 2'06.874  | 2'07.012 (19) |
| 20         | <b>J.ALCOBA</b>     | <b>28.845</b> | <b>C.VIETTI</b>   | <b>32.182</b> | <b>R.SKINNER</b>    | <b>24.791</b> | <b>B.BENDSNEYDE</b> | <b>41.156</b> | 20         | <b>J.ALCOBA</b>    | 2'06.957  | 2'07.267 (21) |
| 21         | D.BINDER            | 28.926        | B.BENDSNEYDE      | 32.237        | I.GUEVARA           | 24.833        | J.ALCOBA            | 41.181        | 21         | <b>D.BINDER</b>    | 2'07.112  | 2'07.228 (20) |
| 22         | <b>B.GOMEZ</b>      | <b>28.995</b> | <b>D.BINDER</b>   | <b>32.248</b> | <b>D.BINDER</b>     | <b>24.902</b> | <b>Z.VD GOORBER</b> | <b>41.285</b> | 22         | <b>B.GOMEZ</b>     | 2'07.165  | 2'07.402 (22) |
| 23         | M.RAMIREZ           | 29.004        | Z.VD GOORBER      | 32.253        | B.GOMEZ             | 24.974        | B.BALTUS            | 41.307        | 23         | <b>M.RAMIREZ</b>   | 2'07.474  | 2'07.486 (23) |
| 24         | <b>Z.VD GOORBER</b> | <b>29.024</b> | <b>J.ALCOBA</b>   | <b>32.365</b> | <b>Z.VD GOORBER</b> | <b>25.021</b> | <b>R.SKINNER</b>    | <b>41.329</b> | 24         | <b>Z.VD GOORBE</b> | 2'07.583  | 2'07.817 (24) |

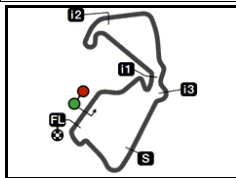
These data/results cannot be reproduced, stored and/or transmitted in whole or in part by any manner of electronic, mechanical, photocopying, recording, broadcasting or otherwise now known or herein after developed without the previous express consent by the copyright owner, except for reproduction in daily press and regular printed publications on sale to the public within 60 days of the event related to those data/results and always provided that copyright symbol appears together as follows below.  
© DORNA, 2023

Official MotoGP Timing by TISSOT  
www.motogp.com





Silverstone Circuit



5900 m.

Results and timing service provided by TISSOT

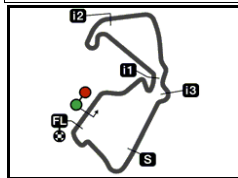
**MONSTER ENERGY BRITISH GRAND PRIX****Practice Nr. 1****Best Partial Times****Moto2™***IT* Ideal Lap Time, sum of the best partial times*BT* Best Lap Time

|            |                  | <b>T1</b>     |                  | <b>T2</b>     |                  | <b>T3</b>     |                  | <b>T4</b>     |              |            |                  |           |               |
|------------|------------------|---------------|------------------|---------------|------------------|---------------|------------------|---------------|--------------|------------|------------------|-----------|---------------|
| <i>Pos</i> | <i>Rider</i>     | <i>Time</i>   | <i>Rider</i>     | <i>Time</i>   | <i>Rider</i>     | <i>Time</i>   | <i>Rider</i>     | <i>Time</i>   | <i>Rider</i> | <i>Pos</i> | <i>Rider</i>     | <i>IT</i> | <i>BT</i>     |
| 25         | R.SKINNER        | 29.188        | R.SKINNER        | 32.475        | M.RAMIREZ        | 25.044        | M.RAMIREZ        | 41.342        |              | 25         | <b>R.SKINNER</b> | 2'07.783  | 2'07.835 (25) |
| 26         | <b>L.TULOVIC</b> | <b>29.206</b> | <b>L.TULOVIC</b> | <b>32.590</b> | <b>L.TULOVIC</b> | <b>25.077</b> | <b>L.TULOVIC</b> | <b>41.434</b> |              | 26         | <b>L.TULOVIC</b> | 2'08.307  | 2'08.307 (26) |
| 27         | A.ESCRIG         | 29.642        | A.ESCRIG         | 32.761        | A.ESCRIG         | 25.253        | A.ESCRIG         | 42.011        |              | 27         | <b>A.ESCRIG</b>  | 2'09.667  | 2'09.681 (27) |
| 28         | <b>K.NOZANE</b>  | <b>29.651</b> | <b>T.HADA</b>    | <b>33.141</b> | <b>T.HADA</b>    | <b>25.494</b> | <b>T.HADA</b>    | <b>42.149</b> |              | 28         | <b>T.HADA</b>    | 2'10.799  | 2'11.100 (28) |
| 29         | T.HADA           | 30.015        | K.NOZANE         | 33.192        | K.NOZANE         | 25.752        | K.NOZANE         | 42.283        |              | 29         | <b>K.NOZANE</b>  | 2'10.878  | 2'11.125 (29) |

These data/results cannot be reproduced, stored and/or transmitted in whole or in part by any manner of electronic, mechanical, photocopying, recording, broadcasting or otherwise now known or herein after developed without the previous express consent by the copyright owner, except for reproduction in daily press and regular printed publications on sale to the public within 60 days of the event related to those data/results and always provided that copyright symbol appears together as follows below.  
© DORNA, 2023

Official MotoGP Timing by TISSOT  
www.motogp.com





5900 m.

## MONSTER ENERGY BRITISH GRAND PRIX

## Practice Nr. 1

## Fastest Laps Sequence

| Practice Time    |  Rider | Nation | Motorcycle | Time            | Km/h  | Rider's Lap |
|------------------|---|--------|------------|-----------------|-------|-------------|
| <b>4'31.698</b>  | 21 <b>Alonso LOPEZ</b>  | SPA    | BOSCOSCURO | <b>2'10.296</b> | 163.0 | 2           |
| <b>4'36.092</b>  | 54 <b>Fermín ALDEGUER</b>   | SPA    | BOSCOSCURO | <b>2'10.222</b> | 163.1 | 2           |
| <b>4'50.780</b>  | 18 <b>Manuel GONZALEZ</b>   | SPA    | KALEX      | <b>2'08.804</b> | 164.9 | 2           |
| <b>5'11.479</b>  | 37 <b>Pedro ACOSTA</b>  | SPA    | KALEX      | <b>2'08.334</b> | 165.5 | 2           |
| <b>6'43.440</b>  | 54 <b>Fermín ALDEGUER</b>   | SPA    | BOSCOSCURO | <b>2'07.348</b> | 166.7 | 3           |
| <b>8'50.626</b>  | 54 <b>Fermín ALDEGUER</b>   | SPA    | BOSCOSCURO | <b>2'07.186</b> | 166.9 | 4           |
| <b>9'34.788</b>  | 96 <b>Jake DIXON</b>  | GBR    | KALEX      | <b>2'07.180</b> | 167.0 | 4           |
| <b>9'35.216</b>  | 35 <b>Somkiat CHANTRA</b>   | THA    | KALEX      | <b>2'06.808</b> | 167.4 | 4           |
| <b>10'57.403</b> | 54 <b>Fermín ALDEGUER</b>   | SPA    | BOSCOSCURO | <b>2'06.777</b> | 167.5 | 5           |
| <b>11'33.914</b> | 37 <b>Pedro ACOSTA</b>  | SPA    | KALEX      | <b>2'06.524</b> | 167.8 | 5           |
| <b>15'56.592</b> | 35 <b>Somkiat CHANTRA</b>   | THA    | KALEX      | <b>2'06.146</b> | 168.3 | 7           |
| <b>32'54.726</b> | 35 <b>Somkiat CHANTRA</b>   | THA    | KALEX      | <b>2'06.003</b> | 168.5 | 15          |
| <b>33'04.982</b> | 40 <b>Aron CANET</b>  | SPA    | KALEX      | <b>2'05.887</b> | 168.7 | 10          |
| <b>34'20.041</b> | 96 <b>Jake DIXON</b>  | GBR    | KALEX      | <b>2'05.869</b> | 168.7 | 12          |
| <b>35'10.736</b> | 40 <b>Aron CANET</b>  | SPA    | KALEX      | <b>2'05.754</b> | 168.9 | 11          |
| <b>37'17.202</b> | 79 <b>Ai OGURA</b>  | JPN    | KALEX      | <b>2'05.717</b> | 168.9 | 14          |
| <b>38'03.191</b> | 37 <b>Pedro ACOSTA</b>  | SPA    | KALEX      | <b>2'05.542</b> | 169.1 | 12          |
| <b>38'09.819</b> | 18 <b>Manuel GONZALEZ</b>   | SPA    | KALEX      | <b>2'05.532</b> | 169.1 | 15          |
| <b>39'15.562</b> | 35 <b>Somkiat CHANTRA</b>   | THA    | KALEX      | <b>2'05.415</b> | 169.3 | 18          |
| <b>40'08.590</b> | 37 <b>Pedro ACOSTA</b>  | SPA    | KALEX      | <b>2'05.399</b> | 169.3 | 13          |

These data/results cannot be reproduced, stored and/or transmitted in whole or in part by any manner of electronic, mechanical, photocopying, recording, broadcasting or otherwise now known or herein after developed without the previous express consent by the copyright owner, except for reproduction in daily press and regular printed publications on sale to the public within 60 days of the event related to those data/results and always provided that copyright symbol appears together as follows below.

© DORNA, 2023

Official MotoGP Timing by TISSOT  
www.motogp.com

Silverstone, Friday, August 04, 2023

