




4542 m.

MOTUL TT ASSEN

Qualifying Nr. 1

Classification

20A

	Rider	Nation	Team	Motorcycle	Time	Lap	Total	Gap	Top Speed
1	7 Barry BALTUS	BEL	Fieten Olie Racing GP	KALEX	1'36.860	4	9		253.9
2	52 Jeremy ALCOBA	SPA	QJMOTOR Gresini Moto2	KALEX	1'36.982	3	9	0.122 0.122	256.6
3	13 Celestino VIETTI	ITA	Fantic Racing	KALEX	1'36.994	4	9	0.134 0.012	257.1
4	11 Sergio GARCIA	SPA	Pons Wegow Los40	KALEX	1'37.090	7	7	0.230 0.096	252.8
5	3 Lukas TULOVIC	GER	Liqui Moly Husqvarna Intact GP	KALEX	1'37.223	5	9	0.363 0.133	253.9
6	99 Carlos TATAY	SPA	OnlyFans American Racing	KALEX	1'37.384	4	9	0.524 0.161	255.0
7	28 Izan GUEVARA	SPA	Inde GASGAS Aspar Team	KALEX	1'37.407	5	9	0.547 0.023	259.8
8	4 Sean Dylan KELLY	USA	OnlyFans American Racing	KALEX	1'37.517	8	9	0.657 0.110	253.4
9	84 Zonta VD GOORBERGH	NED	Fieten Olie Racing GP	KALEX	1'37.518	7	9	0.658 0.001	252.8
10	72 Borja GOMEZ	SPA	Fantic Racing	KALEX	1'37.551	3	9	0.691 0.033	256.0
11	71 Dennis FOGGIA	ITA	Italtrans Racing Team	KALEX	1'37.738	3	9	0.878 0.187	257.6
12	55 Yeray RUIZ	SPA	Forward Team	FORWARD	1'37.742	3	9	0.882 0.004	257.1
13	23 Taiga HADA	JPN	Pertamina Mandalika SAG Team	KALEX	1'38.113	4	9	1.253 0.371	255.5
14	17 Alex ESCRIG	SPA	Forward Team	FORWARD	1'38.134	4	9	1.274 0.021	256.6

Practice condition: Dry

Air: 27°

Humidity: 46%

Ground: 46°

Fastest Lap:	Lap: 4	Barry BALTUS	1'36.860	168.8 Km/h
Best Race Lap:	2021	Raul FERNANDEZ	1'36.690	169.1 Km/h
All Time Lap Record:	2023	Ai OGURA	1'36.000	170.3 Km/h

The results are provisional until the end of the limit for protest and appeals.

Time limit for protest expires 30' after publication of the results - Time:

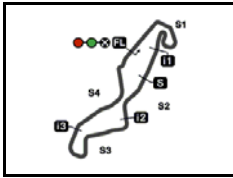
These data/results cannot be reproduced, stored and/or transmitted in whole or in part by any manner of electronic, mechanical, photocopying, recording, broadcasting or otherwise now known or herein after developed without the previous express consent by the copyright owner, except for reproduction in daily press and regular printed publications on sale to the public within 60 days of the event related to those data/results and always provided that copyright symbol appears together as follows below.

© DORNA, 2023

Official MotoGP Timing by TISSOT
www.motogp.com

Assen, Saturday, June 24, 2023



4542 m.

MOTUL TT ASSEN

Qualifying Nr. 1

Top Speed & Average

21A



Rider	Nation	Motorcycle	Top 5 speeds					Average	Top
28 Izan GUEVARA	SPA	KALEX	259.8	257.6	257.6	257.1	256.0	257.6	259.8
71 Dennis FOGGIA	ITA	KALEX	257.6	256.6	255.5	255.0	254.4	255.8	257.6
13 Celestino VIETTI	ITA	KALEX	257.1	256.0	255.5	255.0	252.3	255.2	257.1
55 Yeray RUIZ	SPA	FORWARD	257.1	256.6	255.5	255.0	254.4	255.7	257.1
17 Alex ESCRIG	SPA	FORWARD	256.6	256.6	256.0	255.5	255.0	255.9	256.6
52 Jeremy ALCOBA	SPA	KALEX	256.6	255.5	255.5	255.0	255.0	255.4	256.6
72 Borja GOMEZ	SPA	KALEX	256.0	256.0	255.0	253.4	252.8	254.6	256.0
23 Taiga HADA	JPN	KALEX	255.5	254.4	252.8	251.8	251.3	253.2	255.5
99 Carlos TATAY	SPA	KALEX	255.0	254.4	252.8	252.3	251.8	253.0	255.0
3 Lukas TULOVIC	GER	KALEX	253.9	253.4	253.4	253.4	252.8	253.3	253.9
7 Barry BALTUS	BEL	KALEX	253.9	252.8	252.3	251.3	251.3	252.3	253.9
4 Sean Dylan KELLY	USA	KALEX	253.4	252.8	252.3	251.8	251.3	252.3	253.4
11 Sergio GARCIA	SPA	KALEX	252.8	252.8	252.3	252.3	251.8	252.4	252.8
84 Zonta VD GOORBERGH	NED	KALEX	252.8	252.3	251.8	251.8	251.3	252.0	252.8

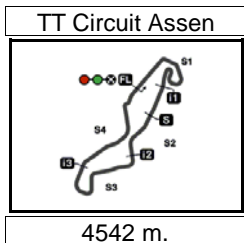
These data/results cannot be reproduced, stored and/or transmitted in whole or in part by any manner of electronic, mechanical, photocopying, recording, broadcasting or otherwise now known or herein after developed without the previous express consent by the copyright owner, except for reproduction in daily press and regular printed publications on sale to the public within 60 days of the event related to those data/results and always provided that copyright symbol appears together as follows below.

© DORNA, 2023

Official MotoGP Timing by TISSOT
www.motogp.com

Assen, Saturday, June 24, 2023





Results and timing service provided by **TISSOT**

Moto2™

MOTUL TT ASSEN

Qualifying Nr. 1

Chronological Analysis of Performances

22A

* Lap / Sector time cancelled T1 Time from finish line to 1st intermediate T3 Time from 2nd intermed. to 3rd intermed.
 P Crossing the finish line in pit lane T2 Time from 1st intermed. to 2nd intermed. T4 Time from 3rd intermediate to finish line

Lap	Lap Time	T1	T2	T3	T4	Speed	Lap	Lap Time	T1	T2	T3	T4	Speed		
1st	7	Barry BALTUS Fieten Olie Racing GP BEL						5th	3	Lukas TULOVIC Liqui Moly Husqvarna GER					
	Runs=1	Total laps=9	Full laps=7	Valid laps=7				Runs=1	Total laps=9	Full laps=7	Valid laps=5				
1	2'44.040	54.545	16.140	34.142	24.740	231.3	1	3'06.372	31.047	15.364	28.561	22.516	250.8		
2	1'36.892	31.973	14.799	27.727	22.393	253.9	2	1'38.916	32.478	15.382	28.470	22.586	251.8		
3	1'37.806	32.054	15.176	28.046	22.530	245.2	3	1'37.311	31.914	14.846	28.150	22.401	253.4		
4	1'36.860	31.696	14.850	28.038	22.276	252.3	4	1'37.558	31.844	14.870	28.008	22.836	253.9		
5	1'37.813	32.004	15.010	28.320	22.479	250.3	5	1'37.223	31.960	14.910	28.047	22.306	252.8		
6	1'39.033	33.301	14.981	28.265	22.486	251.3	6	1'39.611	31.964	15.502	29.521	22.624	253.4		
7	1'37.754	32.125	14.928	28.181	22.520	252.8	7	1'37.541 *	31.831	14.856	28.127*	22.727*	252.8		
8	1'37.718	32.070	14.937	28.201	22.510	251.3	8	1'40.399 *	33.17*	15.110	29.425*	22.688	253.4		
9	1'49.644 P	35.35*	15.532	28.748	30.011	250.3	9	1'51.321 P	35.19*	15.220	28.971	31.933	252.3		
2nd	52	Jeremy ALCOBA QJMOTOR Gresini M SPA						6th	99	Carlos TATAY OnlyFans American R SPA					
	Runs=1	Total laps=9	Full laps=7	Valid laps=5				Runs=1	Total laps=9	Full laps=8	Valid laps=5				
1	2'44.514	38.895	18.352	30.656	24.812	200.9	1	2'04.781	49.128	17.658	29.295	22.953	219.7		
2	1'37.740	32.297	15.006	27.994	22.443	255.0	2	1'38.232 *	32.349	14.871	28.596*	22.416	254.4		
3	1'36.982	31.772	14.787	27.945	22.478	255.5	3	1'37.522	32.104	14.823	28.132	22.463	255.0		
4	1'37.085	31.784	14.843	28.057	22.401	256.6	4	1'37.384	32.071	14.918	28.104	22.291	251.8		
5	1'37.747	31.842	14.846	28.500	22.559	255.5	5	1'37.470	32.066	14.842	28.099	22.463	252.8		
6	1'39.480 *	33.209	15.371	28.389*	22.511	247.2	6	1'37.318 *	32.005	14.944	28.075	22.294*	251.8		
7	1'37.616	32.004	14.968	28.143	22.501	255.0	7	1'45.650	36.542	16.706	29.805	22.597	228.3		
8	1'37.476 *	31.949	14.862	28.196*	22.469	255.0	8	1'41.054	31.984	14.857	31.364	22.849	252.3		
9	1'50.943 P	35.47*	15.319	29.160	30.994	251.3	9	1'47.677 *	37.52*	16.419	30.036	23.699	233.5		
3rd	13	Celestino VIETTI Fantic Racing ITA						7th	28	Izan GUEVARA Inde GASGAS Aspar SPA					
	Runs=1	Total laps=9	Full laps=7	Valid laps=6				Runs=1	Total laps=9	Full laps=8	Valid laps=6				
1	2'43.303 *	41.463	16.251	30.395	23.912*	240.4	1	2'45.041	40.274	16.610	30.952	24.442	236.7		
2	1'37.507	32.052	14.879	28.218	22.358	257.1	2	1'38.751	32.394	14.913	28.524	22.920	259.8		
3	1'37.009	31.750	14.815	28.038	22.406	255.5	3	1'37.725 *	32.056	14.907	28.026	22.736*	257.1		
4	1'36.994	31.730	14.911	28.061	22.292	256.0	4	1'39.964	33.163	15.174	28.716	22.911	256.0		
5	1'54.395	45.452	16.348	29.103	23.492	231.8	5	1'37.407	31.965	14.834	28.139	22.469	257.6		
6	1'39.392	32.521	15.436	28.783	22.652	250.8	6	1'39.411	32.023	14.918	29.536	22.934	257.6		
7	1'37.141	31.816	14.849	28.094	22.382	255.0	7	1'37.682	31.946	14.840	28.186	22.710	255.0		
8	1'41.714 *	34.38*	15.581	28.885	22.862	252.3	8	1'46.001	36.908	15.625	30.022	23.446	248.7		
9	1'53.748 P	35.75*	16.473	30.574	30.944	230.0	9	1'38.052 *	32.12*	14.922	28.275	22.730	255.5		
4th	11	Sergio GARCIA Pons Wegow Los40 SPA						8th	4	Sean Dylan KELLY OnlyFans American R USA					
	Runs=1	Total laps=7	Full laps=6	Valid laps=4				Runs=1	Total laps=9	Full laps=8	Valid laps=6				
1	2'54.408	30.545	15.119	28.328	22.587	251.3	1	2'02.827	51.565	16.163	28.703	23.261	236.7		
2	1'37.564	32.187	14.806	28.005	22.566	252.3	2	1'38.487	32.297	15.157	28.266	22.767	253.4		
3	1'37.743 *	32.455	14.858	28.022	22.408*	252.8	3	1'37.788	31.955	15.098	28.094	22.641	252.8		
4	1'37.362	31.969	15.000	28.011	22.382	251.3	4	1'41.304 *	33.325	16.474	28.794	22.711*	219.7		
5	1'37.617 *	32.078	14.821	28.301	22.417*	252.8	5	1'37.702	31.882	15.081	28.104	22.635	251.8		
6	1'37.270	32.020	14.797	28.121	22.332	251.8	6	1'37.532	31.880	15.041	28.016	22.595	251.3		
7	1'37.090	31.988	14.751	28.074	22.277	252.3	7	1'44.205	32.238	17.053	31.494	23.420	211.7		
							8	1'37.517	31.939	14.968	28.062	22.548	252.3		

Fastest Lap: Barry BALTUS Fieten Olie Racing GP BEL **1'36.860** 31.696 14.850 28.038 22.276

These data/results cannot be reproduced, stored and/or transmitted in whole or in part by any manner of electronic, mechanical, photocopying, recording, broadcasting or otherwise now known or herein after developed without the previous express consent by the copyright owner, except for reproduction in daily press and regular printed publications on sale to the public within 60 days of the event related to those data/results and always provided that copyright symbol appears together as follows below.

Official MotoGP Timing by TISSOT
 www.motogp.com

Assen, Saturday, June 24, 2023

Page 1 of 2



Qualifying Nr. 1

Moto2

Lap	Lap Time	T1	T2	T3	T4	Speed	Lap	Lap Time	T1	T2	T3	T4	Speed
9	1'46.977 *	36.01*	15.856	31.566	23.544	247.2	6	1'42.387	32.377	15.188	30.499	24.323	250.3
9th 84 Zonta VD GOORBE Fieten Olie Racing GP NED							14th 17 Alex ESCRIG Forward Team SPA						
Runs=1 Total laps=9 Full laps=8 Valid laps=7							Runs=1 Total laps=9 Full laps=8 Valid laps=5						
1	1'45.415	34.343	15.891	29.327	23.296	250.8	1	1'45.989	34.136	16.224	30.158	23.193	242.8
2	1'38.708	32.408	15.079	28.418	22.803	251.8	2	1'39.620 *	32.962	15.479	28.567	22.612*	252.8
3	1'38.088	32.033	15.069	28.252	22.734	251.8	3	1'38.540 *	32.44*	14.928	28.501	22.671	256.6
4	1'43.597	32.012	15.118	32.772	23.695	251.3	4	1'38.134	32.282	14.862	28.361	22.629	255.5
5	1'42.358	32.037	14.974	32.185	23.162	252.8	5	1'47.528	34.686	15.244	33.433	24.165	253.4
6	1'42.341	31.957	14.998	32.140	23.246	250.3	6	1'39.195	32.374	15.073	28.840	22.908	256.6
7	1'37.518	31.946	14.945	28.107	22.520	252.3	7	1'38.603	32.539	15.050	28.496	22.518	255.0
8	1'49.995	40.704	15.401	31.257	22.633	248.7	8	1'48.429	39.465	15.392	29.316	24.256	253.4
9	1'46.961 *	39.00*	15.701	29.073	23.184*	243.8	9	1'39.719 *	32.82*	15.023	28.874	22.993	256.0
10th 72 Borja GOMEZ Fantic Racing SPA													
Runs=1 Total laps=9 Full laps=8 Valid laps=7													
1	2'05.020	41.042	17.519	29.178	23.051	222.9							
2	1'38.364	32.254	15.039	28.406	22.665	256.0							
3	1'37.551	31.935	14.934	28.152	22.530	256.0							
4	1'37.681	31.959	14.994	28.181	22.547	255.0							
5	1'45.992	37.535	15.955	29.286	23.216	233.5							
6	1'39.659	32.005	15.386	29.014	23.254	252.8							
7	1'38.474	32.208	15.036	28.428	22.802	253.4							
8	1'38.064	32.103	15.011	28.217	22.733	252.3							
9	1'42.581 *	34.98*	15.433	28.998	23.167	251.8							
11th 71 Dennis FOGGIA Italtrans Racing Team ITA													
Runs=1 Total laps=9 Full laps=8 Valid laps=6													
1	2'44.444	56.651	16.058	30.652	24.554	240.9							
2	1'38.379	32.735	14.883	28.118	22.643	257.6							
3	1'37.738	31.936	14.868	28.198	22.736	256.6							
4	1'39.812 *	33.41*	15.188	28.365	22.840	253.9							
5	1'37.832	32.004	14.910	28.266	22.652	255.5							
6	1'38.034	31.972	14.976	28.360	22.726	254.4							
7	1'43.224	33.949	15.639	28.862	24.774	240.9							
8	1'40.501	32.421	15.620	29.573	22.887	248.7							
9	1'39.451 *	32.23*	14.967	28.616	23.636*	255.0							
12th 55 Yeray RUIZ Forward Team SPA													
Runs=1 Total laps=9 Full laps=8 Valid laps=7													
1	1'46.538	34.865	15.885	30.013	23.511	251.8							
2	1'38.301	32.564	15.055	28.287	22.395	257.1							
3	1'37.742	32.198	14.940	28.166	22.438	254.4							
4	1'41.254	32.348	14.971	28.477	25.458	255.5							
5	1'45.319	32.583	15.271	33.765	23.700	252.3							
6	1'39.373	32.348	15.269	28.889	22.867	256.6							
7	1'38.701	32.427	15.059	28.585	22.630	253.9							
8	1'48.183	39.402	15.544	29.861	23.376	250.8							
9	1'39.879 *	32.93*	15.139	28.889	22.915	255.0							
13th 23 Taiga HADA Pertamina Mandalika JPN													
Runs=1 Total laps=9 Full laps=8 Valid laps=6													
1	1'46.932	34.420	15.757	29.803	23.696	251.8							
2	1'39.627	32.497	15.208	28.497	23.425	255.5							
3	1'38.379	32.368	14.897	28.373	22.741	252.8							
4	1'38.113	32.285	14.970	28.246	22.612	251.3							
5	1'45.328	35.242	15.162	31.677	23.247	249.7							

Fastest Lap: Barry BALTUS Fieten Olie Racing GP BEL **1'36.860** 31.696 14.850 28.038 22.276

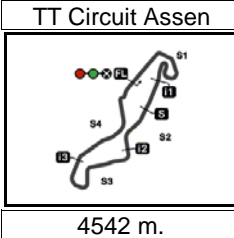
These data/results cannot be reproduced, stored and/or transmitted in whole or in part by any manner of electronic, mechanical, photocopying, recording, broadcasting or otherwise now known or herein after developed without the previous express consent by the copyright owner, except for reproduction in daily press and regular printed publications on sale to the public within 60 days of the event related to those data/results and always provided that copyright symbol appears together as follows below.
© DORNA, 2023

Official MotoGP Timing by TISSOT
www.motogp.com

Assen, Saturday, June 24, 2023

Page 2 of 2



**MOTUL TT ASSEN**

After the Qualifying Nr. 1

Event Best Maximum Speed

Rider	Nation	Team	Motorcycle	Km/h	
15 Darryn BINDER	RSA	Liqui Moly Husqvarna Intact GP	KALEX	260.9	Practice Nr. 3
13 Celestino VIETTI	ITA	Fantic Racing	KALEX	260.4	Practice Nr. 1
28 Izan GUEVARA	SPA	Inde GASGAS Aspar Team	KALEX	260.4	Practice Nr. 3
37 Pedro ACOSTA	SPA	Red Bull KTM Ajo	KALEX	259.8	Practice Nr. 3
35 Somkiat CHANTRA	THA	IDEMITSU Honda Team Asia	KALEX	259.8	Practice Nr. 1
7 Barry BALTUS	BEL	Fieten Olie Racing GP	KALEX	259.8	Practice Nr. 1
79 Ai OGURA	JPN	IDEMITSU Honda Team Asia	KALEX	259.3	Practice Nr. 1
96 Jake DIXON	GBR	Inde GASGAS Aspar Team	KALEX	259.3	Practice Nr. 2
14 Tony ARBOLINO	ITA	Elf Marc VDS Racing Team	KALEX	259.3	Practice Nr. 3
54 Fermín ALDEGUER	SPA	Beta Tools SpeedUp	BOSCOSCURO	258.7	Practice Nr. 1
40 Aron CANET	SPA	Pons Wegow Los40	KALEX	258.7	Practice Nr. 2
18 Manuel GONZALEZ	SPA	Correos Prepago Yamaha VR46 M	KALEX	258.7	Practice Nr. 1
75 Albert ARENAS	SPA	Red Bull KTM Ajo	KALEX	258.7	Practice Nr. 3
72 Borja GOMEZ	SPA	Fantic Racing	KALEX	258.2	Practice Nr. 1
11 Sergio GARCIA	SPA	Pons Wegow Los40	KALEX	258.2	Practice Nr. 2
71 Dennis FOGGIA	ITA	Italtrans Racing Team	KALEX	258.2	Practice Nr. 2
12 Filip SALAC	CZE	QJMOTOR Gresini Moto2	KALEX	257.6	Practice Nr. 3
24 Marcos RAMIREZ	SPA	Forward Team	FORWARD	257.6	Practice Nr. 1
55 Yeray RUIZ	SPA	Forward Team	FORWARD	257.6	Practice Nr. 2
3 Lukas TULOVIC	GER	Liqui Moly Husqvarna Intact GP	KALEX	257.1	Practice Nr. 2
22 Sam LOWES	GBR	Elf Marc VDS Racing Team	KALEX	257.1	Practice Nr. 1
21 Alonso LOPEZ	SPA	Beta Tools SpeedUp	BOSCOSCURO	257.1	Practice Nr. 1
4 Sean Dylan KELLY	USA	OnlyFans American Racing	KALEX	257.1	Practice Nr. 1
52 Jeremy ALCOBA	SPA	QJMOTOR Gresini Moto2	KALEX	257.1	Practice Nr. 1
17 Alex ESCRIG	SPA	Forward Team	FORWARD	256.6	Qualifying Nr. 1
16 Joe ROBERTS	USA	Italtrans Racing Team	KALEX	256.6	Practice Nr. 1
84 Zonta VD GOORBERGH	NED	Fieten Olie Racing GP	KALEX	256.6	Practice Nr. 1
23 Taiga HADA	JPN	Pertamina Mandalika SAG Team	KALEX	255.5	Qualifying Nr. 1
99 Carlos TATAY	SPA	OnlyFans American Racing	KALEX	255.0	Qualifying Nr. 1

These data/results cannot be reproduced, stored and/or transmitted in whole or in part by any manner of electronic, mechanical, photocopying, recording, broadcasting or otherwise now known or herein after developed without the previous express consent by the copyright owner, except for reproduction in daily press and regular printed publications on sale to the public within 60 days of the event related to those data/results and always provided that copyright symbol appears together as follows below.


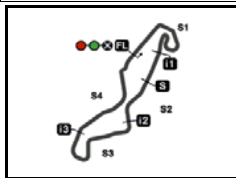
© DORNA, 2023

Official MotoGP Timing by TISSOT
www.motogp.com

Assen, Saturday, June 24, 2023



TT Circuit Assen

Results and timing service provided by  TISSOT

4542 m.

MOTUL TT ASSEN

Qualifying Nr. 1

Best Partial Times

Moto2™

IT Ideal Lap Time, sum of the best partial times

BT Best Lap Time

T1		T2		T3		T4				IT	BT	
Pos	Rider	Time	Rider	Time	Rider	Time	Rider	Time	Pos	Rider	IT	BT
1	B.BALTUS	31.696	S.GARCIA	14.751	B.BALTUS	27.727	B.BALTUS	22.276	1	B.BALTUS	1'36.498	1'36.860 (1)
2	C.VIETTI	31.730	J.ALCOBA	14.787	J.ALCOBA	27.945	S.GARCIA	22.277	2	C.VIETTI	1'36.875	1'36.994 (3)
3	J.ALCOBA	31.772	B.BALTUS	14.799	S.GARCIA	28.005	C.TATAY	22.291	3	J.ALCOBA	1'36.905	1'36.982 (2)
4	L.TULOVIC	31.831	C.VIETTI	14.815	L.TULOVIC	28.008	C.VIETTI	22.292	4	L.TULOVIC	1'36.991	1'37.223 (5)
5	S.KELLY	31.880	C.TATAY	14.823	S.KELLY	28.016	L.TULOVIC	22.306	5	S.GARCIA	1'37.002	1'37.090 (4)
6	B.GOMEZ	31.935	I.GUEVARA	14.834	I.GUEVARA	28.026	Y.RUIZ	22.395	6	C.TATAY	1'37.173	1'37.384 (6)
7	D.FOGGIA	31.936	L.TULOVIC	14.846	C.VIETTI	28.038	J.ALCOBA	22.401	7	I.GUEVARA	1'37.275	1'37.407 (7)
8	I.GUEVARA	31.946	A.ESCRIG	14.862	C.TATAY	28.075	I.GUEVARA	22.469	8	S.KELLY	1'37.412	1'37.517 (8)
9	Z.VD GOORBER	31.946	D.FOGGIA	14.868	Z.VD GOORBER	28.107	A.ESCRIG	22.518	9	Z.VD GOORBER	1'37.518	1'37.518 (9)
10	S.GARCIA	31.969	T.HADA	14.897	D.FOGGIA	28.118	Z.VD GOORBER	22.520	10	B.GOMEZ	1'37.551	1'37.551 (10)
11	C.TATAY	31.984	B.GOMEZ	14.934	B.GOMEZ	28.152	B.GOMEZ	22.530	11	D.FOGGIA	1'37.565	1'37.738 (11)
12	Y.RUIZ	32.198	Y.RUIZ	14.940	Y.RUIZ	28.166	S.KELLY	22.548	12	Y.RUIZ	1'37.699	1'37.742 (12)
13	T.HADA	32.222	Z.VD GOORBER	14.945	T.HADA	28.246	T.HADA	22.612	13	T.HADA	1'37.977	1'38.113 (13)
14	A.ESCRIG	32.282	S.KELLY	14.968	A.ESCRIG	28.361	D.FOGGIA	22.643	14	A.ESCRIG	1'38.023	1'38.134 (14)

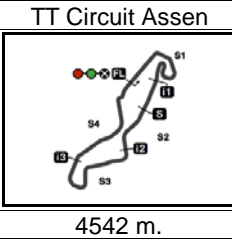
These data/results cannot be reproduced, stored and/or transmitted in whole or in part by any manner of electronic, mechanical, photocopying, recording, broadcasting or otherwise now known or herein after developed without the previous express consent by the copyright owner, except for reproduction in daily press and regular printed publications on sale to the public within 60 days of the event related to those data/results and always provided that copyright symbol appears together as follows below.

© DORNA, 2023


Official MotoGP Timing by TISSOT
www.motogp.com

moto2™





MOTUL TT ASSEN
Qualifying Nr. 1
Fastest Laps Sequence

<i>Practice Time</i>	 <i>Rider</i>	<i>Nation</i>	<i>Motorcycle</i>	<i>Time</i>	<i>Km/h</i>	<i>Rider's Lap</i>
3'24.123	84 Zonta VD GOORBERGH	NED	KALEX	1'38.708	165.6	2
3'24.839	55 Yeray RUIZ	SPA	FORWARD	1'38.301	166.3	2
4'20.810	13 Celestino VIETTI	ITA	KALEX	1'37.507	167.6	2
4'20.932	7 Barry BALTUS	BEL	KALEX	1'36.892	168.7	2
7'35.598	7 Barry BALTUS	BEL	KALEX	1'36.860	168.8	4

These data/results cannot be reproduced, stored and/or transmitted in whole or in part by any manner of electronic, mechanical, photocopying, recording, broadcasting or otherwise now known or herein after developed without the previous express consent by the copyright owner, except for reproduction in daily press and regular printed publications on sale to the public within 60 days of the event related to those data/results and always provided that copyright symbol appears together as follows below.

© DORNA, 2023

Official MotoGP Timing by TISSOT
www.motogp.com

Assen, Saturday, June 24, 2023

