


5245 m.

## GRAN PREMIO D'ITALIA OAKLEY

## Practice Nr. 3

## Classification

10

		Rider	Nation	Team	Motorcycle	Time	Lap Total	Gap	Top Speed
1	37	<b>Pedro ACOSTA</b>	SPA	Red Bull KTM Ajo	KALEX	<b>1'50.514</b>	11 12		<b>296.7</b>
2	54	<b>Fermín ALDEGUER</b>	SPA	MB Conveyors SpeedUp	BOSCOSCURO	<b>1'50.706</b>	12 13	0.192 0.192	<b>289.5</b>
3	96	<b>Jake DIXON</b>	GBR	Autosolar GASGAS Aspar M2	KALEX	<b>1'50.774</b>	11 11	0.260 0.068	<b>293.4</b>
4	12	<b>Filip SALAC</b>	CZE	QJMOTOR Gresini Moto2	KALEX	<b>1'50.917</b>	9 13	0.403 0.143	<b>292.6</b>
5	22	<b>Sam LOWES</b>	GBR	Elf Marc VDS Racing Team	KALEX	<b>1'50.939</b>	11 13	0.425 0.022	<b>291.8</b>
6	40	<b>Aron CANET</b>	SPA	Pons Wegow Los40	KALEX	<b>1'51.084</b>	9 12	0.570 0.145	<b>291.8</b>
7	14	<b>Tony ARBOLINO</b>	ITA	Elf Marc VDS Racing Team	KALEX	<b>1'51.088</b>	11 11	0.574 0.004	<b>294.2</b>
8	11	<b>Sergio GARCIA</b>	SPA	Pons Wegow Los40	KALEX	<b>1'51.100</b>	9 13	0.586 0.012	<b>293.4</b>
9	21	<b>Alonso LOPEZ</b>	SPA	MB Conveyors SpeedUp	BOSCOSCURO	<b>1'51.154</b>	11 12	0.640 0.054	<b>289.5</b>
10	35	<b>Somkiat CHANTRA</b>	THA	IDEMITSU Honda Team Asia	KALEX	<b>1'51.239</b>	12 13	0.725 0.085	<b>295.0</b>
11	13	<b>Celestino VIETTI</b>	ITA	Fantic Racing	KALEX	<b>1'51.282</b>	11 11	0.768 0.043	<b>295.8</b>
12	18	<b>Manuel GONZALEZ</b>	SPA	Correos Prepago Yamaha VR46 M	KALEX	<b>1'51.399</b>	11 12	0.885 0.117	<b>294.2</b>
13	75	<b>Albert ARENAS</b>	SPA	Red Bull KTM Ajo	KALEX	<b>1'51.442</b>	10 10	0.928 0.043	<b>296.7</b>
14	79	<b>Ai OGURA</b>	JPN	IDEMITSU Honda Team Asia	KALEX	<b>1'51.499</b>	10 13	0.985 0.057	<b>289.5</b>
15	71	<b>Dennis FOGGIA</b>	ITA	Italtrans Racing Team	KALEX	<b>1'51.620</b>	11 12	1.106 0.121	<b>295.8</b>
16	15	<b>Darryn BINDER</b>	RSA	Liqui Moly Husqvarna Intact GP	KALEX	<b>1'51.672</b>	10 13	1.158 0.052	<b>298.3</b>
17	16	<b>Joe ROBERTS</b>	USA	Italtrans Racing Team	KALEX	<b>1'51.698</b>	11 11	1.184 0.026	<b>291.1</b>
18	52	<b>Jeremy ALCOBA</b>	SPA	QJMOTOR Gresini Moto2	KALEX	<b>1'51.751</b>	9 9	1.237 0.053	<b>295.0</b>
19	34	<b>Mattia PASINI</b>	ITA	Fieten Olie Racing GP	KALEX	<b>1'51.787</b>	11 12	1.273 0.036	<b>296.7</b>
20	64	<b>Bo BENDSNEYDER</b>	NED	Pertamina Mandalika SAG Team	KALEX	<b>1'51.787</b>	10 11	1.273	<b>295.0</b>
21	7	<b>Barry BALTUS</b>	BEL	Fieten Olie Racing GP	KALEX	<b>1'51.801</b>	11 12	1.287 0.014	<b>296.7</b>
22	4	<b>Sean Dylan KELLY</b>	USA	OnlyFans American Racing	KALEX	<b>1'52.123</b>	12 12	1.609 0.322	<b>291.8</b>
23	84	<b>Zonta VD GOORBERGH</b>	NED	Fieten Olie Racing GP	KALEX	<b>1'52.170</b>	11 14	1.656 0.047	<b>295.8</b>
24	3	<b>Lukas TULOVIC</b>	GER	Liqui Moly Husqvarna Intact GP	KALEX	<b>1'52.248</b>	10 13	1.734 0.078	<b>295.8</b>
25	28	<b>Izan GUEVARA</b>	SPA	Autosolar GASGAS Aspar M2	KALEX	<b>1'52.333</b>	9 12	1.819 0.085	<b>293.4</b>
26	24	<b>Marcos RAMIREZ</b>	SPA	Forward Team	FORWARD	<b>1'52.619</b>	12 12	2.105 0.286	<b>292.6</b>
27	72	<b>Borja GOMEZ</b>	SPA	Fantic Racing	KALEX	<b>1'52.757</b>	11 11	2.243 0.138	<b>296.7</b>
28	19	<b>Lorenzo DALLA PORTA</b>	ITA	Forward Team	FORWARD	<b>1'53.439</b>	5 12	2.925 0.682	<b>293.4</b>
29	23	<b>Taiga HADA</b>	JPN	Pertamina Mandalika SAG Team	KALEX	<b>1'53.910</b>	12 13	3.396 0.471	<b>294.2</b>
30	27	<b>Kasma DANIEL</b>	MAL	Correos Prepago Yamaha VR46 M	KALEX	<b>1'54.918</b>	3 12	4.404 1.008	<b>290.3</b>
31	33	<b>Rory SKINNER</b>	GBR	OnlyFans American Racing	KALEX	<b>1'55.042</b>	3 8	4.528 0.124	<b>293.4</b>

Practice condition: Dry

Air: 24°

Humidity: 75%

Ground: 28°

<b>Fastest Lap:</b>	Lap: 11	<b>Pedro ACOSTA</b>	<b>1'50.514</b>	170.8 Km/h
<b>Best Race Lap:</b>	2021	<b>Sam LOWES</b>	<b>1'51.208</b>	169.7 Km/h
<b>All Time Lap Record:</b>	2023	<b>Pedro ACOSTA</b>	<b>1'50.514</b>	170.8 Km/h

The results are provisional until the end of the limit for protest and appeals.

Time limit for protest expires 30' after publication of the results - ..... Time: .....

These data/results cannot be reproduced, stored and/or transmitted in whole or in part by any manner of electronic, mechanical, photocopying, recording, broadcasting or otherwise now known or herein after developed without the previous express consent by the copyright owner, except for reproduction in daily press and regular printed publications on sale to the public within 60 days of the event related to those data/results and always provided that copyright symbol appears together as follows below.

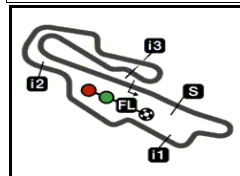
© DORNA, 2023

Official MotoGP Timing by TISSOT  
www.motogp.com

Mugello, Saturday, June 10, 2023

moto2™






5245 m.

## GRAN PREMIO D'ITALIA OAKLEY

## Practice Nr. 3

## Combined Practice Times

11

	Rider	Nation	Team	MOTORCYCLE	P1	P2	P3	Gap				
1	37 P.ACOSTA	SPA	Red Bull KTM Ajo	KALEX	1'50.928	14	1'51.170	16	<b>1'50.514</b>	11		
2	54 F.ALDEGUER	SPA	MB Conveyors SpeedUp	BOSCOSCURO	1'51.246	12	1'51.949	10	<b>1'50.706</b>	12	0.192	0.192
3	96 J.DIXON	GBR	Autosolar GASGAS Aspar M2	KALEX	1'51.873	12	1'51.708	18	<b>1'50.774</b>	11	0.260	0.068
4	12 F.SALAC	CZE	QJMOTOR Gresini Moto2	KALEX	1'51.627	12	1'52.035	10	<b>1'50.917</b>	9	0.403	0.143
5	22 S.LOWES	GBR	Elf Marc VDS Racing Team	KALEX	1'51.830	13	1'52.321	10	<b>1'50.939</b>	11	0.425	0.022
6	40 A.CANET	SPA	Pons Wegow Los40	KALEX	1'51.993	6	1'52.028	12	<b>1'51.084</b>	9	0.570	0.145
7	14 T.ARBOLINO	ITA	Elf Marc VDS Racing Team	KALEX	1'51.814	15	1'51.730	17	<b>1'51.088</b>	11	0.574	0.004
8	11 S.GARCIA	SPA	Pons Wegow Los40	KALEX	1'52.464	12	1'52.120	13	<b>1'51.100</b>	9	0.586	0.012
9	13 C.VIETTI	ITA	Fantic Racing	KALEX	<b>1'51.124</b>	15	1'51.850	17	1'51.282	11	0.610	0.024
10	21 A.LOPEZ	SPA	MB Conveyors SpeedUp	BOSCOSCURO	1'51.193	13	1'51.406	16	<b>1'51.154</b>	11	0.640	0.030
11	35 S.CHANTRA	THA	IDEMITSU Honda Team Asia	KALEX	1'52.391	18	1'52.179	9	<b>1'51.239</b>	12	0.725	0.085
12	34 M.PASINI	ITA	Fieten Olie Racing GP	KALEX	<b>1'51.365</b>	11	1'52.423	4	1'51.787	11	0.851	0.126
13	18 M.GONZALEZ	SPA	Correos Prepagó Yamaha VR46 Ma	KALEX	1'51.961	13	1'51.884	9	<b>1'51.399</b>	11	0.885	0.034
14	75 A.ARENAS	SPA	Red Bull KTM Ajo	KALEX	1'52.142	15	1'52.655	7	<b>1'51.442</b>	10	0.928	0.043
15	79 A.OGURA	JPN	IDEMITSU Honda Team Asia	KALEX	1'52.041	11	1'51.913	11	<b>1'51.499</b>	10	0.985	0.057
16	71 D.FOGGIA	ITA	Italtrans Racing Team	KALEX	1'51.877	12	1'51.940	12	<b>1'51.620</b>	11	1.106	0.121
17	15 D.BINDER	RSA	Liqui Moly Husqvarna Intact GP	KALEX	1'52.191	14	1'52.565	12	<b>1'51.672</b>	10	1.158	0.052
18	16 J.ROBERTS	USA	Italtrans Racing Team	KALEX	1'51.959	11	1'52.023	10	<b>1'51.698</b>	11	1.184	0.026
19	52 J.ALCOBA	SPA	QJMOTOR Gresini Moto2	KALEX	1'51.896	13	1'52.346	15	<b>1'51.751</b>	9	1.237	0.053
20	64 B.BENDSNEYDE	NED	Pertamina Mandalika SAG Team	KALEX	1'52.289	15	1'52.939	3	<b>1'51.787</b>	10	1.273	0.036
21	7 B.BALTUS	BEL	Fieten Olie Racing GP	KALEX	1'52.747	17	1'52.134	12	<b>1'51.801</b>	11	1.287	0.014
22	4 S.KELLY	USA	OnlyFans American Racing	KALEX	1'53.662	16	1'53.386	16	<b>1'52.123</b>	12	1.609	0.322
23	84 Z.VD GOORBERG	NED	Fieten Olie Racing GP	KALEX	1'52.808	16	1'52.825	19	<b>1'52.170</b>	11	1.656	0.047
24	3 L.TULOVIC	GER	Liqui Moly Husqvarna Intact GP	KALEX	1'53.563	18	1'52.426	10	<b>1'52.248</b>	10	1.734	0.078
25	28 I.GUEVARA	SPA	Autosolar GASGAS Aspar M2	KALEX	1'52.523	12	1'52.865	14	<b>1'52.333</b>	9	1.819	0.085
26	24 M.RAMIREZ	SPA	Forward Team	FORWARD	1'53.462	15	1'53.047	13	<b>1'52.619</b>	12	2.105	0.286
27	72 B.GOMEZ	SPA	Fantic Racing	KALEX	1'53.512	12	1'53.526	3	<b>1'52.757</b>	11	2.243	0.138
28	19 L.DALLA PORTA	ITA	Forward Team	FORWARD	1'55.113	12	1'54.469	10	<b>1'53.439</b>	5	2.925	0.682
29	23 T.HADA	JPN	Pertamina Mandalika SAG Team	KALEX	1'55.159	13	1'54.424	12	<b>1'53.910</b>	12	3.396	0.471
30	33 R.SKINNER	GBR	OnlyFans American Racing	KALEX	1'54.352	6	<b>1'54.259</b>	6	1'55.042	3	3.745	0.349
31	27 K.DANIEL	MAL	Correos Prepagó Yamaha VR46 Ma	KALEX	1'55.240	14	1'55.593	4	<b>1'54.918</b>	3	4.404	0.659

<b>Pole Position Record:</b>	2021	<b>Raul FERNANDEZ</b>	<b>1'50.723</b>	170.5 Km/h
<b>Best Race Lap:</b>	2021	<b>Sam LOWES</b>	<b>1'51.208</b>	169.7 Km/h
<b>All Time Lap Record:</b>	2023	<b>Pedro ACOSTA</b>	<b>1'50.514</b>	170.8 Km/h

The results are provisional until the end of the limit for protest and appeals.

Time limit for protest expires 60' after publication of the results - ..... Time: .....

These data/results cannot be reproduced, stored and/or transmitted in whole or in part by any manner of electronic, mechanical, photocopying, recording, broadcasting or otherwise now known or herein after developed without the previous express consent by the copyright owner, except for reproduction in daily press and regular printed publications on sale to the public within 60 days of the event related to those data/results and always provided that copyright symbol appears together as follows below.

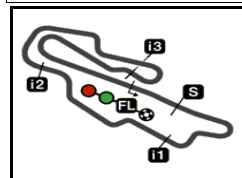
© DORNA, 2023

Official MotoGP Timing by TISSOT  
www.motogp.com

Mugello, Saturday, June 10, 2023







5245 m.

## GRAN PREMIO D'ITALIA OAKLEY

## Practice Nr. 3

## Top Speed &amp; Average

12



Rider	Nation	Motorcycle	Top 5 speeds					Average	Top
15 Darryn BINDER	RSA	KALEX	298.3	297.5	297.5	296.7	296.7	297.3	298.3
7 Barry BALTUS	BEL	KALEX	296.7	296.7	295.8	295.0	295.0	295.8	296.7
34 Mattia PASINI	ITA	KALEX	296.7	296.7	295.8	295.8	295.0	295.8	296.7
37 Pedro ACOSTA	SPA	KALEX	296.7	295.0	295.0	294.2	293.4	294.4	296.7
72 Borja GOMEZ	SPA	KALEX	296.7	295.0	293.4	293.4	293.4	294.4	296.7
75 Albert ARENAS	SPA	KALEX	296.7	295.8	294.2	293.4	292.6	294.5	296.7
3 Lukas TULOVIC	GER	KALEX	295.8	294.2	293.4	291.8	291.1	293.3	295.8
13 Celestino VIETTI	ITA	KALEX	295.8	294.2	294.2	293.4	293.4	294.2	295.8
71 Dennis FOGGIA	ITA	KALEX	295.8	294.2	294.2	292.6	291.8	293.2	295.8
84 Zonta VD GOORBERGH	NED	KALEX	295.8	291.1	291.1	290.3	290.3	291.5	295.8
35 Somkiat CHANTRA	THA	KALEX	295.0	293.4	291.8	290.3	290.3	291.9	295.0
52 Jeremy ALCOBA	SPA	KALEX	295.0	294.2	293.4	292.6	291.1	292.9	295.0
64 Bo BENDSNEYDER	NED	KALEX	295.0	291.1	291.1	289.5	288.7	291.1	295.0
14 Tony ARBOLINO	ITA	KALEX	294.2	294.2	293.4	293.4	291.8	293.4	294.2
18 Manuel GONZALEZ	SPA	KALEX	294.2	294.2	293.4	293.4	292.6	293.4	294.2
23 Taiga HADA	JPN	KALEX	294.2	291.1	288.0	288.0	287.2	289.7	294.2
11 Sergio GARCIA	SPA	KALEX	293.4	293.4	292.6	291.8	291.8	292.5	293.4
19 Lorenzo DALLA PORTA	ITA	FORWARD	293.4	293.4	292.6	292.6	291.8	292.8	293.4
28 Izan GUEVARA	SPA	KALEX	293.4	293.4	292.6	291.1	291.1	292.3	293.4
33 Rory SKINNER	GBR	KALEX	293.4	289.5	284.9	282.7	280.5	286.2	293.4
96 Jake DIXON	GBR	KALEX	293.4	293.4	293.4	292.6	292.6	292.9	293.4
12 Filip SALAC	CZE	KALEX	292.6	291.8	291.8	291.1	290.3	291.2	292.6
24 Marcos RAMIREZ	SPA	FORWARD	292.6	291.8	289.5	289.5	289.5	290.6	292.6
4 Sean Dylan KELLY	USA	KALEX	291.8	291.8	291.8	291.8	291.8	291.8	291.8
22 Sam LOWES	GBR	KALEX	291.8	291.1	291.1	289.5	289.5	290.6	291.8
40 Aron CANET	SPA	KALEX	291.8	289.5	289.5	288.7	288.7	289.6	291.8
16 Joe ROBERTS	USA	KALEX	291.1	291.1	289.5	289.5	288.7	289.8	291.1
27 Kasma DANIEL	MAL	KALEX	290.3	289.5	289.5	288.0	287.2	288.4	290.3
21 Alonso LOPEZ	SPA	BOSCOSCURO	289.5	287.2	286.4	285.7	285.7	286.6	289.5
54 Fermín ALDEGUER	SPA	BOSCOSCURO	289.5	288.7	288.7	288.7	288.7	288.9	289.5
79 Ai OGURA	JPN	KALEX	289.5	289.5	289.5	289.5	289.5	289.5	289.5

These data/results cannot be reproduced, stored and/or transmitted in whole or in part by any manner of electronic, mechanical, photocopying, recording, broadcasting or otherwise now known or herein after developed without the previous express consent by the copyright owner, except for reproduction in daily press and regular printed publications on sale to the public within 60 days of the event related to those data/results and always provided that copyright symbol appears together as follows below.

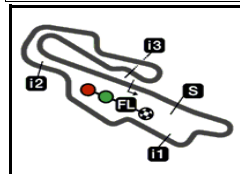
© DORNA, 2023

Official MotoGP Timing by TISSOT  
www.motogp.com





Mugello, Saturday, June 10, 2023



5245 m.

# GRAN PREMIO D'ITALIA OAKLEY

## Practice Nr. 3

### Chronological Analysis of Performances

**13**

\* Lap / Sector time cancelled      T1 Time from finish line to 1st intermediate      T3 Time from 2nd intermed. to 3rd intermed.  
 P Crossing the finish line in pit lane      T2 Time from 1st intermed. to 2nd intermed.      T4 Time from 3rd intermediate to finish line

Lap	Lap Time	T1	T2	T3	T4	Speed	Lap	Lap Time	T1	T2	T3	T4	Speed
<b>1st 37 Pedro ACOSTA</b> Red Bull KTM Ajo SPA													
		Runs=3	Total laps=12	Full laps=7	Valid laps=6								
1	3'34.534	38.570	26.509	42.400	26.794	158.8	1	2'44.659	39.663	24.852	37.449	26.637	77.3
2	<b>1'51.758</b>	26.548	23.371	35.887	25.952	292.6	2	<b>1'53.184</b>	26.683	23.691	36.481	26.329	291.1
3	<b>1'51.170</b>	26.352	23.353	35.622	25.843	295.0	3	<b>1'52.690</b>	26.583	23.643	36.280	26.184	290.3
4	<b>1'51.188</b>	26.285	23.299	35.700	25.904	294.2	4	<b>1'52.410</b>	26.518	23.607	36.163	26.122	291.8
5	1'51.101 *	26.199	23.252	35.826*	<u>25.824</u>	295.0	5	<b>1'52.514</b>	26.658	23.617	36.300	25.939	290.3
6	58.093 P	30.104				293.4	6	58.795 P	28.52*				267.9
7	2'08.589	35.824	26.915	38.969	26.881	174.4	7	1'59.613	30.885	24.393	37.681	26.654	198.5
8	57.136 P	30.31*				284.2	8	<b>1'51.172</b>	26.280	23.400	<u>35.733</u>	<u>25.759</u>	288.7
9	1'56.464	30.524	23.813	36.112	26.015	190.4	9	<u>1'50.917</u>	<u>26.127</u>	23.229	35.738	25.823	291.8
10	<b>1'51.719</b>	26.176	23.133	36.307	26.103	293.4	10	<b>1'58.949</b>	26.216	<u>23.200</u>	41.051	28.482	<u>292.6</u>
11	<u>1'50.514</u>	26.124	<u>23.088</u>	<u>35.459</u>	25.843	293.4	11	<b>1'58.716</b>	26.511	25.284	40.472	26.449	290.3
12	<b>1'54.903</b>	<u>26.049</u>	24.301	38.339	26.214	<u>296.7</u>	12	<b>1'52.220</b>	26.508	23.445	36.130	26.137	288.0
							13	<b>1'52.650</b>	26.657	23.510	36.317	26.166	288.0
<b>2nd 54 Fermín ALDEGUER</b> MB Conveyors Speed SPA													
		Runs=2	Total laps=13	Full laps=10	Valid laps=8								
1	2'14.064	31.440	24.558	37.155	26.496	194.2							
2	1'52.455 *	26.596	23.583*	36.067	26.209	286.4							
3	<b>1'51.866</b>	26.485	23.433	35.966	25.982	288.0							
4	<b>1'51.601</b>	26.426	23.286	35.946	25.943	288.7							
5	<b>1'51.310</b>	26.376	23.270	35.752	25.912	288.7							
6	<b>1'53.356</b>	26.303	23.212	35.756	28.085	<u>289.5</u>							
7	<b>1'51.391</b>	26.394	23.217	35.809	25.971	288.7							
8	<b>1'50.936</b>	<u>26.250</u>	23.137	35.675	25.874	288.0							
9	54.042 P	27.086				288.7							
10	1'59.185	31.351	23.894	36.275	27.665	195.2							
11	<b>1'50.940</b>	26.386	23.177	35.554	25.823	285.7							
12	<u>1'50.706</u>	26.299	<u>23.046</u>	<u>35.547</u>	<u>25.814</u>	285.7							
13	1'53.614 *	26.335	23.069	37.643*	26.567	286.4							
<b>3rd 96 Jake DIXON</b> Autosolar GASGAS A GBR													
		Runs=2	Total laps=11	Full laps=8	Valid laps=7								
1	3'35.154	39.131	26.259	46.104	28.129	96.0							
2	<b>1'52.592</b>	26.733	23.659	36.155	26.045	292.6							
3	<b>1'51.566</b>	26.407	23.382	35.879	25.898	<u>293.4</u>							
4	<b>1'51.783</b>	26.398	23.339	36.022	26.024	292.6							
5	<b>1'51.671</b>	26.420	23.296	36.045	25.910	293.4							
6	1'02.099 P	29.908				293.4							
7	2'26.191	45.759	24.883	47.862	27.687	116.0							
8	2'10.401 *	29.61*	25.315	39.851	35.617	286.4							
9	<b>1'58.908</b>	26.490	24.938	40.806	26.674	291.8							
10	<b>1'51.198</b>	26.272	23.280	35.787	25.859	292.6							
11	<u>1'50.774</u>	<u>26.148</u>	<u>23.197</u>	<u>35.758</u>	<u>25.671</u>	292.6							
<b>4th 12 Filip SALAC</b> QJMOTOR Gresini M CZE													
		Runs=2	Total laps=13	Full laps=10	Valid laps=10								
1	2'44.659	39.663	24.852	37.449	26.637	77.3							
2	<b>1'53.184</b>	26.683	23.691	36.481	26.329	291.1							
3	<b>1'52.690</b>	26.583	23.643	36.280	26.184	290.3							
4	<b>1'52.410</b>	26.518	23.607	36.163	26.122	291.8							
5	<b>1'52.514</b>	26.658	23.617	36.300	25.939	290.3							
6	58.795 P	28.52*				267.9							
7	1'59.613	30.885	24.393	37.681	26.654	198.5							
8	<b>1'51.172</b>	26.280	23.400	<u>35.733</u>	<u>25.759</u>	288.7							
9	<u>1'50.917</u>	<u>26.127</u>	23.229	35.738	25.823	291.8							
10	<b>1'58.949</b>	26.216	<u>23.200</u>	41.051	28.482	<u>292.6</u>							
11	<b>1'58.716</b>	26.511	25.284	40.472	26.449	290.3							
12	<b>1'52.220</b>	26.508	23.445	36.130	26.137	288.0							
13	<b>1'52.650</b>	26.657	23.510	36.317	26.166	288.0							
<b>5th 22 Sam LOWES</b> Elf Marc VDS Racing GBR													
		Runs=2	Total laps=13	Full laps=10	Valid laps=9								
1	3'26.790	34.684	26.701	47.133	27.861	136.3							
2	<b>1'56.490</b>	26.976	26.509	36.797	26.208	289.5							
3	<b>1'51.651</b>	26.494	23.289	35.989	25.879	291.1							
4	<b>1'51.382</b>	26.404	23.261	35.851	25.866	<u>291.8</u>							
5	<b>2'01.634</b>	35.129	24.152	36.324	26.029	276.2							
6	<b>1'51.460</b>	26.355	23.296	35.935	25.874	291.1							
7	59.673 P	26.484				288.7							
8	1'58.286	31.246	23.830	37.066	26.144	184.6							
9	<b>1'51.333</b>	26.532	23.197	<u>35.702</u>	25.902	287.2							
10	1'51.159 *	26.275	<u>23.070</u>	35.934*	25.880	288.7							
11	<u>1'50.939</u>	<u>26.211</u>	23.176	35.772	<u>25.780</u>	289.5							
12	<b>2'06.289</b>	35.843	25.398	38.817	26.231	242.6							
13	<b>1'51.361</b>	26.370	23.182	35.874	25.935	288.7							
<b>6th 40 Aron CANET</b> Pons Wegow Los40 SPA													
		Runs=2	Total laps=12	Full laps=9	Valid laps=9								
1	3'17.563	38.494	27.015	38.404	26.443	105.1							
2	<b>1'53.707</b>	26.935	23.914	36.506	26.352	286.4							
3	<b>1'52.429</b>	26.586	23.572	36.162	26.109	287.2							
4	<b>2'05.614</b>	26.619	35.828	37.150	26.017	288.0							
5	<b>1'51.915</b>	26.404	23.405	36.046	26.060	<u>291.8</u>							
6	<b>1'59.033</b>	29.209	25.305	38.420	26.099	289.5							
7	59.834 P	26.630				288.7							
8	2'07.316	37.222	25.989	37.958	26.147	157.4							
9	<u>1'51.084</u>	26.391	<u>23.180</u>	<u>35.524</u>	<u>25.989</u>	288.0							
10	<b>1'51.249</b>	<u>26.299</u>	23.217	35.647	26.086	289.5							
11	<b>2'02.021</b>	31.641	24.987	39.176	26.217	288.7							
12	<b>1'51.762</b>	26.600	23.288	35.833	26.041	285.7							

**Fastest Lap:** Pedro ACOSTA Red Bull KTM Ajo SPA **1'50.514** 26.124 23.088 35.459 25.843

These data/results cannot be reproduced, stored and/or transmitted in whole or in part by any manner of electronic, mechanical, photocopying, recording, broadcasting or otherwise now known or herein after developed without the previous express consent by the copyright owner, except for reproduction in daily press and regular printed publications on sale to the public within 60 days of the event related to those data/results and always provided that copyright symbol appears together as follows below.  
 © DORNA, 2023





## Practice Nr. 3

## Moto2

Lap	Lap Time	T1	T2	T3	T4	Speed	Lap	Lap Time	T1	T2	T3	T4	Speed
<b>7th</b>	<b>14</b>	<b>Tony ARBOLINO</b> Elf Marc VDS Racing ITA					9	2'23.161	40.767	27.088	47.314	27.992	131.0
		Runs=2	Total laps=11	Full laps=8	Valid laps=7	10	2'03.197 *	28.76*	24.724	41.839	27.872	295.0	
1	3'25.773	36.925	25.459	43.250	27.004	130.4	11	<b>1'51.419</b>	26.355	23.402	35.784	25.878	293.4
2	<b>2'03.034</b>	27.855	23.946	44.285	26.948	291.1	12	<b>1'51.239</b>	26.278	23.290	35.759	25.912	290.3
3	<b>1'52.573</b>	26.685	23.438	36.343	26.107	294.2	13	1'53.139 *	26.346	23.671	36.815*	26.307	290.3
4	<b>1'51.948</b>	26.409	23.430	36.167	25.942	294.2	<b>11th 13 Celestino VIETTI</b> Fantic Racing ITA						
5	<b>1'51.634</b>	26.351	23.329	36.153	25.801	293.4	Runs=2	Total laps=11	Full laps=8	Valid laps=7			
6	59.240 P	26.607			293.4		1	3'28.280	35.484	25.555	38.827	27.009	154.7
7	2'32.387 *	39.650	24.416	1'00.621	27.700*	125.7	2	<b>1'53.165</b>	26.810	23.827	36.241	26.287	295.8
8	2'08.965 *	28.86*	24.741	41.128	34.236	290.3	3	<b>1'52.526</b>	26.577	23.635	36.134	26.180	293.4
9	<b>1'57.441</b>	26.684	24.477	39.449	26.831	291.1	4	<b>1'52.292</b>	26.401	23.655	36.158	26.078	292.6
10	<b>1'53.673</b>	26.413	23.385	37.255	26.620	290.3	5	<b>2'04.531</b>	35.559	25.174	37.413	26.385	294.2
11	<b>1'51.088</b>	26.269	23.230	35.835	25.754	291.8	6	<b>1'52.217</b>	26.488	23.611	36.148	25.970	294.2
<b>8th 11 Sergio GARCIA</b> Pons Wegow Los40 SPA							7	<b>1'51.831</b>	26.290	23.514	35.970	26.057	293.4
Runs=2	Total laps=13	Full laps=10	Valid laps=8				8	56.036 P	28.537	291.8			
1	2'03.727	30.867	24.125	36.229	26.301	192.1	9	2'02.264	34.117	24.857	36.833	26.457	177.6
2	1'56.758 *	26.887	23.765*	39.356	26.750	293.4	10	1'51.713 *	26.404	23.406*	35.892	26.011	288.0
3	<b>1'53.390</b>	26.736	23.723	36.559	26.372	292.6	11	<b>1'51.282</b>	26.353	23.305	35.731	25.893	291.1
4	1'53.040 *	26.656	23.616	36.438*	26.330	291.8	<b>12th 18 Manuel GONZALEZ</b> Correos Prepagio Yam SPA						
5	<b>1'52.828</b>	26.714	23.655	36.186	26.273	291.8	Runs=2	Total laps=12	Full laps=9	Valid laps=8			
6	<b>1'55.210</b>	26.795	23.450	36.322	28.643	290.3	1	3'28.802	34.883	25.027	40.324	32.893	124.1
7	57.814 P	27.500			289.5		2	<b>1'52.768</b>	26.841	23.535	36.120	26.272	291.8
8	1'57.504	30.706	23.703	36.886	26.209	184.6	3	<b>1'56.560</b>	26.523	23.663	40.222	26.152	294.2
9	<b>1'51.100</b>	26.463	23.140	35.623	25.874	291.1	4	<b>1'51.846</b>	26.487	23.403	35.980	25.976	293.4
10	<b>1'51.485</b>	26.471	23.279	35.754	25.981	293.4	5	<b>1'51.751</b>	26.413	23.317	36.022	25.999	292.6
11	<b>1'51.253</b>	26.386	23.283	35.592	25.992	291.8	6	<b>1'59.123</b>	27.770	27.397	37.734	26.222	292.6
12	<b>2'01.496</b>	31.589	26.718	36.808	26.381	288.7	7	54.038 P	26.487	290.3			
13	<b>1'52.357</b>	26.659	23.472	36.059	26.167	287.2	8	2'01.712	30.553	25.982	38.579	26.598	200.3
<b>9th 21 Alonso LOPEZ</b> MB Conveyors Speed SPA							9	2'06.787 *	27.17*	23.863	44.868	30.880	288.7
Runs=2	Total laps=12	Full laps=9	Valid laps=5				10	<b>2'03.239</b>	26.438	23.785	42.633	30.383	294.2
1	2'03.491	29.950	24.120	36.663	26.572	193.8	11	<b>1'51.399</b>	26.294	23.300	35.876	25.929	291.8
2	1'56.071 *	26.803	23.932*	39.022	26.314	283.4	12	<b>1'51.452</b>	26.315	23.287	35.922	25.928	293.4
3	1'52.244 *	26.621	23.530*	35.941	26.152	285.7	<b>13th 75 Albert ARENAS</b> Red Bull KTM Ajo SPA						
4	<b>1'51.909</b>	26.542	23.392	35.859	26.116	285.7	Runs=2	Total laps=10	Full laps=7	Valid laps=6			
5	<b>1'58.664</b>	26.550	23.307	38.120	30.687	286.4	1	2'46.913	35.899	24.843	38.517	35.136	147.1
6	4'29.422 *	3'00.583	25.280	37.031*	26.528	289.5	2	<b>1'53.562</b>	27.204	23.781	36.425	26.152	291.8
7	<b>1'53.068</b>	26.829	23.826	36.236	26.177	284.9	3	<b>1'52.476</b>	26.542	23.513	36.381	26.040	294.2
8	<b>1'51.776</b>	26.568	23.340	35.822	26.046	285.7	4	<b>1'51.989</b>	26.427	23.433	36.115	26.014	295.8
9	1'50.632 P	26.490	23.319	35.864	24.959	284.9	5	2'01.894 P	29.806	26.691	37.330	28.067	296.7
10	1'58.585	31.330	23.969	36.880	26.406	190.8	6	2'32.505	40.420	24.071	1'00.276	27.738	122.3
11	<b>1'51.154</b>	26.320	23.140	35.609	26.085	285.7	7	2'08.220 *	28.30*	24.426	42.374	33.117	293.4
12	1'50.934 *	26.286	23.089*	35.697	25.862	287.2	8	<b>1'58.840</b>	26.575	23.566	42.076	26.623	291.8
<b>10th 35 Somkiat CHANTRA</b> IDEMITSU Honda Tea THA							9	<b>1'51.590</b>	26.412	23.206	36.128	25.844	292.6
Runs=2	Total laps=13	Full laps=10	Valid laps=8				10	<b>1'51.442</b>	26.302	23.225	36.023	25.892	291.8
1	3'18.867	36.051	26.413	43.347	26.917	147.1	<b>14th 79 Ai OGURA</b> IDEMITSU Honda Tea JPN						
2	<b>1'52.638</b>	26.795	23.767	35.990	26.086	291.8	Runs=2	Total laps=13	Full laps=10	Valid laps=9			
3	<b>1'55.197</b>	27.962	24.392	36.530	26.313	288.0	1	2'55.794	32.284	24.756	37.309	26.839	172.5
4	<b>1'52.254</b>	26.395	23.467	36.212	26.180	290.3	2	<b>1'53.591</b>	27.049	23.628	36.516	26.398	289.5
5	<b>1'52.088</b>	26.446	23.503	36.039	26.100	288.7	3	<b>1'52.458</b>	26.636	23.445	36.209	26.168	289.5
6	<b>2'00.785</b>	29.122	26.604	38.106	26.953	289.5	4	<b>1'52.313</b>	26.511	23.475	36.103	26.224	289.5
7	<b>1'52.366</b>	26.554	23.599	36.121	26.092	288.0	5	<b>1'52.048</b>	26.426	23.302	36.215	26.105	289.5
8	56.541 P	27.767			288.0		6	1'02.844 P	29.636	289.5			

**Fastest Lap:** Pedro ACOSTA Red Bull KTM Ajo SPA **1'50.514** 26.124 23.088 35.459 25.843

These data/results cannot be reproduced, stored and/or transmitted in whole or in part by any manner of electronic, mechanical, photocopying, recording, broadcasting or otherwise now known or herein after developed without the previous express consent by the copyright owner, except for reproduction in daily press and regular printed publications on sale to the public within 60 days of the event related to those data/results and always provided that copyright symbol appears together as follows below.  
© DORNA, 2023

# Practice Nr. 3

# Moto2

Lap	Lap Time	T1	T2	T3	T4	Speed	Lap	Lap Time	T1	T2	T3	T4	Speed
7	2'03.887	35.650	24.738	37.246	26.253	156.9	2	<b>1'53.078</b>	26.879	23.712	36.260	26.227	292.6
8	<b>1'51.623</b>	26.448	23.240	<b>35.902</b>	26.033	288.0	3	<b>1'52.837</b>	26.655	23.897	36.201	26.084	<b>295.0</b>
9	1'54.891 *	27.69*	24.047	36.953	26.195	287.2	4	1'52.508 *	26.600	23.614*	36.188	26.106	293.4
10	<b>1'51.499</b>	26.357	<b>23.220</b>	35.939	<b>25.983</b>	288.0	5	<b>1'53.651</b>	<b>26.434</b>	23.998	36.855	26.364	294.2
11	<b>1'57.273</b>	26.377	27.298	37.321	26.277	287.2	6	1'53.549 *	26.79*	23.958	36.552	26.240	291.1
12	<b>1'51.701</b>	<b>26.303</b>	23.248	36.041	26.109	287.2	7	58.984 P	29.559				291.1
13	<b>1'53.825</b>	26.388	23.674	37.117	26.646	285.7	8	1'58.783	30.386	24.312	37.233	26.852	200.3
							9	<b>1'51.751</b>	26.572	<b>23.384</b>	<b>35.873</b>	<b>25.922</b>	284.9

**15th 71** **Dennis FOGGIA** Italtrans Racing Team ITA  
Runs=3 Total laps=12 Full laps=8 Valid laps=7

1	2'30.299	31.376	25.052	37.738	26.699	189.4
2	<b>1'53.539</b>	26.796	23.821	36.622	26.300	294.2
3	<b>1'53.475</b>	26.634	23.749	36.692	26.400	292.6
4	<b>1'52.978</b>	26.658	23.585	36.465	26.270	290.3
5	<b>1'59.158</b>	29.808	25.358	37.486	26.506	291.1
6	56.470 P	27.64*				291.8
7	2'17.247 P	30.348	24.210	47.655	35.034	199.6
8	2'02.498	30.833	23.777	38.434	29.454	180.0
9	<b>1'51.846</b>	26.510	23.324	36.073	<b>25.939</b>	291.8
10	<b>2'06.479</b>	<b>26.364</b>	23.466	44.147	32.502	294.2
11	<b>1'51.620</b>	26.463	<b>23.237</b>	<b>35.981</b>	25.939	291.8
12	2'00.367 *	27.063	25.806	40.200*	27.298	<b>295.8</b>

**16th 15** **Darryn BINDER** Liqui Moly Husqvarna RSA  
Runs=2 Total laps=13 Full laps=10 Valid laps=9

1	2'47.303	38.586	27.277	37.447	34.105	123.9
2	<b>1'53.615</b>	27.115	24.008	36.269	26.223	294.2
3	<b>1'52.360</b>	26.537	23.586	36.159	26.078	297.5
4	<b>1'52.336</b>	26.590	23.491	36.153	26.102	<b>298.3</b>
5	<b>1'52.783</b>	26.644	23.712	36.301	26.126	296.7
6	1'54.745 *	27.11*	24.406	36.758	26.462	297.5
7	55.919 P	27.194				291.8
8	2'23.154	32.741	24.659	50.800	34.954	175.8
9	<b>2'14.491</b>	41.283	26.245	40.788	26.175	288.0
10	<b>1'51.672</b>	26.538	23.392	<b>35.785</b>	<b>25.957</b>	296.7
11	<b>1'51.964</b>	<b>26.423</b>	23.461	36.082	25.998	295.0
12	<b>2'03.641</b>	31.227	25.390	40.793	26.231	291.8
13	<b>1'51.918</b>	26.552	<b>23.380</b>	36.021	25.965	294.2

**17th 16** **Joe ROBERTS** Italtrans Racing Team USA  
Runs=2 Total laps=11 Full laps=8 Valid laps=7

1	2'28.955	31.689	24.872	37.487	26.643	189.4
2	<b>1'53.660</b>	26.801	23.740	36.685	26.434	287.2
3	<b>2'02.332</b>	26.949	31.003	37.700	26.680	287.2
4	<b>1'53.729</b>	26.683	23.693	36.837	26.516	289.5
5	<b>1'52.851</b>	26.597	23.629	36.353	26.272	287.2
6	1'57.127 P	27.07*	24.265	37.191	28.595	289.5
7	2'06.419	33.735	26.843	38.923	26.918	191.4
8	2'07.230 *	28.05*	25.210	41.972	31.996	<b>291.1</b>
9	<b>1'52.266</b>	26.950	23.402	35.969	<b>25.945</b>	291.1
10	<b>1'51.816</b>	26.418	<b>23.351</b>	36.067	25.980	288.7
11	<b>1'51.698</b>	<b>26.400</b>	23.354	<b>35.877</b>	26.067	288.7

**18th 52** **Jeremy ALCOBA** QJMOTOR Gresini M SPA  
Runs=2 Total laps=9 Full laps=6 Valid laps=4

1	2'46.031	31.692	25.459	37.517	33.586	175.0
---	----------	--------	--------	--------	--------	-------

**19th 34** **Mattia PASINI** Fieten Olie Racing GP ITA  
Runs=3 Total laps=12 Full laps=8 Valid laps=8

1	2'45.469	33.094	25.094	38.158	34.408	179.4
2	<b>1'52.918</b>	26.870	23.671	36.295	26.082	295.8
3	<b>1'52.444</b>	26.582	23.511	36.308	26.043	289.5
4	<b>1'52.142</b>	26.469	23.505	36.251	<b>25.917</b>	<b>296.7</b>
5	<b>2'03.898</b>	30.490	27.144	39.945	26.319	296.7
6	1'00.877 P	27.806				295.8
7	2'21.273 P	33.327	25.377	48.814	33.755	163.1
8	2'05.290	32.577	24.061	38.425	30.227	159.2
9	<b>1'51.910</b>	26.473	<b>23.217</b>	<b>35.891</b>	26.329	295.0
10	<b>2'05.164</b>	<b>26.255</b>	23.292	42.225	33.392	295.0
11	<b>1'51.787</b>	26.344	23.270	36.148	26.025	293.4
12	<b>2'04.011</b>	29.082	27.580	41.063	26.286	289.5

**20th 64** **Bo BENDSNEYDER** Pertamina Mandalika NED  
Runs=2 Total laps=11 Full laps=8 Valid laps=7

1	2'45.198	33.148	27.944	37.211	26.820	166.4
2	<b>1'52.957</b>	26.701	23.554	36.359	26.343	287.2
3	<b>1'52.660</b>	26.580	23.536	36.350	26.194	288.0
4	<b>1'52.700</b>	26.703	23.553	36.220	26.224	291.1
5	<b>1'52.655</b>	26.664	23.528	36.282	26.181	<b>295.0</b>
6	1'01.564 P	28.85*				291.1
7	2'30.274	39.895	24.144	57.071	29.164	71.6
8	2'06.132 *	27.85*	23.971	46.245	28.063	289.5
9	<b>1'52.247</b>	26.593	23.499	<b>35.908</b>	26.247	288.7
10	<b>1'51.787</b>	<b>26.386</b>	<b>23.321</b>	35.939	<b>26.141</b>	284.9
11	<b>1'53.693</b>	26.460	24.839	36.179	26.215	284.9

**21st 7** **Barry BALTUS** Fieten Olie Racing GP BEL  
Runs=3 Total laps=12 Full laps=8 Valid laps=6

1	2'45.609	32.455	24.900	38.209	34.385	188.8
2	<b>1'52.994</b>	26.984	23.664	36.295	26.051	<b>296.7</b>
3	<b>1'52.604</b>	26.853	23.571	36.194	25.986	296.7
4	<b>1'52.268</b>	26.498	23.529	36.297	<b>25.944</b>	295.8
5	<b>1'52.277</b>	26.486	23.555	36.225	26.011	295.0
6	1'00.752 P	28.11*				286.4
7	2'22.716 P	32.782	25.259	50.360	34.315	154.9
8	2'03.299	31.175	24.023	36.374	31.727	195.2
9	<b>1'51.927</b>	<b>26.363</b>	23.397	36.099	26.068	295.0
10	2'06.216 *	26.445	23.905*	42.831	33.035	290.3
11	<b>1'51.801</b>	26.512	<b>23.359</b>	<b>35.974</b>	25.956	293.4
12	1'52.578 *	26.66*	23.536	36.329	26.051	292.6

**22nd 4** **Sean Dylan KELLY** OnlyFans American R USA  
Runs=2 Total laps=12 Full laps=9 Valid laps=8

1	2'29.849	32.200	25.040	37.299	26.833	189.4
---	----------	--------	--------	--------	--------	-------

**Fastest Lap:** Pedro ACOSTA Red Bull KTM Ajo SPA **1'50.514** 26.124 23.088 35.459 25.843

These data/results cannot be reproduced, stored and/or transmitted in whole or in part by any manner of electronic, mechanical, photocopying, recording, broadcasting or otherwise now known or herein after developed without the previous express consent by the copyright owner, except for reproduction in daily press and regular printed publications on sale to the public within 60 days of the event related to those data/results and always provided that copyright symbol appears together as follows below.  
© DORNA, 2023

Official MotoGP Timing by TISSOT  
www.motogp.com

Mugello, Saturday, June 10, 2023

Page 3 of 5



## Practice Nr. 3

## Moto2

Lap	Lap Time	T1	T2	T3	T4	Speed	Lap	Lap Time	T1	T2	T3	T4	Speed
2	<b>1'54.379</b>	26.940	24.228	36.751	26.460	290.3	10	<b>2'07.903</b>	26.453	25.447	42.624	33.379	287.2
3	<b>1'53.298</b>	26.706	23.659	36.543	26.390	291.8	11	1'53.319 *	26.747	23.610	36.498	26.464*	292.6
4	<b>1'53.118</b>	26.663	23.662	36.527	26.266	291.8	12	<b>1'52.779</b>	26.491	23.460	36.506	26.322	288.0
5	<b>1'59.478</b>	26.749	27.640	38.545	26.544	291.8							
6	1'59.581 *	27.50*	24.909	38.769	28.395	290.3							
7	1'55.697 P	26.828	24.280	37.753	26.836	285.7							
8	2'19.407	34.448	32.589	45.131	27.239	194.9							
9	<b>1'59.692</b>	26.781	23.740	39.690	29.481	288.0							
10	<b>1'52.125</b>	26.514	23.348	36.016	26.247	291.8							
11	<b>2'05.361</b>	27.064	24.882	44.894	28.521	284.9							
12	<b>1'52.123</b>	26.484	23.368	36.151	26.120	291.8							

**23rd 84 Zonta VD GOORBE** Fieten Olie Racing GP NED  
Runs=2 Total laps=14 Full laps=11 Valid laps=10

1	2'15.482	31.645	24.952	37.231	26.603	194.2
2	<b>1'53.528</b>	26.835	24.110	36.319	26.264	295.8
3	<b>1'52.910</b>	26.590	23.785	36.307	26.228	289.5
4	<b>1'57.984</b>	30.495	24.270	36.776	26.443	288.7
5	<b>1'52.553</b>	26.514	23.692	36.079	26.268	290.3
6	59.100 P	30.06*				290.3
7	2'04.080	32.282	24.796	38.816	28.186	185.8
8	<b>1'53.274</b>	26.852	23.895	36.192	26.335	288.0
9	<b>1'52.236</b>	26.531	23.516	35.925	26.264	285.7
10	1'57.909 *	28.12*	25.172	38.347	26.264	286.4
11	<b>1'52.170</b>	26.437	23.492	36.114	26.127	291.1
12	<b>1'56.335</b>	26.481	23.886	39.597	26.371	290.3
13	<b>1'58.133</b>	26.420	26.849	38.128	26.736	291.1
14	<b>1'52.210</b>	26.462	23.455	36.074	26.219	287.2

**24th 3 Lukas TULOVIC** Liqui Moly Husqvarna GER  
Runs=2 Total laps=13 Full laps=10 Valid laps=8

1	2'15.744	31.445	24.738	37.445	26.551	194.5
2	<b>1'53.829</b>	27.086	23.891	36.652	26.200	295.8
3	<b>1'53.302</b>	26.873	23.751	36.450	26.228	293.4
4	<b>1'53.792</b>	26.907	23.747	36.765	26.373	291.8
5	<b>1'52.961</b>	26.792	23.575	36.460	26.134	290.3
6	57.231 P	26.98*				289.5
7	2'03.624	32.914	27.071	37.439	26.200	158.5
8	1'52.669 *	26.842	23.749*	36.088	25.990	294.2
9	1'53.775 *	26.96*	23.854	36.714	26.239	289.5
10	<b>1'52.248</b>	26.595	23.450	36.203	26.000	291.1
11	<b>1'52.486</b>	26.601	23.525	36.207	26.153	289.5
12	<b>1'52.343</b>	26.636	23.416	36.181	26.110	287.2
13	<b>1'52.404</b>	26.526	23.473	36.263	26.142	288.0

**25th 28 Izan GUEVARA** Autosolar GASGAS A SPA  
Runs=3 Total laps=12 Full laps=8 Valid laps=7

1	2'30.563	30.942	25.100	37.650	26.797	190.4
2	<b>1'54.188</b>	26.922	23.944	36.681	26.641	293.4
3	<b>1'53.643</b>	26.710	23.757	36.797	26.379	293.4
4	<b>1'53.191</b>	26.695	23.753	36.412	26.331	291.1
5	<b>1'56.686</b>	28.141	24.393	37.565	26.587	291.1
6	1'58.442 P	26.75*	23.744	36.480	31.462	288.0
7	2'16.592 P	29.513	24.056	48.369	34.654	203.0
8	1'59.708	29.569	23.810	38.561	27.768	205.3
9	<b>1'52.333</b>	26.541	23.430	36.213	26.149	288.7

**26th 24 Marcos RAMIREZ** Forward Team SPA  
Runs=2 Total laps=12 Full laps=9 Valid laps=9

1	2'14.395	31.642	24.767	37.105	26.513	193.5
2	<b>1'52.834</b>	26.700	23.702	36.180	26.252	292.6
3	<b>1'52.746</b>	26.653	23.549	36.200	26.344	291.8
4	<b>1'57.585</b>	30.595	23.926	36.557	26.507	288.7
5	<b>1'53.536</b>	26.908	23.734	36.430	26.464	288.7
6	2'05.523 P	29.22*	27.843	38.334*	30.123	288.7
7	2'00.464	30.873	24.788	38.268	26.535	197.0
8	<b>1'53.744</b>	26.711	23.470	36.207	27.356	288.0
9	<b>2'05.144</b>	26.685	23.514	46.402	28.543	289.5
10	<b>1'59.885</b>	26.743	25.423	40.069	27.650	289.5
11	<b>1'56.189</b>	26.720	23.448	37.326	28.695	289.5
12	<b>1'52.619</b>	26.661	23.482	36.223	26.253	288.0

**27th 72 Borja GOMEZ** Fantic Racing SPA  
Runs=2 Total laps=11 Full laps=8 Valid laps=5

1	2'31.532	32.725	25.180	42.609	32.606	168.4
2	<b>1'54.810</b>	27.113	24.162	36.967	26.568	291.1
3	<b>1'53.169</b>	26.614	23.790	36.436	26.329	293.4
4	1'52.964 *	26.403	23.700	36.439	26.422*	292.6
5	<b>1'59.492</b>	26.525	24.519	42.067	26.381	293.4
6	1'57.929 P	26.96*	24.291	37.108	29.566	293.4
7	2'28.503	36.674	24.302	59.531	27.996	119.0
8	2'04.295 *	28.79*	24.588	42.055	28.857	295.0
9	<b>2'02.972</b>	26.956	23.811	45.211	26.994	296.7
10	1'53.062 *	26.38*	23.685	36.708	26.288	292.6
11	<b>1'52.757</b>	26.498	23.594	36.339	26.326	291.8

**28th 19 Lorenzo DALLA PO** Pertamina Mandalika ITA  
Runs=2 Total laps=12 Full laps=9 Valid laps=8

1	2'15.407	31.687	24.760	37.444	26.846	191.8
2	<b>1'54.881</b>	27.582	24.149	36.837	26.313	292.6
3	<b>1'53.889</b>	26.960	23.837	36.816	26.276	293.4
4	<b>1'56.055</b>	27.997	24.990	36.726	26.342	291.8
5	<b>1'53.439</b>	26.840	23.714	36.550	26.335	293.4
6	59.334 P	29.660				292.6
7	2'22.431	32.858	25.205	49.718	34.650	166.9
8	<b>1'58.369</b>	27.230	24.142	40.261	26.736	286.4
9	1'54.570 *	27.27*	23.942	36.829	26.523	287.2
10	<b>1'54.058</b>	26.959	23.922	36.792	26.385	287.2
11	<b>1'53.691</b>	26.830	23.798	36.628	26.435	289.5
12	<b>1'54.028</b>	26.866	23.802	36.800	26.560	288.0

**29th 23 Taiga HADA** Pertamina Mandalika JPN  
Runs=2 Total laps=13 Full laps=10 Valid laps=9

1	2'31.717	32.023	25.171	42.801	32.441	192.1
2	<b>1'54.732</b>	27.296	24.197	36.915	26.324	291.1
3	<b>1'54.613</b>	27.161	24.108	36.964	26.380	294.2
4	<b>2'02.553</b>	27.047	24.160	42.299	29.047	287.2
5	<b>1'54.719</b>	27.048	24.147	37.302	26.222	288.0
6	57.734 P	27.38*				285.7

**Fastest Lap:** Pedro ACOSTA Red Bull KTM Ajo SPA **1'50.514** 26.124 23.088 35.459 25.843

These data/results cannot be reproduced, stored and/or transmitted in whole or in part by any manner of electronic, mechanical, photocopying, recording, broadcasting or otherwise now known or herein after developed without the previous express consent by the copyright owner, except for reproduction in daily press and regular printed publications on sale to the public within 60 days of the event related to those data/results and always provided that copyright symbol appears together as follows below.  
© DORNA, 2023

## Practice Nr. 3

Moto2

Lap	Lap Time	T1	T2	T3	T4	Speed	Lap	Lap Time	T1	T2	T3	T4	Speed
7	2'02.838	32.748	26.001	37.834	26.255	171.7							
8	<b>1'54.294</b>	26.936	24.338	<b>36.686</b>	26.334	286.4							
9	1'54.354 *	27.06*	24.061	36.932	26.292	286.4							
10	<b>1'54.143</b>	26.959	24.053	36.724	26.407	286.4							
11	<b>1'54.276</b>	26.976	24.043	37.044	<b>26.213</b>	286.4							
12	<b>1'53.910</b>	<b>26.807</b>	<b>23.968</b>	36.867	26.268	288.0							
13	<b>1'57.896</b>	27.886	25.434	37.423	27.153	283.4							

**30th 27 Kasma DANIEL** Correos Prepago Yam MAL  
Runs=2 Total laps=12 Full laps=9 Valid laps=6

1	2'32.327	30.835	24.873	43.065	32.528	196.3							
2	<b>1'55.406</b>	27.236	24.234	<b>37.347</b>	26.589	289.5							
3	<b>1'54.918</b>	27.167	24.065	37.378	<b>26.308</b>	289.5							
4	<b>1'57.207</b>	<b>26.901</b>	24.059	39.657	26.590	287.2							
5	<b>1'55.466</b>	27.199	<b>23.966</b>	37.526	26.775	287.2							
6	1'55.822 *	27.27*	24.306	37.560	26.678	285.7							
7	1'01.036 P	30.769				283.4							
8	2'28.525	36.927	24.546	58.637	28.415	131.3							
9	2'04.120 *	28.61*	24.651	42.168	28.685	288.0							
10	<b>2'03.066</b>	27.340	24.104	44.472	27.150	<b>290.3</b>							
11	1'56.360 *	27.32*	24.529	37.533	26.976	287.2							
12	<b>1'55.915</b>	27.431	24.159	37.713	26.612	284.9							

**31st 33 Rory SKINNER** OnlyFans American R GBR  
Runs=2 Total laps=8 Full laps=5 Valid laps=3

1	2'41.811	31.879	26.027	39.003	27.605	190.4							
2	<b>1'56.515</b>	27.555	24.387	37.491	27.082	282.7							
3	<b>1'55.042</b>	27.097	24.465	<b>36.860</b>	<b>26.620</b>	289.5							
4	1'54.785 *	<b>27.053</b>	24.071*	36.931	26.730	<b>293.4</b>							
5	56.435 P	27.076				284.9							
6	2'01.333	32.315	24.772	37.300	26.946	160.0							
7	<b>1'55.543</b>	27.456	<b>24.248</b>	36.907	26.932	279.0							
8	1'55.716 *	27.250	24.270	37.269*	26.927	280.5							

**Fastest Lap:** Pedro ACOSTA Red Bull KTM Ajo SPA **1'50.514** 26.124 23.088 35.459 25.843

These data/results cannot be reproduced, stored and/or transmitted in whole or in part by any manner of electronic, mechanical, photocopying, recording, broadcasting or otherwise now known or herein after developed without the previous express consent by the copyright owner, except for reproduction in daily press and regular printed publications on sale to the public within 60 days of the event related to those data/results and always provided that copyright symbol appears together as follows below.  
© DORNA, 2023

Official MotoGP Timing by TISSOT  
www.motogp.com

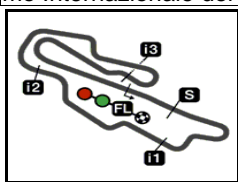
Mugello, Saturday, June 10, 2023

Page 5 of 5

*moto2*







5245 m.

## GRAN PREMIO D'ITALIA OAKLEY

## Practice Nr. 3

## Best Partial Times

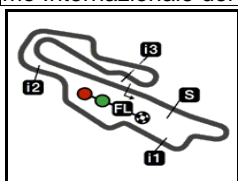
Moto2™

IT Ideal Lap Time, sum of the best partial times

BT Best Lap Time

T1		T2		T3		T4				IT	BT	
Pos	Rider	Time	Rider	Time	Rider	Time	Rider	Time	Pos	Rider	IT	BT
1	P.ACOSTA	26.049	F.ALDEGUER	23.046	P.ACOSTA	35.459	J.DIXON	25.671	1	P.ACOSTA	1'50.420	1'50.514 (1)
2	F.SALAC	26.127	S.LOWES	23.070	A.CANET	35.524	T.ARBOLINO	25.754	2	F.ALDEGUER	1'50.657	1'50.706 (2)
3	J.DIXON	26.148	P.ACOSTA	23.088	F.ALDEGUER	35.547	F.SALAC	25.759	3	S.LOWES	1'50.763	1'50.939 (5)
4	S.LOWES	26.211	S.GARCIA	23.140	S.GARCIA	35.592	S.LOWES	25.780	4	J.DIXON	1'50.774	1'50.774 (3)
5	F.ALDEGUER	26.250	A.LOPEZ	23.140	A.LOPEZ	35.609	F.ALDEGUER	25.814	5	F.SALAC	1'50.819	1'50.917 (4)
6	M.PASINI	26.255	A.CANET	23.180	S.LOWES	35.702	P.ACOSTA	25.824	6	A.LOPEZ	1'50.897	1'51.154 (9)
7	T.ARBOLINO	26.269	J.DIXON	23.197	C.VIETTI	35.731	A.ARENAS	25.844	7	S.GARCIA	1'50.992	1'51.100 (8)
8	S.CHANTRA	26.278	F.SALAC	23.200	F.SALAC	35.733	A.LOPEZ	25.862	7	A.CANET	1'50.992	1'51.084 (6)
9	A.LOPEZ	26.286	A.ARENAS	23.206	J.DIXON	35.758	S.GARCIA	25.874	9	T.ARBOLINO	1'51.088	1'51.088 (7)
10	C.VIETTI	26.290	M.PASINI	23.217	S.CHANTRA	35.759	S.CHANTRA	25.878	10	S.CHANTRA	1'51.205	1'51.239 (10)
11	M.GONZALEZ	26.294	A.OGURA	23.220	D.BINDER	35.785	C.VIETTI	25.893	11	C.VIETTI	1'51.219	1'51.282 (11)
12	A.CANET	26.299	T.ARBOLINO	23.230	T.ARBOLINO	35.835	M.PASINI	25.917	12	M.PASINI	1'51.280	1'51.787 (19)
13	A.ARENAS	26.302	D.FOGGIA	23.237	J.ALCOBA	35.873	J.ALCOBA	25.922	13	A.ARENAS	1'51.375	1'51.442 (13)
14	A.OGURA	26.303	M.GONZALEZ	23.287	M.GONZALEZ	35.876	M.GONZALEZ	25.928	14	M.GONZALEZ	1'51.385	1'51.399 (12)
15	B.BALTUS	26.363	S.CHANTRA	23.290	J.ROBERTS	35.877	D.FOGGIA	25.939	15	A.OGURA	1'51.408	1'51.499 (14)
16	D.FOGGIA	26.364	C.VIETTI	23.305	M.PASINI	35.891	B.BALTUS	25.944	16	D.FOGGIA	1'51.521	1'51.620 (15)
17	S.GARCIA	26.386	B.BENDSNEYDE	23.321	A.OGURA	35.902	J.ROBERTS	25.945	17	D.BINDER	1'51.545	1'51.672 (16)
18	B.BENDSNEYDE	26.386	S.KELLY	23.348	B.BENDSNEYDE	35.908	D.BINDER	25.957	18	J.ROBERTS	1'51.573	1'51.698 (17)
19	J.ROBERTS	26.400	J.ROBERTS	23.351	Z.VD GOORBER	35.925	A.OGURA	25.983	19	J.ALCOBA	1'51.613	1'51.751 (18)
20	B.GOMEZ	26.403	B.BALTUS	23.359	B.BALTUS	35.974	A.CANET	25.989	20	B.BALTUS	1'51.640	1'51.801 (21)
21	Z.VD GOORBER	26.420	D.BINDER	23.380	D.FOGGIA	35.981	L.TULOVIC	25.990	21	B.BENDSNEY	1'51.756	1'51.787 (20)
22	D.BINDER	26.423	J.ALCOBA	23.384	S.KELLY	36.016	S.KELLY	26.120	22	Z.VD GOORBE	1'51.927	1'52.170 (23)
23	J.ALCOBA	26.434	L.TULOVIC	23.416	A.ARENAS	36.023	Z.VD GOORBER	26.127	23	S.KELLY	1'51.968	1'52.123 (22)
24	I.GUEVARA	26.453	I.GUEVARA	23.430	L.TULOVIC	36.088	B.BENDSNEYDE	26.141	24	L.TULOVIC	1'52.020	1'52.248 (24)

These data/results cannot be reproduced, stored and/or transmitted in whole or in part by any manner of electronic, mechanical, photocopying, recording, broadcasting or otherwise now known or herein after developed without the previous express consent by the copyright owner, except for reproduction in daily press and regular printed publications on sale to the public within 60 days of the event related to those data/results and always provided that copyright symbol appears together as follows below.  
© DORNA, 2023



5245 m.

## GRAN PREMIO D'ITALIA OAKLEY

### Practice Nr. 3

### Best Partial Times

*IT* Ideal Lap Time, sum of the best partial times

*BT* Best Lap Time

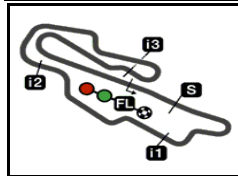
		<b>T1</b>		<b>T2</b>		<b>T3</b>		<b>T4</b>					
<i>Pos</i>	<i>Rider</i>	<i>Time</i>	<i>Rider</i>	<i>Time</i>	<i>Rider</i>	<i>Time</i>	<i>Rider</i>	<i>Time</i>	<i>Rider</i>	<i>Pos</i>	<i>Rider</i>	<i>IT</i>	<i>BT</i>
25	S.KELLY	26.484	M.RAMIREZ	23.448	M.RAMIREZ	36.180	I.GUEVARA	26.149	I.GUEVARA	25	<b>I.GUEVARA</b>	1'52.245	1'52.333 (25)
26	<b>L.TULOVIC</b>	<b>26.526</b>	<b>Z.VD GOORBER</b>	<b>23.455</b>	<b>I.GUEVARA</b>	<b>36.213</b>	<b>T.HADA</b>	<b>26.213</b>	<b>T.HADA</b>	26	<b>M.RAMIREZ</b>	1'52.533	1'52.619 (26)
27	M.RAMIREZ	26.653	B.GOMEZ	23.594	B.GOMEZ	36.339	M.RAMIREZ	26.252	M.RAMIREZ	27	<b>B.GOMEZ</b>	1'52.624	1'52.757 (27)
28	<b>T.HADA</b>	<b>26.807</b>	<b>L.DALLA PORTA</b>	<b>23.714</b>	<b>L.DALLA PORTA</b>	<b>36.550</b>	<b>L.DALLA PORTA</b>	<b>26.276</b>	<b>L.DALLA PORTA</b>	28	<b>L.DALLA PORTA</b>	1'53.370	1'53.439 (28)
29	L.DALLA PORTA	26.830	K.DANIEL	23.966	T.HADA	36.686	B.GOMEZ	26.288	B.GOMEZ	29	<b>T.HADA</b>	1'53.674	1'53.910 (29)
30	<b>K.DANIEL</b>	<b>26.901</b>	<b>T.HADA</b>	<b>23.968</b>	<b>R.SKINNER</b>	<b>36.860</b>	<b>K.DANIEL</b>	<b>26.308</b>	<b>K.DANIEL</b>	30	<b>K.DANIEL</b>	1'54.522	1'54.918 (30)
31	R.SKINNER	27.053	R.SKINNER	24.248	K.DANIEL	37.347	R.SKINNER	26.620	R.SKINNER	31	<b>R.SKINNER</b>	1'54.781	1'55.042 (31)

These data/results cannot be reproduced, stored and/or transmitted in whole or in part by any manner of electronic, mechanical, photocopying, recording, broadcasting or otherwise now known or herein after developed without the previous express consent by the copyright owner, except for reproduction in daily press and regular printed publications on sale to the public within 60 days of the event related to those data/results and always provided that copyright symbol appears together as follows below.

© DORNA, 2023

Official MotoGP Timing by **TISSOT**  
www.motogp.com





5245 m.

## GRAN PREMIO D'ITALIA OAKLEY

## Practice Nr. 3

## Fastest Laps Sequence

Practice Time	 Rider	Nation	Motorcycle	Time	Km/h	Rider's Lap
<b>4'07.229</b>	24 Marcos RAMIREZ	SPA	FORWARD	<b>1'52.834</b>	167.3	2
<b>5'11.505</b>	35 Somkiat CHANTRA	THA	KALEX	<b>1'52.638</b>	167.6	2
<b>5'26.292</b>	37 Pedro ACOSTA	SPA	KALEX	<b>1'51.758</b>	168.9	2
<b>7'14.931</b>	22 Sam LOWES	GBR	KALEX	<b>1'51.651</b>	169.1	3
<b>7'17.462</b>	37 Pedro ACOSTA	SPA	KALEX	<b>1'51.170</b>	169.8	3
<b>15'16.979</b>	54 Fermín ALDEGUER	SPA	BOSCOSCURO	<b>1'50.936</b>	170.2	8
<b>23'22.078</b>	12 Filip SALAC	CZE	KALEX	<b>1'50.917</b>	170.2	9
<b>28'08.335</b>	54 Fermín ALDEGUER	SPA	BOSCOSCURO	<b>1'50.706</b>	170.5	12
<b>29'20.704</b>	37 Pedro ACOSTA	SPA	KALEX	<b>1'50.514</b>	170.8	11

These data/results cannot be reproduced, stored and/or transmitted in whole or in part by any manner of electronic, mechanical, photocopying, recording, broadcasting or otherwise now known or herein after developed without the previous express consent by the copyright owner, except for reproduction in daily press and regular printed publications on sale to the public within 60 days of the event related to those data/results and always provided that copyright symbol appears together as follows below.

© DORNA, 2023

Official MotoGP Timing by TISSOT  
www.motogp.com

Mugello, Saturday, June 10, 2023

