

## GRAN PREMIO MotoGP™ GURU BY GRYFYN DE ESPAÑA

## Race

Classification after 21 laps = 92.883 km

29

Pos		Rider	Nation	Team	Motorcycle	Total Time	Km/h	Gap
1	25	22 Sam LOWES	GBR	Elf Marc VDS Racing Team	KALEX	35'45.107	155.8	
2	20	37 Pedro ACOSTA	SPA	Red Bull KTM Ajo	KALEX	35'47.948	155.6	2.841
3	16	21 Alonso LOPEZ	SPA	CAG SpeedUp	BOSCOSCURO	35'54.725	155.1	9.618
4	13	14 Tony ARBOLINO	ITA	Elf Marc VDS Racing Team	KALEX	35'55.270	155.1	10.163
5	11	40 Aron CANET	SPA	Pons Wegow Los40	KALEX	35'56.163	155.0	11.056
6	10	96 Jake DIXON	GBR	Autosolar GASGAS Aspar M2	KALEX	35'57.030	155.0	11.923
7	9	35 Somkiat CHANTRA	THA	IDEMITSU Honda Team Asia	KALEX	35'57.693	154.9	12.586
8	8	75 Albert ARENAS	SPA	Red Bull KTM Ajo	KALEX	36'00.055	154.8	14.948
9	7	12 Filip SALAC	CZE	QJMOTOR Gresini Moto2	KALEX	36'01.577	154.6	16.470
10	6	54 Fermín ALDEGUER	SPA	CAG SpeedUp	BOSCOSCURO	36'03.657	154.5	18.550
11	5	11 Sergio GARCIA	SPA	Pons Wegow Los40	KALEX	36'07.241	154.2	22.134
12	4	18 Manuel GONZALEZ	SPA	Correos Prepagó Yamaha VR46 M	KALEX	36'07.924	154.2	22.817
13	3	7 Barry BALTUS	BEL	Fieten Olie Racing GP	KALEX	36'08.187	154.2	23.080
14	2	16 Joe ROBERTS	USA	Italtrans Racing Team	KALEX	36'10.217	154.0	25.110
15	1	3 Lukas TULOVIC	GER	Liqui Moly Husqvarna Intact GP	KALEX	36'11.816	153.9	26.709
16		52 Jeremy ALCOBA	SPA	QJMOTOR Gresini Moto2	KALEX	36'12.029	153.9	26.922
17		64 Bo BENDSNEYDER	NED	Pertamina Mandalika SAG Team	KALEX	36'13.675	153.8	28.568
18		71 Dennis FOGGIA	ITA	Italtrans Racing Team	KALEX	36'15.491	153.7	30.384
19		72 Borja GOMEZ	SPA	Fantic Racing	KALEX	36'18.330	153.5	33.223
20		24 Marcos RAMIREZ	SPA	Forward Team	FORWARD	36'21.882	153.2	36.775
21		8 Senna AGIUS	AUS	Liqui Moly Husqvarna Intact GP	KALEX	36'21.919	153.2	36.812
22		28 Izan GUEVARA	SPA	Autosolar GASGAS Aspar M2	KALEX	36'22.258	153.2	37.151
23		84 Zonta VD GOORBERGH	NED	Fieten Olie Racing GP	KALEX	36'24.744	153.0	39.637
24		33 Rory SKINNER	GBR	American Racing	KALEX	36'24.893	153.0	39.786
25		19 Lorenzo DALLA PORTA	ITA	Pertamina Mandalika SAG Team	KALEX	36'47.679	151.4	1'02.572
26		2 Soichiro MINAMIMOTO	JPN	Correos Prepagó Yamaha VR46 M	KALEX	36'48.389	151.4	1'03.282
<b>Not classified</b>								
		79 Ai OGURA	JPN	IDEMITSU Honda Team Asia	KALEX	20'32.650	155.0	9 laps
		4 Sean Dylan KELLY	USA	American Racing	KALEX	12'08.704	152.9	14 laps
		13 Celestino VIETTI	ITA	Fantic Racing	KALEX	1'50.551	144.0	20 laps

The results are provisional until the end of the limit for protest and appeals.

Time limit for protest expires 30' after publication of the results - ..... Time: .....

These data/results cannot be reproduced, stored and/or transmitted in whole or in part by any manner of electronic, mechanical, photocopying, recording, broadcasting or otherwise now known or herein after developed without the previous express consent by the copyright owner, except for reproduction in daily press and regular printed publications on sale to the public within 60 days of the event related to those data/results and always provided that copyright symbol appears together as follows below.

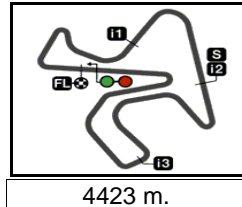
© DORNA, 2023

GRAN PREMIO MotoGP™ GURU BY GRYFYN DE ESPAÑA

Race

Classification after 21 laps = 92.883 km

29



Pos	Rider	Nation	Team	Motorcycle	Total Time	Km/h	Gap
-----	-------	--------	------	------------	------------	------	-----

Race condition: Dry  
 Air: 25°  
 Humidity: 59%  
 Ground: 33°

<b>Pole Position:</b>		Sam LOWES	1'40.750	158.0 Km/h
<b>Fastest Lap:</b>	Lap 4	Sam LOWES	1'41.366	157.0 Km/h
<b>Best Race Lap:</b>	2021	Sam LOWES	1'41.313	157.1 Km/h
<b>All Time Lap Record:</b>	2023	Aron CANET	1'40.640	158.2 Km/h

- 13:00'00
- 13:15'17
- 13:15'39 Bo BENDSNEYDER
- 13:17'48
- 13:17'49 Lorenzo DALLA PORTA
- 13:18'59
- 13:21'00 Celestino VIETTI
- 13:23'35 Celestino VIETTI
- 13:23'59 Celestino VIETTI
- 13:31'54 Sean Dylan KELLY
- 13:34'37 Fermín ALDEGUER
- 13:37'00 Fermín ALDEGUER
- 13:37'09 Barry BALTUS
- 13:38'11 Zonta VD GOORBERGH
- 13:38'29 Ai OGURA
- 13:38'46 Rory SKINNER
- 13:40'21 Sergio GARCIA
- 13:41'13 Ai OGURA
- 13:42'53 Ai OGURA
- 13:43'53 Fermín ALDEGUER

- SIGHTING LAP START
- WARM UP LAP START
- starting warm up lap from pit lane
- RACE START
- starting from pit lane
- No jump starts**
- crashed out - Rider OK
- re-joined race
- entered pits and retired
- crashed out - Rider OK
- track limits warning**
- long lap penalty due to exceeding track limit**
- track limits warning**
- track limits warning**
- crashed out - Rider OK
- track limits warning**
- track limits warning**
- re-joined race
- entered pits and retired
- long lap penalty - COMPLETED**

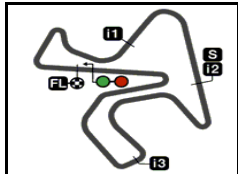
The results are provisional until the end of the limit for protest and appeals.

Time limit for protest expires 30' after publication of the results - ..... Time: .....

These data/results cannot be reproduced, stored and/or transmitted in whole or in part by any manner of electronic, mechanical, photocopying, recording, broadcasting or otherwise now known or herein after developed without the previous express consent by the copyright owner, except for reproduction in daily press and regular printed publications on sale to the public within 60 days of the event related to those data/results and always provided that copyright symbol appears together as follows below.

© DORNA, 2023





4423 m.

GRAN PREMIO MotoGP™ GURU BY GRYPYN DE ESPAÑA

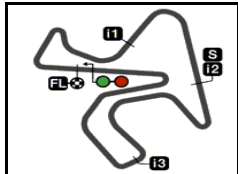
World Championship Classification

30

Rider		Points	Leader	Previous	POR	ARG	AME	SPA	FRA	ITA	GER	NED	KAZ	GBR	AUT	CAT	RSM	IND	JPN	INA	AUS	THA	MAL	QAT	VAL
1 ACOSTA Pedro	SPA	74			25	4	25	20																	
2 ARBOLINO Tony	ITA	74	0	0	16	25	20	13																	
3 CANET Aron	SPA	52	22	22	20	13	8	11																	
4 LOPEZ Alonso	SPA	45	29	7	-	20	9	16																	
5 LOWES Sam	GBR	43	31	2	9	6	3	25																	
6 SALAC Filip	CZE	40	34	3	13	9	11	7																	
7 DIXON Jake	GBR	36	38	4	10	16	-	10																	
8 CHANTRA Somkiat	THA	29	45	7	7	8	5	9																	
9 ARENAS Albert	SPA	27	47	2	8	7	4	8																	
10 GONZALEZ Manuel	SPA	26	48	1	11	5	6	4																	
11 ALDEGUER Fermín	SPA	20	54	6	3	1	10	6																	
12 ALCOBA Jeremy	SPA	19	55	1	6	0	13	0																	
13 GARCIA Sergio	SPA	17	57	2	1	11	-	5																	
14 BENDSNEYDER Bo	NED	16	58	1	-	0	16	0																	
15 VIETTI Celestino	ITA	15	59	1	5	3	7	-																	
16 BINDER Darryn	RSA	10	64	5	0	10	-	-																	
17 BALTUS Barry	BEL	7	67	3	4	0	-	3																	
18 ROBERTS Joe	USA	6	68	1	2	2	0	2																	
19 FOGGIA Dennis	ITA	2	72	4	0	0	2	0																	
20 OGURA Ai	JPN	1	73	1	-	-	1	-																	
21 TULOVIC Lukas	GER	1	73	0	-	-	-	1																	
22 TORRES Jordi	SPA	0	74	1	0	0	-	-																	

These data/results cannot be reproduced, stored and/or transmitted in whole or in part by any manner of electronic, mechanical, photocopying, recording, broadcasting or otherwise now known or herein after developed without the previous express consent by the copyright owner, except for reproduction in daily press and regular printed publications on sale to the public within 60 days of the event related to those data/results and always provided that copyright symbol appears together as follows below.  
© DORNA, 2023





4423 m.

GRAN PREMIO MotoGP™ GURU BY GRYPYN DE ESPAÑA

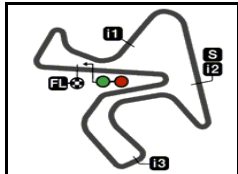
World Championship Classification

30

Rider	Points	Leader	Previous	POR	ARG	AME	SPA	FRA	ITA	GER	NED	KAZ	GBR	AUT	CAT	RSM	IND	JPN	INA	AUS	THA	MAL	QAT	VAL	
23 VD GOORBERGH Zonta	NED	0	74	0	-	0	0	0																	
24 GOMEZ Borja	SPA	0	74	0	0	0	0	0																	
25 KELLY Sean Dylan	USA	0	74	0	0	-	0	-																	
26 SKINNER Rory	GBR	0	74	0	0	-	0	0																	
27 DALLA PORTA Lorenzo	ITA	0	74	0	0	0	-	0																	
28 RAMIREZ Marcos	SPA	0	74	0	0	0	-	0																	
29 MINAMIMOTO Soichiro	JPN	0	74	0	-	0	0	0																	
30 GUEVARA Izan	SPA	0	74	0	-	-	0	0																	
31 AGIUS Senna	AUS	0	74	0	-	-	-	0																	
32 SANCHIS David	SPA	0	74	0	-	-	0	-																	

These data/results cannot be reproduced, stored and/or transmitted in whole or in part by any manner of electronic, mechanical, photocopying, recording, broadcasting or otherwise now known or herein after developed without the previous express consent by the copyright owner, except for reproduction in daily press and regular printed publications on sale to the public within 60 days of the event related to those data/results and always provided that copyright symbol appears together as follows below.  
© DORNA, 2023





4423 m.

GRAN PREMIO MotoGP™ GURU BY GRYPYN DE ESPAÑA

World Championship Classification

30

Constructor	Points	Leader	Previous	POR	ARG	AME	SPA	FRA	ITA	GER	NED	KAZ	GBR	AUT	CAT	RSM	IND	JPN	INA	AUS	THA	MAL	QAT	VAL
1 KALEX	100			25	25	25	25																	
2 BOSCOSCURO	49	51	51	3	20	10	16																	

Team	Points	Leader	Previous	POR	ARG	AME	SPA	FRA	ITA	GER	NED	KAZ	GBR	AUT	CAT	RSM	IND	JPN	INA	AUS	THA	MAL	QAT	VAL
1 ELF MARC VDS RACING TEAM	117			25	31	23	38																	
2 RED BULL KTM AJO	101	16	16	33	11	29	28																	
3 PONS WEGOW LOS40	69	48	32	21	24	8	16																	
4 CAG SPEEDUP	65	52	4	3	21	19	22																	
5 QJMOTOR GRESINI MOTO2	59	58	6	19	9	24	7																	
6 AUTOSOLAR GASGAS ASPAR M2	36	81	23	10	16	-	10																	
7 IDEMITSU HONDA TEAM ASIA	30	87	6	7	8	6	9																	
8 CORREOS PREPAGO YAMAHA VR46 M	26	91	4	11	5	6	4																	
9 PERTAMINA MANDALIKA SAG TEAM	16	101	10	-	-	16	-																	
10 FANTIC RACING	15	102	1	5	3	7	-																	
11 LIQUI MOLY HUSQVARNA INTACT GP	11	106	4	-	10	-	1																	
12 ITALTRANS RACING TEAM	8	109	3	2	2	2	2																	
13 FIETEN OLIE RACING GP	7	110	1	4	-	-	3																	

These data/results cannot be reproduced, stored and/or transmitted in whole or in part by any manner of electronic, mechanical, photocopying, recording, broadcasting or otherwise now known or herein after developed without the previous express consent by the copyright owner, except for reproduction in daily press and regular printed publications on sale to the public within 60 days of the event related to those data/results and always provided that copyright symbol appears together as follows below.  
© DORNA, 2023

Official MotoGP Timing by TISSOT  
www.motogp.com

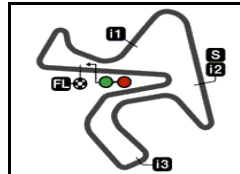


GRAN PREMIO MotoGP™ GURU BY GRYFYN DE ESPAÑA

Race

Lap Chart

31



4423 m.

Pos	1	2	3	4	5	6	7	8	9	10	11	12	13	14	15	16	17	18	19	20	21	22	23	24	25	26	27	28	29
Grid	22	37	96	21	79	7	13	16	75	14	35	40	12	54	64	18	84	11	52	3	4	72	24	71	19	28	33	8	2



1	22	37	21	14	79	12	96	75	7	40	54	13	18	16	35	11	52	4	84	71	8	3	24	72	64	28	2	33	19	
2	22	37	21	14	79	12	40	96	75	54	7	18	35	11	16	52	4	84	71	8	3	24	64	72	33	28	2	19		
3	22	37	21	79	12	14	40	96	75	54	18	7	35	11	16	52	4	84	71	3	8	64	24	72	33	28	2	19		
4	22	37	21	79	14	40	12	96	75	54	18	35	11	7	16	52	4	84	71	3	64	8	24	72	33	28	2	19		
5	22	37	21	79	14	40	12	96	75	54	35	11	18	7	16	52	4	71	84	3	64	8	24	72	33	28	2	19		
6	22	37	21	14	79	40	12	96	75	35	54	11	18	7	16	52	4	71	84	3	64	8	72	24	33	28	2	19		
7	22	37	21	14	79	40	12	96	75	35	54	11	18	7	16	52	4	71	3	84	64	72	8	24	33	28	2	19		
8	22	37	21	79	14	40	12	96	75	35	11	54	18	7	16	52	71	3	84	64	72	8	24	33	28	2	19			
9	22	37	21	79	14	40	12	96	75	35	11	54	18	7	16	52	71	3	64	84	72	8	24	33	28	2	19			
10	22	37	21	79	14	40	12	96	75	35	11	54	18	7	16	52	71	3	64	84	72	8	24	33	28	2	19			
L	11	22	37	21	79	14	40	12	96	75	35	11	54	18	7	16	52	71	3	64	84	72	8	24	33	28	2	19		
a	12	22	37	21	79	14	40	12	96	75	35	11	54	18	7	16	52	71	3	64	84	72	8	24	33	28	2	19		
P	13	22	37	21	14	40	96	12	75	35	54	11	18	7	16	52	71	3	64	84	72	8	24	33	28	2	19			
S	14	22	37	21	14	40	96	12	75	35	54	11	18	7	16	52	71	3	64	84	72	8	24	33	28	19	2			
	15	22	37	21	14	40	96	75	12	35	11	54	18	7	16	71	52	3	64	72	84	8	24	33	28	19	2			
	16	22	37	21	14	40	96	75	35	12	54	11	18	7	16	3	71	52	64	72	8	84	24	28	33	19	2			
	17	22	37	21	14	40	96	75	35	12	54	11	18	7	16	3	52	71	64	72	8	84	24	28	33	19	2			
	18	22	37	21	14	40	96	35	75	12	54	11	18	7	16	3	52	71	64	72	8	24	84	28	33	19	2			
	19	22	37	21	14	40	96	35	75	12	54	11	18	7	16	3	52	71	64	72	8	24	28	84	33	19	2			
	20	22	37	21	14	40	96	35	75	12	54	11	18	7	16	3	52	64	71	72	8	24	28	84	33	19	2			
	21	22	37	21	14	40	96	35	75	12	54	11	18	7	16	3	52	64	71	72	24	8	28	84	33	19	2			

Winner     Lapped rider

These data/results cannot be reproduced, stored and/or transmitted in whole or in part by any manner of electronic, mechanical, photocopying, recording, broadcasting or otherwise now known or herein after developed without the previous express consent by the copyright owner, except for reproduction in daily press and regular printed publications on sale to the public within 60 days of the event related to those data/results and always provided that copyright symbol appears together as follows below.

© DORNA, 2023

Official MotoGP Timing by TISSOT  
www.motogp.com

Jerez de la Frontera, Sunday, April 30, 2023




## GRAN PREMIO MotoGP™ GURU BY GRYFYN DE ESPAÑA

## Race

## Fastest Lap of Each Rider

32

	Rider	Nation	Team	Motorcycle	Time	Lap Total	Gap
1	22 Sam LOWES	GBR	Elf Marc VDS Racing Team	KALEX	<b>1'41.366</b>	4 21	
2	37 Pedro ACOSTA	SPA	Red Bull KTM Ajo	KALEX	<b>1'41.461</b>	4 21	0.095 0.095
3	40 Aron CANET	SPA	Pons Wegow Los40	KALEX	<b>1'41.591</b>	3 21	0.225 0.130
4	21 Alonso LOPEZ	SPA	CAG SpeedUp	BOSCOSCURO	<b>1'41.709</b>	3 21	0.343 0.118
5	14 Tony ARBOLINO	ITA	Elf Marc VDS Racing Team	KALEX	<b>1'41.773</b>	4 21	0.407 0.064
6	79 Ai OGURA	JPN	IDEMITSU Honda Team Asia	KALEX	<b>1'41.826</b>	4 12	0.460 0.053
7	12 Filip SALAC	CZE	QJMOTOR Gresini Moto2	KALEX	<b>1'41.878</b>	3 21	0.512 0.052
8	96 Jake DIXON	GBR	Autosolar GASGAS Aspar M2	KALEX	<b>1'42.024</b>	4 21	0.658 0.146
9	35 Somkiat CHANTRA	THA	IDEMITSU Honda Team Asia	KALEX	<b>1'42.063</b>	12 21	0.697 0.039
10	18 Manuel GONZALEZ	SPA	Correos Prepago Yamaha VR46 Ma	KALEX	<b>1'42.150</b>	3 21	0.784 0.087
11	75 Albert ARENAS	SPA	Red Bull KTM Ajo	KALEX	<b>1'42.150</b>	5 21	0.784
12	11 Sergio GARCIA	SPA	Pons Wegow Los40	KALEX	<b>1'42.204</b>	3 21	0.838 0.054
13	54 Fermín ALDEGUER	SPA	CAG SpeedUp	BOSCOSCURO	<b>1'42.225</b>	17 21	0.859 0.021
14	16 Joe ROBERTS	USA	Italtrans Racing Team	KALEX	<b>1'42.348</b>	3 21	0.982 0.123
15	7 Barry BALTUS	BEL	Fieten Olie Racing GP	KALEX	<b>1'42.434</b>	3 21	1.068 0.086
16	4 Sean Dylan KELLY	USA	American Racing	KALEX	<b>1'42.620</b>	4 7	1.254 0.186
17	52 Jeremy ALCOBA	SPA	QJMOTOR Gresini Moto2	KALEX	<b>1'42.635</b>	7 21	1.269 0.015
18	64 Bo BENDSNEYDER	NED	Pertamina Mandalika SAG Team	KALEX	<b>1'42.648</b>	5 21	1.282 0.013
19	3 Lukas TULOVIC	GER	Liqui Moly Husqvarna Intact GP	KALEX	<b>1'42.675</b>	4 21	1.309 0.027
20	71 Dennis FOGGIA	ITA	Italtrans Racing Team	KALEX	<b>1'42.708</b>	5 21	1.342 0.033
21	84 Zonta VD GOORBERGH	NED	Fieten Olie Racing GP	KALEX	<b>1'42.773</b>	3 21	1.407 0.065
22	28 Izan GUEVARA	SPA	Autosolar GASGAS Aspar M2	KALEX	<b>1'43.016</b>	13 21	1.650 0.243
23	72 Borja GOMEZ	SPA	Fantic Racing	KALEX	<b>1'43.019</b>	16 21	1.653 0.003
24	33 Rory SKINNER	GBR	American Racing	KALEX	<b>1'43.024</b>	6 21	1.658 0.005
25	8 Senna AGIUS	AUS	Liqui Moly Husqvarna Intact GP	KALEX	<b>1'43.056</b>	9 21	1.690 0.032
26	24 Marcos RAMIREZ	SPA	Forward Team	FORWARD	<b>1'43.197</b>	2 21	1.831 0.141
27	19 Lorenzo DALLA PORTA	ITA	Pertamina Mandalika SAG Team	KALEX	<b>1'43.677</b>	3 21	2.311 0.480
28	2 Soichiro MINAMIMOTO	JPN	Correos Prepago Yamaha VR46 Ma	KALEX	<b>1'44.317</b>	17 21	2.951 0.640

These data/results cannot be reproduced, stored and/or transmitted in whole or in part by any manner of electronic, mechanical, photocopying, recording, broadcasting or otherwise now known or herein after developed without the previous express consent by the copyright owner, except for reproduction in daily press and regular printed publications on sale to the public within 60 days of the event related to those data/results and always provided that copyright symbol appears together as follows below.

© DORNA, 2023

Official MotoGP Timing by TISSOT  
www.motogp.com

Jerez de la Frontera, Sunday, April 30, 2023





## GRAN PREMIO MotoGP™ GURU BY GRYFYN DE ESPAÑA

After the Race

## Event Best Maximum Speed

33



Rider	Nation	Team	Motorcycle	Km/h	
24 Marcos RAMIREZ	SPA	Forward Team	FORWARD	254.1	Qualifying Nr. 1
54 Fermín ALDEGUER	SPA	CAG SpeedUp	BOSCOSCURO	253.5	Race
75 Albert ARENAS	SPA	Red Bull KTM Ajo	KALEX	253.5	Race
11 Sergio GARCIA	SPA	Pons Wegow Los40	KALEX	252.9	Race
35 Somkiat CHANTRA	THA	IDEMITSU Honda Team Asia	KALEX	252.9	Race
4 Sean Dylan KELLY	USA	American Racing	KALEX	252.3	Race
18 Manuel GONZALEZ	SPA	Correos Prepago Yamaha VR46 M	KALEX	252.3	Race
52 Jeremy ALCOBA	SPA	QJMOTOR Gresini Moto2	KALEX	252.3	Race
71 Dennis FOGGIA	ITA	Italtrans Racing Team	KALEX	251.7	Race
14 Tony ARBOLINO	ITA	Elf Marc VDS Racing Team	KALEX	251.7	Race
28 Izan GUEVARA	SPA	Autosolar GASGAS Aspar M2	KALEX	251.7	Race
2 Soichiro MINAMIMOTO	JPN	Correos Prepago Yamaha VR46 M	KALEX	251.7	Race
12 Filip SALAC	CZE	QJMOTOR Gresini Moto2	KALEX	251.7	Race
84 Zonta VD GOORBERGH	NED	Fieten Olie Racing GP	KALEX	251.7	Race
16 Joe ROBERTS	USA	Italtrans Racing Team	KALEX	251.1	Race
19 Lorenzo DALLA PORTA	ITA	Pertamina Mandalika SAG Team	KALEX	251.1	Qualifying Nr. 1
13 Celestino VIETTI	ITA	Fantic Racing	KALEX	251.1	Race
22 Sam LOWES	GBR	Elf Marc VDS Racing Team	KALEX	251.1	Practice Nr. 1
3 Lukas TULOVIC	GER	Liqui Moly Husqvarna Intact GP	KALEX	251.1	Race
96 Jake DIXON	GBR	Autosolar GASGAS Aspar M2	KALEX	251.1	Practice Nr. 3
37 Pedro ACOSTA	SPA	Red Bull KTM Ajo	KALEX	251.1	Practice Nr. 3
8 Senna AGIUS	AUS	Liqui Moly Husqvarna Intact GP	KALEX	251.1	Race
40 Aron CANET	SPA	Pons Wegow Los40	KALEX	250.0	Race
7 Barry BALTUS	BEL	Fieten Olie Racing GP	KALEX	250.0	Race
72 Borja GOMEZ	SPA	Fantic Racing	KALEX	250.0	Race
79 Ai OGURA	JPN	IDEMITSU Honda Team Asia	KALEX	250.0	Race
21 Alonso LOPEZ	SPA	CAG SpeedUp	BOSCOSCURO	249.4	Practice Nr. 1
64 Bo BENDSNEYDER	NED	Pertamina Mandalika SAG Team	KALEX	249.4	Race
17 Alex ESCRIG	SPA	Forward Team	FORWARD	249.4	Qualifying Nr. 1
33 Rory SKINNER	GBR	American Racing	KALEX	247.1	Qualifying Nr. 1

These data/results cannot be reproduced, stored and/or transmitted in whole or in part by any manner of electronic, mechanical, photocopying, recording, broadcasting or otherwise now known or herein after developed without the previous express consent by the copyright owner, except for reproduction in daily press and regular printed publications on sale to the public within 60 days of the event related to those data/results and always provided that copyright symbol appears together as follows below.

© DORNA, 2023

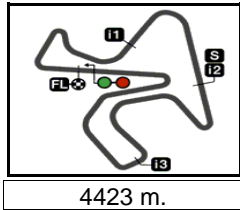
Official MotoGP Timing by TISSOT  
www.motogp.com

Jerez de la Frontera, Sunday, April 30, 2023

moto2™







4423 m.

# GRAN PREMIO MotoGP™ GURU BY GRYFYN DE ESPAÑA

## Race

### Chronological Analysis of Performances

**34**

\* Lap / Sector time cancelled

T1 Time from finish line to 1st intermediate

T3 Time from 2nd intermed. to 3rd intermed.

P Crossing the finish line in pit lane

T2 Time from 1st intermed. to 2nd intermed.

T4 Time from 3rd intermediate to finish line

Lap	Lap Time	T1	T2	T3	T4	Speed	Lap	Lap Time	T1	T2	T3	T4	Speed
<b>1st 22 Sam LOWES</b> Elf Marc VDS Racing GBR Runs=1 Total laps=21 Full laps=20 Valid laps=18							<b>3rd 21 Alonso LOPEZ</b> CAG SpeedUp SPA Runs=1 Total laps=21 Full laps=20 Valid laps=18						
1	1'48.326	31.563	15.094	30.094	31.575	245.4	1	1'48.686	31.814	15.141	30.422	31.309	246.0
2	1'41.322 *	25.049	15.159	29.988*	31.126	244.8	2	1'42.118	25.394	15.114	30.319	31.291	245.4
3	1'41.498 *	25.015	15.136	30.049	31.298*	244.3	3	1'41.709	25.248	15.157	30.148	31.156	245.4
4	1'41.366	25.054	15.205	29.957	31.150	243.2	4	1'41.863 *	25.211	15.165	30.169	31.318*	245.4
5	1'41.473	25.045	15.161	30.011	31.256	243.7	5	1'42.028	25.200	15.192	30.324	31.312	241.6
6	1'41.673	25.229	15.198	29.987	31.259	242.6	6	1'41.911	25.228	15.226	30.244	31.213	244.3
7	1'41.572	25.083	15.175	30.083	31.231	242.6	7	1'41.983	25.317	15.174	30.252	31.240	244.3
8	1'41.593	25.178	15.210	30.003	31.202	242.6	8	1'42.007	25.308	15.223	30.179	31.297	244.8
9	1'41.561	25.087	15.144	30.132	31.198	244.3	9	1'42.296 *	25.255	15.260	30.388*	31.393	244.8
10	1'41.642	25.136	15.191	30.079	31.236	244.3	10	1'42.090	25.291	15.200	30.302	31.297	244.8
11	1'41.971	25.203	15.204	30.187	31.377	242.1	11	1'42.541	25.413	15.305	30.241	31.582	243.7
12	1'42.017	25.199	15.228	30.151	31.439	242.1	12	1'42.699	25.435	15.255	30.542	31.467	243.7
13	1'42.026	25.326	15.198	30.153	31.349	244.8	13	1'42.102	25.364	15.159	30.316	31.263	246.5
14	1'41.704	25.151	15.135	30.165	31.253	244.3	14	1'42.377	25.336	15.211	30.396	31.434	245.4
15	1'41.873	25.206	15.188	30.137	31.342	243.2	15	1'42.364	25.410	15.221	30.348	31.385	244.8
16	1'42.048	25.278	15.268	30.099	31.403	243.7	16	1'42.364	25.396	15.237	30.351	31.380	245.4
17	1'42.148	25.324	15.231	30.218	31.375	244.8	17	1'42.617	25.459	15.249	30.482	31.427	245.4
18	1'41.919	25.349	15.225	30.131	31.214	243.7	18	1'42.488	25.390	15.259	30.480	31.359	246.0
19	1'42.016	25.188	15.219	30.232	31.377	244.3	19	1'42.586	25.392	15.299	30.440	31.455	244.8
20	1'42.207	25.272	15.232	30.220	31.483	244.8	20	1'42.906	25.460	15.325	30.693	31.428	245.4
21	1'43.152	25.352	15.327	30.401	32.072	244.8	21	1'42.990	25.494	15.291	30.576	31.629	246.5
<b>2nd 37 Pedro ACOSTA</b> Red Bull KTM Ajo SPA Runs=1 Total laps=21 Full laps=20 Valid laps=19							<b>4th 14 Tony ARBOLINO</b> Elf Marc VDS Racing ITA Runs=1 Total laps=21 Full laps=20 Valid laps=19						
1	1'48.402	31.214	15.220	30.142	31.826	246.5	1	1'48.727	31.931	15.081	30.438	31.277	251.7
2	1'41.597	25.219	15.063	30.150	31.165	248.2	2	1'42.291 *	25.45*	15.128	30.446	31.259	250.0
3	1'41.516	25.131	15.096	30.102	31.187	249.4	3	1'42.277	25.261	15.141	30.228	31.647	249.4
4	1'41.461	25.075	15.131	30.065	31.190	248.8	4	1'41.773	25.253	15.036	30.302	31.182	251.7
5	1'41.577	25.061	15.127	30.162	31.227	248.8	5	1'41.956	25.247	15.065	30.341	31.303	251.1
6	1'41.727	25.159	15.114	30.220	31.234	247.7	6	1'42.035	25.287	15.137	30.325	31.286	251.1
7	1'41.832	25.254	15.155	30.165	31.258	247.7	7	1'42.315	25.365	15.214	30.350	31.386	247.7
8	1'41.825	25.214	15.219	30.112	31.280	247.7	8	1'42.447	25.353	15.252	30.541	31.301	248.8
9	1'41.905	25.141	15.204	30.201	31.359	248.2	9	1'42.399	25.366	15.148	30.407	31.478	251.1
10	1'41.972	25.120	15.216	30.162	31.474	248.2	10	1'42.244	25.439	15.184	30.395	31.226	247.7
11	1'42.178	25.246	15.228	30.214	31.490	247.1	11	1'42.160	25.390	15.184	30.285	31.301	248.8
12	1'42.196	25.230	15.229	30.307	31.430	246.5	12	1'42.142	25.343	15.147	30.399	31.253	249.4
13	1'41.734	25.099	15.149	30.077	31.409	249.4	13	1'42.451	25.594	15.221	30.301	31.335	247.7
14	1'41.944 *	25.07*	15.266	30.176	31.431	250.0	14	1'42.407	25.310	15.212	30.431	31.454	247.7
15	1'42.119	25.192	15.209	30.250	31.468	248.8	15	1'42.385	25.383	15.235	30.408	31.359	246.5
16	1'42.051	25.153	15.198	30.220	31.480	248.8	16	1'42.334	25.332	15.263	30.314	31.425	247.7
17	1'42.390	25.312	15.244	30.213	31.621	248.2	17	1'42.588	25.367	15.261	30.569	31.391	246.5
18	1'42.150	25.184	15.254	30.266	31.446	248.8	18	1'42.464	25.347	15.257	30.473	31.387	247.1
19	1'42.071	25.213	15.268	30.070	31.520	248.2							
20	1'42.213	25.174	15.319	30.220	31.500	248.8							

**Fastest Lap:** Sam LOWES Elf Marc VDS Racing GBR 1'41.366 25.054 15.205 29.957 31.150

These data/results cannot be reproduced, stored and/or transmitted in whole or in part by any manner of electronic, mechanical, photocopying, recording, broadcasting or otherwise now known or herein after developed without the previous express consent by the copyright owner, except for reproduction in daily press and regular printed publications on sale to the public within 60 days of the event related to those data/results and always provided that copyright symbol appears together as follows below.  
© DORNA, 2023



## Race

## Moto2

Lap	Lap Time	T1	T2	T3	T4	Speed	Lap	Lap Time	T1	T2	T3	T4	Speed
19	1'42.753	25.664	15.325	30.346	31.418	247.1	3	1'42.160	25.406	15.109	30.418	31.227	251.1
20	1'42.635	25.480	15.279	30.413	31.463	247.7	4	1'42.667	25.567	15.067	30.649	31.384	250.0
21	1'42.487	25.384	15.284	30.386	31.433	247.1	5	1'42.225	25.337	15.095	30.464	31.329	250.5
<b>5th 40 Aron CANET</b> Pons Wegow Los40 SPA Runs=1 Total laps=21 Full laps=20 Valid laps=20							6	1'42.094	25.402	15.086	30.315	31.291	249.4
1	1'50.178	32.835	15.287	30.733	31.323	250.0	7	1'42.255	25.236	15.092	30.535	31.392	249.4
2	1'41.805	25.286	15.109	30.156	31.254	249.4	8	1'42.249	25.288	15.176	30.405	31.380	248.8
3	1'41.591	25.226	15.079	30.173	31.113	248.8	9	1'42.242	25.332	15.140	30.290	31.480	248.2
4	1'41.798	25.222	15.103	30.227	31.246	250.0	10	1'42.457	25.366	15.121	30.357	31.613	248.8
5	1'41.963	25.154	15.087	30.290	31.432	249.4	11	1'42.325	25.442	15.147	30.322	31.414	247.7
6	1'42.148	25.352	15.141	30.291	31.364	247.1	12	1'42.063	25.270	15.141	30.339	31.313	247.7
7	1'42.252	25.322	15.081	30.425	31.424	248.8	13	1'42.358	25.314	15.100	30.497	31.447	250.0
8	1'42.407	25.467	15.179	30.287	31.474	247.7	14	1'42.774	25.754	15.164	30.445	31.411	248.8
9	1'42.194	25.293	15.151	30.288	31.462	249.4	15	1'42.588	25.330	15.101	30.642	31.515	249.4
10	1'42.349	25.428	15.143	30.523	31.255	249.4	16	1'42.622	25.491	15.209	30.606	31.316	250.5
11	1'42.412	25.424	15.191	30.428	31.369	247.7	17	1'42.206	25.362	15.124	30.427	31.293	249.4
12	1'42.509	25.416	15.266	30.375	31.452	245.4	18	1'42.319	25.296	15.210	30.472	31.341	247.7
13	1'42.286	25.424	15.204	30.349	31.309	247.1	19	1'42.162	25.296	15.171	30.341	31.354	248.2
14	1'42.281	25.411	15.207	30.364	31.299	245.4	20	1'42.216	25.235	15.191	30.353	31.437	247.7
15	1'42.576	25.400	15.253	30.553	31.370	246.0	21	1'42.284	25.322	15.155	30.382	31.425	250.0
16	1'42.408	25.439	15.227	30.388	31.354	245.4	<b>8th 75 Albert ARENAS</b> Red Bull KTM Ajo SPA Runs=1 Total laps=21 Full laps=20 Valid laps=18						
17	1'42.247	25.341	15.173	30.428	31.305	246.5	1	1'49.838	32.398	15.134	30.937	31.369	251.1
18	1'42.320	25.410	15.268	30.404	31.238	246.5	2	1'42.420 *	25.54 *	15.249	30.544	31.086	253.5
19	1'42.714	25.525	15.285	30.539	31.365	243.7	3	1'42.339	25.514	15.126	30.449	31.250	251.1
20	1'42.727	25.496	15.266	30.508	31.457	246.0	4	1'42.254	25.368	15.158	30.447	31.281	250.0
21	1'42.998	25.418	15.345	30.559	31.676	247.1	5	1'42.150	25.342	15.097	30.397	31.314	250.0
<b>6th 96 Jake DIXON</b> Autosolar GASGAS A GBR Runs=1 Total laps=21 Full laps=20 Valid laps=20							6	1'42.371	25.408	15.117	30.505	31.341	249.4
1	1'49.771	32.256	15.155	30.695	31.665	250.0	7	1'42.268	25.358	15.162	30.433	31.315	249.4
2	1'42.349	25.390	15.168	30.264	31.527	248.2	8	1'42.276	25.410	15.240	30.433	31.193	249.4
3	1'42.323	25.442	15.180	30.358	31.343	248.2	9	1'42.313	25.426	15.206	30.379	31.302	249.4
4	1'42.024	25.289	15.171	30.298	31.266	247.7	10	1'42.413 *	25.454	15.196	30.441	31.322 *	248.8
5	1'42.114	25.352	15.143	30.337	31.282	247.1	11	1'42.337	25.425	15.195	30.476	31.241	247.7
6	1'42.418	25.444	15.204	30.390	31.380	247.1	12	1'42.570	25.465	15.284	30.540	31.281	246.0
7	1'42.291	25.290	15.271	30.369	31.361	246.5	13	1'42.669	25.509	15.228	30.567	31.365	249.4
8	1'42.269	25.294	15.211	30.259	31.505	247.1	14	1'42.547	25.470	15.147	30.499	31.431	250.0
9	1'42.213	25.332	15.176	30.374	31.331	247.1	15	1'42.834	25.562	15.222	30.659	31.391	250.0
10	1'42.305	25.314	15.185	30.350	31.456	247.7	16	1'42.399	25.294	15.311	30.489	31.305	247.7
11	1'42.488	25.357	15.256	30.416	31.459	247.1	17	1'42.417	25.479	15.238	30.354	31.346	247.1
12	1'42.557	25.336	15.200	30.453	31.568	247.7	18	1'43.042	25.466	15.277	30.751	31.548	248.8
13	1'42.496	25.413	15.220	30.400	31.463	249.4	19	1'42.654	25.518	15.254	30.504	31.378	248.2
14	1'42.350	25.385	15.253	30.296	31.416	246.5	20	1'42.791	25.549	15.327	30.439	31.476	248.2
15	1'42.343	25.302	15.234	30.333	31.474	245.4	21	1'43.153	25.607	15.349	30.626	31.571	248.2
16	1'42.297	25.349	15.246	30.298	31.404	246.5	<b>9th 12 Filip SALAC</b> QJMOTOR Gresini M CZE Runs=1 Total laps=21 Full laps=20 Valid laps=20						
17	1'42.463	25.355	15.285	30.354	31.469	246.5	1	1'49.506	32.456	15.159	30.583	31.308	249.4
18	1'42.523	25.437	15.288	30.364	31.434	246.5	2	1'41.882	25.154	15.112	30.292	31.324	251.7
19	1'42.625	25.407	15.299	30.402	31.517	247.1	3	1'41.878	25.229	15.112	30.272	31.265	250.5
20	1'42.498	25.500	15.294	30.275	31.429	247.1	4	1'42.176	25.376	15.118	30.273	31.409	248.2
21	1'42.313	25.333	15.257	30.320	31.403	248.2	5	1'42.341	25.343	15.256	30.311	31.431	248.2
<b>7th 35 Somkiat CHANTRA</b> IDEMITSU Honda Tea THA Runs=1 Total laps=21 Full laps=20 Valid laps=20							6	1'42.365	25.373	15.194	30.328	31.470	247.7
1	1'51.046	33.309	15.266	30.892	31.579	250.5	7	1'42.145	25.358	15.249	30.227	31.311	246.5
2	1'42.381	25.311	15.044	30.692	31.334	252.9	8	1'42.435	25.300	15.269	30.462	31.404	247.7
							9	1'42.379	25.434	15.284	30.303	31.358	246.0
							10	1'42.347	25.313	15.317	30.357	31.360	247.1

Fastest Lap: Sam LOWES

Elf Marc VDS Racing GBR

1'41.366

25.054

15.205

29.957

31.150

These data/results cannot be reproduced, stored and/or transmitted in whole or in part by any manner of electronic, mechanical, photocopying, recording, broadcasting or otherwise now known or herein after developed without the previous express consent by the copyright owner, except for reproduction in daily press and regular printed publications on sale to the public within 60 days of the event related to those data/results and always provided that copyright symbol appears together as follows below.

© DORNA, 2023

# Race

# Moto2

Lap	Lap Time	T1	T2	T3	T4	Speed	Lap	Lap Time	T1	T2	T3	T4	Speed
11	<b>1'42.459</b>	25.436	15.330	30.330	31.363	245.4	19	<b>1'43.350</b>	25.655	15.416	30.643	31.636	246.0
12	<b>1'42.922</b>	25.580	15.279	30.523	31.540	244.3	20	<b>1'43.245</b>	25.723	15.305	30.598	31.619	246.5
13	<b>1'43.031</b>	25.496	15.392	30.689	31.454	244.8	21	<b>1'43.420</b>	25.676	15.366	30.741	31.637	246.0
14	<b>1'42.752</b>	25.431	15.243	30.546	31.532	246.5	<b>12th 18 Manuel GONZALEZ</b> Correos Prepago Yam SPA						
15	<b>1'43.097</b>	25.470	15.354	30.598	31.675	245.4	Runs=1 Total laps=21 Full laps=20 Valid laps=18						
16	<b>1'43.230</b>	25.478	15.349	30.920	31.483	246.5	1	1'50.722	33.069	15.184	31.004	31.465	250.5
17	<b>1'42.933</b>	25.510	15.359	30.612	31.452	243.7	2	1'42.475 *	25.450	15.115	30.496	31.414*	250.5
18	<b>1'42.835</b>	25.437	15.326	30.493	31.579	246.0	3	<b>1'42.150</b>	25.357	15.073	30.507	<b>31.213</b>	<b>252.3</b>
19	<b>1'42.686</b>	25.363	15.314	30.545	31.464	246.5	4	1'42.823 *	<b>25.308</b>	15.146	30.935*	31.434	249.4
20	<b>1'42.847</b>	25.454	15.335	30.454	31.604	247.7	5	<b>1'42.772</b>	25.550	<b>15.070</b>	30.885	31.267	250.5
21	<b>1'43.331</b>	25.570	15.376	30.686	31.699	247.1	6	<b>1'42.633</b>	25.515	15.177	30.535	31.406	247.7
<b>10th 54 Fermín ALDEGUER</b> CAG SpeedUp SPA													
Runs=1 Total laps=21 Full laps=20 Valid laps=14													
1	1'50.494	32.780	<b>15.143</b>	31.077	31.494	<b>253.5</b>	7	<b>1'42.585</b>	25.457	15.113	30.579	31.436	248.2
2	1'42.366 *	25.34*	15.176	30.441	31.406	251.7	8	<b>1'42.473</b>	25.439	15.163	<b>30.476</b>	31.395	247.1
3	<b>1'42.316</b>	25.351	15.191	30.344	31.430	248.2	9	<b>1'42.793</b>	25.467	15.142	30.642	31.542	249.4
4	<b>1'42.837</b>	25.287	15.293	30.881	31.376	247.1	10	<b>1'42.843</b>	25.534	15.188	30.583	31.538	248.8
5	1'42.276 *	25.265	15.262	30.353*	31.396	246.5	11	<b>1'42.714</b>	25.483	15.173	30.655	31.403	250.0
6	<b>1'42.573</b>	25.306	15.308	30.559	31.400	244.3	12	<b>1'42.743</b>	25.535	15.213	30.562	31.433	246.5
7	<b>1'42.626</b>	25.314	15.313	30.646	31.353	247.1	13	<b>1'43.050</b>	25.504	15.184	30.650	31.712	248.2
8	<b>1'42.887</b>	25.290	15.300	30.779	31.518	247.1	14	<b>1'42.689</b>	25.503	15.182	30.548	31.456	248.2
9	1'42.870 *	25.452	15.272	30.535	31.611*	250.0	15	<b>1'43.174</b>	25.623	15.212	30.740	31.599	246.5
10	1'42.786 *	25.428	15.256	30.520	31.582*	249.4	16	<b>1'43.151</b>	25.676	15.253	30.739	31.483	246.5
11	1'42.838 *	25.480	15.357	30.442*	31.559	247.1	17	<b>1'43.024</b>	25.552	15.250	30.699	31.523	247.1
12	<b>1'42.559</b>	25.402	15.273	30.390	31.494	246.5	18	<b>1'43.115</b>	25.609	15.302	30.681	31.523	246.5
13	<b>1'42.716</b>	25.430	15.313	30.538	31.435	250.5	19	<b>1'43.230</b>	25.555	15.281	30.759	31.635	247.1
14	<b>1'42.376</b>	25.250	15.368	30.345	31.413	247.1	20	<b>1'43.122</b>	25.659	15.284	30.689	31.490	246.5
15	<b>1'44.107</b>	25.394	15.322	<b>30.296</b>	33.095	244.3	21	<b>1'43.643</b>	25.638	15.292	30.824	31.889	247.7
16	<b>1'42.346</b>	25.322	15.295	30.353	31.376	247.7	<b>13th 7 Barry BALTUS</b> Fieten Olie Racing GP BEL						
17	<b>1'42.225</b>	25.261	15.281	30.330	31.353	246.0	Runs=1 Total laps=21 Full laps=20 Valid laps=17						
18	1'42.176 *	<b>25.225</b>	15.331	30.331*	<b>31.289</b>	246.5	1	1'50.057	32.562	15.263	30.787	31.445	<b>250.0</b>
19	<b>1'42.373</b>	25.297	15.329	30.304	31.443	247.1	2	1'42.992 *	25.64*	15.213	30.695	31.438	247.7
20	<b>1'42.459</b>	25.250	15.314	30.418	31.477	246.5	3	<b>1'42.434</b>	<b>25.373</b>	<b>15.140</b>	<b>30.433</b>	31.488	248.8
21	<b>1'43.451</b>	25.412	15.352	31.015	31.672	243.7	4	<b>1'43.196</b>	25.835	15.173	30.827	<b>31.361</b>	247.7
<b>11th 11 Sergio GARCIA</b> Pons Wegow Los40 SPA													
Runs=1 Total laps=21 Full laps=20 Valid laps=17													
1	1'51.088	33.464	15.273	30.839	31.512	<b>252.9</b>	5	1'42.597 *	25.541	15.229	30.461*	31.366	246.5
2	<b>1'42.510</b>	25.540	15.096	30.467	31.407	252.9	6	<b>1'42.486</b>	25.448	15.216	30.461	31.361	246.5
3	<b>1'42.204</b>	25.442	<b>15.047</b>	30.374	31.341	250.0	7	<b>1'42.566</b>	25.464	15.228	30.438	31.436	246.5
4	1'42.614 *	25.593	15.199	30.522*	<b>31.300</b>	252.3	8	<b>1'43.120</b>	25.459	15.279	30.599	31.783	246.5
5	<b>1'42.266</b>	25.522	15.112	<b>30.288</b>	31.344	250.0	9	<b>1'42.612</b>	25.436	15.291	30.508	31.377	245.4
6	<b>1'42.329</b>	25.421	15.114	30.338	31.456	250.0	10	<b>1'42.764</b>	25.415	15.321	30.559	31.469	246.0
7	<b>1'42.570</b>	25.453	15.134	30.667	31.316	250.0	11	1'42.807 *	25.410	15.292	30.523	31.582*	246.0
8	<b>1'42.359</b>	25.445	15.153	30.383	31.378	251.1	12	<b>1'42.736</b>	25.419	15.260	30.605	31.452	246.0
9	<b>1'43.021</b>	25.812	15.207	30.534	31.468	246.5	13	<b>1'42.898</b>	25.430	15.358	30.543	31.567	244.3
10	1'42.797 *	25.601	15.216	30.479	31.501*	247.1	14	<b>1'42.726</b>	25.415	15.256	30.562	31.493	247.1
11	<b>1'42.620</b>	<b>25.400</b>	15.251	30.555	31.414	244.8	15	<b>1'42.928</b>	25.497	15.329	30.582	31.520	246.0
12	<b>1'42.691</b>	25.564	15.278	30.391	31.458	246.0	16	<b>1'43.103</b>	25.553	15.324	30.668	31.558	248.2
13	1'43.378 *	25.741	15.274	30.874	31.489*	246.0	17	<b>1'42.983</b>	25.531	15.294	30.590	31.568	247.1
14	<b>1'42.631</b>	25.536	15.204	30.411	31.480	248.2	18	<b>1'43.214</b>	25.570	15.382	30.672	31.590	244.8
15	<b>1'43.039</b>	25.625	15.301	30.678	31.435	247.1	19	<b>1'43.098</b>	25.485	15.376	30.651	31.586	246.5
16	<b>1'43.140</b>	25.616	15.335	30.754	31.435	245.4	20	<b>1'43.289</b>	25.673	15.377	30.642	31.597	247.1
17	<b>1'42.961</b>	25.621	15.260	30.563	31.517	247.1	21	<b>1'43.581</b>	25.605	15.328	30.840	31.808	247.7
18	<b>1'43.008</b>	25.618	15.271	30.608	31.511	246.0	<b>14th 16 Joe ROBERTS</b> Italtrans Racing Team USA						
						Runs=1 Total laps=21 Full laps=20 Valid laps=19							
						1 1'50.920 33.172 15.169 30.890 31.689 250.5							
						2 <b>1'43.025</b> 25.568 15.211 30.617 31.629 <b>251.1</b>							

**Fastest Lap:** Sam LOWES Elf Marc VDS Racing GBR **1'41.366** 25.054 15.205 29.957 31.150

These data/results cannot be reproduced, stored and/or transmitted in whole or in part by any manner of electronic, mechanical, photocopying, recording, broadcasting or otherwise now known or herein after developed without the previous express consent by the copyright owner, except for reproduction in daily press and regular printed publications on sale to the public within 60 days of the event related to those data/results and always provided that copyright symbol appears together as follows below.  
© DORNA, 2023

# Race

# Moto2

Lap	Lap Time	T1	T2	T3	T4	Speed	Lap	Lap Time	T1	T2	T3	T4	Speed
3	1'42.348	25.425	15.205	30.367	31.351	248.2	11	1'43.286	25.629	15.376	30.659	31.622	246.0
4	1'42.569	25.431	15.204	30.575	31.359	247.7	12	1'43.275	25.622	15.370	30.697	31.586	246.0
5	1'42.783	25.522	15.165	30.537	31.559	249.4	13	1'42.969	25.580	15.319	30.580	31.490	247.7
6	1'42.767	25.495	15.224	30.572	31.476	246.5	14	1'43.004	25.565	15.336	30.599	31.504	247.1
7	1'42.928	25.469	15.354	30.689	31.416	246.0	15	1'43.946	25.676	15.607	30.806	31.857	245.4
8	1'42.671	25.458	15.297	30.413	31.503	246.0	16	1'43.714	25.914	15.364	30.670	31.766	246.0
9	1'42.804	25.536	15.293	30.569	31.406	245.4	17	1'43.161	25.677	15.325	30.713	31.446	247.7
10	1'43.114	25.609	15.308	30.596	31.601	246.0	18	1'42.984	25.687	15.348	30.505	31.444	246.0
11	1'43.292	25.637	15.366	30.585	31.704	244.8	19	1'43.182	25.632	15.408	30.603	31.539	247.1
12	1'43.084	25.577	15.326	30.528	31.653	244.8	20	1'42.979	25.587	15.356	30.550	31.486	248.8
13	1'42.943	25.595	15.331	30.569	31.448	244.8	21	1'43.025	25.637	15.331	30.525	31.532	248.8
14	1'42.669	25.482	15.268	30.394	31.525	244.8							
15	1'42.614	25.496	15.289	30.471	31.358	244.8							
16	1'42.718	25.555	15.275	30.515	31.373	245.4							
17	1'42.944	25.551	15.274	30.558	31.561	246.5							
18	1'43.247	25.679	15.324	30.697	31.547	246.0							
19	1'43.505 *	25.621	15.414	30.686	31.784*	244.3							
20	1'43.391	25.640	15.341	30.744	31.666	245.4							
21	1'43.881	25.728	15.345	30.890	31.918	246.0							

**17th 64** Bo BENDSNEYDER Pertamina Mandalika NED  
Runs=1 Total laps=21 Full laps=20 Valid laps=20

1	1'52.985	34.152	15.456	31.674	31.703	246.5
2	1'43.147	25.610	15.300	30.651	31.586	247.7
3	1'42.870	25.430	15.159	30.694	31.587	249.4
4	1'42.757	25.448	15.251	30.609	31.449	248.2
5	1'42.648	25.449	15.269	30.443	31.487	245.4
6	1'42.869	25.471	15.238	30.586	31.574	246.0
7	1'43.002	25.492	15.200	30.661	31.649	247.1
8	1'42.942	25.587	15.265	30.521	31.569	247.1
9	1'43.118	25.748	15.303	30.495	31.572	244.8
10	1'42.911	25.539	15.317	30.517	31.538	243.7
11	1'42.901	25.500	15.337	30.521	31.543	243.7
12	1'43.009	25.584	15.296	30.523	31.606	244.3
13	1'43.233	25.635	15.357	30.609	31.632	243.2
14	1'43.105	25.635	15.329	30.551	31.590	244.3
15	1'43.195	25.594	15.373	30.619	31.609	243.2
16	1'43.009	25.547	15.389	30.525	31.548	244.3
17	1'43.057	25.537	15.291	30.607	31.622	244.8
18	1'43.146	25.611	15.359	30.644	31.532	244.3
19	1'43.136	25.588	15.332	30.636	31.580	244.8
20	1'43.284	25.769	15.346	30.559	31.610	245.4
21	1'43.351	25.619	15.355	30.612	31.765	244.3

**15th 3** Lukas TULOVIC Liqui Moly Husqvarna GER  
Runs=1 Total laps=21 Full laps=20 Valid laps=19

1	1'52.314	33.918	15.513	31.169	31.714	249.4
2	1'43.089	25.512	15.264	30.573	31.740	251.1
3	1'43.219	25.639	15.191	30.872	31.517	251.1
4	1'42.675	25.471	15.274	30.379	31.551	247.1
5	1'42.700 *	25.459	15.236	30.496	31.509*	248.2
6	1'43.049	25.585	15.358	30.530	31.576	247.1
7	1'42.730	25.440	15.226	30.518	31.546	248.8
8	1'42.887	25.588	15.246	30.471	31.582	246.5
9	1'42.759	25.525	15.279	30.476	31.479	247.1
10	1'42.700	25.456	15.293	30.386	31.565	248.2
11	1'43.154	25.571	15.331	30.612	31.640	247.1
12	1'43.037	25.770	15.297	30.504	31.466	246.5
13	1'42.910	25.543	15.236	30.497	31.634	246.0
14	1'42.776	25.599	15.297	30.392	31.488	247.7
15	1'43.030	25.504	15.347	30.504	31.675	248.2
16	1'43.341	25.577	15.395	30.768	31.601	249.4
17	1'42.860	25.568	15.330	30.429	31.533	246.0
18	1'43.228	25.487	15.349	30.747	31.645	246.0
19	1'42.862	25.522	15.347	30.494	31.499	246.0
20	1'43.172	25.554	15.390	30.573	31.655	247.1
21	1'43.324	25.509	15.370	30.696	31.749	247.7

**16th 52** Jeremy ALCOBA QJMOTOR Gresini M SPA  
Runs=1 Total laps=21 Full laps=20 Valid laps=20

1	1'51.512	33.408	15.298	31.084	31.722	252.3
2	1'42.774	25.470	15.246	30.555	31.503	249.4
3	1'42.786	25.588	15.215	30.454	31.529	248.2
4	1'42.839	25.476	15.287	30.493	31.583	247.7
5	1'42.682	25.481	15.267	30.466	31.468	249.4
6	1'42.723	25.447	15.276	30.497	31.503	246.5
7	1'42.635	25.468	15.242	30.463	31.462	247.7
8	1'42.669	25.493	15.316	30.408	31.452	247.1
9	1'43.004	25.552	15.362	30.564	31.526	247.7
10	1'42.880	25.537	15.330	30.551	31.462	246.5

**18th 71** Dennis FOGGIA Italtrans Racing Team ITA  
Runs=1 Total laps=21 Full laps=20 Valid laps=19

1	1'51.923	33.859	15.398	31.036	31.630	251.7
2	1'43.157 *	25.735	15.201	30.660*	31.561	250.5
3	1'42.728	25.551	15.119	30.489	31.569	250.5
4	1'42.823	25.598	15.221	30.510	31.494	248.8
5	1'42.708	25.520	15.257	30.524	31.407	248.2
6	1'42.757	25.469	15.212	30.555	31.521	248.2
7	1'42.800	25.535	15.183	30.458	31.624	248.8
8	1'42.986	25.491	15.266	30.583	31.646	249.4
9	1'43.142	25.537	15.475	30.537	31.593	247.1
10	1'42.903	25.425	15.294	30.524	31.660	247.7
11	1'42.840	25.513	15.275	30.498	31.554	247.1
12	1'42.827	25.536	15.291	30.531	31.469	246.5
13	1'42.719	25.596	15.196	30.439	31.488	248.8
14	1'42.884	25.511	15.233	30.601	31.539	247.7
15	1'43.559	25.597	15.398	30.684	31.880	247.1
16	1'43.738	25.722	15.403	30.686	31.927	245.4
17	1'43.435	25.721	15.328	30.644	31.742	246.5
18	1'43.597	25.708	15.384	30.871	31.634	247.1

**Fastest Lap:** Sam LOWES Elf Marc VDS Racing GBR 1'41.366 25.054 15.205 29.957 31.150

These data/results cannot be reproduced, stored and/or transmitted in whole or in part by any manner of electronic, mechanical, photocopying, recording, broadcasting or otherwise now known or herein after developed without the previous express consent by the copyright owner, except for reproduction in daily press and regular printed publications on sale to the public within 60 days of the event related to those data/results and always provided that copyright symbol appears together as follows below.  
© DORNA, 2023

# Race

# Moto2

Lap	Lap Time	T1	T2	T3	T4	Speed	Lap	Lap Time	T1	T2	T3	T4	Speed
19	<b>1'43.248</b>	25.592	15.306	30.711	31.639	247.7	3	<b>1'43.504</b>	25.703	15.212	31.049	31.540	249.4
20	<b>1'44.229</b>	25.966	15.518	30.746	31.999	247.1	4	<b>1'43.307</b> *	25.560	15.305	30.828	31.614*	248.2
21	<b>1'44.488</b>	25.777	15.377	30.982	32.352	247.1	5	<b>1'43.448</b>	25.734	15.388	30.616	31.710	247.7
<b>19th 72 Borja GOMEZ</b> Fantic Racing SPA Runs=1 Total laps=21 Full laps=20 Valid laps=19							6	<b>1'43.557</b>	25.678	15.394	30.725	31.760	246.5
1	1'52.820	33.983	15.627	31.344	31.866	250.0	7	<b>1'43.628</b>	25.743	15.367	30.984	31.534	246.0
2	1'43.517	25.659	15.280	30.902*	31.676	248.8	8	<b>1'43.274</b>	25.672	15.333	30.579	31.690	248.8
3	<b>1'43.217</b>	25.606	15.330	30.674	31.607	247.1	9	<b>1'43.056</b>	25.723	15.321	30.504	31.508	247.1
4	<b>1'43.149</b>	25.565	15.246	30.778	31.560	249.4	10	<b>1'43.171</b>	25.703	15.314	30.582	31.572	248.2
5	<b>1'43.286</b>	25.699	15.280	30.777	31.530	248.2	11	<b>1'43.402</b>	25.660	15.329	30.752	31.661	247.1
6	<b>1'43.396</b>	25.672	15.331	30.821	31.572	247.1	12	<b>1'43.366</b>	25.615	15.369	30.794	31.588	247.1
7	<b>1'43.256</b>	25.573	15.299	30.761	31.623	248.2	13	<b>1'43.410</b>	25.695	15.334	30.686	31.695	247.7
8	<b>1'43.239</b>	25.515	15.379	30.610	31.735	247.1	14	<b>1'43.195</b>	25.601	15.356	30.627	31.611	248.2
9	<b>1'43.046</b>	25.447	15.331	30.603	31.665	246.0	15	<b>1'43.328</b>	25.625	15.390	30.695	31.618	246.5
10	<b>1'43.201</b>	25.540	15.341	30.661	31.659	246.5	16	<b>1'43.722</b>	25.606	15.351	30.979	31.786	248.2
11	<b>1'43.412</b>	25.541	15.381	30.728	31.762	245.4	17	<b>1'43.793</b>	25.725	15.495	30.769	31.804	246.0
12	<b>1'43.193</b>	25.501	15.356	30.663	31.673	246.0	18	<b>1'43.768</b>	25.781	15.472	30.752	31.763	246.5
13	<b>1'43.234</b>	25.547	15.362	30.702	31.623	246.0	19	<b>1'43.908</b>	25.746	15.507	30.876	31.779	245.4
14	<b>1'43.097</b>	25.522	15.343	30.675	31.557	246.5	20	<b>1'43.845</b>	25.714	15.459	30.773	31.899	246.5
15	<b>1'43.254</b>	25.512	15.313	30.748	31.681	247.1	21	<b>1'43.978</b>	25.729	15.437	30.857	31.955	248.2
16	<b>1'43.019</b>	25.470	15.382	30.616	31.551	246.0	<b>22nd 28 Izan GUEVARA</b> Autosolar GASGAS A SPA Runs=1 Total laps=21 Full laps=20 Valid laps=19						
17	<b>1'43.236</b>	25.514	15.401	30.751	31.570	247.1	1	1'53.176	34.065	15.363	31.963	31.785	251.1
18	<b>1'43.197</b>	25.562	15.375	30.658	31.602	246.5	2	1'44.475	25.81*	15.906	30.929	31.829	244.3
19	<b>1'43.457</b>	25.622	15.430	30.737	31.668	244.8	3	<b>1'43.628</b>	25.699	15.306	30.920	31.703	248.8
20	<b>1'43.362</b>	25.520	15.405	30.744	31.693	246.0	4	<b>1'43.392</b>	25.659	15.284	30.799	31.650	249.4
21	<b>1'43.742</b>	25.620	15.461	30.879	31.782	246.0	5	<b>1'43.226</b>	25.648	15.223	30.749	31.606	248.2
<b>20th 24 Marcos RAMIREZ</b> Forward Team SPA Runs=1 Total laps=21 Full laps=20 Valid laps=18							6	<b>1'43.353</b>	25.674	15.244	30.767	31.668	249.4
1	1'52.601	33.754	15.415	31.595	31.837	250.5	7	<b>1'43.109</b>	25.644	15.290	30.618	31.557	248.8
2	<b>1'43.197</b>	25.507	15.319	30.666	31.705	250.0	8	<b>1'45.170</b>	27.524	15.289	30.672	31.685	246.5
3	<b>1'43.433</b>	25.573	15.267	30.928	31.665	248.8	9	<b>1'43.066</b>	25.597	15.294	30.585	31.590	247.1
4	<b>1'43.245</b>	25.598	15.341	30.576	31.730	247.7	10	<b>1'43.210</b>	25.634	15.255	30.693	31.628	246.5
5	<b>1'43.299</b>	25.670	15.358	30.651	31.620	247.7	11	<b>1'43.177</b>	25.656	15.323	30.678	31.520	246.0
6	<b>1'43.981</b>	25.632	15.253	31.419	31.677	247.7	12	<b>1'43.305</b>	25.627	15.249	30.683	31.746	247.7
7	1'43.434	25.597	15.300	30.837	31.700*	247.7	13	<b>1'43.016</b>	25.649	15.238	30.606	31.523	248.2
8	<b>1'43.601</b>	25.644	15.399	30.686	31.872	244.8	14	<b>1'43.045</b>	25.576	15.299	30.593	31.577	249.4
9	<b>1'43.310</b>	25.538	15.384	30.657	31.731	247.1	15	<b>1'43.169</b>	25.653	15.211	30.735	31.570	248.8
10	<b>1'43.439</b>	25.616	15.402	30.664	31.757	245.4	16	<b>1'43.432</b>	25.660	15.277	30.866	31.629	251.7
11	<b>1'43.252</b>	25.505	15.430	30.571	31.746	245.4	17	<b>1'43.327</b>	25.643	15.257	30.835	31.592	248.2
12	<b>1'43.505</b>	25.533	15.466	30.715	31.791	244.3	18	<b>1'43.454</b>	25.684	15.313	30.688	31.769	248.8
13	<b>1'43.224</b>	25.567	15.329	30.627	31.701	244.8	19	<b>1'43.481</b>	25.864	15.314	30.610	31.693	250.0
14	1'43.342	25.59*	15.367	30.694	31.688	247.1	20	<b>1'43.328</b>	25.615	15.320	30.737	31.656	248.8
15	<b>1'43.543</b>	25.652	15.351	30.734	31.806	246.0	21	<b>1'43.719</b>	25.723	15.266	30.848	31.882	249.4
16	<b>1'43.527</b>	25.618	15.404	30.713	31.792	246.0	<b>23rd 84 Zonta VD GOORBE</b> Fieten Olie Racing GP NED Runs=1 Total laps=21 Full laps=20 Valid laps=17						
17	<b>1'43.331</b>	25.630	15.401	30.628	31.672	247.1	1	1'51.803	33.591	15.294	31.271	31.647	251.7
18	<b>1'43.467</b>	25.625	15.478	30.652	31.712	247.1	2	1'43.117	25.624	15.174	30.715	31.604*	248.8
19	<b>1'43.528</b>	25.572	15.417	30.752	31.787	246.0	3	<b>1'42.773</b>	25.480	15.148	30.564	31.581	248.2
20	<b>1'43.773</b>	25.665	15.391	30.884	31.833	250.0	4	1'42.896	25.560	15.154	30.578	31.604*	247.7
21	<b>1'43.850</b>	25.697	15.431	30.912	31.810	248.8	5	<b>1'43.213</b>	25.788	15.181	30.662	31.582	247.7
<b>21st 8 Senna AGIUS</b> Liqui Moly Husqvarna AUS Runs=1 Total laps=21 Full laps=20 Valid laps=18							6	<b>1'42.929</b>	25.578	15.232	30.568	31.551	244.8
1	1'52.075	33.959	15.506	30.971	31.639	248.2	7	<b>1'43.310</b>	25.500	15.279	30.816	31.715	246.0
2	1'43.184	25.63*	15.266	30.544	31.741	251.1	8	<b>1'43.054</b>	25.650	15.238	30.457	31.709	247.7
							9	<b>1'43.560</b>	25.987	15.267	30.667	31.639	247.7
							10	<b>1'43.247</b>	25.630	15.276	30.550	31.791	246.0

**Fastest Lap:** Sam LOWES Elf Marc VDS Racing GBR **1'41.366** 25.054 15.205 29.957 31.150

These data/results cannot be reproduced, stored and/or transmitted in whole or in part by any manner of electronic, mechanical, photocopying, recording, broadcasting or otherwise now known or herein after developed without the previous express consent by the copyright owner, except for reproduction in daily press and regular printed publications on sale to the public within 60 days of the event related to those data/results and always provided that copyright symbol appears together as follows below.  
© DORNA, 2023

## Race

## Moto2

Lap	Lap Time	T1	T2	T3	T4	Speed	Lap	Lap Time	T1	T2	T3	T4	Speed
11	<b>1'43.545</b>	25.713	15.305	30.616	31.911	244.8	19	<b>1'44.574</b>	25.967	15.507	31.069	32.031	244.8
12	1'43.472 *	25.661	15.357*	30.673	31.781	243.2	20	<b>1'44.447</b>	25.783	15.476	31.013	32.175	245.4
13	<b>1'43.631</b>	25.733	15.325	30.726	31.847	244.8	21	<b>1'44.492</b>	25.840	15.513	31.009	32.130	244.3
14	<b>1'43.728</b>	25.777	15.303	30.750	31.898	244.8	<b>26th 2 Soichiro MINAMIMO</b> Correos Prepagos Yam JPN Runs=1 Total laps=21 Full laps=20 Valid laps=19						
15	<b>1'44.235</b>	25.774	15.401	30.992	32.068	243.2	1	1'53.576	34.375	15.429	31.685	32.087	251.7
16	<b>1'44.351</b>	25.805	15.384	31.242	31.920	245.4	2	<b>1'44.455</b>	26.105	15.319	31.131	31.900	249.4
17	<b>1'44.172</b>	25.906	15.353	30.980	31.933	247.1	3	<b>1'44.602</b>	25.987	15.379	31.052	32.184	247.1
18	<b>1'44.537</b>	25.764	15.637	31.075	32.061	248.2	4	<b>1'44.823</b>	26.068	15.429	31.106	32.220	244.8
19	<b>1'44.388</b>	25.880	15.422	31.113	31.973	244.8	5	<b>1'45.064</b>	26.144	15.412	31.269	32.239	244.3
20	<b>1'44.508</b>	25.905	15.375	31.201	32.027	245.4	6	<b>1'44.997</b>	25.929	15.556	31.218	32.294	242.1
21	<b>1'44.275</b>	25.864	15.373	31.024	32.014	245.4	7	<b>1'44.922</b>	26.019	15.413	31.226	32.264	244.8
<b>24th 33 Rory SKINNER</b> American Racing GBR Runs=1 Total laps=21 Full laps=20 Valid laps=16						8	<b>1'45.045</b>	26.098	15.430	31.165	32.352	244.8	
1	1'53.609	34.246	15.542	31.867	31.954	246.0	9	<b>1'44.909</b>	26.005	15.456	31.170	32.278	243.2
2	1'43.797 *	25.78 *	15.457	30.667	31.892	246.0	10	<b>1'44.739</b>	25.880	15.458	31.192	32.209	244.3
3	<b>1'43.421</b>	25.583	15.302	30.743	31.793	245.4	11	<b>1'44.965</b>	25.817	15.529	31.259	32.360	240.5
4	<b>1'43.537</b>	25.627	15.307	30.815	31.788	244.8	12	<b>1'44.745</b>	25.992	15.440	31.150	32.163	243.7
5	<b>1'43.290</b>	25.608	15.274	30.690	31.718	244.3	13	<b>1'44.850</b>	26.111	15.405	31.154	32.180	244.8
6	1'43.024	25.530	15.329	30.623	31.542	243.7	14	<b>1'44.995</b>	26.015	15.445	31.386	32.149	243.2
7	<b>1'43.164</b>	25.523	15.302	30.667	31.672	245.4	15	<b>1'44.437</b>	25.856	15.341	31.192	32.048	245.4
8	1'43.282 *	25.55 *	15.314	30.636	31.781	245.4	16	<b>1'44.600</b>	25.974	15.453	31.071	32.102	246.5
9	<b>1'43.653</b>	25.496	15.250	31.013	31.894	246.5	17	1'44.317	25.910	15.359	31.079	31.969	246.0
10	<b>1'43.440</b>	25.777	15.343	30.606	31.714	244.8	18	1'44.338 *	25.840	15.452	31.022	32.024*	246.0
11	<b>1'43.309</b>	25.578	15.317	30.646	31.768	243.7	19	<b>1'44.547</b>	25.883	15.503	31.153	32.008	244.3
12	1'43.386 *	25.574	15.358	30.733	31.721*	244.3	20	<b>1'44.369</b>	25.844	15.338	31.017	32.170	248.2
13	<b>1'43.632</b>	25.845	15.423	30.683	31.681	244.8	21	<b>1'45.094</b>	25.866	15.423	31.101	32.704	248.2
14	<b>1'43.335</b>	25.589	15.298	30.773	31.675	244.8	<b>27th 79 Ai OGURA</b> IDEMITSU Honda Tea JPN Runs=1 Total laps=12 Full laps=11 Valid laps=11						
15	1'43.574 *	25.66 *	15.446	30.677	31.782	244.3	1	1'49.215	32.143	15.210	30.580	31.282	246.0
16	<b>1'43.781</b>	25.586	15.369	31.078	31.748	244.8	2	<b>1'42.012</b>	25.333	15.154	30.290	31.235	248.8
17	<b>1'44.099</b>	25.870	15.379	31.026	31.824	246.0	3	<b>1'41.851</b>	25.334	15.118	30.201	31.198	248.8
18	<b>1'44.180</b>	25.796	15.480	31.058	31.846	244.8	4	1'41.826	25.220	15.157	30.188	31.261	247.1
19	<b>1'43.784</b>	25.788	15.392	30.798	31.806	244.8	5	<b>1'41.971</b>	25.231	15.149	30.245	31.346	246.5
20	<b>1'43.826</b>	25.675	15.471	30.801	31.879	246.0	6	<b>1'42.399</b>	25.283	15.246	30.469	31.401	246.5
21	<b>1'43.770</b>	25.828	15.393	30.810	31.739	246.0	7	<b>1'42.252</b>	25.375	15.135	30.363	31.379	246.5
<b>25th 19 Lorenzo DALLA PO</b> Pertamina Mandalika ITA Runs=1 Total laps=21 Full laps=20 Valid laps=20						8	<b>1'42.114</b>	25.348	15.155	30.290	31.321	250.0	
1	2'03.327	43.462	15.723	31.564	32.578	244.3	9	<b>1'42.146</b>	25.401	15.222	30.196	31.327	244.8
2	<b>1'44.299</b>	25.913	15.471	30.927	31.988	246.5	10	<b>1'42.293</b>	25.393	15.222	30.288	31.390	246.0
3	1'43.677	25.687	15.376	30.806	31.808	246.5	11	<b>1'42.296</b>	25.362	15.258	30.295	31.381	244.8
4	<b>1'43.827</b>	25.639	15.445	30.867	31.876	246.0	12	<b>1'42.275</b>	25.337	15.257	30.302	31.379	244.8
5	<b>1'43.839</b>	25.672	15.397	30.874	31.896	245.4	PIT		3'14.310	16.287	31.814	29.981	223.1
6	<b>1'43.964</b>	25.664	15.411	30.970	31.919	244.3	<b>28th 4 Sean Dylan KELLY</b> American Racing USA Runs=1 Total laps=7 Full laps=6 Valid laps=4						
7	<b>1'44.106</b>	25.754	15.426	30.986	31.940	245.4	1	1'51.581	33.666	15.325	31.012	31.578	251.7
8	<b>1'44.356</b>	25.756	15.480	31.023	32.097	244.8	2	<b>1'42.975</b>	25.472	15.221	30.749	31.533	252.3
9	<b>1'44.225</b>	25.787	15.500	30.944	31.994	244.8	3	<b>1'42.818</b>	25.410	15.264	30.597	31.547	248.2
10	<b>1'44.278</b>	25.841	15.448	30.983	32.006	244.8	4	1'42.620	25.390	15.197	30.565	31.468	248.2
11	<b>1'44.142</b>	25.742	15.469	30.890	32.041	243.7	5	1'43.025 *	25.460	15.246	30.721	31.598*	251.1
12	<b>1'44.052</b>	25.757	15.468	30.916	31.911	245.4	6	<b>1'42.844</b>	25.369	15.215	30.728	31.532	245.4
13	<b>1'44.009</b>	25.754	15.450	30.911	31.894	245.4	7	1'42.841 *	25.377	15.226	30.599*	31.639	246.0
14	<b>1'44.296</b>	25.764	15.434	31.092	32.006	247.7	unfinished		25.531	15.322	30.792	244.3	
15	<b>1'44.428</b>	25.831	15.458	31.080	32.059	244.3							
16	<b>1'44.319</b>	25.758	15.477	31.032	32.052	244.3							
17	<b>1'44.529</b>	25.855	15.568	31.078	32.028	242.6							
18	<b>1'44.493</b>	25.944	15.528	30.961	32.060	243.7							

Fastest Lap: Sam LOWES

Elf Marc VDS Racing GBR

1'41.366

25.054

15.205

29.957

31.150

These data/results cannot be reproduced, stored and/or transmitted in whole or in part by any manner of electronic, mechanical, photocopying, recording, broadcasting or otherwise now known or herein after developed without the previous express consent by the copyright owner, except for reproduction in daily press and regular printed publications on sale to the public within 60 days of the event related to those data/results and always provided that copyright symbol appears together as follows below.

© DORNA, 2023

Official MotoGP Timing by TISSOT  
www.motogp.com

Jerez de la Frontera, Sunday, April 30, 2023

Page 6 of 7



# Race

# Moto2

Lap	Lap Time	T1	T2	T3	T4	Speed	Lap	Lap Time	T1	T2	T3	T4	Speed
<b>29th</b>	<b>13</b>	<b>Celestino VIETTI</b>		Fantic Racing		ITA							
		Runs=1	Total laps=1	Full laps=0	Valid laps=0								
1	1'50.551	32.670	15.188	30.906	31.787	251.1							
	<b>PIT</b>	25.547	15.102	30.699	3'09.331	251.1							

**Fastest Lap:** Sam LOWES Elf Marc VDS Racing GBR **1'41.366** 25.054 15.205 29.957 31.150

These data/results cannot be reproduced, stored and/or transmitted in whole or in part by any manner of electronic, mechanical, photocopying, recording, broadcasting or otherwise now known or herein after developed without the previous express consent by the copyright owner, except for reproduction in daily press and regular printed publications on sale to the public within 60 days of the event related to those data/results and always provided that copyright symbol appears together as follows below.  
© DORNA, 2023

Official MotoGP Timing by **TISSOT**  
www.motogp.com

Jerez de la Frontera, Sunday, April 30, 2023

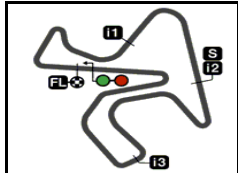
Page 7 of 7











4423 m.

# GRAN PREMIO MotoGP™ GURU BY GRYPYN DE ESPAÑA

# Moto2™

## 2023 Rookie of the Year Classification

36

Rider	Nation	Points	Leader	Previous	POR	ARG	AME	SPA	FRA	ITA	GER	NED	KAZ	GBR	AUT	CAT	RSM	IND	JPN	INA	AUS	THA	MAL	QAT	VAI
1 <b>GARCIA Sergio</b>	SPA	<b>17</b>			1	11	-	5																	
2 <b>BINDER Darryn</b>	RSA	<b>10</b>	7	7	-	10	-	-																	
3 <b>FOGGIA Dennis</b>	ITA	<b>2</b>	15	8	-	-	2	-																	

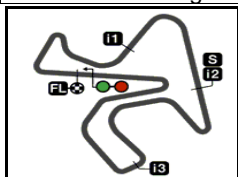
These data/results cannot be reproduced, stored and/or transmitted in whole or in part by any manner of electronic, mechanical, photocopying, recording, broadcasting or otherwise now known or herein after developed without the previous express consent by the copyright owner, except for reproduction in daily press and regular printed publications on sale to the public within 60 days of the event related to those data/results and always provided that copyright symbol appears together as follows below.

© DORNA, 2023

Official MotoGP Timing by   
[www.motogp.com](http://www.motogp.com)

Jerez de la Frontera, Sunday, April 30, 2023





4423 m.

**2023 Riders Performance**

(Qualifying Position - Starting Position - Race Position)

**37**

Rider	Points	POR	ARG	AME	SPA	FRA	ITA	GER	NED	KAZ	GBR	AUT	CAT	RSM	IND	JPN	INA	AUS	THA	MAL	QAT	VAL	
1 ACOSTA Pedro	74	3	5	2	2																		
		3-1	5-12	2-1	2-2	-	-	-	-	-	-	-	-	-	-	-	-	-	-	-	-	-	-
2 ARBOLINO Tony	74	8	8	8	10																		
		8-3	8-1	8-2	10-4	-	-	-	-	-	-	-	-	-	-	-	-	-	-	-	-	-	-
3 CANET Aron	52	2	2	7	12																		
		2-2	2-4	7-8	12-5	-	-	-	-	-	-	-	-	-	-	-	-	-	-	-	-	-	-
4 LOPEZ Alonso	45	14	1	5	4																		
		14-NC	1-2	5-7	4-3	-	-	-	-	-	-	-	-	-	-	-	-	-	-	-	-	-	-
5 LOWES Sam	43	9	14	18	1																		
		9-7	14-10	18-13	1-1	-	-	-	-	-	-	-	-	-	-	-	-	-	-	-	-	-	-
6 SALAC Filip	40	1	13	3	13																		
		1-4	13-7	3-5	13-9	-	-	-	-	-	-	-	-	-	-	-	-	-	-	-	-	-	-
7 DIXON Jake	36	12	4	6	3																		
		12-6	4-3	-NS	3-6	-	-	-	-	-	-	-	-	-	-	-	-	-	-	-	-	-	-
8 CHANTRA Somkiat	29	13	3	15	11																		
		13-9	3-8	15-11	11-7	-	-	-	-	-	-	-	-	-	-	-	-	-	-	-	-	-	-
9 ARENAS Albert	27	7	10	13	9																		
		7-8	10-9	13-12	9-8	-	-	-	-	-	-	-	-	-	-	-	-	-	-	-	-	-	-
10 GONZALEZ Manuel	26	5	7	9	16																		
		5-5	7-11	9-10	16-12	-	-	-	-	-	-	-	-	-	-	-	-	-	-	-	-	-	-
11 ALDEGUER Fermín	20	16	16	11	14																		
		16-13	16-15	11-6	14-10	-	-	-	-	-	-	-	-	-	-	-	-	-	-	-	-	-	-
12 ALCOBA Jeremy	19	6	15	10	19																		
		6-10	15-17	10-4	19-16	-	-	-	-	-	-	-	-	-	-	-	-	-	-	-	-	-	-
13 GARCIA Sergio	17	17	28	20	18																		
		17-15	28-5	20-NC	18-11	-	-	-	-	-	-	-	-	-	-	-	-	-	-	-	-	-	-

NC=Not classified NL=Not finished first lap NP=Not started race re-start N2=Not finished first lap race re-start EX=Excluded NS=Not Started DS=Disqualified

These data/results cannot be reproduced, stored and/or transmitted in whole or in part by any manner of electronic, mechanical, photocopying, recording, broadcasting or otherwise now known or herein after developed without the previous express consent by the copyright owner, except for reproduction in daily press and regular printed publications on sale to the public within 60 days of the event related to those data/results and always provided that copyright symbol appears together as follows below.  
© DORNA, 2023

Official MotoGP Timing by  **TISSOT**  
www.motogp.com



Rider	Points	POR	ARG	AME	SPA	FRA	ITA	GER	NED	KAZ	GBR	AUT	CAT	RSM	IND	JPN	INA	AUS	THA	MAL	QAT	VAL
14 BENDSNEYDER Bo	16	10	17	4	15																	
		10-NC	17-22	4-3	30-17	-	-	-	-	-	-	-	-	-	-	-	-	-	-	-	-	-
15 VIETTI Celestino	15	4	6	1	7																	
		4-11	6-13	1-9	7-NC	-	-	-	-	-	-	-	-	-	-	-	-	-	-	-	-	-
16 BINDER Darryn	10	11	11																			
		11-16	11-6	-	-	-	-	-	-	-	-	-	-	-	-	-	-	-	-	-	-	-
17 BALTUS Barry	7	15	12	12	6																	
		15-12	12-19	12-NC	6-13	-	-	-	-	-	-	-	-	-	-	-	-	-	-	-	-	-
18 ROBERTS Joe	6	19	9	16	8																	
		19-14	9-14	16-16	8-14	-	-	-	-	-	-	-	-	-	-	-	-	-	-	-	-	-
19 FOGGIA Dennis	2	23	22	14	24																	
		23-18	22-25	14-14	24-18	-	-	-	-	-	-	-	-	-	-	-	-	-	-	-	-	-
20 OGURA Ai	1		21	17	5																	
		-	-NS	17-15	5-NC	-	-	-	-	-	-	-	-	-	-	-	-	-	-	-	-	-
21 TULOVIC Lukas	1			23	20																	
		-	-	23-NC	20-15	-	-	-	-	-	-	-	-	-	-	-	-	-	-	-	-	-
22 TORRES Jordi	0	26	23																			
		26-23	23-16	-	-	-	-	-	-	-	-	-	-	-	-	-	-	-	-	-	-	-
23 VD GOORBERGH Zonta	0	18	20	21	17																	
		18-NC	20-18	21-17	17-23	-	-	-	-	-	-	-	-	-	-	-	-	-	-	-	-	-
24 GOMEZ Borja	0	20	29	26	22																	
		20-17	29-21	26-20	22-19	-	-	-	-	-	-	-	-	-	-	-	-	-	-	-	-	-
25 KELLY Sean Dylan	0	24	18	22	21																	
		24-20	18-NC	22-18	21-NC	-	-	-	-	-	-	-	-	-	-	-	-	-	-	-	-	-
26 SKINNER Rory	0	25	25	24	27																	
		25-22	25-NC	24-19	27-24	-	-	-	-	-	-	-	-	-	-	-	-	-	-	-	-	-
27 DALLA PORTA Lorenzo	0	21	24	19	25																	
		21-19	24-23	19-NC	31-25	-	-	-	-	-	-	-	-	-	-	-	-	-	-	-	-	-
28 RAMIREZ Marcos	0	22	19	25	23																	
		22-21	19-24	25-NC	23-20	-	-	-	-	-	-	-	-	-	-	-	-	-	-	-	-	-
29 MINAMIMOTO Soichiro	0		27	29	29																	
		-	27-20	29-23	29-26	-	-	-	-	-	-	-	-	-	-	-	-	-	-	-	-	-

NC=Not classified NL=Not finished first lap NP=Not started race re-start N2=Not finished first lap race re-start EX=Excluded NS=Not Started DS=Disqualified

These data/results cannot be reproduced, stored and/or transmitted in whole or in part by any manner of electronic, mechanical, photocopying, recording, broadcasting or otherwise now known or herein after developed without the previous express consent by the copyright owner, except for reproduction in daily press and regular printed publications on sale to the public within 60 days of the event related to those data/results and always provided that copyright symbol appears together as follows below.  
© DORNA, 2023

Official MotoGP Timing by TISSOT  
www.motogp.com

Jerez de la Frontera, Sunday, April 30, 2023



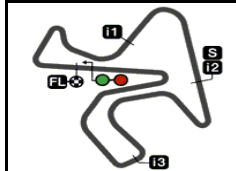
	Rider	Points	POR	ARG	AME	SPA	FRA	ITA	GER	NED	KAZ	GBR	AUT	CAT	RSM	IND	JPN	INA	AUS	THA	MAL	QAT	VAL
30	GUEVARA Izan	0			27	26																	
			-	-	27-21	26-22	-	-	-	-	-	-	-	-	-	-	-	-	-	-	-	-	-
31	AGIUS Senna	0				28																	
			-	-	-	28-21	-	-	-	-	-	-	-	-	-	-	-	-	-	-	-	-	-
32	SANCHIS David	0	27	26	28																		
			27-NC	26-NC	28-22	-	-	-	-	-	-	-	-	-	-	-	-	-	-	-	-	-	-

NC=Not classified NL=Not finished first lap NP=Not started race re-start N2=Not finished first lap race re-start EX=Excluded NS=Not Started DS=Disqualified

These data/results cannot be reproduced, stored and/or transmitted in whole or in part by any manner of electronic, mechanical, photocopying, recording, broadcasting or otherwise now known or herein after developed without the previous express consent by the copyright owner, except for reproduction in daily press and regular printed publications on sale to the public within 60 days of the event related to those data/results and always provided that copyright symbol appears together as follows below.  
© DORNA, 2023

Official MotoGP Timing by **TISSOT**  
www.motogp.com





4423 m.

**GRAN PREMIO MotoGP™ GURU BY GRYFYN DE ESPAÑA**  
**Official Starting Grid****Moto2™**

Race : 21 laps = 92.883 km



1	<b>1</b> 1'40.750 <b>22 Sam LOWES</b> Kalex	<b>2</b> 1'41.328 <b>37 Pedro ACOSTA</b> Kalex	<b>3</b> 1'41.330 <b>96 Jake DIXON</b> Kalex
2	<b>4</b> 1'41.459 <b>21 Alonso LOPEZ</b> Boscoscuro	<b>5</b> 1'41.507 <b>79 Ai OGURA</b> Kalex	<b>6</b> 1'41.570 <b>7 Barry BALTUS</b> Kalex
3	<b>7</b> 1'41.586 <b>13 Celestino VIETTI</b> Kalex	<b>8</b> 1'41.653 <b>16 Joe ROBERTS</b> Kalex	<b>9</b> 1'41.657 <b>75 Albert ARENAS</b> Kalex
4	<b>10</b> 1'41.762 <b>14 Tony ARBOLINO</b> Kalex	<b>11</b> 1'41.772 <b>35 Somkiat CHANTRA</b> Kalex	<b>12</b> 1'41.774 <b>40 Aron CANET</b> Kalex
5	<b>13</b> 1'41.801 <b>12 Filip SALAC</b> Kalex	<b>14</b> 1'41.960 <b>54 Fermín ALDEGUER</b> Boscoscuro	<b>15</b> 1'42.045 <b>64 Bo BENDSNEYDER</b> Kalex
6	<b>16</b> 1'42.052 <b>18 Manuel GONZALEZ</b> Kalex	<b>17</b> 1'42.071 <b>84 Zonta VD GOORBERGH</b> Kalex	<b>18</b> 1'42.587 <b>11 Sergio GARCIA</b> Kalex
7	<b>19</b> 1'41.971 <b>52 Jeremy ALCOBA</b> Kalex	<b>20</b> 1'42.147 <b>3 Lukas TULOVIC</b> Kalex	<b>21</b> 1'42.173 <b>4 Sean Dylan KELLY</b> Kalex
8	<b>22</b> 1'42.197 <b>72 Borja GOMEZ</b> Kalex	<b>23</b> 1'42.286 <b>24 Marcos RAMIREZ</b> Forward	<b>24</b> 1'42.435 <b>71 Dennis FOGGIA</b> Kalex

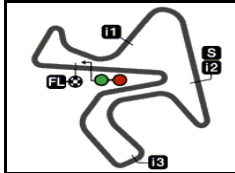
The results are provisional until the end of the limit for protest and appeals and until the ratification of the Event Management Committee.

Time limit for protest expires 60' at the latest after publication of the results - ..... Time: .....

These data/results cannot be reproduced, stored and/or transmitted in whole or in part by any manner of electronic, mechanical, photocopying, recording, broadcasting or otherwise now known or herein after developed without the previous express consent of the copyright owner, except for reproduction in daily press and regular printed publications on sale to the public within 60 days of the event related to those data/results and always provided that copyright symbol appears together as follows below.

© DORNA, 2023

Official MotoGP Timing by TISSOT  
www.motogp.com



4423 m.

**GRAN PREMIO MotoGP™ GURU BY GRYFYN DE ESPAÑA**  
**Official Starting Grid**

**Moto2™**

Race : 21 laps = 92.883 km

9

**25**  
 1'42.676  
**19 Lorenzo DALLA PORTA**  
 Kalex

**26**  
 1'42.953  
**28 Izan GUEVARA**  
 Kalex

**27**  
 1'43.011  
**33 Rory SKINNER**  
 Kalex

10

**28**  
 1'43.335  
**8 Senna AGIUS**  
 Kalex

**29**  
 1'43.788  
**2 Soichiro MINAMIMOTO**  
 Kalex

The results are provisional until the end of the limit for protest and appeals and until the ratification of the Event Management Committee.

Time limit for protest expires 60' at the latest after publication of the results - ..... Time: .....

These data/results cannot be reproduced, stored and/or transmitted in whole or in part by any manner of electronic, mechanical, photocopying, recording, broadcasting or otherwise now known or herein after developed without the previous express consent by the copyright owner, except for reproduction in daily press and regular printed publications on sale to the public within 60 days of the event related to those data/results and always provided that copyright symbol appears together as follows below.

© DORNA, 2023

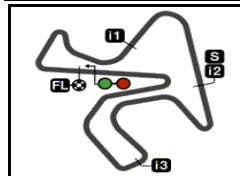
Official MotoGP Timing by **TISSOT**  
 www.motogp.com



## GRAN PREMIO MotoGP™ GURU BY GRYPYN DE ESPAÑA

Race

Top Speed &amp; Average



4423 m.

Rider	Nation	Motorcycle	Top 5 speeds					Average	Top
54 Fermín ALDEGUER	SPA	BOSCOSCURO	253.5	251.7	250.5	250.0	249.4	251.0	253.5
75 Albert ARENAS	SPA	KALEX	253.5	251.1	251.1	250.0	250.0	250.8	253.5
11 Sergio GARCIA	SPA	KALEX	252.9	252.9	252.3	251.1	250.0	251.2	252.9
35 Somkiat CHANTRA	THA	KALEX	252.9	251.1	250.5	250.5	250.5	251.1	252.9
4 Sean Dylan KELLY	USA	KALEX	252.3	251.7	251.1	248.2	248.2	250.3	252.3
18 Manuel GONZALEZ	SPA	KALEX	252.3	250.5	250.5	250.5	250.0	250.8	252.3
52 Jeremy ALCOBA	SPA	KALEX	252.3	249.4	249.4	248.8	248.8	249.7	252.3
2 Soichiro MINAMIMOTO	JPN	KALEX	251.7	249.4	248.2	248.2	247.1	248.9	251.7
12 Filip SALAC	CZE	KALEX	251.7	250.5	249.4	248.2	248.2	249.6	251.7
14 Tony ARBOLINO	ITA	KALEX	251.7	251.7	251.1	251.1	251.1	251.3	251.7
28 Izan GUEVARA	SPA	KALEX	251.7	251.1	250.0	249.4	249.4	250.1	251.7
71 Dennis FOGGIA	ITA	KALEX	251.7	250.5	250.5	249.4	248.8	249.8	251.7
84 Zonta VD GOORBERGH	NED	KALEX	251.7	248.8	248.2	248.2	247.7	248.5	251.7
3 Lukas TULOVIC	GER	KALEX	251.1	251.1	249.4	249.4	248.8	250.0	251.1
8 Senna AGIUS	AUS	KALEX	251.1	249.4	248.8	248.2	248.2	248.7	251.1
13 Celestino VIETTI	ITA	KALEX	251.1	251.1				251.1	251.1
16 Joe ROBERTS	USA	KALEX	251.1	250.5	249.4	248.2	247.7	249.4	251.1
24 Marcos RAMIREZ	SPA	FORWARD	250.5	250.0	250.0	248.8	248.8	249.6	250.5
7 Barry BALTUS	BEL	KALEX	250.0	248.8	248.2	247.7	247.7	248.4	250.0
37 Pedro ACOSTA	SPA	KALEX	250.0	249.4	249.4	249.4	248.8	249.1	250.0
40 Aron CANET	SPA	KALEX	250.0	250.0	249.4	249.4	249.4	249.6	250.0
72 Borja GOMEZ	SPA	KALEX	250.0	249.4	248.8	248.2	248.2	248.9	250.0
79 Ai OGURA	JPN	KALEX	250.0	248.8	248.8	247.1	246.5	247.7	250.0
96 Jake DIXON	GBR	KALEX	250.0	249.4	248.2	248.2	248.2	248.8	250.0
64 Bo BENDSNEYDER	NED	KALEX	249.4	248.2	247.7	247.1	247.1	247.9	249.4
19 Lorenzo DALLA PORTA	ITA	KALEX	247.7	246.5	246.5	246.0	245.4	246.0	247.7
21 Alonso LOPEZ	SPA	BOSCOSCURO	246.5	246.5	246.0	246.0	245.4	245.7	246.5
33 Rory SKINNER	GBR	KALEX	246.5	246.0	246.0	246.0	246.0	246.1	246.5
22 Sam LOWES	GBR	KALEX	245.4	244.8	244.8	244.8	244.8	244.9	245.4

These data/results cannot be reproduced, stored and/or transmitted in whole or in part by any manner of electronic, mechanical, photocopying, recording, broadcasting or otherwise now known or herein after developed without the previous express consent by the copyright owner, except for reproduction in daily press and regular printed publications on sale to the public within 60 days of the event related to those data/results and always provided that copyright symbol appears together as follows below.

© DORNA, 2023

Official MotoGP Timing by TISSOT  
www.motogp.com



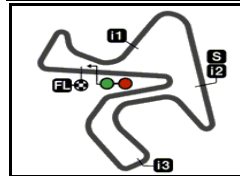
Jerez de la Frontera, Sunday, April 30, 2023




## GRAN PREMIO MotoGP™ GURU BY GRYPYN DE ESPAÑA

## Race

## Fastest Laps Sequence



4423 m.

Lap	Race Time	 Rider	Nation	Motorcycle	Time	Km/h	Riders's Lap
2	<b>3'29.999</b>	37 <b>Pedro ACOSTA</b>	SPA	KALEX	<b>1'41.597</b>	156.7	2
3	<b>5'11.515</b>	37 <b>Pedro ACOSTA</b>	SPA	KALEX	<b>1'41.516</b>	156.8	3
4	<b>6'52.512</b>	22 <b>Sam LOWES</b>	GBR	KALEX	<b>1'41.366</b>	157.0	4

These data/results cannot be reproduced, stored and/or transmitted in whole or in part by any manner of electronic, mechanical, photocopying, recording, broadcasting or otherwise now known or herein after developed without the previous express consent by the copyright owner, except for reproduction in daily press and regular printed publications on sale to the public within 60 days of the event related to those data/results and always provided that copyright symbol appears together as follows below.

© DORNA, 2023

Official MotoGP Timing by TISSOT  
www.motogp.com

Jerez de la Frontera, Sunday, April 30, 2023

