

4806 m.

GRAN PREMIO MICHELIN® DE LA REPÚBLICA ARGENTINA

Practice Nr. 3

Classification

10

		Rider	Nation	Team	Motorcycle	Time	Lap	Total	Gap	Top Speed
1	21	Alonso LOPEZ	SPA	Beta Tools SpeedUp	BOSCOSCURO	1'44.940	15	16		279.8
2	35	Somkiat CHANTRA	THA	IDEMITSU Honda Team Asia	KALEX	1'45.749	7	7	0.809 0.809	279.8
3	40	Aron CANET	SPA	Pons Wegow Los40	KALEX	1'46.119	13	13	1.179 0.370	283.0
4	54	Fermin ALDEGUER	SPA	Beta Tools SpeedUp	BOSCOSCURO	1'46.133	9	9	1.193 0.014	280.4
5	14	Tony ARBOLINO	ITA	Elf Marc VDS Racing Team	KALEX	1'46.173	5	5	1.233 0.040	278.0
6	81	Jordi TORRES	SPA	Solunion GASGAS Aspar Team	KALEX	1'46.209	7	9	1.269 0.036	284.3
7	22	Sam LOWES	GBR	Elf Marc VDS Racing Team	KALEX	1'46.278	6	6	1.338 0.069	278.0
8	13	Celestino VIETTI	ITA	Fantic Racing	KALEX	1'46.680	14	14	1.740 0.402	283.0
9	11	Sergio GARCIA	SPA	Pons Wegow Los40	KALEX	1'46.899	16	16	1.959 0.219	282.3
10	33	Rory SKINNER	GBR	American Racing	KALEX	1'47.013	16	16	2.073 0.114	278.6
11	72	Borja GOMEZ	SPA	Fantic Racing	KALEX	1'47.298	14	14	2.358 0.285	282.3
12	4	Sean Dylan KELLY	USA	American Racing	KALEX	1'47.447	15	15	2.507 0.149	277.3
13	7	Barry BALTUS	BEL	Fieten Olie Racing GP	KALEX	1'47.507	7	7	2.567 0.060	281.1
14	52	Jeremy ALCOBA	SPA	QJMOTOR Gresini Moto2	KALEX	1'47.646	6	6	2.706 0.139	277.3
15	19	Lorenzo DALLA PORTA	ITA	Pertamina Mandalika SAG Team	KALEX	1'47.732	14	16	2.792 0.086	281.7
16	18	Manuel GONZALEZ	SPA	Correos Prepago Yamaha VR46 M	KALEX	1'47.819	5	5	2.879 0.087	279.8
17	15	Darryn BINDER	RSA	Liqui Moly Husqvarna Intact GP	KALEX	1'48.018	8	8	3.078 0.199	283.6
18	24	Marcos RAMIREZ	SPA	Forward Team	FORWARD	1'48.018	6	6	3.078	276.7
19	16	Joe ROBERTS	USA	Italtrans Racing Team	KALEX	1'48.135	7	7	3.195 0.117	279.8
20	37	Pedro ACOSTA	SPA	Red Bull KTM Ajo	KALEX	1'48.164	3	4	3.224 0.029	283.6
21	12	Filip SALAC	CZE	QJMOTOR Gresini Moto2	KALEX	1'48.472	6	7	3.532 0.308	278.6
22	96	Jake DIXON	GBR	Solunion GASGAS Aspar Team	KALEX	1'48.839	5	5	3.899 0.367	280.4
23	2	Soichiro MINAMIMOTO	JPN	Correos Prepago Yamaha VR46 M	KALEX	1'48.858	16	16	3.918 0.019	280.4
24	64	Bo BENDSNEYDER	NED	Pertamina Mandalika SAG Team	KALEX	1'48.930	3	3	3.990 0.072	279.8
25	71	Dennis FOGGIA	ITA	Italtrans Racing Team	KALEX	1'48.949	7	7	4.009 0.019	283.0
26	98	David SANCHIS	SPA	Forward Team	FORWARD	1'49.377	5	5	4.437 0.428	273.1
27	75	Albert ARENAS	SPA	Red Bull KTM Ajo	KALEX	1'49.747	4	4	4.807 0.370	279.8
Not classified										
	79	Ai OGURA	JPN	IDEMITSU Honda Team Asia	KALEX					
	84	Zonta VD GOORBERGH	NED	Fieten Olie Racing GP	KALEX					

Practice condition: Dry
 Air: 17°
 Humidity: 71%
 Ground: 21°

Fastest Lap:	Lap: 15	Alonso LOPEZ	1'44.940	164.8 Km/h
Best Race Lap:	2022	Celestino VIETTI	1'42.829	168.2 Km/h
All Time Lap Record:	2022	Fermin ALDEGUER	1'42.547	168.7 Km/h

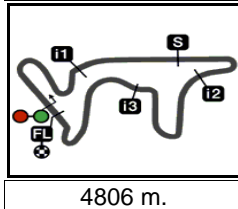
The results are provisional until the end of the limit for protest and appeals.

Time limit for protest expires 30' after publication of the results - Time:

These data/results cannot be reproduced, stored and/or transmitted in whole or in part by any manner of electronic, mechanical, photocopying, recording, broadcasting or otherwise now known or herein after developed without the previous express consent by the copyright owner, except for reproduction in daily press and regular printed publications on sale to the public within 60 days of the event related to those data/results and always provided that copyright symbol appears together as follows below.

© DORNA, 2023





GRAN PREMIO MICHELIN® DE LA REPÚBLICA ARGENTINA

Practice Nr. 3

Combined Practice Times

11

Rider	Nation	Team	MOTORCYCLE	P1	P2	P3	Gap
1 14 T.ARBOLINO	ITA	Elf Marc VDS Racing Team	KALEX	1'44.392	17 1'43.172	17 1'46.173	5
2 12 F.SALAC	CZE	QJMOTOR Gresini Moto2	KALEX	1'44.383	7 1'43.238	11 1'48.472	6 0.066 0.066
3 37 P.ACOSTA	SPA	Red Bull KTM Ajo	KALEX	1'44.480	14 1'43.252	16 1'48.164	3 0.080 0.014
4 96 J.DIXON	GBR	Solunion GASGAS Aspar Team	KALEX	1'44.494	13 1'43.293	12 1'48.839	5 0.121 0.041
5 35 S.CHANTRA	THA	IDEMITSU Honda Team Asia	KALEX	1'44.243	13 1'43.298	6 1'45.749	7 0.126 0.005
6 40 A.CANET	SPA	Pons Wegow Los40	KALEX	1'44.269	12 1'43.326	11 1'46.119	13 0.154 0.028
7 22 S.LOWES	GBR	Elf Marc VDS Racing Team	KALEX	1'44.643	13 1'43.405	14 1'46.278	6 0.233 0.079
8 54 F.ALDEGUER	SPA	Beta Tools SpeedUp	BOSCOSCURO	1'44.530	12 1'43.440	6 1'46.133	9 0.268 0.035
9 64 B.BENDSNEYDE	NED	Pertamina Mandalika SAG Team	KALEX	1'45.027	14 1'43.608	14 1'48.930	3 0.436 0.168
10 21 A.LOPEZ	SPA	Beta Tools SpeedUp	BOSCOSCURO	1'45.190	16 1'43.644	16 1'44.940	15 0.472 0.036
11 18 M.GONZALEZ	SPA	Correos Prepago Yamaha VR46 Ma	KALEX	1'44.185	11 1'43.655	4 1'47.819	5 0.483 0.011
12 75 A.ARENAS	SPA	Red Bull KTM Ajo	KALEX	1'45.522	13 1'43.743	16 1'49.747	4 0.571 0.088
13 7 B.BALTUS	BEL	Fieten Olie Racing GP	KALEX	1'45.910	11 1'43.974	14 1'47.507	7 0.802 0.231
14 16 J.ROBERTS	USA	Italtrans Racing Team	KALEX	1'45.313	13 1'44.025	13 1'48.135	7 0.853 0.051
15 4 S.KELLY	USA	American Racing	KALEX	1'45.713	14 1'44.027	14 1'47.447	15 0.855 0.002
16 13 C.VIETTI	ITA	Fantic Racing	KALEX	1'45.831	13 1'44.121	13 1'46.680	14 0.949 0.094
17 52 J.ALCOBA	SPA	QJMOTOR Gresini Moto2	KALEX	1'44.985	9 1'44.169	14 1'47.646	6 0.997 0.048
18 15 D.BINDER	RSA	Liqui Moly Husqvarna Intact GP	KALEX	1'45.869	16 1'44.329	14 1'48.018	8 1.157 0.160
19 71 D.FOGGIA	ITA	Italtrans Racing Team	KALEX	1'44.911	14 1'44.531	17 1'48.949	7 1.359 0.202
20 19 L.DALLA PORTA	ITA	Pertamina Mandalika SAG Team	KALEX	1'45.385	12 1'44.635	13 1'47.732	14 1.463 0.104
21 24 M.RAMIREZ	SPA	Forward Team	FORWARD	1'46.387	14 1'44.666	11 1'48.018	6 1.494 0.031
22 11 S.GARCIA	SPA	Pons Wegow Los40	KALEX	1'45.561	17 1'44.791	19 1'46.899	16 1.619 0.125
23 81 J.TORRES	SPA	Solunion GASGAS Aspar Team	KALEX	1'46.469	16 1'44.926	15 1'46.209	7 1.754 0.135
24 84 Z.VD GOORBERG	NED	Fieten Olie Racing GP	KALEX	1'45.635	10 1'44.969		1.797 0.043
25 72 B.GOMEZ	SPA	Fantic Racing	KALEX	1'46.532	14 1'45.195	15 1'47.298	14 2.023 0.226
26 79 A.OGURA	JPN	IDEMITSU Honda Team Asia	KALEX	1'47.399	6 1'45.366		2.194 0.171
27 33 R.SKINNER	GBR	American Racing	KALEX	1'45.920	15 1'45.461	9 1'47.013	16 2.289 0.095
28 98 D.SANCHIS	SPA	Forward Team	FORWARD	1'48.410	11 1'46.116	13 1'49.377	5 2.944 0.655
29 2 S.MINAMIMOTO	JPN	Correos Prepago Yamaha VR46 Ma	KALEX	1'48.915	13 1'46.814	20 1'48.858	16 3.642 0.698

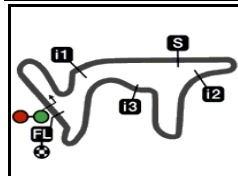
Pole Position Record:	2019	Xavi VIERGE	1'42.726	168.4 Km/h
Best Race Lap:	2022	Celestino VIETTI	1'42.829	168.2 Km/h
All Time Lap Record:	2022	Fermin ALDEGUER	1'42.547	168.7 Km/h

The results are provisional until the end of the limit for protest and appeals.

Time limit for protest expires 60' after publication of the results - Time:

These data/results cannot be reproduced, stored and/or transmitted in whole or in part by any manner of electronic, mechanical, photocopying, recording, broadcasting or otherwise now known or herein after developed without the previous express consent by the copyright owner, except for reproduction in daily press and regular printed publications on sale to the public within 60 days of the event related to those data/results and always provided that copyright symbol appears together as follows below.

© DORNA, 2023



4806 m.

GRAN PREMIO MICHELIN® DE LA REPÚBLICA ARGENTINA

Practice Nr. 3

Top Speed & Average

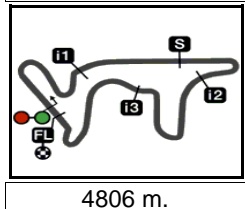
12



Rider	Nation	Motorcycle	Top 5 speeds					Average	Top
81 Jordi TORRES	SPA	KALEX	284.3	278.0	278.0	278.0	276.7	279.0	284.3
15 Darryn BINDER	RSA	KALEX	283.6	283.6	283.0	283.0	282.3	283.1	283.6
37 Pedro ACOSTA	SPA	KALEX	283.6	283.0	281.7	281.1		282.4	283.6
13 Celestino VIETTI	ITA	KALEX	283.0	282.3	282.3	281.7	281.7	282.1	283.0
40 Aron CANET	SPA	KALEX	283.0	282.3	281.7	279.8	279.2	281.2	283.0
71 Dennis FOGGIA	ITA	KALEX	283.0	283.0	281.1	280.4	279.8	281.2	283.0
11 Sergio GARCIA	SPA	KALEX	282.3	280.4	279.8	279.2	279.2	280.2	282.3
72 Borja GOMEZ	SPA	KALEX	282.3	282.3	281.7	281.1	279.8	281.4	282.3
19 Lorenzo DALLA PORTA	ITA	KALEX	281.7	279.2	279.2	278.6	278.0	279.0	281.7
7 Barry BALTUS	BEL	KALEX	281.1	279.2	278.0	276.1	275.5	278.0	281.1
2 Soichiro MINAMIMOTO	JPN	KALEX	280.4	279.2	278.6	278.6	278.0	278.7	280.4
54 Fermín ALDEGUER	SPA	BOSCOSCURO	280.4	279.2	278.6	278.6	278.6	279.1	280.4
96 Jake DIXON	GBR	KALEX	280.4	278.6	277.3	276.7	273.1	277.2	280.4
16 Joe ROBERTS	USA	KALEX	279.8	279.8	278.0	278.0	276.7	278.5	279.8
18 Manuel GONZALEZ	SPA	KALEX	279.8	279.2	278.0	277.3	273.7	277.6	279.8
21 Alonso LOPEZ	SPA	BOSCOSCURO	279.8	278.6	278.0	278.0	278.0	278.4	279.8
35 Somkiat CHANTRA	THA	KALEX	279.8	279.8	279.2	278.6	278.0	279.1	279.8
64 Bo BENDSNEYDER	NED	KALEX	279.8	273.1	271.3			274.7	279.8
75 Albert ARENAS	SPA	KALEX	279.8	279.2	276.1	275.5		277.7	279.8
12 Filip SALAC	CZE	KALEX	278.6	278.6	278.6	277.3	275.5	277.7	278.6
33 Rory SKINNER	GBR	KALEX	278.6	276.7	276.7	276.1	276.1	276.7	278.6
14 Tony ARBOLINO	ITA	KALEX	278.0	278.0	277.3	277.3	276.1	277.3	278.0
22 Sam LOWES	GBR	KALEX	278.0	278.0	277.3	276.7	274.9	277.0	278.0
4 Sean Dylan KELLY	USA	KALEX	277.3	277.3	277.3	276.7	276.1	276.6	277.3
52 Jeremy ALCOBA	SPA	KALEX	277.3	276.7	275.5	275.5	273.7	275.7	277.3
24 Marcos RAMIREZ	SPA	FORWARD	276.7	276.7	275.5	274.3	274.3	275.5	276.7
98 David SANCHIS	SPA	FORWARD	273.1	271.9	270.7	270.1	261.1	269.4	273.1
79 Ai OGURA	JPN	KALEX	232.0	213.1				222.6	232.0

These data/results cannot be reproduced, stored and/or transmitted in whole or in part by any manner of electronic, mechanical, photocopying, recording, broadcasting or otherwise now known or herein after developed without the previous express consent by the copyright owner, except for reproduction in daily press and regular printed publications on sale to the public within 60 days of the event related to those data/results and always provided that copyright symbol appears together as follows below.

© DORNA, 2023



GRAN PREMIO MICHELIN® DE LA REPÚBLICA ARGENTINA

Practice Nr. 3

Chronological Analysis of Performances

13

* Lap / Sector time cancelled T1 Time from finish line to 1st intermediate T3 Time from 2nd intermed. to 3rd intermed.
 P Crossing the finish line in pit lane T2 Time from 1st intermed. to 2nd intermed. T4 Time from 3rd intermediate to finish line

Lap	Lap Time	T1	T2	T3	T4	Speed	Lap	Lap Time	T1	T2	T3	T4	Speed		
1st	21	Alonso LOPEZ Beta Tools SpeedUp SPA						4th	54	Fermín ALDEGUER Beta Tools SpeedUp SPA					
		Runs=1	Total laps=16	Full laps=15	Valid laps=15				Runs=1	Total laps=9	Full laps=8	Valid laps=8			
1	2'12.843	34.470	29.459	30.135	28.857	262.2	1	16'11.929	36.581	29.779	29.030	28.519	266.7		
2	1'56.001	32.338	27.464	28.369	27.830	271.3	2	1'53.331	31.321	26.727	28.021	27.262	278.0		
3	1'51.809	30.747	26.903	27.490	26.669	273.1	3	1'51.126	30.947	26.320	27.163	26.696	278.0		
4	1'50.262	30.355	26.809	26.935	26.163	276.1	4	1'48.752	29.913	26.002	26.598	26.239	278.6		
5	1'48.084	29.706	25.963	26.455	25.960	276.7	5	1'47.648	29.608	25.942	26.465	25.633	278.0		
6	1'47.448	29.413	26.010	26.393	25.632	276.7	6	1'47.018	29.197	25.736	26.515	25.570	278.6		
7	1'49.358	30.728	26.427	26.265	25.938	270.1	7	1'46.706	29.447	25.565	26.192	25.502	278.6		
8	1'46.897	29.313	25.884	26.080	25.620	276.7	8	1'46.212	29.068	25.544	26.189	25.411	280.4		
9	1'46.179	29.125	25.783	25.848	25.423	278.0	9	1'46.133	29.232	25.729	26.018	25.154	279.2		
10	1'54.106	31.368	27.655	28.325	26.758	269.0									
11	1'45.580	28.941	25.522	25.848	25.269	278.0									
12	1'45.179	28.693	25.553	25.733	25.200	278.0									
13	1'46.166	28.792	26.077	26.074	25.223	277.3									
14	1'45.338	28.577	25.575	25.832	25.354	278.0									
15	1'44.940	28.597	25.388	25.636	25.319	278.6									
16	1'44.989	28.519	25.456	25.884	25.130	279.8									
	unfinished	28.452				244.3									
2nd	35	Somkiat CHANTRA IDEMITSU Honda Tea THA						6th	81	Jordi TORRES Solunion GASGAS As SPA					
		Runs=2	Total laps=7	Full laps=5	Valid laps=5				Runs=2	Total laps=9	Full laps=6	Valid laps=5			
1	3'10.816 P	38.377	35.775	37.008	32.609	207.8	1	12'45.967	36.764	30.260	30.051	28.425	266.7		
2	18'49.161	31.240	26.801	28.389	27.572	274.9	2	1'54.030	32.165	27.526	27.621	26.718	271.9		
3	1'50.157	30.660	26.192	27.089	26.216	278.6	3	1'50.042	30.644	26.427	26.836	26.135	275.5		
4	1'48.770	29.740	26.076	26.667	26.287	278.0	4	1'48.562	29.826	26.275	26.462	25.999	276.1		
5	1'46.899	29.353	25.580	26.263	25.703	279.8	5	1'49.585 P	29.837	26.195	27.113	26.440	278.0		
6	1'46.066	28.999	25.584	26.099	25.384	279.2	6	5'56.477	33.661	26.323	26.741	25.666	276.7		
7	1'45.749	29.058	25.439	25.977	25.275	279.8	7	1'46.209	29.154	25.642	25.973	25.440	278.0		
							8	1'47.368	29.267	25.870	26.396	25.835	284.3		
							9	1'45.889 *	28.979	25.752*	25.856*	25.302	278.0		
3rd	40	Aron CANET Pons Wegow Los40 SPA						7th	22	Sam LOWES Elf Marc VDS Racing GBR					
		Runs=2	Total laps=13	Full laps=10	Valid laps=10				Runs=1	Total laps=6	Full laps=5	Valid laps=5			
1	4'40.659	35.768	28.373	30.200	29.745	276.1	1	21'06.908	33.344	28.036	28.471	28.178	271.9		
2	1'59.173	34.076	27.995	28.664	28.438	273.1	2	1'53.891	31.833	27.003	27.929	27.126	274.9		
3	1'54.515	32.490	26.826	27.655	27.544	277.3	3	1'50.130	30.351	26.379	27.212	26.188	277.3		
4	1'52.618	31.857	26.644	27.192	26.925	282.3	4	1'48.281	29.742	26.158	26.515	25.866	278.0		
5	1'51.136	31.154	26.450	27.048	26.484	278.0	5	1'46.726	29.228	25.778	26.132	25.588	276.7		
6	1'49.416	30.185	25.904	26.937	26.390	279.8	6	1'46.278	28.990	25.747	26.091	25.450	278.0		
7	1'49.095	30.157	26.151	26.727	26.060	278.0									
8	1'48.341	29.676	26.155	26.507	26.003	278.0									
9	1'48.403	29.692	26.015	26.554	26.142	279.2									
10	1'50.770 P	29.900	26.973	27.343*	26.554	273.1									
11	5'48.157	30.852	26.325	27.522	25.662	278.0									
12	1'47.063	28.977	25.607	26.436	26.043	283.0									
13	1'46.119	29.170	25.954	25.758	25.237	281.7									
8th	13	Celestino VIETTI Fantic Racing ITA													
		Runs=2	Total laps=14	Full laps=11	Valid laps=11										
1	2'35.873	36.024	29.875	31.815	30.758	266.7									
2	2'02.065	35.505	28.043	29.906	28.611	278.6									
3	1'57.133	32.852	27.453	28.514	28.314	280.4									

Fastest Lap: Alonso LOPEZ Beta Tools SpeedUp SPA **1'44.940** 28.597 25.388 25.636 25.319

These data/results cannot be reproduced, stored and/or transmitted in whole or in part by any manner of electronic, mechanical, photocopying, recording, broadcasting or otherwise now known or herein after developed without the previous express consent by the copyright owner, except for reproduction in daily press and regular printed publications on sale to the public within 60 days of the event related to those data/results and always provided that copyright symbol appears together as follows below.
 © DORNA, 2023



Practice Nr. 3

Moto2

Lap	Lap Time	T1	T2	T3	T4	Speed	Lap	Lap Time	T1	T2	T3	T4	Speed
4	1'57.838	31.971	27.069	28.597	30.201	281.1	5	1'53.843	31.344	26.728	28.452	27.319	278.6
5	1'54.790	33.177	26.843	27.679	27.091	279.8	6	1'52.801	30.825	26.417	28.225	27.334	278.6
6	1'51.550	31.131	26.402	27.360	26.657	282.3	7	1'52.124	30.515	26.468	28.060	27.081	279.2
7	1'51.027	30.755	26.309	27.298	26.665	281.7	8	1'51.393	30.466	26.299	27.646	26.982	281.1
8	1'49.820	30.134	26.037	27.125	26.524	283.0	9	1'49.697	30.036	26.019	27.338	26.304	282.3
9	1'49.904	29.883	26.057	27.490	26.474	281.7	10	1'50.139	30.369	25.953	27.339	26.478	282.3
10	1'49.649	30.141	26.061	27.202	26.245	281.7	11	1'48.812	29.720	25.869	27.044	26.179	279.8
11	1'56.839 P	31.912	28.801	28.336	27.790	269.6	12	1'51.200 P	30.610	26.297	28.118	26.175	278.6
12	5'34.761	33.742	26.434	27.194	26.069	281.1	13	5'22.232	32.194	26.187	27.128	25.971	279.2
13	1'47.968	29.422	25.814	26.705	26.027	282.3	14	1'47.298	29.320	25.500	26.836	25.642	281.7
14	1'46.680	29.168	25.786	26.421	25.305	281.7							

9th 11 Sergio GARCIA Pons Wegow Los40 SPA
 Runs=1 Total laps=16 Full laps=15 Valid laps=15

1	2'58.880	35.831	30.550	32.152	30.559	257.4
2	2'01.524	33.507	28.793	30.215	29.009	271.3
3	1'55.927	31.971	27.369	28.820	27.767	273.7
4	1'53.825	31.480	27.061	28.068	27.216	276.1
5	1'52.258	30.711	26.399	27.903	27.245	278.6
6	1'50.523	30.141	26.133	27.513	26.736	278.0
7	1'49.589	29.946	26.048	27.293	26.302	278.0
8	1'49.485	29.719	26.179	27.124	26.463	278.0
9	1'49.438	30.230	26.176	27.074	25.958	278.6
10	1'49.359	29.836	26.294	27.307	25.922	279.8
11	1'48.242	29.681	25.828	27.013	25.720	278.6
12	1'48.178	29.378	25.898	27.043	25.859	282.3
13	1'47.706	29.268	25.969	26.786	25.683	279.2
14	1'47.416	29.216	25.782	26.878	25.540	278.6
15	1'47.210	29.099	25.797	26.716	25.598	279.2
16	1'46.899	29.098	25.566	26.728	25.507	280.4

10th 33 Rory SKINNER American Racing GBR
 Runs=1 Total laps=16 Full laps=15 Valid laps=15

1	2'36.092	33.463	29.001	29.421	30.501	266.1
2	1'58.694	33.928	27.933	28.572	28.261	273.1
3	1'53.959	32.612	26.940	27.446	26.961	274.3
4	1'52.850	31.924	26.844	27.498	26.584	276.1
5	1'51.069	31.425	26.526	26.861	26.257	275.5
6	1'50.398	31.022	26.389	26.706	26.281	276.7
7	1'49.104	30.694	26.254	26.524	25.632	275.5
8	1'49.317	30.186	26.903	26.419	25.809	274.3
9	1'48.892	30.044	26.233	26.447	26.168	274.9
10	1'51.200	30.102	26.081	29.260	25.757	276.1
11	1'47.993	29.905	26.105	26.358	25.625	275.5
12	1'49.049	29.852	26.536	26.916	25.745	275.5
13	1'47.512	29.508	25.989	26.366	25.649	275.5
14	1'47.291	29.557	25.938	26.166	25.630	276.1
15	1'47.084	29.434	25.824	26.224	25.602	276.7
16	1'47.013	29.181	25.711	26.357	25.764	278.6

11th 72 Borja GOMEZ Fantic Racing SPA
 Runs=2 Total laps=14 Full laps=11 Valid laps=11

1	2'36.586	35.015	29.629	30.423	29.485	260.0
2	2'00.246	34.071	27.772	29.531	28.872	277.3
3	1'57.763	33.027	27.370	29.194	28.172	278.6
4	1'55.678	32.101	27.010	28.829	27.738	277.3

12th 4 Sean Dylan KELLY American Racing USA
 Runs=2 Total laps=15 Full laps=12 Valid laps=12

1	2'15.297	33.555	29.447	30.552	30.509	262.8
2	2'01.350	33.987	28.116	29.637	29.610	272.5
3	1'59.912	33.550	28.012	29.539	28.811	273.1
4	1'56.805	32.430	27.444	28.706	28.225	274.3
5	1'55.649	31.763	27.243	28.478	28.165	273.7
6	1'54.015	31.216	27.146	27.888	27.765	274.3
7	1'52.244	31.173	26.466	27.529	27.076	277.3
8	1'51.108	30.421	26.542	27.272	26.873	276.1
9	1'50.164	30.288	26.333	26.981	26.562	276.7
10	1'51.177 P	29.675	26.509	27.705	27.288	277.3
11	4'37.586	34.869	26.583	27.788	26.578	276.1
12	1'48.998	29.689	25.997	26.801	26.511	277.3
13	1'49.033	30.048	26.017	26.745	26.223	274.9
14	1'47.892	29.339	25.821	26.653	26.079	276.1
15	1'47.447	29.173	25.838	26.586	25.850	276.1

13th 7 Barry BALTUS Fieten Olie Racing GP BEL
 Runs=1 Total laps=7 Full laps=6 Valid laps=6

1	20'12.168	33.476	28.449	29.411	28.580	270.7
2	1'57.716	32.786	27.754	28.888	28.288	274.9
3	1'52.785	31.471	27.164	27.524	26.626	275.5
4	1'51.550	30.552	26.697	27.459	26.842	276.1
5	1'49.486	30.429	26.094	26.671	26.292	278.0
6	1'48.090	29.627	25.831	26.585	26.047	279.2
7	1'47.507	29.360	25.753	26.554	25.840	281.1

14th 52 Jeremy ALCOBA QJMOTOR Gresini M SPA
 Runs=1 Total laps=6 Full laps=5 Valid laps=5

1	21'05.874	34.967	30.261	31.356	30.307	257.9
2	1'56.977	33.324	27.508	28.463	27.682	273.7
3	1'52.598	30.748	27.088	27.594	27.168	275.5
4	1'50.567	30.112	26.297	27.302	26.856	277.3
5	1'48.982	29.663	26.123	26.702	26.494	275.5
6	1'47.646	29.216	25.887	26.367	26.176	276.7

15th 19 Lorenzo DALLA PO Pertamina Mandalika ITA
 Runs=1 Total laps=16 Full laps=15 Valid laps=14

1	3'37.585	35.246	28.832	30.646	29.597	267.8
2	2'01.438	34.447	27.681	30.400	28.910	270.1
3	1'57.766	32.982	27.664	29.282	27.838	273.1
4	1'55.504	32.583	27.174	28.367	27.380	274.3
5	1'53.827	31.902	27.015	27.973	26.937	275.5
6	1'51.857	31.475	26.658	27.244	26.480	275.5

Fastest Lap: Alonso LOPEZ Beta Tools SpeedUp SPA 1'44.940 28.597 25.388 25.636 25.319

These data/results cannot be reproduced, stored and/or transmitted in whole or in part by any manner of electronic, mechanical, photocopying, recording, broadcasting or otherwise now known or herein after developed without the previous express consent by the copyright owner, except for reproduction in daily press and regular printed publications on sale to the public within 60 days of the event related to those data/results and always provided that copyright symbol appears together as follows below.
© DORNA, 2023

Official MotoGP Timing by TISSOT
www.motogp.com

Termas de Río Hondo, Saturday, April 01, 2023 Page 2 of 4

motogp



Practice Nr. 3

Moto2

Lap	Lap Time	T1	T2	T3	T4	Speed	Lap	Lap Time	T1	T2	T3	T4	Speed
21st 12 Filip SALAC							QJMOTOR Gresini M CZE						
Runs=1 Total laps=7 Full laps=6 Valid laps=5													
1	20'17.529	36.145	27.774	29.217	28.769	267.8							
2	1'54.391	31.621	26.885	28.192	27.693	277.3							
3	1'51.720	30.444	26.400	27.808	27.068	274.9							
4	1'56.391	32.787	28.427	28.442	26.735	275.5							
5	1'49.728	29.892	26.101	26.840	26.895	278.6							
6	1'48.472	29.548	26.007	26.628	26.289	278.6							
7	1'54.221 *	30.081	27.010*	28.846*	28.284	278.6							
16th 18 Manuel GONZALEZ							Correos Prepago Yam SPA						
Runs=1 Total laps=5 Full laps=4 Valid laps=4													
1	23'16.291	34.010	28.030	29.186	28.510	273.7							
2	1'55.299	31.933	26.860	29.098	27.408	278.0							
3	1'52.000	31.166	26.545	28.096	26.193	277.3							
4	1'49.984	30.316	26.413	27.249	26.006	279.2							
5	1'47.819	29.723	25.869	26.456	25.771	279.8							
22nd 96 Jake DIXON							Solunion GASGAS As GBR						
Runs=2 Total laps=5 Full laps=2 Valid laps=2													
1	18'06.466	32.533	28.874	31.938	27.154	273.1							
2	1'51.753 P	31.067	26.446	27.354	26.886	276.7							
3	6'29.706	31.030	26.820	27.683	27.033	277.3							
4	1'51.000	30.813	26.092	27.332	26.763	278.6							
5	1'48.839	30.024	25.797	26.826	26.192	280.4							
17th 15 Darryn BINDER							Liqui Moly Husqvarna RSA						
Runs=1 Total laps=8 Full laps=7 Valid laps=7													
1	17'32.921	34.272	29.097	30.490	29.653	268.4							
2	1'55.887	32.058	27.470	28.889	27.470	281.1							
3	1'52.866	30.998	26.803	28.160	26.905	281.7							
4	1'51.847	30.485	26.653	28.125	26.584	283.0							
5	1'49.584	29.816	26.322	27.202	26.244	283.6							
6	1'49.750	30.254	26.103	27.316	26.077	283.6							
7	1'48.634	29.597	26.073	27.228	25.736	283.0							
8	1'48.018	29.480	25.928	26.967	25.643	282.3							
23rd 2 Soichiro MINAMIMO							Correos Prepago Yam JPN						
Runs=1 Total laps=16 Full laps=15 Valid laps=15													
1	2'49.931	37.701	30.324	30.458	29.195	262.8							
2	1'58.730	32.881	28.285	29.139	28.425	271.9							
3	1'56.182	32.048	27.663	28.867	27.604	274.9							
4	1'54.107	31.491	27.058	28.415	27.143	276.1							
5	1'53.387	30.962	27.215	28.164	27.046	275.5							
6	1'52.470	30.810	26.928	27.968	26.764	275.5							
7	1'51.508	30.267	26.969	27.710	26.562	276.1							
8	1'52.675	30.485	27.422	27.898	26.870	278.0							
9	1'51.513	30.368	26.966	27.611	26.568	276.7							
10	1'51.163	30.197	26.771	27.881	26.314	276.7							
11	1'50.297	29.901	26.566	27.488	26.342	278.0							
12	1'49.674	29.712	26.548	27.369	26.045	278.6							
13	1'49.150	29.577	26.386	27.209	25.978	278.6							
14	1'49.488	29.605	26.502	27.223	26.158	280.4							
15	1'49.277	29.558	26.322	26.961	26.436	278.0							
16	1'48.858	29.479	26.448	27.100	25.831	279.2							
24th 64 Bo BENDSNEYDER							Pertamina Mandalika NED						
Runs=1 Total laps=3 Full laps=2 Valid laps=2													
1	27'07.999	33.458	27.772	28.698	27.647	271.3							
2	1'52.380	31.624	26.781	27.858	26.117	273.1							
3	1'48.930	29.998	26.023	26.944	25.965	279.8							
25th 71 Dennis FOGGIA							Italtrans Racing Team ITA						
Runs=1 Total laps=7 Full laps=6 Valid laps=6													
1	19'41.370	33.495	28.379	31.408	31.420	275.5							
2	1'55.826	32.130	27.129	28.651	27.916	279.8							
3	1'52.532	31.118	26.536	27.855	27.023	283.0							
4	1'50.574	30.301	26.236	27.499	26.538	280.4							
5	1'50.458	29.822	26.426	27.654	26.556	281.1							
6	1'49.292	29.730	26.213	27.129	26.220	283.0							
7	1'48.949	29.567	26.097	27.072	26.213	279.8							
26th 98 David SANCHIS							Forward Team SPA						
Runs=1 Total laps=5 Full laps=4 Valid laps=3													
1	22'34.641	34.529	29.171	29.509	28.411	261.1							

Fastest Lap:	Alonso LOPEZ	Beta Tools SpeedUp	SPA	1'44.940	28.597	25.388	25.636	25.319
---------------------	--------------	--------------------	-----	----------	--------	--------	--------	--------

These data/results cannot be reproduced, stored and/or transmitted in whole or in part by any manner of electronic, mechanical, photocopying, recording, broadcasting or otherwise now known or herein after developed without the previous express consent by the copyright owner, except for reproduction in daily press and regular printed publications on sale to the public within 60 days of the event related to those data/results and always provided that copyright symbol appears together as follows below.
© DORNA, 2023

Official MotoGP Timing by TISSOT
www.motogp.com



Practice Nr. 3

Moto2

Lap	Lap Time	T1	T2	T3	T4	Speed	Lap	Lap Time	T1	T2	T3	T4	Speed
2	1'54.774 *	31.931	27.464	28.184	27.195*	270.7							
3	1'54.470	31.376	27.740	28.563	26.791	270.1							
4	1'50.687	30.508	26.561	27.456	26.162	273.1							
5	1'49.377	29.950	26.348	27.191	25.888	271.9							

27th 75 **Albert ARENAS** Red Bull KTM Ajo SPA
 Runs=1 Total laps=4 Full laps=3 Valid laps=3

1	24'52.784	32.611	27.400	28.656	27.346	276.1							
2	1'53.643	31.226	27.169	28.233	27.015	275.5							
3	1'50.137	30.104	26.263	27.307	26.463	279.8							
4	1'49.747	29.871	26.120	27.263	26.493	279.2							

28th 79 **Ai OGURA** IDEMITSU Honda Tea JPN
 Runs=2 Total laps=2 Full laps=0 Valid laps=0

1	3'22.942 P	43.859	33.804	35.201	36.295	232.0							
2	27'42.367	38.495	33.720	32.865	30.082	213.1							

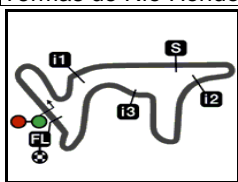
Fastest Lap: Alonso LOPEZ Beta Tools SpeedUp SPA **1'44.940** 28.597 25.388 25.636 25.319

These data/results cannot be reproduced, stored and/or transmitted in whole or in part by any manner of electronic, mechanical, photocopying, recording, broadcasting or otherwise now known or herein after developed without the previous express consent by the copyright owner, except for reproduction in daily press and regular printed publications on sale to the public within 60 days of the event related to those data/results and always provided that copyright symbol appears together as follows below.
 © DORNA, 2023

Official MotoGP Timing by **TISSOT**
 www.motogp.com

Termas de Río Hondo, Saturday, April 01, 2023 Page 4 of 4





4806 m.

GRAN PREMIO MICHELIN® DE LA REPÚBLICA ARGENTINA

Practice Nr. 3

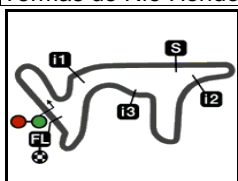
Best Partial Times

IT Ideal Lap Time, sum of the best partial times

BT Best Lap Time

T1		T2		T3		T4				IT	BT	
Pos	Rider	Time	Rider	Time	Rider	Time	Rider	Time	Pos	Rider	IT	BT
1	A.LOPEZ	28.452	A.LOPEZ	25.388	A.LOPEZ	25.636	A.LOPEZ	25.130	1	A.LOPEZ	1'44.606	1'44.940 (1)
2	ARBOLINO	28.894	S.CHANTRA	25.439	A.CANET	25.758	F.ALDEGUER	25.154	2	A.CANET	1'45.579	1'46.119 (3)
3	CANET	28.977	B.GOMEZ	25.500	J.TORRES	25.973	A.CANET	25.237	3	S.CHANTRA	1'45.690	1'45.749 (2)
4	J.TORRES	28.979	F.ALDEGUER	25.544	S.CHANTRA	25.977	S.CHANTRA	25.275	4	F.ALDEGUER	1'45.784	1'46.133 (4)
5	LOWES	28.990	S.GARCIA	25.566	F.ALDEGUER	26.018	P.ACOSTA	25.284	5	J.TORRES	1'45.896	1'46.209 (6)
6	S.CHANTRA	28.999	A.CANET	25.607	S.LOWES	26.091	J.TORRES	25.302	6	T.ARBOLINO	1'46.173	1'46.173 (5)
7	F.ALDEGUER	29.068	T.ARBOLINO	25.616	T.ARBOLINO	26.154	C.VIETTI	25.305	7	S.LOWES	1'46.278	1'46.278 (7)
8	S.GARCIA	29.098	J.TORRES	25.642	R.SKINNER	26.166	S.LOWES	25.450	8	R.SKINNER	1'46.660	1'47.013 (10)
9	VIETTI	29.168	R.SKINNER	25.711	J.ALCOBA	26.367	S.GARCIA	25.507	9	C.VIETTI	1'46.680	1'46.680 (8)
10	S.KELLY	29.173	S.LOWES	25.747	C.VIETTI	26.421	T.ARBOLINO	25.509	10	S.GARCIA	1'46.887	1'46.899 (9)
11	L.DALLA PORTA	29.177	B.BALTUS	25.753	M.GONZALEZ	26.456	L.DALLA PORTA	25.554	11	L.DALLA PORTA	1'47.136	1'47.732 (15)
12	R.SKINNER	29.181	C.VIETTI	25.786	B.BALTUS	26.554	R.SKINNER	25.602	12	P.ACOSTA	1'47.141	1'48.164 (20)
13	J.ALCOBA	29.216	J.DIXON	25.797	P.ACOSTA	26.583	B.GOMEZ	25.642	13	B.GOMEZ	1'47.298	1'47.298 (11)
14	B.GOMEZ	29.320	L.DALLA PORTA	25.813	S.KELLY	26.586	D.BINDER	25.643	14	S.KELLY	1'47.430	1'47.447 (12)
15	B.BALTUS	29.360	P.ACOSTA	25.819	J.ROBERTS	26.592	M.GONZALEZ	25.771	15	B.BALTUS	1'47.507	1'47.507 (13)
16	M.RAMIREZ	29.448	S.KELLY	25.821	L.DALLA PORTA	26.592	S.MINAMIMOTO	25.831	16	J.ALCOBA	1'47.646	1'47.646 (14)
17	P.ACOSTA	29.455	M.GONZALEZ	25.869	F.SALAC	26.628	B.BALTUS	25.840	17	M.GONZALEZ	1'47.819	1'47.819 (16)
18	S.MINAMIMOTO	29.479	M.RAMIREZ	25.873	S.GARCIA	26.716	S.KELLY	25.850	18	M.RAMIREZ	1'47.982	1'48.018 (18)
19	D.BINDER	29.480	J.ROBERTS	25.887	M.RAMIREZ	26.726	D.SANCHIS	25.888	19	D.BINDER	1'48.018	1'48.018 (17)
20	J.ROBERTS	29.532	J.ALCOBA	25.887	J.DIXON	26.826	M.RAMIREZ	25.935	20	J.ROBERTS	1'48.135	1'48.135 (19)
21	F.SALAC	29.548	D.BINDER	25.928	B.GOMEZ	26.836	B.BENDSNEYDE	25.965	21	F.SALAC	1'48.472	1'48.472 (21)
22	D.FOGGIA	29.567	F.SALAC	26.007	B.BENDSNEYDE	26.944	J.ROBERTS	26.124	22	S.MINAMIMOTO	1'48.593	1'48.858 (23)
23	M.GONZALEZ	29.723	B.BENDSNEYDE	26.023	S.MINAMIMOTO	26.961	J.ALCOBA	26.176	23	J.DIXON	1'48.839	1'48.839 (22)
24	A.ARENAS	29.871	D.FOGGIA	26.097	D.BINDER	26.967	J.DIXON	26.192	24	B.BENDSNEYDE	1'48.930	1'48.930 (24)

These data/results cannot be reproduced, stored and/or transmitted in whole or in part by any manner of electronic, mechanical, photocopying, recording, broadcasting or otherwise now known or herein after developed without the previous express consent by the copyright owner, except for reproduction in daily press and regular printed publications on sale to the public within 60 days of the event related to those data/results and always provided that copyright symbol appears together as follows below.
© DORNA, 2023



4806 m.

GRAN PREMIO MICHELIN® DE LA REPÚBLICA ARGENTINA

Practice Nr. 3

Best Partial Times

IT Ideal Lap Time, sum of the best partial times

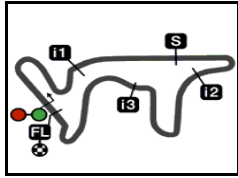
BT Best Lap Time

T1		T2		T3		T4				<i>IT</i>	<i>BT</i>	
<i>Pos</i>	<i>Rider</i>	<i>Time</i>	<i>Rider</i>	<i>Time</i>	<i>Rider</i>	<i>Time</i>	<i>Rider</i>	<i>Time</i>	<i>Pos</i>	<i>Rider</i>		
25	D.SANCHIS	29.950	A.ARENAS	26.120	D.FOGGIA	27.072	D.FOGGIA	26.213	25	D.FOGGIA	1'48.949	1'48.949 (25)
26	B.BENDSNEYDE	29.998	S.MINAMIMOTO	26.322	D.SANCHIS	27.191	F.SALAC	26.289	26	D.SANCHIS	1'49.377	1'49.377 (26)
27	J.DIXON	30.024	D.SANCHIS	26.348	A.ARENAS	27.263	A.ARENAS	26.463	27	A.ARENAS	1'49.717	1'49.747 (27)
29	A.OGURA		Z.VD GOORBER		Z.VD GOORBER		Z.VD GOORBER		-1	A.OGURA		(-1)

These data/results cannot be reproduced, stored and/or transmitted in whole or in part by any manner of electronic, mechanical, photocopying, recording, broadcasting or otherwise now known or herein after developed without the previous express consent by the copyright owner, except for reproduction in daily press and regular printed publications on sale to the public within 60 days of the event related to those data/results and always provided that copyright symbol appears together as follows below.
© DORNA, 2023

Official MotoGP Timing by  TISSOT
www.motogp.com






4806 m.

GRAN PREMIO MICHELIN® DE LA REPÚBLICA ARGENTINA

Practice Nr. 3

Fastest Laps Sequence

Moto2™

<i>Practice Time</i>	 <i>Rider</i>	<i>Nation</i>	<i>Motorcycle</i>	<i>Time</i>	<i>Km/h</i>	<i>Rider's Lap</i>
4'08.844	21 Alonso LOPEZ	SPA	BOSCOSCURO	1'56.001	149.1	2
6'00.653	21 Alonso LOPEZ	SPA	BOSCOSCURO	1'51.809	154.7	3
7'50.915	21 Alonso LOPEZ	SPA	BOSCOSCURO	1'50.262	156.9	4
9'38.999	21 Alonso LOPEZ	SPA	BOSCOSCURO	1'48.084	160.0	5
11'26.447	21 Alonso LOPEZ	SPA	BOSCOSCURO	1'47.448	161.0	6
15'02.702	21 Alonso LOPEZ	SPA	BOSCOSCURO	1'46.897	161.8	8
16'48.881	21 Alonso LOPEZ	SPA	BOSCOSCURO	1'46.179	162.9	9
20'28.567	21 Alonso LOPEZ	SPA	BOSCOSCURO	1'45.580	163.8	11
22'13.746	21 Alonso LOPEZ	SPA	BOSCOSCURO	1'45.179	164.4	12
27'30.190	21 Alonso LOPEZ	SPA	BOSCOSCURO	1'44.940	164.8	15

These data/results cannot be reproduced, stored and/or transmitted in whole or in part by any manner of electronic, mechanical, photocopying, recording, broadcasting or otherwise now known or herein after developed without the previous express consent by the copyright owner, except for reproduction in daily press and regular printed publications on sale to the public within 60 days of the event related to those data/results and always provided that copyright symbol appears together as follows below.

© DORNA, 2023