

5513 m.

RED BULL GRAND PRIX OF THE AMERICAS

Race

Classification after 16 laps = 88.208 km

29

Pos		Rider	Nation	Team	Motorcycle	Total Time	Km/h	Gap
1	25	37 Pedro ACOSTA	SPA	Red Bull KTM Ajo	KALEX	34'42.879	152.4	
2	20	14 Tony ARBOLINO	ITA	Elf Marc VDS Racing Team	KALEX	34'43.025	152.4	0.146
3	16	64 Bo BENDSNEYDER	NED	Pertamina Mandalika SAG Team	KALEX	34'48.730	152.0	5.851
4	13	52 Jeremy ALCOBA	SPA	QJMOTOR Gresini Moto2	KALEX	34'48.928	152.0	6.049
5	11	12 Filip SALAC	CZE	QJMOTOR Gresini Moto2	KALEX	34'50.341	151.9	7.462
6	10	54 Fermín ALDEGUER	SPA	Beta Tools SpeedUp	BOSCOSCURO	34'50.547	151.8	7.668
7	9	21 Alonso LOPEZ	SPA	Beta Tools SpeedUp	BOSCOSCURO	34'50.594	151.8	7.715
8	8	40 Aron CANET	SPA	Pons Wegow Los40	KALEX	34'50.957	151.8	8.078
9	7	13 Celestino VIETTI	ITA	Fantic Racing	KALEX	34'53.993	151.6	11.114
10	6	18 Manuel GONZALEZ	SPA	Correos Prepago Yamaha VR46 M	KALEX	34'55.440	151.5	12.561
11	5	35 Somkiat CHANTRA	THA	IDEMITSU Honda Team Asia	KALEX	34'56.486	151.4	13.607
12	4	75 Albert ARENAS	SPA	Red Bull KTM Ajo	KALEX	34'56.880	151.4	14.001
13	3	22 Sam LOWES	GBR	Elf Marc VDS Racing Team	KALEX	35'02.933	151.0	20.054
14	2	71 Dennis FOGGIA	ITA	Italtrans Racing Team	KALEX	35'05.869	150.7	22.990
15	1	79 Ai OGURA	JPN	IDEMITSU Honda Team Asia	KALEX	35'11.699	150.3	28.820
16		16 Joe ROBERTS	USA	Italtrans Racing Team	KALEX	35'14.772	150.1	31.893
17		84 Zonta VD GOORBERGH	NED	Fieten Olie Racing GP	KALEX	35'17.613	149.9	34.734
18		4 Sean Dylan KELLY	USA	American Racing	KALEX	35'17.813	149.9	34.934
19		33 Rory SKINNER	GBR	American Racing	KALEX	35'25.419	149.4	42.540
20		72 Borja GOMEZ	SPA	Fantic Racing	KALEX	35'32.852	148.8	49.973
21		28 Izan GUEVARA	SPA	Asterius GASGAS Aspar M2	KALEX	35'34.349	148.7	51.470
22		98 David SANCHIS	SPA	Forward Team	FORWARD	35'48.103	147.8	1'05.224
23		2 Soichiro MINAMIMOTO	JPN	Correos Prepago Yamaha VR46 M	KALEX	36'27.326	145.1	1'44.447
Not classified								
		11 Sergio GARCIA	SPA	Pons Wegow Los40	KALEX	20'11.940	147.3	7 laps
		24 Marcos RAMIREZ	SPA	Forward Team	FORWARD	18'02.159	146.7	8 laps
		7 Barry BALTUS	BEL	Fieten Olie Racing GP	KALEX	15'13.644	152.0	9 laps
		19 Lorenzo DALLA PORTA	ITA	Pertamina Mandalika SAG Team	KALEX	6'41.943	148.1	13 laps
		3 Lukas TULOVIC	GER	Liqui Moly Husqvarna Intact GP	KALEX			
Not started								
		96 Jake DIXON	GBR	Asterius GASGAS Aspar M2	KALEX			

The results are provisional until the end of the limit for protest and appeals.

Time limit for protest expires 30' after publication of the results - Time:

These data/results cannot be reproduced, stored and/or transmitted in whole or in part by any manner of electronic, mechanical, photocopying, recording, broadcasting or otherwise now known or herein after developed without the previous express consent by the copyright owner, except for reproduction in daily press and regular printed publications on sale to the public within 60 days of the event related to those data/results and always provided that copyright symbol appears together as follows below.

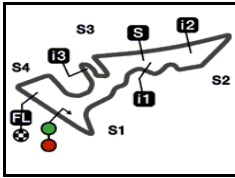
© DORNA, 2023

Official MotoGP Timing by TISSOT
www.motogp.com

Austin, Sunday, April 16, 2023

Page 1 of 2






5513 m.

RED BULL GRAND PRIX OF THE AMERICAS
Race
Classification after 16 laps = 88.208 km

29

Pos	 Rider	Nation	Team	Motorcycle	Total Time	Km/h	Gap
-----	---	--------	------	------------	------------	------	-----

Race condition: Dry
 Air: 19°
 Humidity: 35%
 Ground: 36°

Pole Position:		Celestino VIETTI	2'09.432	153.3 Km/h
Fastest Lap:	Lap 6	Jeremy ALCOBA	2'09.465	153.2 Km/h
Best Race Lap:	2022	Aron CANET	2'09.312	153.4 Km/h
All Time Lap Record:	2022	Cameron BEAUBIER	2'08.751	154.1 Km/h

- 12:00'00
- 12:15'00
- 12:16'07 Jake DIXON
- 12:18'20
- 12:18'21 Jake DIXON
- 12:19'09 Lukas TULOVIC
- 12:20'11 -
- 12:27'08 Lorenzo DALLA PORTA
- 12:34'29 Barry BALTUS
- 12:36'22 Marcos RAMIREZ
- 12:37'29 **Dennis FOGGIA**
- 12:38'31 Sergio GARCIA

- SIGHTING LAP START**
- WARM UP LAP START**
- crashed out on warm up lap
- RACE START**
- did not start
- crashed out - Rider OK
- No jump starts**
- crashed out - Rider OK
- crashed out - Rider OK
- entered pits and retired
- track limits warning**
- entered pits and retired

The results are provisional until the end of the limit for protest and appeals.

Time limit for protest expires 30' after publication of the results - Time:

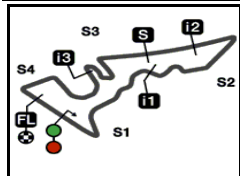
These data/results cannot be reproduced, stored and/or transmitted in whole or in part by any manner of electronic, mechanical, photocopying, recording, broadcasting or otherwise now known or herein after developed without the previous express consent by the copyright owner, except for reproduction in daily press and regular printed publications on sale to the public within 60 days of the event related to those data/results and always provided that copyright symbol appears together as follows below.

© DORNA, 2023

Official MotoGP Timing by **TISSOT**
 www.motogp.com

Austin, Sunday, April 16, 2023





5513 m.

RED BULL GRAND PRIX OF THE AMERICAS

World Championship Classification

30

Rider		Points	Leader	Previous	POR	ARG	AME	SPA	FRA	ITA	GER	NED	KAZ	GBR	AUT	CAT	RSM	IND	JPN	INA	AUS	THA	MAL	QAT	VAL
1 ARBOLINO Tony	ITA	61			16	25	20																		
2 ACOSTA Pedro	SPA	54	7	7	25	4	25																		
3 CANET Aron	SPA	41	20	13	20	13	8																		
4 SALAC Filip	CZE	33	28	8	13	9	11																		
5 LOPEZ Alonso	SPA	29	32	4	-	20	9																		
6 DIXON Jake	GBR	26	35	3	10	16	-																		
7 GONZALEZ Manuel	SPA	22	39	4	11	5	6																		
8 CHANTRA Somkiat	THA	20	41	2	7	8	5																		
9 ALCOBA Jeremy	SPA	19	42	1	6	0	13																		
10 ARENAS Albert	SPA	19	42	0	8	7	4																		
11 LOWES Sam	GBR	18	43	1	9	6	3																		
12 BENDSNEYDER Bo	NED	16	45	2	-	0	16																		
13 VIETTI Celestino	ITA	15	46	1	5	3	7																		
14 ALDEGUER Fermín	SPA	14	47	1	3	1	10																		
15 GARCIA Sergio	SPA	12	49	2	1	11	-																		
16 BINDER Darryn	RSA	10	51	2	0	10	-																		
17 BALTUS Barry	BEL	4	57	6	4	0	-																		
18 ROBERTS Joe	USA	4	57	0	2	2	0																		
19 FOGGIA Dennis	ITA	2	59	2	0	0	2																		
20 OGURA Ai	JPN	1	60	1	-	-	1																		
21 TORRES Jordi	SPA	0	61	1	0	0	-																		
22 VD GOORBERGH Zonta	NED	0	61	0	-	0	0																		

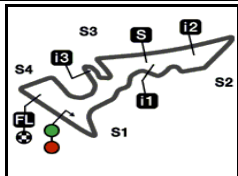
These data/results cannot be reproduced, stored and/or transmitted in whole or in part by any manner of electronic, mechanical, photocopying, recording, broadcasting or otherwise now known or herein after developed without the previous express consent by the copyright owner, except for reproduction in daily press and regular printed publications on sale to the public within 60 days of the event related to those data/results and always provided that copyright symbol appears together as follows below.
© DORNA, 2023

Official MotoGP Timing by 
www.motogp.com

Austin, Sunday, April 16, 2023

Page 1 of 3





5513 m.

RED BULL GRAND PRIX OF THE AMERICAS

World Championship Classification

30

Rider		Points	Leader	Previous	POR	ARG	AME	SPA	FRA	ITA	GER	NED	KAZ	GBR	AUT	CAT	RSM	IND	JPN	INA	AUS	THA	MAL	QAT	VAL
23	GOMEZ Borja	SPA	0	61	0	0	0	0																	
24	KELLY Sean Dylan	USA	0	61	0	0	-	0																	
25	SKINNER Rory	GBR	0	61	0	0	-	0																	
26	DALLA PORTA Lorenzo	ITA	0	61	0	0	0	-																	
27	MINAMIMOTO Soichiro	JPN	0	61	0	-	0	0																	
28	RAMIREZ Marcos	SPA	0	61	0	0	0	-																	
29	GUEVARA Izan	SPA	0	61	0	-	-	0																	
30	SANCHIS David	SPA	0	61	0	-	-	0																	

Constructor		Points	Leader	Previous	POR	ARG	AME	SPA	FRA	ITA	GER	NED	KAZ	GBR	AUT	CAT	RSM	IND	JPN	INA	AUS	THA	MAL	QAT	VAL
1	KALEX	75			25	25	25																		
2	BOSCOSCURO	33	42	42	3	20	10																		

Team		Points	Leader	Previous	POR	ARG	AME	SPA	FRA	ITA	GER	NED	KAZ	GBR	AUT	CAT	RSM	IND	JPN	INA	AUS	THA	MAL	QAT	VAL
1	ELF MARC VDS RACING TEAM	79			25	31	23																		
2	RED BULL KTM AJO	73	6	6	33	11	29																		
3	PONS WEGOW LOS40	53	26	20	21	24	8																		
4	GRESINI RACING MOTO2	52	27	1	19	9	24																		
5	BETA TOOLS SPEEDUP	43	36	9	3	21	19																		
6	ASTERIUS GASGAS ASPAR M2	26	53	17	10	16	-																		

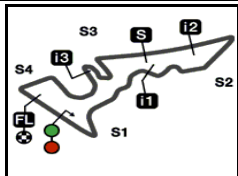
These data/results cannot be reproduced, stored and/or transmitted in whole or in part by any manner of electronic, mechanical, photocopying, recording, broadcasting or otherwise now known or herein after developed without the previous express consent by the copyright owner, except for reproduction in daily press and regular printed publications on sale to the public within 60 days of the event related to those data/results and always provided that copyright symbol appears together as follows below.
© DORNA, 2023

Official MotoGP Timing by **TISSOT**
www.motogp.com

Austin, Sunday, April 16, 2023

Page 2 of 3





5513 m.

RED BULL GRAND PRIX OF THE AMERICAS

World Championship Classification

30

Team	Points	Leader	Previous	POR	ARG	AME	SPA	FRA	ITA	GER	NED	KAZ	GBR	AUT	CAT	RSM	IND	JPN	INA	AUS	THA	MAL	QAT	VAL
7 CORREOS PREPAGO YAMAHA VR46 M	22	57	4	11	5	6																		
8 IDEMITSU HONDA TEAM ASIA	21	58	1	7	8	6																		
9 PERTAMINA MANDALIKA SAG TEAM	16	63	5	-	-	16																		
10 FANTIC RACING	15	64	1	5	3	7																		
11 LIQUI MOLY HUSQVARNA INTACT GP	10	69	5	-	10	-																		
12 ITALTRANS RACING TEAM	6	73	4	2	2	2																		
13 FIETEN OLIE RACING GP	4	75	2	4	-	-																		

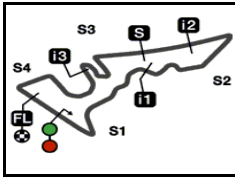
These data/results cannot be reproduced, stored and/or transmitted in whole or in part by any manner of electronic, mechanical, photocopying, recording, broadcasting or otherwise now known or herein after developed without the previous express consent by the copyright owner, except for reproduction in daily press and regular printed publications on sale to the public within 60 days of the event related to those data/results and always provided that copyright symbol appears together as follows below.
© DORNA, 2023

Official MotoGP Timing by TISSOT
www.motogp.com

Austin, Sunday, April 16, 2023

Page 3 of 3





5513 m.

RED BULL GRAND PRIX OF THE AMERICAS
Race
Lap Chart

31

Pos	1	2	3	4	5	6	7	8	9	10	11	12	13	14	15	16	17	18	19	20	21	22	23	24	25	26	27	28	29
Grid	13	37	12	64	21	96	40	14	18	52	54	7	75	71	35	16	79	22	19	11	84	4	3	33	24	72	28	98	2

1	37	14	21	40	12	54	52	13	16	64	7	18	75	35	79	71	11	22	4	24	84	33	28	19	72	98	2				
2	37	21	14	40	12	52	54	13	7	16	75	18	35	64	11	79	71	22	4	84	33	19	72	28	24	98	2				
3	21	14	40	37	12	52	54	7	13	16	75	18	35	64	11	71	22	4	79	84	33	19	72	28	24	98	2				
4	21	14	37	40	12	52	54	7	13	75	16	64	18	35	11	71	22	79	4	84	33	72	24	28	98	2					
5	14	21	37	40	12	52	7	54	13	75	64	16	18	35	11	71	22	79	4	84	33	72	24	28	98	2					
6	14	37	21	40	52	12	7	54	13	64	75	18	16	35	11	71	22	4	79	84	33	72	24	28	98	2					
7	14	37	40	52	7	21	12	54	64	13	75	18	35	16	71	11	22	4	79	84	33	72	24	98	28	2					
8	14	37	40	52	54	12	21	64	13	75	35	18	71	16	22	79	84	4	33	72	11	98	28	24	2						
9	14	37	40	52	54	12	21	64	13	75	35	18	16	71	22	79	4	84	33	72	28	98	11	2							
10	14	37	40	54	52	12	21	64	75	13	35	18	16	71	22	79	4	84	33	72	28	98	2								
L	11	14	37	54	40	52	12	21	64	13	75	18	35	16	71	22	79	4	84	33	72	28	98	2							
a	12	14	37	54	52	40	12	21	64	13	75	18	35	71	22	16	79	84	4	33	72	28	98	2							
P	13	14	37	54	52	40	12	64	21	13	18	75	35	71	22	16	79	84	4	33	72	28	98	2							
S	14	14	37	54	52	40	12	64	21	13	75	18	35	22	71	16	79	4	84	33	72	28	98	2							
15	14	37	54	40	52	64	12	21	13	18	75	35	22	71	79	16	4	84	33	72	28	98	2								
16	37	14	64	52	12	54	21	40	13	18	35	75	22	71	79	16	84	4	33	72	28	98	2								

Winner Lapped rider

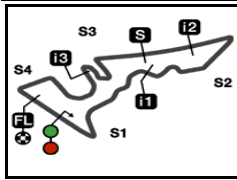
These data/results cannot be reproduced, stored and/or transmitted in whole or in part by any manner of electronic, mechanical, photocopying, recording, broadcasting or otherwise now known or herein after developed without the previous express consent by the copyright owner, except for reproduction in daily press and regular printed publications on sale to the public within 60 days of the event related to those data/results and always provided that copyright symbol appears together as follows below.

© DORNA, 2023

Official MotoGP Timing by TISSOT
 www.motogp.com

Austin, Sunday, April 16, 2023





5513 m.

RED BULL GRAND PRIX OF THE AMERICAS

Race

Fastest Lap of Each Rider

32

	Rider	Nation	Team	Motorcycle	Time	Lap Total	Gap
1	52 Jeremy ALCOBA	SPA	QJMOTOR Gresini Moto2	KALEX	2'09.465	6 16	
2	37 Pedro ACOSTA	SPA	Red Bull KTM Ajo	KALEX	2'09.483	8 16	0.018 0.018
3	14 Tony ARBOLINO	ITA	Elf Marc VDS Racing Team	KALEX	2'09.504	8 16	0.039 0.021
4	7 Barry BALTUS	BEL	Fieten Olie Racing GP	KALEX	2'09.581	6 7	0.116 0.077
5	64 Bo BENDSNEYDER	NED	Pertamina Mandalika SAG Team	KALEX	2'09.747	12 16	0.282 0.166
6	54 Fermín ALDEGUER	SPA	Beta Tools SpeedUp	BOSCOSCURO	2'09.771	6 16	0.306 0.024
7	40 Aron CANET	SPA	Pons Wegow Los40	KALEX	2'09.828	6 16	0.363 0.057
8	21 Alonso LOPEZ	SPA	Beta Tools SpeedUp	BOSCOSCURO	2'09.866	3 16	0.401 0.038
9	12 Filip SALAC	CZE	QJMOTOR Gresini Moto2	KALEX	2'09.902	9 16	0.437 0.036
10	35 Somkiat CHANTRA	THA	IDEMITSU Honda Team Asia	KALEX	2'09.934	7 16	0.469 0.032
11	71 Dennis FOGGIA	ITA	Italtrans Racing Team	KALEX	2'10.166	6 16	0.701 0.232
12	75 Albert ARENAS	SPA	Red Bull KTM Ajo	KALEX	2'10.204	2 16	0.739 0.038
13	22 Sam LOWES	GBR	Elf Marc VDS Racing Team	KALEX	2'10.218	6 16	0.753 0.014
14	13 Celestino VIETTI	ITA	Fantic Racing	KALEX	2'10.222	11 16	0.757 0.004
15	18 Manuel GONZALEZ	SPA	Correos Prepagó Yamaha VR46 Ma	KALEX	2'10.249	6 16	0.784 0.027
16	11 Sergio GARCIA	SPA	Pons Wegow Los40	KALEX	2'10.268	3 9	0.803 0.019
17	16 Joe ROBERTS	USA	Italtrans Racing Team	KALEX	2'10.681	3 16	1.216 0.413
18	79 Ai OGURA	JPN	IDEMITSU Honda Team Asia	KALEX	2'10.952	5 16	1.487 0.271
19	84 Zonta VD GOORBERGH	NED	Fieten Olie Racing GP	KALEX	2'11.012	6 16	1.547 0.060
20	4 Sean Dylan KELLY	USA	American Racing	KALEX	2'11.015	5 16	1.550 0.003
21	72 Borja GOMEZ	SPA	Fantic Racing	KALEX	2'11.401	3 16	1.936 0.386
22	33 Rory SKINNER	GBR	American Racing	KALEX	2'11.488	4 16	2.023 0.087
23	19 Lorenzo DALLA PORTA	ITA	Pertamina Mandalika SAG Team	KALEX	2'11.663	3 3	2.198 0.175
24	24 Marcos RAMIREZ	SPA	Forward Team	FORWARD	2'11.851	3 8	2.386 0.188
25	28 Izan GUEVARA	SPA	Asterius GASGAS Aspar M2	KALEX	2'11.913	3 16	2.448 0.062
26	98 David SANCHIS	SPA	Forward Team	FORWARD	2'13.012	3 16	3.547 1.099
27	2 Soichiro MINAMIMOTO	JPN	Correos Prepagó Yamaha VR46 Ma	KALEX	2'15.694	13 16	6.229 2.682

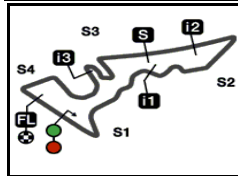
These data/results cannot be reproduced, stored and/or transmitted in whole or in part by any manner of electronic, mechanical, photocopying, recording, broadcasting or otherwise now known or herein after developed without the previous express consent by the copyright owner, except for reproduction in daily press and regular printed publications on sale to the public within 60 days of the event related to those data/results and always provided that copyright symbol appears together as follows below.

© DORNA, 2023

Official MotoGP Timing by TISSOT
www.motogp.com

Austin, Sunday, April 16, 2023



5513 m.

RED BULL GRAND PRIX OF THE AMERICAS

After the Race

Event Best Maximum Speed

33



Rider	Nation	Team	Motorcycle	Km/h	
16 Joe ROBERTS	USA	Italtrans Racing Team	KALEX	293.4	Race
18 Manuel GONZALEZ	SPA	Correos Prepagó Yamaha VR46 M	KALEX	292.6	Race
7 Barry BALTUS	BEL	Fieten Olie Racing GP	KALEX	292.6	Race
12 Filip SALAC	CZE	QJMOTOR Gresini Moto2	KALEX	291.8	Race
71 Dennis FOGGIA	ITA	Italtrans Racing Team	KALEX	291.8	Race
52 Jeremy ALCOBA	SPA	QJMOTOR Gresini Moto2	KALEX	291.8	Race
11 Sergio GARCIA	SPA	Pons Wegow Los40	KALEX	291.8	Race
37 Pedro ACOSTA	SPA	Red Bull KTM Ajo	KALEX	290.3	Race
75 Albert ARENAS	SPA	Red Bull KTM Ajo	KALEX	290.3	Race
19 Lorenzo DALLA PORTA	ITA	Pertamina Mandalika SAG Team	KALEX	290.3	Race
21 Alonso LOPEZ	SPA	Beta Tools SpeedUp	BOSCOSCURO	290.3	Race
84 Zonta VD GOORBERGH	NED	Fieten Olie Racing GP	KALEX	289.5	Race
79 Ai OGURA	JPN	IDEMITSU Honda Team Asia	KALEX	289.5	Race
28 Izan GUEVARA	SPA	Asterius GASGAS Aspar M2	KALEX	288.7	Race
4 Sean Dylan KELLY	USA	American Racing	KALEX	288.7	Race
35 Somkiat CHANTRA	THA	IDEMITSU Honda Team Asia	KALEX	288.7	Race
64 Bo BENDSNEYDER	NED	Pertamina Mandalika SAG Team	KALEX	288.7	Race
72 Borja GOMEZ	SPA	Fantic Racing	KALEX	288.7	Race
13 Celestino VIETTI	ITA	Fantic Racing	KALEX	288.0	Race
14 Tony ARBOLINO	ITA	Elf Marc VDS Racing Team	KALEX	288.0	Race
22 Sam LOWES	GBR	Elf Marc VDS Racing Team	KALEX	288.0	Race
24 Marcos RAMIREZ	SPA	Forward Team	FORWARD	287.2	Race
54 Fermín ALDEGUER	SPA	Beta Tools SpeedUp	BOSCOSCURO	287.2	Race
15 Darryn BINDER	RSA	Liqui Moly Husqvarna Intact GP	KALEX	287.2	Practice Nr. 1
40 Aron CANET	SPA	Pons Wegow Los40	KALEX	286.4	Race
33 Rory SKINNER	GBR	American Racing	KALEX	284.2	Race
96 Jake DIXON	GBR	Asterius GASGAS Aspar M2	KALEX	284.2	Practice Nr. 1
2 Soichiro MINAMIMOTO	JPN	Correos Prepagó Yamaha VR46 M	KALEX	282.7	Race
3 Lukas TULOVIC	GER	Liqui Moly Husqvarna Intact GP	KALEX	281.9	Practice Nr. 1
98 David SANCHIS	SPA	Forward Team	FORWARD	280.5	Race

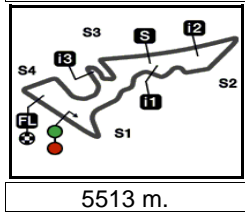
These data/results cannot be reproduced, stored and/or transmitted in whole or in part by any manner of electronic, mechanical, photocopying, recording, broadcasting or otherwise now known or herein after developed without the previous express consent by the copyright owner, except for reproduction in daily press and regular printed publications on sale to the public within 60 days of the event related to those data/results and always provided that copyright symbol appears together as follows below.

© DORNA, 2023

Official MotoGP Timing by TISSOT
www.motogp.com

Austin, Sunday, April 16, 2023





RED BULL GRAND PRIX OF THE AMERICAS
Race
Chronological Analysis of Performances

34

* Lap / Sector time cancelled T1 Time from finish line to 1st intermediate T3 Time from 2nd intermed. to 3rd intermed.
P Crossing the finish line in pit lane T2 Time from 1st intermed. to 2nd intermed. T4 Time from 3rd intermediate to finish line

Lap	Lap Time	T1	T2	T3	T4	Speed	Lap	Lap Time	T1	T2	T3	T4	Speed
1st 37 Pedro ACOSTA Red Bull KTM Ajo SPA							4th 52 Jeremy ALCOBA QJMOTOR Gresini M SPA						
Runs=1 Total laps=16 Full laps=15 Valid laps=15							Runs=1 Total laps=16 Full laps=15 Valid laps=15						
1	2'11.669	37.450	32.128	32.557	29.534	284.2	1	2'13.132	38.703	32.472	32.523	29.434	291.8
2	2'10.182	36.733	31.773	32.356	29.320	283.4	2	2'10.077	36.438	31.958	32.406	29.275	289.5
3	2'11.287	36.591	31.875	33.444	29.377	284.2	3	2'10.493	36.421	32.066	32.730	29.276	289.5
4	2'09.565	36.348	31.633	32.235	29.349	288.0	4	2'10.331	36.406	32.101	32.480	29.344	286.4
5	2'09.750	36.337	31.748	32.523	29.142	284.2	5	2'09.845	36.321	31.773	32.510	29.241	286.4
6	2'09.556	36.173	31.805	32.224	29.354	285.7	6	2'09.465	36.220	31.721	32.167	29.357	291.8
7	2'09.945	36.427	31.673	32.276	29.569	285.7	7	2'10.107	36.452	31.820	32.477	29.358	285.7
8	2'09.483	36.282	31.707	32.232	29.262	289.5	8	2'10.205	36.465	31.995	32.438	29.307	284.2
9	2'10.152	36.589	31.790	32.372	29.401	286.4	9	2'10.502	36.600	31.975	32.466	29.461	287.2
10	2'10.175	36.745	31.706	32.515	29.209	290.3	10	2'10.741	37.090	31.808	32.463	29.380	286.4
11	2'09.556	36.302	31.528	32.471	29.255	289.5	11	2'10.594	36.613	31.756	32.655	29.570	287.2
12	2'10.502	36.438	31.828	32.670	29.566	287.2	12	2'09.996	36.664	31.747	32.328	29.257	284.2
13	2'09.975	36.393	31.662	32.407	29.513	290.3	13	2'10.198	36.358	31.901	32.407	29.532	286.4
14	2'11.127	37.112	31.915	32.751	29.349	281.9	14	2'10.068	36.483	31.874	32.366	29.345	286.4
15	2'10.103	36.385	31.756	32.526	29.436	284.2	15	2'11.114	37.058	32.325	32.357	29.374	288.0
16	2'09.852	36.529	31.810	32.035	29.478	288.7	16	2'12.060	36.362	32.536	32.503	30.659	276.9
2nd 14 Tony ARBOLINO Elf Marc VDS Racing ITA							5th 12 Filip SALAC QJMOTOR Gresini M CZE						
Runs=1 Total laps=16 Full laps=15 Valid laps=15							Runs=1 Total laps=16 Full laps=15 Valid laps=15						
1	2'11.869	37.566	32.137	32.723	29.443	288.0	1	2'12.400	37.960	32.175	32.806	29.459	281.9
2	2'10.794	36.629	32.348	32.282	29.535	286.4	2	2'10.515	36.631	31.888	32.602	29.394	290.3
3	2'09.984	36.564	31.724	32.286	29.410	286.4	3	2'10.306	36.546	31.960	32.483	29.317	288.0
4	2'09.752	36.498	31.667	32.136	29.451	285.7	4	2'10.163	36.637	31.813	32.457	29.256	289.5
5	2'09.666	36.467	31.703	32.249	29.247	281.9	5	2'10.221	36.272	32.159	32.548	29.242	284.9
6	2'09.712	36.348	31.862	32.095	29.407	282.7	6	2'09.970	36.281	31.781	32.559	29.349	288.0
7	2'09.991	36.415	31.725	32.231	29.620	281.2	7	2'10.568	36.592	31.997	32.598	29.381	291.8
8	2'09.504	36.273	31.671	32.128	29.432	281.2	8	2'10.767	36.641	31.930	32.331	29.865	286.4
9	2'10.253	36.629	31.729	32.295	29.600	283.4	9	2'09.902	36.551	31.612	32.389	29.350	286.4
10	2'09.872	36.668	31.680	32.168	29.356	281.9	10	2'10.322	36.633	31.876	32.487	29.326	286.4
11	2'09.722	36.418	31.601	32.302	29.401	281.9	11	2'10.573	36.617	31.793	32.677	29.486	284.9
12	2'10.330	36.529	31.854	32.416	29.531	284.9	12	2'10.780	36.943	31.901	32.584	29.352	291.1
13	2'10.167	36.578	31.699	32.342	29.548	284.9	13	2'10.338	36.679	31.880	32.423	29.356	288.0
14	2'11.121	37.390	31.996	32.360	29.375	286.4	14	2'10.384	36.431	31.808	32.509	29.636	286.4
15	2'10.151	36.467	31.773	32.449	29.462	283.4							
16	2'10.137	36.563	31.770	32.343	29.461	284.9							
3rd 64 Bo BENDSNEYDER Pertamina Mandalika NED													
Runs=1 Total laps=16 Full laps=15 Valid laps=14													
1	2'14.526	38.308	32.713	33.748	29.757	286.4							
2	2'11.595	37.494	32.107	32.477	29.517	288.0							
3	2'10.546	36.638	32.052	32.665	29.191	288.7							
4	2'10.193	36.401	31.841	32.586	29.365	286.4							
5	2'10.120	36.433	31.996	32.265	29.426	288.7							
6	2'09.912	36.498	31.900	32.126	29.388	285.7							

Fastest Lap: Jeremy ALCOBA QJMOTOR Gresini M SPA 2'09.465 36.220 31.721 32.167 29.357

These data/results cannot be reproduced, stored and/or transmitted in whole or in part by any manner of electronic, mechanical, photocopying, recording, broadcasting or otherwise now known or herein after developed without the previous express consent by the copyright owner, except for reproduction in daily press and regular printed publications on sale to the public within 60 days of the event related to those data/results and always provided that copyright symbol appears together as follows below.
© DORNA, 2023



Race

Moto2

Lap	Lap Time	T1	T2	T3	T4	Speed	Lap	Lap Time	T1	T2	T3	T4	Speed
15	2'11.865	36.621	32.253	33.500	29.491	285.7	14	2'09.838	36.281	31.712	32.434	29.411	282.7
16	2'11.267	36.674	31.819	32.697	30.077	288.0	15	2'10.098	36.496	31.989	32.312	29.301	284.2
6th 54 Fermin ALDEGUER Beta Tools SpeedUp SPA Runs=1 Total laps=16 Full laps=15 Valid laps=15							9th 13 Celestino VIETTI Fantic Racing ITA Runs=1 Total laps=16 Full laps=15 Valid laps=15						
1	2'12.896	38.475	32.226	32.769	29.426	280.5	1	2'13.543	38.269	32.578	33.133	29.563	285.7
2	2'10.556	36.570	31.931	32.731	29.324	284.2	2	2'10.922	36.845	32.141	32.472	29.464	285.7
3	2'10.598	36.500	32.136	32.640	29.322	287.2	3	2'10.922	36.990	32.032	32.515	29.385	288.0
4	2'10.446	36.623	31.836	32.569	29.418	284.9	4	2'10.259	36.746	31.871	32.166	29.476	287.2
5	2'10.627	37.253	31.714	32.246	29.414	284.2	5	2'10.705	36.820	32.096	32.275	29.514	288.0
6	2'09.771	36.395	31.733	32.223	29.420	284.2	6	2'10.364	36.691	31.983	32.166	29.524	286.4
7	2'09.861	36.388	31.662	32.290	29.521	284.2	7	2'10.836	36.693	32.121	32.506	29.516	288.0
8	2'09.876	36.376	31.797	32.302	29.401	285.7	8	2'10.717	36.618	32.036	32.502	29.561	287.2
9	2'09.794	36.418	31.567	32.307	29.502	286.4	9	2'10.573	36.822	31.867	32.479	29.405	285.7
10	2'10.257	36.681	31.673	32.455	29.448	284.2	10	2'10.910	36.668	31.866	32.797	29.579	284.9
11	2'10.374	36.647	31.751	32.561	29.415	285.7	11	2'10.222	36.768	31.713	32.309	29.432	284.9
12	2'10.143	36.338	31.746	32.696	29.363	284.2	12	2'10.626	36.944	31.926	32.318	29.438	286.4
13	2'10.150	36.369	31.905	32.426	29.450	281.9	13	2'10.809	36.839	32.084	32.303	29.583	287.2
14	2'10.165	36.624	31.852	32.247	29.442	283.4	14	2'10.633	36.926	31.957	32.189	29.561	286.4
15	2'10.747	37.085	31.930	32.385	29.347	281.9	15	2'10.574	36.791	31.967	32.349	29.467	284.9
16	2'14.286	36.775	32.711	34.412	30.388	281.2	16	2'11.378	37.030	32.151	32.380	29.817	287.2
7th 21 Alonso LOPEZ Beta Tools SpeedUp SPA Runs=1 Total laps=16 Full laps=15 Valid laps=15							10th 18 Manuel GONZALEZ Correos Prepagos Yam SPA Runs=1 Total laps=16 Full laps=15 Valid laps=15						
1	2'11.971	37.286	32.163	32.819	29.703	277.6	1	2'14.739	38.517	32.594	33.277	30.351	291.8
2	2'10.059	36.659	31.806	32.309	29.285	282.7	2	2'10.725	36.748	31.930	32.480	29.567	290.3
3	2'09.866	36.583	31.848	32.233	29.202	287.2	3	2'10.695	36.554	31.836	32.831	29.474	290.3
4	2'10.254	36.495	31.910	32.403	29.446	279.7	4	2'11.094	36.549	31.937	32.944	29.664	284.9
5	2'10.195	36.386	32.150	32.435	29.224	285.7	5	2'10.386	36.422	31.774	32.625	29.565	292.6
6	2'10.115	36.563	31.886	32.366	29.300	284.9	6	2'10.249	36.447	31.800	32.570	29.432	291.8
7	2'11.542	37.595	31.894	32.660	29.393	287.2	7	2'10.260	36.431	31.760	32.416	29.653	287.2
8	2'11.284	36.637	31.802	33.227	29.618	284.9	8	2'10.894	36.743	32.124	32.563	29.464	287.2
9	2'10.344	36.594	31.852	32.303	29.595	285.7	9	2'10.779	36.686	31.946	32.536	29.611	291.8
10	2'10.895	36.671	31.957	32.722	29.545	284.2	10	2'10.512	36.622	31.800	32.649	29.441	290.3
11	2'10.806	36.614	31.893	32.809	29.490	281.2	11	2'10.744	36.762	31.865	32.585	29.532	288.7
12	2'10.385	36.611	31.895	32.503	29.376	284.9	12	2'10.328	36.593	31.852	32.447	29.436	288.0
13	2'10.561	36.943	31.799	32.407	29.412	290.3	13	2'10.699	36.723	31.737	32.601	29.638	284.9
14	2'10.369	36.606	31.746	32.364	29.653	286.4	14	2'11.624	37.152	32.322	32.539	29.611	285.7
15	2'10.792	36.593	31.913	32.643	29.643	284.9	15	2'10.958	36.749	32.039	32.502	29.668	282.7
16	2'11.156	36.736	31.767	32.542	30.111	288.7	16	2'10.754	36.874	31.798	32.418	29.664	285.7
8th 40 Aron CANET Pons Wegow Los40 SPA Runs=1 Total laps=16 Full laps=15 Valid laps=15							11th 35 Somkiat CHANTRA IDEMITSU Honda Tea THA Runs=1 Total laps=16 Full laps=15 Valid laps=15						
1	2'12.269	38.109	32.315	32.479	29.366	279.0	1	2'15.062	39.218	32.777	33.203	29.864	288.7
2	2'10.527	36.530	31.908	32.582	29.507	284.2	2	2'10.899	36.876	32.028	32.431	29.564	285.7
3	2'10.131	36.485	32.045	32.306	29.295	286.4	3	2'10.515	36.670	31.910	32.456	29.479	288.0
4	2'10.239	36.689	31.880	32.374	29.296	285.7	4	2'10.951	36.910	31.855	32.491	29.695	288.0
5	2'10.091	36.342	32.042	32.507	29.200	281.9	5	2'10.382	36.580	31.761	32.495	29.546	288.0
6	2'09.828	36.145	31.871	32.315	29.497	284.9	6	2'10.540	36.939	31.804	32.412	29.385	288.0
7	2'10.103	36.332	31.892	32.445	29.434	279.7	7	2'09.934	36.490	31.620	32.319	29.505	287.2
8	2'10.261	36.371	31.920	32.472	29.498	279.7	8	2'10.545	36.395	32.059	32.601	29.490	287.2
9	2'10.567	36.590	32.042	32.431	29.504	281.2	9	2'10.785	36.748	31.971	32.508	29.558	287.2
10	2'10.429	36.528	31.913	32.505	29.483	279.0	10	2'10.560	36.694	31.843	32.547	29.476	288.0
11	2'10.960	36.534	31.923	32.856	29.647	279.7	11	2'11.290	36.744	31.883	32.811	29.852	286.4
12	2'10.924	37.096	31.898	32.341	29.589	286.4	12	2'10.740	36.699	32.127	32.513	29.401	286.4
13	2'10.292	36.608	31.882	32.353	29.449	284.9							

Fastest Lap: Jeremy ALCOBA QJMOTOR Gresini M SPA **2'09.465** 36.220 31.721 32.167 29.357

These data/results cannot be reproduced, stored and/or transmitted in whole or in part by any manner of electronic, mechanical, photocopying, recording, broadcasting or otherwise now known or herein after developed without the previous express consent by the copyright owner, except for reproduction in daily press and regular printed publications on sale to the public within 60 days of the event related to those data/results and always provided that copyright symbol appears together as follows below.
 © DORNA, 2023



Race

Moto2

Lap	Lap Time	T1	T2	T3	T4	Speed	Lap	Lap Time	T1	T2	T3	T4	Speed
13	2'10.623	36.752	31.878	32.492	29.501	288.0	12	2'11.605	36.633	31.916	33.239	29.817	290.3
14	2'11.352	36.938	32.111	32.647	29.656	288.0	13	2'11.768	37.133	32.024	32.705	29.906	286.4
15	2'11.062	36.922	31.977	32.576	29.587	288.0	14	2'12.106	37.314	32.085	32.886	29.821	289.5
16	2'11.246	36.764	31.993	32.450	30.039	288.7	15	2'12.123	36.904	32.108	32.922	30.189	288.0
							16	2'13.055	37.220	32.284	33.177	30.374	287.2

12th 75 Albert ARENAS Red Bull KTM Ajo SPA
Runs=1 Total laps=16 Full laps=15 Valid laps=15

1	2'14.908	38.877	32.699	33.279	30.053	288.7
2	2'10.204	36.430	31.905	32.414	29.455	289.5
3	2'10.705	36.370	32.239	32.719	29.377	290.3
4	2'10.750	36.407	31.947	32.937	29.459	289.5
5	2'10.253	36.412	31.920	32.365	29.556	288.0
6	2'10.448	36.659	32.134	32.257	29.398	289.5
7	2'10.456	36.521	31.957	32.438	29.540	289.5
8	2'10.745	36.573	32.128	32.483	29.561	289.5
9	2'10.641	36.734	32.097	32.356	29.454	288.0
10	2'10.400	36.600	31.893	32.429	29.478	287.2
11	2'10.931	36.864	32.039	32.461	29.567	288.0
12	2'10.721	37.102	31.705	32.480	29.434	288.7
13	2'11.121	36.725	31.959	32.593	29.844	286.4
14	2'11.169	36.850	32.168	32.545	29.606	285.7
15	2'11.527	36.996	32.334	32.597	29.600	287.2
16	2'11.901	36.782	32.025	32.403	30.691	286.4

13th 22 Sam LOWES Elf Marc VDS Racing GBR
Runs=1 Total laps=16 Full laps=15 Valid laps=15

1	2'16.457	39.523	32.943	34.047	29.944	287.2
2	2'11.267	36.897	32.143	32.785	29.442	288.0
3	2'11.331	36.988	31.979	32.808	29.556	285.7
4	2'10.511	36.599	31.946	32.563	29.403	285.7
5	2'11.232	36.572	31.787	33.182	29.691	287.2
6	2'10.218	36.446	31.776	32.576	29.420	286.4
7	2'10.797	36.624	31.747	32.585	29.841	285.7
8	2'11.023	36.756	32.131	32.629	29.507	283.4
9	2'10.713	36.608	31.935	32.542	29.628	287.2
10	2'11.185	36.710	32.007	32.748	29.720	286.4
11	2'11.116	36.688	32.011	32.786	29.631	284.2
12	2'11.417	36.697	31.874	33.029	29.817	287.2
13	2'11.506	36.948	31.927	32.816	29.815	288.0
14	2'11.158	36.947	32.042	32.557	29.612	283.4
15	2'11.440	36.609	31.818	33.422	29.591	284.9
16	2'11.562	36.835	32.022	32.857	29.848	285.7

14th 71 Dennis FOGGIA Italtrans Racing Team ITA
Runs=1 Total laps=16 Full laps=15 Valid laps=12

1	2'15.746	39.354	32.762	33.752	29.878	290.3
2	2'11.829 *	37.028	32.400	32.753	29.648*	291.8
3	2'10.590	36.709	31.884	32.543	29.454	288.0
4	2'10.860	36.647	32.128	32.494	29.591	287.2
5	2'10.297	36.543	31.887	32.501	29.366	288.0
6	2'10.166	36.546	31.726	32.420	29.474	289.5
7	2'10.864	36.598	31.989	32.658	29.619	285.7
8	2'10.876 *	36.501	31.982*	32.646	29.747	290.3
9	2'11.501 *	36.650	32.187*	32.629	30.035	287.2
10	2'11.231	36.881	32.039	32.696	29.615	288.7
11	2'11.252	36.721	32.031	32.892	29.608	287.2

15th 79 Ai OGURA IDEMITSU Honda Tea JPN
Runs=1 Total laps=16 Full laps=15 Valid laps=15

1	2'15.581	39.496	32.709	33.470	29.906	287.2
2	2'11.906	37.061	32.150	32.950	29.745	285.7
3	2'12.148	37.025	32.292	33.120	29.711	289.5
4	2'11.350	36.854	32.019	32.831	29.646	284.2
5	2'10.952	36.684	31.988	32.610	29.670	284.2
6	2'11.756	36.743	32.303	32.983	29.727	279.7
7	2'11.986	36.998	32.218	33.056	29.714	266.6
8	2'12.337	37.007	32.710	32.868	29.752	279.7
9	2'11.733	37.053	32.173	32.791	29.716	281.2
10	2'11.367	36.849	32.060	32.768	29.690	280.5
11	2'11.361	36.966	31.992	32.754	29.649	279.7
12	2'11.768	36.893	32.145	33.005	29.725	280.5
13	2'11.966	37.005	32.268	32.966	29.727	280.5
14	2'11.718	36.811	32.172	32.978	29.757	281.2
15	2'11.964	36.863	32.230	33.167	29.704	287.2
16	2'11.806	36.774	32.186	32.892	29.954	283.4

16th 16 Joe ROBERTS Italtrans Racing Team USA
Runs=1 Total laps=16 Full laps=15 Valid laps=15

1	2'14.251	38.827	32.557	33.132	29.735	289.5
2	2'10.749	36.631	32.104	32.461	29.553	289.5
3	2'10.681	36.663	32.135	32.476	29.407	293.4
4	2'10.964	36.656	32.076	32.533	29.699	288.0
5	2'10.834	36.524	32.017	32.724	29.569	289.5
6	2'10.744	36.377	31.992	32.581	29.794	291.1
7	2'11.211	36.761	32.031	32.543	29.876	286.4
8	2'12.326	36.825	32.111	33.668	29.722	284.2
9	2'10.905	36.640	31.945	32.640	29.680	287.2
10	2'11.104	36.815	31.982	32.572	29.735	283.4
11	2'11.083	36.643	32.026	32.667	29.747	282.7
12	2'14.506	36.643	32.136	35.067	30.660	284.9
13	2'13.892	37.502	32.693	33.310	30.387	283.4
14	2'13.735	37.314	32.732	33.173	30.516	280.5
15	2'13.468	37.534	32.405	33.334	30.195	282.7
16	2'14.319	37.169	32.142	34.286	30.722	284.2

17th 84 Zonta VD GOORBE Fieten Olie Racing GP NED
Runs=1 Total laps=16 Full laps=15 Valid laps=15

1	2'17.301	40.533	32.763	33.663	30.342	289.5
2	2'11.672	36.792	32.304	32.739	29.837	284.9
3	2'11.672	36.781	32.188	32.544	30.159	285.7
4	2'11.585	37.039	32.165	32.666	29.715	283.4
5	2'11.323	36.806	32.124	32.662	29.731	284.9
6	2'11.012	36.807	31.836	32.603	29.766	284.2
7	2'11.569	36.696	32.083	32.912	29.878	285.7
8	2'12.409	36.845	32.702	32.933	29.929	284.9
9	2'12.328	37.431	32.240	32.904	29.753	287.2
10	2'12.095	36.993	32.403	32.911	29.788	284.9

Fastest Lap: Jeremy ALCOBA QJMOTOR Gresini M SPA **2'09.465** 36.220 31.721 32.167 29.357

These data/results cannot be reproduced, stored and/or transmitted in whole or in part by any manner of electronic, mechanical, photocopying, recording, broadcasting or otherwise now known or herein after developed without the previous express consent by the copyright owner, except for reproduction in daily press and regular printed publications on sale to the public within 60 days of the event related to those data/results and always provided that copyright symbol appears together as follows below.
© DORNA, 2023

Race

Moto2

Lap	Lap Time	T1	T2	T3	T4	Speed	Lap	Lap Time	T1	T2	T3	T4	Speed
11	2'11.892	36.962	32.329	32.826	29.775	285.7	10	2'15.969	38.077	32.525	35.240	30.127	281.9
12	2'12.332	37.027	32.389	32.878	30.038	282.7	11	2'13.129	37.633	32.424	33.016	30.056	281.9
13	2'12.964	37.299	32.519	32.985	30.161	282.7	12	2'12.356	37.522	32.299	32.658	29.877	284.2
14	2'12.818	37.607	32.410	32.968	29.833	285.7	13	2'12.276	37.372	32.254	32.682	29.968	284.2
15	2'12.462	37.199	32.505	32.877	29.881	286.4	14	2'13.274	37.651	32.393	33.030	30.200	283.4
16	2'12.179	37.146	32.184	32.855	29.994	284.2	15	2'13.040	37.540	32.420	32.921	30.159	281.9
							16	2'13.998	37.721	32.683	33.158	30.436	283.4

18th 4 Sean Dylan KELLY American Racing USA
Runs=1 Total laps=16 Full laps=15 Valid laps=15

1	2'16.726	39.625	33.052	33.854	30.195	284.9
2	2'11.423	36.833	32.195	32.796	29.599	284.9
3	2'11.192	36.703	32.147	32.696	29.646	288.7
4	2'11.950	37.270	32.183	32.822	29.675	283.4
5	2'11.015	36.684	32.199	32.522	29.610	281.2
6	2'11.130	36.640	32.156	32.620	29.714	283.4
7	2'11.861	37.002	32.346	32.825	29.688	276.9
8	2'13.358	37.099	33.499	32.999	29.761	281.2
9	2'11.801	37.090	32.246	32.793	29.672	278.3
10	2'12.091	37.181	32.322	32.840	29.748	277.6
11	2'11.922	37.129	32.244	32.808	29.741	276.9
12	2'12.984	37.249	32.878	33.027	29.830	280.5
13	2'12.728	37.332	32.476	32.987	29.933	281.2
14	2'12.454	37.441	32.234	32.913	29.866	276.2
15	2'12.502	37.377	32.312	32.994	29.819	278.3
16	2'12.676	37.291	32.423	32.989	29.973	287.2

19th 33 Rory SKINNER American Racing GBR
Runs=1 Total laps=16 Full laps=15 Valid laps=15

1	2'17.396	40.404	33.106	33.716	30.170	284.2
2	2'12.393	37.368	32.358	32.995	29.672	281.9
3	2'11.717	37.180	32.200	32.727	29.610	279.7
4	2'11.488	37.004	32.249	32.564	29.671	280.5
5	2'11.768	37.057	32.198	32.753	29.760	281.9
6	2'12.003	36.998	32.402	32.877	29.726	279.7
7	2'12.170	37.145	32.168	33.063	29.794	278.3
8	2'12.974	37.273	32.620	32.982	30.099	279.0
9	2'12.738	37.803	32.388	32.814	29.733	280.5
10	2'12.307	37.241	32.308	32.889	29.869	277.6
11	2'12.912	37.371	32.402	33.264	29.875	276.2
12	2'12.245	37.320	32.223	32.930	29.772	279.0
13	2'12.586	37.329	32.356	32.944	29.957	277.6
14	2'12.902	37.409	32.389	33.095	30.009	278.3
15	2'13.848	37.342	33.209	33.368	29.929	272.0
16	2'13.972	37.392	32.619	33.880	30.081	279.7

20th 72 Borja GOMEZ Fantic Racing SPA
Runs=1 Total laps=16 Full laps=15 Valid laps=15

1	2'17.832	40.678	32.816	33.887	30.451	287.2
2	2'13.297	37.580	32.220	33.375	30.122	288.7
3	2'11.401	37.023	32.054	32.507	29.817	288.0
4	2'12.072	37.005	32.131	32.649	30.287	288.7
5	2'11.827	37.264	32.094	32.549	29.920	284.2
6	2'11.623	37.112	32.141	32.520	29.850	285.7
7	2'11.953	37.112	32.097	32.787	29.957	282.7
8	2'12.715	37.340	32.353	32.980	30.042	281.9
9	2'16.090	37.639	32.380	34.043	32.028	285.7

21st 28 Izan GUEVARA Asterius GASGAS As SPA
Runs=1 Total laps=16 Full laps=15 Valid laps=15

1	2'17.656	40.749	32.967	33.643	30.297	288.7
2	2'13.619	37.334	32.393	33.704	30.188	288.0
3	2'11.913	37.141	32.065	32.877	29.830	288.0
4	2'14.210	37.287	32.966	33.073	30.884	282.7
5	2'13.932	37.610	32.687	33.197	30.438	282.7
6	2'13.850	37.564	32.828	33.269	30.189	281.9
7	2'13.849	37.510	32.793	33.474	30.072	279.7
8	2'13.551	37.485	32.568	33.304	30.194	284.2
9	2'13.273	37.907	32.352	32.951	30.063	281.2
10	2'12.158	37.214	32.182	32.899	29.863	279.7
11	2'12.232	37.137	32.174	33.073	29.848	279.7
12	2'13.232	37.179	32.383	33.467	30.203	282.7
13	2'12.964	37.507	32.304	33.126	30.027	284.2
14	2'12.960	37.564	32.153	33.069	30.174	281.9
15	2'12.862	37.500	32.289	32.986	30.087	281.9
16	2'12.088	37.117	32.289	32.828	29.854	285.7

22nd 98 David SANCHIS Forward Team SPA
Runs=1 Total laps=16 Full laps=15 Valid laps=15

1	2'18.696	41.030	33.710	33.437	30.519	280.5
2	2'13.658	37.667	32.504	33.416	30.071	276.2
3	2'13.012	37.257	32.547	33.102	30.106	278.3
4	2'13.246	37.439	32.657	33.114	30.036	274.8
5	2'13.170	37.558	32.561	33.106	29.945	276.9
6	2'13.689	37.490	32.677	33.270	30.252	280.5
7	2'13.173	37.417	32.506	33.065	30.185	276.2
8	2'13.602	37.419	32.551	33.414	30.218	275.5
9	2'14.873	38.448	32.814	33.413	30.198	278.3
10	2'13.954	37.713	32.696	33.419	30.126	274.8
11	2'14.557	38.107	32.678	33.594	30.178	273.4
12	2'15.281	37.943	32.933	33.934	30.471	274.8
13	2'14.495	38.060	32.650	33.573	30.212	276.2
14	2'14.203	37.777	32.800	33.410	30.216	273.4
15	2'13.861	37.674	32.636	33.449	30.102	274.8
16	2'14.633	37.887	32.904	33.484	30.358	277.6

23rd 2 Soichiro MINAMIMO Correos Prepago Yam JPN
Runs=1 Total laps=16 Full laps=15 Valid laps=15

1	2'19.721	40.869	33.931	34.171	30.750	281.2
2	2'17.056	38.600	33.809	34.046	30.601	278.3
3	2'16.301	38.392	33.316	33.958	30.635	278.3
4	2'17.614	38.440	34.305	34.049	30.820	276.9
5	2'16.675	38.532	33.570	33.845	30.728	279.0
6	2'16.759	38.495	33.335	34.048	30.881	279.0
7	2'17.116	38.657	33.348	34.312	30.799	277.6
8	2'16.886	38.379	33.772	33.992	30.743	276.9

Fastest Lap: Jeremy ALCOBA QJMOTOR Gresini M SPA **2'09.465** 36.220 31.721 32.167 29.357

These data/results cannot be reproduced, stored and/or transmitted in whole or in part by any manner of electronic, mechanical, photocopying, recording, broadcasting or otherwise now known or herein after developed without the previous express consent by the copyright owner, except for reproduction in daily press and regular printed publications on sale to the public within 60 days of the event related to those data/results and always provided that copyright symbol appears together as follows below.
© DORNA, 2023



Race

Moto2

Lap	Lap Time	T1	T2	T3	T4	Speed	Lap	Lap Time	T1	T2	T3	T4	Speed
9	2'16.128	38.319	33.080	33.967	30.762	278.3							
10	2'16.329	38.392	33.340	33.860	30.737	275.5							
11	2'16.017	38.195	33.264	33.834	30.724	279.7							
12	2'16.654	38.405	32.993	34.504	30.752	279.7							
13	2'15.694	38.293	33.016	33.797	30.588	281.2							
14	2'15.774	38.311	33.263	33.634	30.566	281.2							
15	2'16.320	38.348	33.393	33.877	30.702	280.5							
16	2'16.282	38.175	33.221	34.183	30.703	282.7							

24th 11 Sergio GARCIA Pons Wegow Los40 SPA
Runs=1 Total laps=9 Full laps=7 Valid laps=6

1	2'16.058	39.896	32.798	33.517	29.847	284.2							
2	2'10.762	36.836	32.175	32.277	29.474	290.3							
3	2'10.268	36.411	31.813	32.661	29.383	291.8							
4	2'10.491	36.610	31.906	32.387	29.588	287.2							
5	2'10.393	36.449	31.992	32.487	29.465	291.1							
6	2'10.761	36.931	31.970	32.406	29.454	287.2							
7	2'11.987	36.906	32.451	32.916	29.714	279.0							
8	2'24.196 *	40.61*	35.745	36.571	31.268	276.2							
9	2'27.024 P	46.83*	33.550	32.933	33.707	283.4							

25th 24 Marcos RAMIREZ Forward Team SPA
Runs=1 Total laps=8 Full laps=6 Valid laps=6

1	2'17.132	39.878	33.288	33.663	30.303	286.4							
2	2'14.374	37.421	32.656	34.065	30.232	286.4							
3	2'11.851	37.033	32.252	32.850	29.716	287.2							
4	2'12.417	37.130	32.544	32.811	29.932	282.7							
5	2'12.122	37.061	32.430	32.773	29.858	281.9							
6	2'11.962	37.128	32.258	32.662	29.914	284.2							
7	2'12.449	37.125	32.427	32.833	30.064	280.5							
8	2'29.852 P	37.237	33.065	35.836	43.714	282.7							

26th 7 Barry BALTUS Fieten Olie Racing GP BEL
Runs=1 Total laps=7 Full laps=6 Valid laps=6

1	2'14.600	38.996	32.770	33.184	29.650	288.7							
2	2'09.939	36.416	31.819	32.276	29.428	285.7							
3	2'09.848	36.528	31.695	32.256	29.369	287.2							
4	2'10.159	36.441	31.864	32.508	29.346	289.5							
5	2'09.619	36.298	31.751	32.418	29.152	288.0							
6	2'09.581	36.157	31.804	32.315	29.305	288.0							
7	2'09.898	36.493	31.839	32.217	29.349	292.6							
unfinished		36.486											

27th 19 Lorenzo DALLA PO Pertamina Mandalika ITA
Runs=1 Total laps=3 Full laps=2 Valid laps=2

1	2'17.745	40.136	33.930	33.519	30.160	285.7							
2	2'12.535	37.470	32.261	33.088	29.716	290.3							
3	2'11.663	37.108	32.111	32.832	29.612	284.9							
unfinished		37.151	32.280	32.622		285.7							

28th 3 Lukas TULOVIC Liqui Moly Husqvarna GER
Runs=1 Total laps=0 Full laps=0 Valid laps=0

unfinished		40.169											
------------	--	--------	--	--	--	--	--	--	--	--	--	--	--

Fastest Lap: Jeremy ALCOBA QJMOTOR Gresini M SPA **2'09.465** 36.220 31.721 32.167 29.357

These data/results cannot be reproduced, stored and/or transmitted in whole or in part by any manner of electronic, mechanical, photocopying, recording, broadcasting or otherwise now known or herein after developed without the previous express consent by the copyright owner, except for reproduction in daily press and regular printed publications on sale to the public within 60 days of the event related to those data/results and always provided that copyright symbol appears together as follows below.
© DORNA, 2023

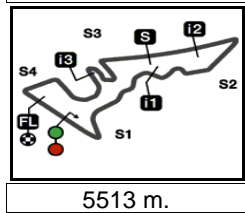
Official MotoGP Timing by TISSOT
www.motogp.com

Austin, Sunday, April 16, 2023

Page 5 of 5

motogp





RED BULL GRAND PRIX OF THE AMERICAS

Race

Analysis by Lap

35

Num Lap Time Gap

Num	Lap Time	Gap	Num	Lap Time	Gap	Num	Lap Time	Gap	Num	Lap Time	Gap			
Lap 1														
37	2'11.669		21	2'09.866		40	2'10.091	1.192	54	2'09.861	2.987	16	2'10.905	11.140
14	2'11.869	0.200	14	2'09.984	0.751	12	2'10.221	1.540	64	2'10.128	5.252	71	2'11.501	11.204
21	2'11.971	0.302	40	2'10.131	1.031	52	2'09.845	1.813	13	2'10.836	5.783	22	2'10.713	12.024
40	2'12.269	0.600	37	2'11.287	1.242	7	2'09.619	2.100	75	2'10.456	5.956	79	2'11.733	18.224
12	2'12.400	0.731	12	2'10.306	1.325	54	2'10.627	3.058	18	2'10.260	6.380	4	2'11.801	18.931
54	2'12.896	1.227	52	2'10.493	1.806	13	2'10.705	4.286	35	2'09.934	6.515	84	2'12.328	19.346
52	2'13.132	1.463	54	2'10.598	2.154	75	2'10.253	4.755	16	2'11.211	7.666	33	2'12.738	23.122
13	2'13.543	1.874	7	2'09.848	2.491	64	2'10.120	4.915	71	2'10.864	8.584	72	2'16.090	27.285
16	2'14.251	2.582	13	2'10.922	3.491	16	2'10.834	5.414	11	2'11.987	8.952	28	2'13.273	34.328
64	2'14.526	2.857	16	2'10.681	3.785	18	2'10.386	5.574	22	2'10.797	10.045	98	2'14.873	35.594
7	2'14.600	2.931	75	2'10.705	3.921	35	2'10.382	5.744	4	2'11.861	13.529	11	2'27.024	40.415
18	2'14.739	3.070	18	2'10.695	4.263	11	2'10.393	5.907	79	2'11.986	13.911	2	2'16.128	102.731
75	2'14.908	3.239	35	2'10.515	4.580	71	2'10.297	7.257	84	2'11.569	14.366			
35	2'15.062	3.393	64	2'10.546	4.771	22	2'11.232	8.733	33	2'12.170	17.167	Lap 10		
79	2'15.581	3.912	11	2'10.268	5.192	79	2'10.952	9.872	72	2'11.953	18.237	14	2'09.872	
71	2'15.746	4.077	71	2'10.590	6.269	4	2'11.015	10.241	24	2'12.449	20.539	37	2'10.175	0.367
11	2'16.058	4.389	22	2'11.331	7.159	84	2'11.323	11.488	98	2'13.173	26.876	40	2'10.429	3.048
22	2'16.457	4.788	4	2'11.192	7.445	33	2'11.768	12.697	28	2'13.849	27.261	54	2'10.257	3.285
4	2'16.726	5.057	79	2'12.148	7.739	72	2'11.827	14.364	2	2'17.116	49.474	52	2'10.741	3.501
24	2'17.132	5.463	84	2'11.672	8.749	24	2'12.122	15.831	Lap 8					
84	2'17.301	5.632	33	2'11.717	9.610	28	2'13.932	19.265	14	2'09.504				
33	2'17.396	5.727	19	2'11.663	10.047	98	2'13.170	19.717	37	2'09.483	0.165			
28	2'17.656	5.987	72	2'11.401	10.634	2	2'16.675	35.302	40	2'10.261	2.177			
19	2'17.745	6.076	28	2'11.913	11.292	Lap 6			52	2'10.205	2.383			
72	2'17.832	6.163	24	2'11.851	11.461	14	2'09.712		54	2'09.876	3.359			
98	2'18.696	7.027	98	2'13.012	13.470	37	2'09.556	0.232	12	2'10.767	3.638			
2	2'19.721	8.052	2	2'16.301	21.182	21	2'10.115	0.683	21	2'11.284	4.014			
Lap 2														
37	2'10.182		Lap 4			40	2'09.828	1.308	64	2'10.506	6.254	71	2'11.231	12.563
21	2'10.059	0.179	21	2'10.254		52	2'09.465	1.566	13	2'10.717	6.996	22	2'11.185	13.337
14	2'10.794	0.812	14	2'09.752	0.249	12	2'09.970	1.798	75	2'10.745	7.197	79	2'11.367	19.719
40	2'10.527	0.945	37	2'09.565	0.553	7	2'09.581	1.969	35	2'10.545	7.556	4	2'12.091	21.150
12	2'10.515	1.064	40	2'10.239	1.016	54	2'09.771	3.117	18	2'10.894	7.770	84	2'12.095	21.569
52	2'10.077	1.358	12	2'10.163	1.234	13	2'10.364	4.938	71	2'10.876	9.956	33	2'12.307	25.557
54	2'10.556	1.601	52	2'10.331	1.883	64	2'09.912	5.115	16	2'12.326	10.488	72	2'15.969	33.382
13	2'10.922	2.614	54	2'10.446	2.346	75	2'10.448	5.491	22	2'11.023	11.564	28	2'12.158	36.614
7	2'09.939	2.688	7	2'10.159	2.396	18	2'10.249	6.111	79	2'12.337	16.744	98	2'13.954	39.676
16	2'10.749	3.149	13	2'10.259	3.496	16	2'10.744	6.446	84	2'12.409	17.271	2	2'16.329	109.188
75	2'10.204	3.261	75	2'10.750	4.417	35	2'10.540	6.572	4	2'13.358	17.383	Lap 11		
18	2'10.725	3.613	16	2'10.964	4.495	11	2'10.761	6.956	33	2'12.974	20.637	14	2'09.722	
35	2'10.899	4.110	64	2'10.193	4.710	71	2'10.166	7.711	72	2'12.715	21.448	37	2'09.556	0.201
64	2'11.595	4.270	18	2'11.094	5.103	22	2'10.218	9.239	11	2'24.196	23.644	54	2'10.374	3.937
11	2'10.762	4.969	35	2'10.951	5.277	4	2'11.130	11.659	98	2'13.602	30.974	40	2'10.960	4.286
79	2'11.906	5.636	11	2'10.491	5.429	79	2'11.756	11.916	28	2'13.551	31.308	52	2'10.594	4.373
71	2'11.829	5.724	71	2'10.860	6.875	84	2'11.012	12.788	24	2'29.852	40.887	12	2'10.573	4.588
22	2'11.267	5.873	22	2'10.511	7.416	33	2'12.003	14.988	2	2'16.886	56.856	21	2'10.806	6.212
4	2'11.423	6.298	79	2'11.350	8.835	72	2'11.623	16.275	Lap 9					
84	2'11.672	7.122	4	2'11.950	9.141	24	2'11.962	18.081	14	2'10.253				
33	2'12.393	7.938	84	2'11.585	10.080	28	2'13.850	23.403	37	2'10.152	0.064			
19	2'12.535	8.429	33	2'11.488	10.844	98	2'13.689	23.694	40	2'10.567	2.491			
72	2'13.297	9.278	72	2'12.072	12.452	2	2'16.759	42.349	52	2'10.502	2.632			
28	2'13.619	9.424	24	2'12.417	13.624	Lap 7			54	2'09.794	2.900			
24	2'14.374	9.655	28	2'14.210	15.248	14	2'09.991		12	2'09.902	3.287			
98	2'13.658	10.503	98	2'13.246	16.462	37	2'09.945	0.186	21	2'10.344	4.105			
2	2'17.056	14.926	2	2'17.614	28.542	40	2'10.103	1.420	64	2'10.320	6.321			
Lap 3														
37	2'09.666		Lap 5			52	2'10.107	1.682	13	2'10.573	7.316	71	2'11.252	14.093
21	2'10.195	0.280	14	2'09.666		7	2'09.898	1.876	75	2'10.641	7.585	22	2'11.116	14.731
14	2'10.794	0.812	21	2'10.195	0.280	21	2'11.542	2.234	35	2'10.785	8.088	79	2'11.361	21.358
40	2'10.527	0.945	37	2'09.750	0.388	12	2'10.568	2.375	18	2'10.779	8.296	4	2'11.922	23.350
12	2'10.515	1.064												
52	2'10.077	1.358												
54	2'10.556	1.601												
13	2'10.922	2.614												
7	2'09.939	2.688												
16	2'10.749	3.149												
75	2'10.204	3.261												
18	2'10.725	3.613												
35	2'10.899	4.110												
64	2'11.595	4.270												
11	2'10.762	4.969												
79	2'11.906	5.636												
71	2'11.829	5.724												
22	2'11.267	5.873												
4	2'11.423	6.298												
84	2'11.672	7.122												
33	2'12.393	7.938												
19	2'12.535	8.429												
72	2'13.297	9.278												
28	2'13.619	9.424												
24	2'14.374	9.655												
98	2'13.658	10.503												
2	2'17.056	14.926												

Lapped rider

These data/results cannot be reproduced, stored and/or transmitted in whole or in part by any manner of electronic, mechanical, photocopying, recording, broadcasting or otherwise now known or herein after developed without the previous express consent by the copyright owner, except for reproduction in daily press and regular printed publications on sale to the public within 60 days of the event related to those data/results and always provided that copyright symbol appears together as follows below.

© DORNA, 2023



Num	Lap Time	Gap			
98	2'14.557	44.511	4	2'12.454	29.898
2	2'16.017	1'15.483	84	2'12.818	30.235
Lap 12			33	2'12.902	34.862
14	2'10.330		72	2'13.274	43.077
37	2'10.502	0.373	28	2'12.960	46.662
54	2'10.143	3.750	98	2'14.203	56.872
52	2'09.996	4.039	2	2'15.774	1'31.987
40	2'10.924	4.880	Lap 15		
12	2'10.780	5.038	14	2'10.151	
21	2'10.385	6.267	37	2'10.103	0.139
64	2'09.747	6.477	54	2'10.747	3.373
13	2'10.626	9.150	40	2'10.098	3.669
75	2'10.721	9.713	52	2'11.114	3.980
18	2'10.328	9.956	64	2'10.468	5.159
35	2'10.740	10.754	12	2'11.865	6.186
71	2'11.605	15.368	21	2'10.792	6.550
22	2'11.417	15.818	13	2'10.574	9.727
16	2'14.506	17.909	18	2'10.958	11.798
79	2'11.768	22.796	75	2'11.527	12.091
84	2'12.332	25.741	35	2'11.062	12.352
4	2'12.984	26.004	22	2'11.440	18.483
33	2'12.245	30.662	71	2'12.123	19.926
72	2'12.356	38.815	79	2'11.964	27.005
28	2'13.232	42.026	16	2'13.468	27.565
98	2'15.281	49.462	4	2'12.502	32.249
2	2'16.654	1'21.807	84	2'12.462	32.546
Lap 13			33	2'13.848	38.559
14	2'10.167		72	2'13.040	45.966
37	2'09.975	0.181	28	2'12.862	49.373
54	2'10.150	3.733	98	2'13.861	1'00.582
52	2'10.198	4.070	2	2'16.320	1'38.156
40	2'10.292	5.005	Lap 16		
12	2'10.338	5.209	37	2'09.852	
64	2'09.812	6.122	14	2'10.137	0.146
21	2'10.561	6.661	64	2'10.683	5.851
13	2'10.809	9.792	52	2'12.060	6.049
18	2'10.699	10.488	12	2'11.267	7.462
75	2'11.121	10.667	54	2'14.286	7.668
35	2'10.623	11.210	21	2'11.156	7.715
71	2'11.768	16.969	40	2'14.400	8.078
22	2'11.506	17.157	13	2'11.378	11.114
16	2'13.892	21.634	18	2'10.754	12.561
79	2'11.966	24.595	35	2'11.246	13.607
84	2'12.964	28.538	75	2'11.901	14.001
4	2'12.728	28.565	22	2'11.562	20.054
33	2'12.586	33.081	71	2'13.055	22.990
72	2'12.276	40.924	79	2'11.806	28.820
28	2'12.964	44.823	16	2'14.319	31.893
98	2'14.495	53.790	84	2'12.179	34.734
2	2'15.694	1'27.334	4	2'12.676	34.934
Lap 14			33	2'13.972	42.540
14	2'11.121		72	2'13.998	49.973
37	2'11.127	0.187	28	2'12.088	51.470
54	2'10.165	2.777	98	2'14.633	1'05.224
52	2'10.068	3.017	2	2'16.282	1'44.447
40	2'09.838	3.722			
12	2'10.384	4.472			
64	2'09.841	4.842			
21	2'10.369	5.909			
13	2'10.633	9.304			
75	2'11.169	10.715			
18	2'11.624	10.991			
35	2'11.352	11.441			
22	2'11.158	17.194			
71	2'12.106	17.954			
16	2'13.735	24.248			
79	2'11.718	25.192			

Lapped rider

These data/results cannot be reproduced, stored and/or transmitted in whole or in part by any manner of electronic, mechanical, photocopying, recording, broadcasting or otherwise now known or herein after developed without the previous express consent by the copyright owner, except for reproduction in daily press and regular printed publications on sale to the public within 60 days of the event related to those data/results and always provided that copyright symbol appears together as follows below.

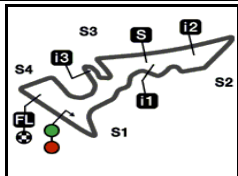
© DORNA, 2023

Official MotoGP Timing by TISSOT
www.motogp.com

Austin, Sunday, April 16, 2023

Page 2 of 2





5513 m.

RED BULL GRAND PRIX OF THE AMERICAS

Moto2™

2023 Rookie of the Year Classification

36

Rider	Nation	Points	Leader	Previous	POR	ARG	AME	SPA	FRA	ITA	GER	NED	KAZ	GBR	AUT	CAT	RSM	IND	JPN	INA	AUS	THA	MAL	QAT	VAI
1 GARCIA Sergio	SPA	12			1	11	-																		
2 BINDER Darryn	RSA	10	2	2	-	10	-																		
3 FOGGIA Dennis	ITA	2	10	8	-	-	2																		

These data/results cannot be reproduced, stored and/or transmitted in whole or in part by any manner of electronic, mechanical, photocopying, recording, broadcasting or otherwise now known or herein after developed without the previous express consent by the copyright owner, except for reproduction in daily press and regular printed publications on sale to the public within 60 days of the event related to those data/results and always provided that copyright symbol appears together as follows below.

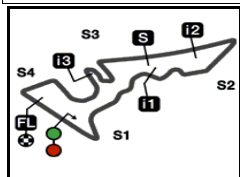
© DORNA, 2023

Official MotoGP Timing by TISSOT
www.motogp.com

Austin, Sunday, April 16, 2023

moto2™





5513 m.

After the **RED BULL GRAND PRIX OF THE AMERICAS****Moto2™****2023 Riders Performance**

(Qualifying Position - Starting Position - Race Position)

37

Rider	Points	POR	ARG	AME	SPA	FRA	ITA	GER	NED	KAZ	GBR	AUT	CAT	RSM	IND	JPN	INA	AUS	THA	MAL	QAT
1 ARBOLINO Tony	61	8	8	8																	
		8-3	8-1	8-2	-	-	-	-	-	-	-	-	-	-	-	-	-	-	-	-	-
2 ACOSTA Pedro	54	3	5	2																	
		3-1	5-12	2-1	-	-	-	-	-	-	-	-	-	-	-	-	-	-	-	-	-
3 CANET Aron	41	2	2	7																	
		2-2	2-4	7-8	-	-	-	-	-	-	-	-	-	-	-	-	-	-	-	-	-
4 SALAC Filip	33	1	13	3																	
		1-4	13-7	3-5	-	-	-	-	-	-	-	-	-	-	-	-	-	-	-	-	-
5 LOPEZ Alonso	29	14	1	5																	
		14-NC	1-2	5-7	-	-	-	-	-	-	-	-	-	-	-	-	-	-	-	-	-
6 DIXON Jake	26	12	4	6																	
		12-6	4-3	6-NS	-	-	-	-	-	-	-	-	-	-	-	-	-	-	-	-	-
7 GONZALEZ Manuel	22	5	7	9																	
		5-5	7-11	9-10	-	-	-	-	-	-	-	-	-	-	-	-	-	-	-	-	-
8 CHANTRA Somkiat	20	13	3	15																	
		13-9	3-8	15-11	-	-	-	-	-	-	-	-	-	-	-	-	-	-	-	-	-
9 ALCOBA Jeremy	19	6	15	10																	
		6-10	15-17	10-4	-	-	-	-	-	-	-	-	-	-	-	-	-	-	-	-	-
10 ARENAS Albert	19	7	10	13																	
		7-8	10-9	13-12	-	-	-	-	-	-	-	-	-	-	-	-	-	-	-	-	-
11 LOWES Sam	18	9	14	18																	
		9-7	14-10	18-13	-	-	-	-	-	-	-	-	-	-	-	-	-	-	-	-	-
12 BENDSNEYDER Bo	16	10	17	4																	
		10-NC	17-22	4-3	-	-	-	-	-	-	-	-	-	-	-	-	-	-	-	-	-
13 VIETTI Celestino	15	4	6	1																	
		4-11	6-13	1-9	-	-	-	-	-	-	-	-	-	-	-	-	-	-	-	-	-

NC=Not classified NL=Not finished first lap NP=Not started race re-start N2=Not finished first lap race re-start EX=Excluded NS=Not Started DS=Disqualified

These data/results cannot be reproduced, stored and/or transmitted in whole or in part by any manner of electronic, mechanical, photocopying, recording, broadcasting or otherwise now known or herein after developed without the previous express consent by the copyright owner, except for reproduction in daily press and regular printed publications on sale to the public within 60 days of the event related to those data/results and always provided that copyright symbol appears together as follows below.
© DORNA, 2023

Official MotoGP Timing by **TISSOT**
www.motogp.com

Austin, Sunday, April 16, 2023



Rider	Points	POR	ARG	AME	SPA	FRA	ITA	GER	NED	KAZ	GBR	AUT	CAT	RSM	IND	JPN	INA	AUS	THA	MAL	QAT
14 ALDEGUER Fermín	14	16	16	11																	
		16-13	16-15	11-6	-	-	-	-	-	-	-	-	-	-	-	-	-	-	-	-	-
15 GARCIA Sergio	12	17	28	20																	
		17-15	28-5	20-NC	-	-	-	-	-	-	-	-	-	-	-	-	-	-	-	-	-
16 BINDER Darryn	10	11	11																		
		11-16	11-6	-	-	-	-	-	-	-	-	-	-	-	-	-	-	-	-	-	-
17 BALTUS Barry	4	15	12	12																	
		15-12	12-19	12-NC	-	-	-	-	-	-	-	-	-	-	-	-	-	-	-	-	-
18 ROBERTS Joe	4	19	9	16																	
		19-14	9-14	16-16	-	-	-	-	-	-	-	-	-	-	-	-	-	-	-	-	-
19 FOGGIA Dennis	2	23	22	14																	
		23-18	22-25	14-14	-	-	-	-	-	-	-	-	-	-	-	-	-	-	-	-	-
20 OGURA Ai	1		21	17																	
		-	-NS	17-15	-	-	-	-	-	-	-	-	-	-	-	-	-	-	-	-	-
21 TORRES Jordi	0	26	23																		
		26-23	23-16	-	-	-	-	-	-	-	-	-	-	-	-	-	-	-	-	-	-
22 VD GOORBERGH Zonta	0	18	20	21																	
		18-NC	20-18	21-17	-	-	-	-	-	-	-	-	-	-	-	-	-	-	-	-	-
23 GOMEZ Borja	0	20	29	26																	
		20-17	29-21	26-20	-	-	-	-	-	-	-	-	-	-	-	-	-	-	-	-	-
24 KELLY Sean Dylan	0	24	18	22																	
		24-20	18-NC	22-18	-	-	-	-	-	-	-	-	-	-	-	-	-	-	-	-	-
25 SKINNER Rory	0	25	25	24																	
		25-22	25-NC	24-19	-	-	-	-	-	-	-	-	-	-	-	-	-	-	-	-	-
26 DALLA PORTA Lorenzo	0	21	24	19																	
		21-19	24-23	19-NC	-	-	-	-	-	-	-	-	-	-	-	-	-	-	-	-	-
27 MINAMIMOTO Soichiro	0		27	29																	
		-	27-20	29-23	-	-	-	-	-	-	-	-	-	-	-	-	-	-	-	-	-
28 RAMIREZ Marcos	0	22	19	25																	
		22-21	19-24	25-NC	-	-	-	-	-	-	-	-	-	-	-	-	-	-	-	-	-
29 GUEVARA Izan	0			27																	
		-	-	27-21	-	-	-	-	-	-	-	-	-	-	-	-	-	-	-	-	-

NC=Not classified NL=Not finished first lap NP=Not started race re-start N2=Not finished first lap race re-start EX=Excluded NS=Not Started DS=Disqualified

These data/results cannot be reproduced, stored and/or transmitted in whole or in part by any manner of electronic, mechanical, photocopying, recording, broadcasting or otherwise now known or herein after developed without the previous express consent by the copyright owner, except for reproduction in daily press and regular printed publications on sale to the public within 60 days of the event related to those data/results and always provided that copyright symbol appears together as follows below.
© DORNA, 2023

Official MotoGP Timing by TISSOT
www.motogp.com



	Rider	<i>Points</i>	POR	ARG	AME	<i>SPA</i>	<i>FRA</i>	<i>ITA</i>	<i>GER</i>	<i>NED</i>	<i>KAZ</i>	<i>GBR</i>	<i>AUT</i>	<i>CAT</i>	<i>RSM</i>	<i>IND</i>	<i>JPN</i>	<i>INA</i>	<i>AUS</i>	<i>THA</i>	<i>MAL</i>	<i>QAT</i>	
30	SANCHIS David	0	27	26	28																		
			27-NC	26-NC	28-22	-	-	-	-	-	-	-	-	-	-	-	-	-	-	-	-	-	-
31	TULOVIC Lukas	0			23																		
			-	-	23-NC	-	-	-	-	-	-	-	-	-	-	-	-	-	-	-	-	-	-

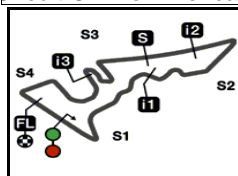
NC=Not classified NL=Not finished first lap NP=Not started race re-start N2=Not finished first lap race re-start EX=Excluded NS=Not Started DS=Disqualified

These data/results cannot be reproduced, stored and/or transmitted in whole or in part by any manner of electronic, mechanical, photocopying, recording, broadcasting or otherwise now known or herein after developed without the previous express consent by the copyright owner, except for reproduction in daily press and regular printed publications on sale to the public within 60 days of the event related to those data/results and always provided that copyright symbol appears together as follows below.
© DORNA, 2023

Official MotoGP Timing by **TISSOT**
www.motogp.com

Austin, Sunday, April 16, 2023





5513 m.

RED BULL GRAND PRIX OF THE AMERICAS

Official Starting Grid

Race : 16 laps = 88.208 km



1	3 2'09.548 12 Filip SALAC Kalex	2 2'09.452 37 Pedro ACOSTA Kalex	1 2'09.432 13 Celestino VIETTI Kalex
2	6 2'09.752 96 Jake DIXON Kalex	5 2'09.751 21 Alonso LOPEZ Boscoscuro	4 2'09.589 64 Bo BENDSNEYDER Kalex
3	9 2'09.927 18 Manuel GONZALEZ Kalex	8 2'09.862 14 Tony ARBOLINO Kalex	7 2'09.815 40 Aron CANET Kalex
4	12 2'10.157 7 Barry BALTUS Kalex	11 2'10.153 54 Fermín ALDEGUER Boscoscuro	10 2'09.996 52 Jeremy ALCOBA Kalex
5	15 2'10.445 35 Somkiat CHANTRA Kalex	14 2'10.426 71 Dennis FOGGIA Kalex	13 2'10.411 75 Albert ARENAS Kalex
6	18 2'10.010 22 Sam LOWES Kalex	17 2'11.033 79 Ai OGURA Kalex	16 2'10.546 16 Joe ROBERTS Kalex
7	21 2'10.863 84 Zonta VD GOORBERGH Kalex	20 2'10.715 11 Sergio GARCIA Kalex	19 2'10.643 19 Lorenzo DALLA PORTA Kalex
8	24 2'11.203 33 Rory SKINNER Kalex	23 2'11.077 3 Lukas TULOVIC Kalex	22 2'11.008 4 Sean Dylan KELLY Kalex

The results are provisional until the end of the limit for protest and appeals and until the ratification of the Event Management Committee.

Time limit for protest expires 60' at the latest after publication of the results - Time:

These data/results cannot be reproduced, stored and/or transmitted in whole or in part by any manner of electronic, mechanical, photocopying, recording, broadcasting or otherwise now known or herein after developed without the previous express consent by the copyright owner, except for reproduction in daily press and regular printed publications on sale to the public within 60 days of the event related to those data/results and always provided that copyright symbol appears together as follows below.

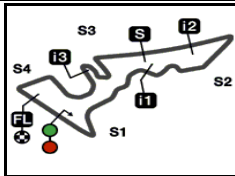
© DORNA, 2023

Official MotoGP Timing by TISSOT
www.motogp.com

Austin, Sunday, April 16, 2023

Page 1 of 2





RED BULL GRAND PRIX OF THE AMERICAS

Official Starting Grid

5513 m.

Race : 16 laps = 88.208 km

9

27
2'11.873
28 Izan GUEVARA
Kalex

26
2'11.530
72 Borja GOMEZ
Kalex

25
2'11.510
24 Marcos RAMIREZ
Forward

10

29
2'14.058
2 Soichiro MINAMIMOTO
Kalex

28
2'12.783
98 David SANCHIS
Forward

The results are provisional until the end of the limit for protest and appeals and until the ratification of the Event Management Committee.

Time limit for protest expires 60' at the latest after publication of the results - Time:

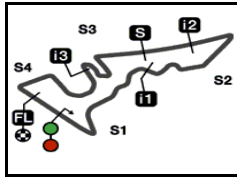
These data/results cannot be reproduced, stored and/or transmitted in whole or in part by any manner of electronic, mechanical, photocopying, recording, broadcasting or otherwise now known or herein after developed without the previous express consent by the copyright owner, except for reproduction in daily press and regular printed publications on sale to the public within 60 days of the event related to those data/results and always provided that copyright symbol appears together as follows below.

© DORNA, 2023

Official MotoGP Timing by **TISSOT**
www.motogp.com

Austin, Sunday, April 16, 2023





5513 m.

RED BULL GRAND PRIX OF THE AMERICAS

Race

Top Speed & Average



Rider	Nation	Motorcycle	Top 5 speeds					Average	Top
16 Joe ROBERTS	USA	KALEX	293.4	291.1	289.5	289.5	289.5	290.6	293.4
7 Barry BALTUS	BEL	KALEX	292.6	289.5	288.7	288.0	288.0	289.4	292.6
18 Manuel GONZALEZ	SPA	KALEX	292.6	291.8	291.8	291.8	290.3	291.3	292.6
11 Sergio GARCIA	SPA	KALEX	291.8	291.1	290.3	287.2	287.2	289.5	291.8
12 Filip SALAC	CZE	KALEX	291.8	291.1	290.3	289.5	288.0	289.3	291.8
52 Jeremy ALCOBA	SPA	KALEX	291.8	291.8	289.5	289.5	288.0	290.1	291.8
71 Dennis FOGGIA	ITA	KALEX	291.8	290.3	290.3	290.3	289.5	290.3	291.8
19 Lorenzo DALLA PORTA	ITA	KALEX	290.3	285.7	285.7	284.9		286.7	290.3
21 Alonso LOPEZ	SPA	BOSCOSCURO	290.3	288.7	287.2	287.2	286.4	288.0	290.3
37 Pedro ACOSTA	SPA	KALEX	290.3	290.3	289.5	289.5	288.7	289.7	290.3
75 Albert ARENAS	SPA	KALEX	290.3	289.5	289.5	289.5	289.5	289.6	290.3
79 Ai OGURA	JPN	KALEX	289.5	287.2	287.2	285.7	284.2	286.3	289.5
84 Zonta VD GOORBERGH	NED	KALEX	289.5	287.2	286.4	285.7	285.7	286.6	289.5
4 Sean Dylan KELLY	USA	KALEX	288.7	287.2	284.9	284.9	283.4	285.4	288.7
28 Izan GUEVARA	SPA	KALEX	288.7	288.0	288.0	285.7	284.2	286.5	288.7
35 Somkiat CHANTRA	THA	KALEX	288.7	288.7	288.0	288.0	288.0	288.1	288.7
64 Bo BENDSNEYDER	NED	KALEX	288.7	288.7	288.0	287.2	286.4	287.4	288.7
72 Borja GOMEZ	SPA	KALEX	288.7	288.7	288.0	287.2	285.7	287.3	288.7
13 Celestino VIETTI	ITA	KALEX	288.0	288.0	288.0	287.2	287.2	287.5	288.0
14 Tony ARBOLINO	ITA	KALEX	288.0	286.4	286.4	286.4	285.7	286.6	288.0
22 Sam LOWES	GBR	KALEX	288.0	288.0	287.2	287.2	287.2	287.5	288.0
24 Marcos RAMIREZ	SPA	FORWARD	287.2	286.4	286.4	284.2	282.7	284.9	287.2
54 Fermín ALDEGUER	SPA	BOSCOSCURO	287.2	286.4	285.7	285.7	284.9	286.0	287.2
40 Aron CANET	SPA	KALEX	286.4	286.4	285.7	285.7	284.9	285.7	286.4
33 Rory SKINNER	GBR	KALEX	284.2	281.9	281.9	280.5	280.5	281.8	284.2
2 Soichiro MINAMIMOTO	JPN	KALEX	282.7	281.2	281.2	281.2	280.5	281.4	282.7
98 David SANCHIS	SPA	FORWARD	280.5	280.5	278.3	278.3	277.6	279.0	280.5

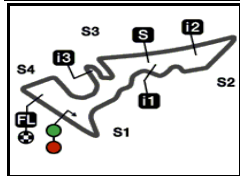
These data/results cannot be reproduced, stored and/or transmitted in whole or in part by any manner of electronic, mechanical, photocopying, recording, broadcasting or otherwise now known or herein after developed without the previous express consent by the copyright owner, except for reproduction in daily press and regular printed publications on sale to the public within 60 days of the event related to those data/results and always provided that copyright symbol appears together as follows below.

© DORNA, 2023

Official MotoGP Timing by TISSOT
www.motogp.com

Austin, Sunday, April 16, 2023






5513 m.

RED BULL GRAND PRIX OF THE AMERICAS

Race

Fastest Laps Sequence

Lap	Race Time	 Rider	Nation	Motorcycle	Time	Km/h	Riders's Lap
2	4'21.851	37 Pedro ACOSTA	SPA	KALEX	2'10.182	152.4	2
2	4'22.030	21 Alonso LOPEZ	SPA	BOSCOSCURO	2'10.059	152.5	2
2	4'24.539	7 Barry BALTUS	BEL	KALEX	2'09.939	152.7	2
3	6'31.896	21 Alonso LOPEZ	SPA	BOSCOSCURO	2'09.866	152.8	3
3	6'34.387	7 Barry BALTUS	BEL	KALEX	2'09.848	152.8	3
4	8'42.399	14 Tony ARBOLINO	ITA	KALEX	2'09.752	152.9	4
4	8'42.703	37 Pedro ACOSTA	SPA	KALEX	2'09.565	153.1	4
6	13'02.009	37 Pedro ACOSTA	SPA	KALEX	2'09.556	153.1	6
6	13'03.343	52 Jeremy ALCOBA	SPA	KALEX	2'09.465	153.2	6

These data/results cannot be reproduced, stored and/or transmitted in whole or in part by any manner of electronic, mechanical, photocopying, recording, broadcasting or otherwise now known or herein after developed without the previous express consent by the copyright owner, except for reproduction in daily press and regular printed publications on sale to the public within 60 days of the event related to those data/results and always provided that copyright symbol appears together as follows below.

© DORNA, 2023

Official MotoGP Timing by TISSOT
www.motogp.com

Austin, Sunday, April 16, 2023



