


5513 m.

## RED BULL GRAND PRIX OF THE AMERICAS

## Practice Nr. 1

## Classification

3

	Rider	Nation	Team	Motorcycle	Time	Lap Total	Gap	Top Speed
1	96 <b>Jake DIXON</b>	GBR	Asterius GASGAS Aspar M2	KALEX	<b>2'10.516</b>	13 15		<b>284.2</b>
2	35 <b>Somkiat CHANTRA</b>	THA	IDEMITSU Honda Team Asia	KALEX	<b>2'10.525</b>	17 17	0.009 0.009	<b>281.2</b>
3	12 <b>Filip SALAC</b>	CZE	QJMOTOR Gresini Moto2	KALEX	<b>2'10.538</b>	14 14	0.022 0.013	<b>279.7</b>
4	37 <b>Pedro ACOSTA</b>	SPA	Red Bull KTM Ajo	KALEX	<b>2'10.662</b>	14 15	0.146 0.124	<b>289.5</b>
5	21 <b>Alonso LOPEZ</b>	SPA	Beta Tools SpeedUp	BOSCOSCURO	<b>2'10.678</b>	14 15	0.162 0.016	<b>278.3</b>
6	40 <b>Aron CANET</b>	SPA	Pons Wegow Los40	KALEX	<b>2'10.704</b>	7 10	0.188 0.026	<b>279.7</b>
7	7 <b>Barry BALTUS</b>	BEL	Fieten Olie Racing GP	KALEX	<b>2'10.753</b>	15 16	0.237 0.049	<b>285.7</b>
8	54 <b>Fermín ALDEGUER</b>	SPA	Beta Tools SpeedUp	BOSCOSCURO	<b>2'10.767</b>	13 15	0.251 0.014	<b>278.3</b>
9	14 <b>Tony ARBOLINO</b>	ITA	Elf Marc VDS Racing Team	KALEX	<b>2'10.774</b>	14 15	0.258 0.007	<b>284.9</b>
10	52 <b>Jeremy ALCOBA</b>	SPA	QJMOTOR Gresini Moto2	KALEX	<b>2'10.790</b>	14 16	0.274 0.016	<b>282.7</b>
11	22 <b>Sam LOWES</b>	GBR	Elf Marc VDS Racing Team	KALEX	<b>2'10.964</b>	15 16	0.448 0.174	<b>285.7</b>
12	64 <b>Bo BENDSNEYDER</b>	NED	Pertamina Mandalika SAG Team	KALEX	<b>2'11.099</b>	13 15	0.583 0.135	<b>278.3</b>
13	18 <b>Manuel GONZALEZ</b>	SPA	Correos Prepago Yamaha VR46 M	KALEX	<b>2'11.275</b>	14 15	0.759 0.176	<b>283.4</b>
14	16 <b>Joe ROBERTS</b>	USA	Italtrans Racing Team	KALEX	<b>2'11.430</b>	14 16	0.914 0.155	<b>279.0</b>
15	13 <b>Celestino VIETTI</b>	ITA	Fantic Racing	KALEX	<b>2'11.715</b>	13 14	1.199 0.285	<b>281.9</b>
16	15 <b>Darryn BINDER</b>	RSA	Liqui Moly Husqvarna Intact GP	KALEX	<b>2'11.742</b>	14 15	1.226 0.027	<b>287.2</b>
17	71 <b>Dennis FOGGIA</b>	ITA	Italtrans Racing Team	KALEX	<b>2'11.931</b>	12 15	1.415 0.189	<b>283.4</b>
18	75 <b>Albert ARENAS</b>	SPA	Red Bull KTM Ajo	KALEX	<b>2'12.426</b>	14 15	1.910 0.495	<b>286.4</b>
19	4 <b>Sean Dylan KELLY</b>	USA	American Racing	KALEX	<b>2'12.576</b>	13 14	2.060 0.150	<b>276.2</b>
20	24 <b>Marcos RAMIREZ</b>	SPA	Forward Team	FORWARD	<b>2'12.762</b>	13 13	2.246 0.186	<b>281.2</b>
21	33 <b>Rory SKINNER</b>	GBR	American Racing	KALEX	<b>2'12.767</b>	14 15	2.251 0.005	<b>279.7</b>
22	79 <b>Ai OGURA</b>	JPN	IDEMITSU Honda Team Asia	KALEX	<b>2'12.793</b>	5 8	2.277 0.026	<b>284.9</b>
23	84 <b>Zonta VD GOORBERGH</b>	NED	Fieten Olie Racing GP	KALEX	<b>2'12.876</b>	14 14	2.360 0.083	<b>283.4</b>
24	19 <b>Lorenzo DALLA PORTA</b>	ITA	Pertamina Mandalika SAG Team	KALEX	<b>2'12.965</b>	8 14	2.449 0.089	<b>281.9</b>
25	11 <b>Sergio GARCIA</b>	SPA	Pons Wegow Los40	KALEX	<b>2'13.213</b>	14 14	2.697 0.248	<b>281.9</b>
26	3 <b>Lukas TULOVIC</b>	GER	Liqui Moly Husqvarna Intact GP	KALEX	<b>2'13.775</b>	15 15	3.259 0.562	<b>281.9</b>
27	72 <b>Borja GOMEZ</b>	SPA	Fantic Racing	KALEX	<b>2'15.656</b>	10 16	5.140 1.881	<b>280.5</b>
28	28 <b>Izan GUEVARA</b>	SPA	Asterius GASGAS Aspar M2	KALEX	<b>2'15.918</b>	8 12	5.402 0.262	<b>278.3</b>
<b>Not qualified (Out 105%)</b>					<b>2'17.041</b>			
	98 <b>David SANCHIS</b>	SPA	Forward Team	FORWARD	<b>2'18.139</b>	8 10	7.623 2.221	<b>274.1</b>
	2 <b>Soichiro MINAMIMOTO</b>	JPN	Correos Prepago Yamaha VR46 M	KALEX	<b>2'18.700</b>	13 15	8.184 0.561	<b>279.0</b>

Practice condition: Dry

Air: 20°

Humidity: 67%

Ground: 24°

<b>Fastest Lap:</b>	Lap: 13	<b>Jake DIXON</b>	<b>2'10.516</b>	152 Km/h
<b>Best Race Lap:</b>	2022	<b>Aron CANET</b>	<b>2'09.312</b>	153.4 Km/h
<b>All Time Lap Record:</b>	2022	<b>Cameron BEAUBIER</b>	<b>2'08.751</b>	154.1 Km/h

The results are provisional until the end of the limit for protest and appeals.

Time limit for protest expires 30' after publication of the results - ..... Time: .....

These data/results cannot be reproduced, stored and/or transmitted in whole or in part by any manner of electronic, mechanical, photocopying, recording, broadcasting or otherwise now known or herein after developed without the previous express consent by the copyright owner, except for reproduction in daily press and regular printed publications on sale to the public within 60 days of the event related to those data/results and always provided that copyright symbol appears together as follows below.

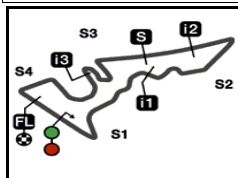
© DORNA, 2023

Official MotoGP Timing by TISSOT  
www.motogp.com

Austin, Friday, April 14, 2023

moto2™





5513 m.

## RED BULL GRAND PRIX OF THE AMERICAS

## Practice Nr. 1

## Top Speed &amp; Average

4



Rider	Nation	Motorcycle	Top 5 speeds					Average	Top
37 Pedro ACOSTA	SPA	KALEX	289.5	284.9	284.9	284.2	283.4	284.6	289.5
15 Darryn BINDER	RSA	KALEX	287.2	284.2	283.4	282.7	281.9	283.3	287.2
75 Albert ARENAS	SPA	KALEX	286.4	284.9	281.9	280.5	279.0	282.0	286.4
7 Barry BALTUS	BEL	KALEX	285.7	281.9	280.5	279.7	279.0	281.0	285.7
22 Sam LOWES	GBR	KALEX	285.7	283.4	281.9	281.9	281.2	282.6	285.7
14 Tony ARBOLINO	ITA	KALEX	284.9	281.9	281.9	281.9	280.5	282.2	284.9
79 Ai OGURA	JPN	KALEX	284.9	281.9	280.5	279.7	279.0	281.2	284.9
96 Jake DIXON	GBR	KALEX	284.2	283.4	281.2	279.7	279.7	281.6	284.2
18 Manuel GONZALEZ	SPA	KALEX	283.4	281.9	280.5	280.5	280.5	281.4	283.4
71 Dennis FOGGIA	ITA	KALEX	283.4	282.7	282.7	282.7	281.2	281.8	283.4
84 Zonta VD GOORBERGH	NED	KALEX	283.4	282.7	280.5	279.7	279.7	281.2	283.4
52 Jeremy ALCOBA	SPA	KALEX	282.7	281.9	281.9	280.5	279.7	281.1	282.7
3 Lukas TULOVIC	GER	KALEX	281.9	281.9	280.5	278.3	277.6	279.6	281.9
11 Sergio GARCIA	SPA	KALEX	281.9	281.9	281.2	280.5	280.5	281.1	281.9
13 Celestino VIETTI	ITA	KALEX	281.9	281.9	281.2	281.2	281.2	281.4	281.9
19 Lorenzo DALLA PORTA	ITA	KALEX	281.9	281.2	280.5	280.5	279.7	280.6	281.9
24 Marcos RAMIREZ	SPA	FORWARD	281.2	280.5	279.7	279.0	278.3	279.5	281.2
35 Somkiat CHANTRA	THA	KALEX	281.2	280.5	280.5	279.7	279.7	280.2	281.2
72 Borja GOMEZ	SPA	KALEX	280.5	280.5	279.7	279.7	279.0	279.9	280.5
12 Filip SALAC	CZE	KALEX	279.7	279.7	279.7	279.7	279.7	279.7	279.7
33 Rory SKINNER	GBR	KALEX	279.7	276.2	274.8	274.8	274.1	275.4	279.7
40 Aron CANET	SPA	KALEX	279.7	279.7	279.7	279.0	278.3	279.3	279.7
2 Soichiro MINAMIMOTO	JPN	KALEX	279.0	277.6	277.6	276.9	276.2	277.5	279.0
16 Joe ROBERTS	USA	KALEX	279.0	279.0	278.3	278.3	278.3	278.6	279.0
21 Alonso LOPEZ	SPA	BOSCOSCURO	278.3	276.9	276.2	276.2	275.5	276.6	278.3
28 Izan GUEVARA	SPA	KALEX	278.3	276.9	276.2	276.2	275.5	276.2	278.3
54 Fermín ALDEGUER	SPA	BOSCOSCURO	278.3	278.3	278.3	278.3	277.6	278.0	278.3
64 Bo BENDSNEYDER	NED	KALEX	278.3	277.6	276.9	276.9	276.9	277.3	278.3
4 Sean Dylan KELLY	USA	KALEX	276.2	276.2	276.2	275.5	275.5	275.9	276.2
98 David SANCHIS	SPA	FORWARD	274.1	272.7	272.0	271.3	270.6	272.1	274.1

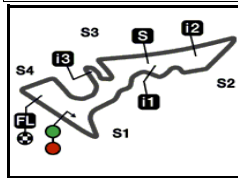
These data/results cannot be reproduced, stored and/or transmitted in whole or in part by any manner of electronic, mechanical, photocopying, recording, broadcasting or otherwise now known or herein after developed without the previous express consent by the copyright owner, except for reproduction in daily press and regular printed publications on sale to the public within 60 days of the event related to those data/results and always provided that copyright symbol appears together as follows below.

© DORNA, 2023

Official MotoGP Timing by TISSOT  
www.motogp.com

Austin, Friday, April 14, 2023





5513 m.

# RED BULL GRAND PRIX OF THE AMERICAS

## Practice Nr. 1

### Chronological Analysis of Performances

5

\* Lap / Sector time cancelled      T1 Time from finish line to 1st intermediate      T3 Time from 2nd intermed. to 3rd intermed.  
P Crossing the finish line in pit lane      T2 Time from 1st intermed. to 2nd intermed.      T4 Time from 3rd intermediate to finish line

Lap	Lap Time	T1	T2	T3	T4	Speed	Lap	Lap Time	T1	T2	T3	T4	Speed
<b>1st 96 Jake DIXON</b> Asterius GASGAS As GBR Runs=2 Total laps=15 Full laps=12 Valid laps=9							7	2'21.439 P	37.471	32.765	34.593	36.610	279.7
1	2'59.501	37.452	34.847	34.606	31.008	276.9	8	8'20.381 *	36.153	33.481*	33.477	30.341	274.8
2	2'13.697	37.527	33.038	33.316	29.816	281.2	9	2'12.996	36.980	32.480	33.324	30.212	279.7
3	2'15.203	37.575	32.620	33.092	31.916	279.7	10	2'11.475	36.818	32.218	32.665	29.774	279.7
4	2'14.388 *	38.83*	32.740	32.860	29.956	284.2	11	2'25.331 P	36.784	32.210	41.408	34.929	277.6
5	2'12.148	37.042	32.435	32.906	29.765	283.4	12	4'24.343	36.561	33.423	34.022	30.376	274.8
6	2'20.277 *	37.029	35.992	34.502*	32.754	263.4	13	2'19.000	36.883	32.726	33.870	35.521	276.9
7	2'18.331	37.202	32.534	38.398	30.197	279.7	14	2'10.538	36.537	31.848	32.559	29.594	279.7
8	2'20.439 P	37.017	32.694	37.071	33.657	278.3	<b>4th 37 Pedro ACOSTA</b> Red Bull KTM Ajo SPA Runs=2 Total laps=15 Full laps=12 Valid laps=9						
9	9'32.690 *	36.401	33.050	35.429	30.086*	271.3	1	2'58.556	37.747	36.384	33.953	30.551	284.9
10	2'16.535 *	41.694	32.329	32.925*	29.587	274.8	2	2'14.402	38.178	33.105	32.959	30.160	283.4
11	2'11.259	36.745	32.061	32.962	29.491	276.2	3	2'14.397	37.647	32.892	33.242	30.616	284.9
12	2'11.316	36.993	32.174	32.662	29.487	276.2	4	2'13.135	37.266	32.723	33.053	30.093	289.5
13	2'10.516	36.579	31.925	32.572	29.440	277.6	5	2'13.262	37.856	32.493	32.965	29.948	282.7
14	2'23.530	36.806	32.048	43.300	31.376	275.5	6	2'20.857 *	37.965	35.691	34.922*	32.279	277.6
15	2'19.848	40.309	34.128	34.618	30.793	275.5	7	2'11.879	37.225	32.369	32.572	29.713	284.2
<b>2nd 35 Somkiat CHANTRA</b> IDEMITSU Honda Tea THA Runs=2 Total laps=17 Full laps=14 Valid laps=12							8	2'32.015 P	44.51*	37.026	36.149	34.321	279.7
1	3'16.056	37.070	34.628	34.394	32.148	279.0	9	9'10.839	37.236	32.730	33.084	29.812	279.0
2	2'14.489	38.484	32.683	32.943	30.379	281.2	10	2'11.824	36.920	32.046	33.051	29.807	281.9
3	2'13.783	37.877	32.567	33.214	30.125	279.7	11	2'10.911	36.968	31.962	32.435	29.546	283.4
4	2'12.648	37.598	32.116	32.734	30.200	280.5	12	2'10.845	36.748	31.910	32.618	29.569	283.4
5	2'15.882	39.798	32.714	33.263	30.107	279.7	13	2'19.945 *	45.16*	32.252	32.786	29.740	281.2
6	2'14.854 *	37.539	32.076	34.272*	30.967	279.0	14	2'10.662	36.649	32.000	32.449	29.564	281.2
7	2'12.944	37.600	32.259	33.063	30.022	279.0	15	2'15.812 *	36.90*	31.940	35.807	31.157	283.4
8	2'12.484	37.344	32.146	32.926	30.068	279.0	<b>5th 21 Alonso LOPEZ</b> Beta Tools SpeedUp SPA Runs=2 Total laps=15 Full laps=12 Valid laps=11						
9	2'12.259	37.555	32.021	32.933	29.750	279.0	1	2'18.505	35.459	34.359	34.198	31.432	270.6
10	2'12.211 *	37.212	31.766	33.237	29.996*	280.5	2	2'16.389	38.519	33.642	33.625	30.603	274.8
11	2'23.393	39.516	34.295	37.399	32.183	266.0	3	2'14.650	37.944	32.847	33.258	30.601	274.8
12	2'12.342	37.687	32.293	32.790	29.572	279.7	4	2'13.716	37.925	32.635	33.180	29.976	275.5
13	2'11.517	37.063	31.731	32.741	29.982	279.0	5	2'17.237	37.799	33.163	34.562	31.713	264.7
14	2'23.644 P	38.894	34.509	35.021	35.220	276.9	6	2'16.583	37.468	33.095	34.979	31.041	274.1
15	5'11.054 *	35.419	32.845*	33.310	29.937*	276.9	7	2'35.688 P	41.26*	37.427	38.819	38.174	267.3
16	2'11.760	37.193	32.010	32.847	29.710	278.3	8	8'48.523	36.020	32.722	34.407	29.851	274.8
17	2'10.525	36.813	31.890	32.422	29.400	279.0	9	2'11.472	36.775	31.962	33.026	29.709	278.3
<b>3rd 12 Filip SALAC</b> QJMOTOR Gresini M CZE Runs=3 Total laps=14 Full laps=9 Valid laps=9							10	2'11.148	36.778	31.903	32.785	29.682	276.2
1	2'33.760	36.519	34.274	34.634	30.621	279.7	11	2'14.605	37.798	32.703	34.004	30.100	273.4
2	2'15.424	38.505	32.990	33.624	30.305	279.0	12	2'13.117	36.972	32.549	33.614	29.982	274.8
3	2'13.641	37.536	32.714	33.177	30.214	278.3	13	2'11.617	36.678	32.090	32.506	30.343	276.2
4	2'12.637	37.351	32.345	32.977	29.964	278.3	14	2'10.678	36.676	31.951	32.350	29.701	276.9
5	2'12.687	37.259	32.501	32.883	30.044	277.6	15	2'24.464 *	40.193	34.110	35.485	34.676*	270.6
6	2'11.845	37.053	32.174	32.756	29.862	279.0	<b>Fastest Lap:</b> Jake DIXON Asterius GASGAS As GBR 2'10.516 36.579 31.925 32.572 29.440						

These data/results cannot be reproduced, stored and/or transmitted in whole or in part by any manner of electronic, mechanical, photocopying, recording, broadcasting or otherwise now known or herein after developed without the previous express consent by the copyright owner, except for reproduction in daily press and regular printed publications on sale to the public within 60 days of the event related to those data/results and always provided that copyright symbol appears together as follows below.  
© DORNA, 2023



# Practice Nr. 1

# Moto2

Lap	Lap Time	T1	T2	T3	T4	Speed	Lap	Lap Time	T1	T2	T3	T4	Speed		
<b>6th</b>	<b>40</b>	<b>Aron CANET</b>				Pons Wegow Los40 SPA			5	<b>2'11.848</b>	37.124	32.347	<b>32.459</b>	29.918	281.9
		Runs=4	Total laps=10	Full laps=3	Valid laps=3		6	2'18.720	P 37.550	33.297*	33.252*	34.621	278.3		
1	3'07.487	36.022	34.119	34.504	30.708	276.9	7	8'25.132	* 34.412	33.015	33.441	30.221*	274.8		
2	<b>2'14.261</b>	37.936	33.130	33.281	29.914	279.0	8	<b>2'11.839</b>	37.185	32.062	32.614	29.978	279.7		
3	<b>2'12.359</b>	37.143	32.294	33.073	29.849	<b>279.7</b>	9	<b>2'14.846</b>	37.094	32.192	35.289	30.271	279.7		
4	2'25.837	P 40.77*	33.356	34.880	36.826	276.9	10	<b>2'11.749</b>	37.216	32.060	32.584	29.889	279.0		
5	10'46.703	P 35.044	32.422	33.061	34.987	277.6	11	<b>2'16.382</b>	38.406	33.683	33.860	30.433	279.0		
6	6'33.503	31.646	32.380	32.770	29.804	277.6	12	<b>2'13.573</b>	36.867	31.966	34.460	30.280	<b>284.9</b>		
7	<b>2'10.704</b>	<b>36.699</b>	<b>31.783</b>	<b>32.644</b>	29.578	279.7	13	<b>2'11.270</b>	37.002	31.845	32.700	29.723	281.9		
8	2'18.806	P 37.55*	32.701	34.503	34.046	279.7	14	<b>2'10.774</b>	<b>36.792</b>	<b>31.783</b>	32.489	<b>29.710</b>	281.9		
9	5'18.973	35.629	38.044	33.678	<b>29.546</b>	272.0	15	<b>2'11.385</b>	37.038	32.069	32.526	29.752	279.7		
10	2'24.336	P 36.777	32.013	35.906	39.640	278.3									

Lap	Lap Time	T1	T2	T3	T4	Speed
<b>7th</b>	<b>7</b>	<b>Barry BALTUS</b>				Fieten Olie Racing GP BEL
		Runs=2	Total laps=16	Full laps=13	Valid laps=12	
1	2'37.330	35.633	34.447	34.739	31.624	278.3
2	<b>2'14.563</b>	38.384	32.922	33.340	29.917	<b>285.7</b>
3	<b>2'12.589</b>	37.686	32.476	32.673	29.754	281.9
4	<b>2'12.022</b>	37.274	32.444	32.741	<b>29.563</b>	278.3
5	<b>2'11.781</b>	37.053	32.182	32.705	29.841	279.7
6	<b>2'11.903</b>	37.140	32.156	32.795	29.812	280.5
7	<b>2'11.960</b>	37.230	32.270	32.618	29.842	277.6
8	<b>2'11.339</b>	36.937	32.172	<b>32.530</b>	29.700	277.6
9	<b>2'11.808</b>	37.066	32.222	32.715	29.805	278.3
10	2'19.459	P 37.94*	33.615	33.766	34.129	275.5
11	7'07.728	34.518	32.731	32.875	29.755	278.3
12	<b>2'13.013</b>	37.232	32.118	34.100	29.563	279.0
13	<b>2'11.087</b>	36.855	32.009	32.603	29.620	279.0
14	<b>2'10.911</b>	36.834	31.909	32.572	29.596	278.3
15	<b>2'10.753</b>	<b>36.745</b>	<b>31.850</b>	32.533	29.625	278.3
16	2'17.436	* 37.455	32.735	35.155	32.091*	274.8

Lap	Lap Time	T1	T2	T3	T4	Speed
<b>10th</b>	<b>52</b>	<b>Jeremy ALCOBA</b>				QJMOTOR Gresini M SPA
		Runs=2	Total laps=16	Full laps=13	Valid laps=12	
1	2'42.278	38.552	34.697	34.866	31.891	279.7
2	<b>2'16.958</b>	39.121	33.320	33.503	31.014	281.9
3	<b>2'15.090</b>	38.216	32.870	33.540	30.464	<b>282.7</b>
4	<b>2'14.230</b>	37.629	32.640	33.658	30.303	279.0
5	<b>2'12.967</b>	37.445	32.417	32.964	30.141	281.9
6	<b>2'13.377</b>	37.513	32.349	33.185	30.330	279.7
7	<b>2'12.730</b>	37.322	32.393	32.990	30.025	277.6
8	<b>2'12.607</b>	37.161	32.426	33.022	29.998	276.9
9	<b>2'13.167</b>	37.382	32.540	33.109	30.136	277.6
10	<b>2'12.441</b>	37.193	32.359	32.988	29.901	276.9
11	<b>2'12.059</b>	37.188	32.011	33.038	29.822	280.5
12	2'18.429	P 37.679	33.247	33.932	33.571	274.8
13	7'29.843	37.302	32.791	33.125	29.802	274.8
14	<b>2'10.790</b>	<b>36.687</b>	<b>31.870</b>	<b>32.610</b>	29.623	276.9
15	<b>2'11.042</b>	36.775	32.014	32.658	<b>29.595</b>	277.6
16	2'19.341	* 36.80*	34.665	37.234	30.637	267.3

Lap	Lap Time	T1	T2	T3	T4	Speed
<b>8th</b>	<b>54</b>	<b>Fermin ALDEGUER</b>				Beta Tools SpeedUp SPA
		Runs=3	Total laps=15	Full laps=10	Valid laps=10	
1	2'21.722	36.973	34.786	35.239	30.874	270.0
2	<b>2'14.423</b>	38.223	32.812	33.447	29.941	276.9
3	<b>2'13.334</b>	37.543	32.344	33.584	29.863	<b>278.3</b>
4	<b>2'12.470</b>	37.357	32.199	33.065	29.849	276.2
5	2'20.731	P 39.532	34.096	33.447	33.656	278.3
6	3'52.617	35.203	32.994	33.108	30.576	276.9
7	<b>2'18.142</b>	37.504	32.236	37.810	30.592	277.6
8	<b>2'11.979</b>	37.252	32.147	32.724	29.856	277.6
9	2'22.879	P 42.978	33.095	33.608	33.198	278.3
10	7'01.550	34.443	32.622	32.948	30.516	276.9
11	<b>2'10.948</b>	37.079	31.797	<b>32.432</b>	<b>29.640</b>	277.6
12	<b>2'14.701</b>	37.510	33.610	33.574	30.007	276.9
13	<b>2'10.767</b>	<b>36.822</b>	<b>31.713</b>	32.566	29.666	278.3
14	<b>2'19.465</b>	36.823	31.830	35.498	35.314	277.6
15	<b>2'22.728</b>	42.338	33.376	35.520	31.494	276.9

Lap	Lap Time	T1	T2	T3	T4	Speed
<b>11th</b>	<b>22</b>	<b>Sam LOWES</b>				Elf Marc VDS Racing GBR
		Runs=2	Total laps=16	Full laps=13	Valid laps=11	
1	2'57.593	39.110	35.226	34.905	31.125	276.9
2	<b>2'14.762</b>	38.378	32.932	33.266	30.186	281.2
3	<b>2'14.292</b>	37.851	32.748	33.323	30.370	281.9
4	<b>2'14.648</b>	37.717	32.805	33.886	30.240	281.2
5	<b>2'14.160</b>	37.606	33.147	32.886	30.521	280.5
6	2'13.962	* 37.547	32.804	33.271*	30.340	<b>285.7</b>
7	<b>2'13.024</b>	37.787	32.586	32.825	29.826	281.9
8	<b>2'13.961</b>	37.240	32.685	33.244	30.792	283.4
9	<b>2'11.841</b>	37.076	32.225	32.715	29.825	279.7
10	<b>2'11.965</b>	37.111	32.177	32.787	29.890	279.7
11	2'23.846	P 41.439	32.844	33.593	35.970	279.7
12	6'47.337	35.563	32.630	33.081	30.011	277.6
13	<b>2'11.300</b>	37.051	31.977	32.553	29.719	278.3
14	<b>2'11.074</b>	36.897	<b>31.850</b>	32.674	<b>29.653</b>	279.0
15	<b>2'10.964</b>	<b>36.849</b>	31.855	<b>32.459</b>	29.801	279.0
16	2'18.258	* 42.475	32.339	32.930	30.514*	279.7

Lap	Lap Time	T1	T2	T3	T4	Speed
<b>9th</b>	<b>14</b>	<b>Tony ARBOLINO</b>				Elf Marc VDS Racing ITA
		Runs=2	Total laps=15	Full laps=12	Valid laps=12	
1	3'10.662	35.849	33.969	34.137	30.711	276.9
2	<b>2'13.750</b>	37.868	32.683	33.010	30.189	280.5
3	<b>2'12.371</b>	37.517	32.201	32.821	29.832	279.7
4	<b>2'12.152</b>	37.001	32.230	32.839	30.082	279.7

Lap	Lap Time	T1	T2	T3	T4	Speed
<b>12th</b>	<b>64</b>	<b>Bo BENDSNEYDER</b>				Pertamina Mandalika NED
		Runs=2	Total laps=15	Full laps=12	Valid laps=11	
1	2'44.592	37.196	35.703	34.515	31.225	275.5
2	<b>2'16.610</b>	38.971	33.394	33.666	30.579	277.6
3	<b>2'14.912</b>	38.015	32.966	33.236	30.695	276.9
4	<b>2'13.864</b>	37.858	32.928	33.015	30.063	276.9

**Fastest Lap:** Jake DIXON Asterius GASGAS As GBR **2'10.516** 36.579 31.925 32.572 29.440

These data/results cannot be reproduced, stored and/or transmitted in whole or in part by any manner of electronic, mechanical, photocopying, recording, broadcasting or otherwise now known or herein after developed without the previous express consent by the copyright owner, except for reproduction in daily press and regular printed publications on sale to the public within 60 days of the event related to those data/results and always provided that copyright symbol appears together as follows below.  
© DORNA, 2023

# Practice Nr. 1

# Moto2

Lap	Lap Time	T1	T2	T3	T4	Speed	Lap	Lap Time	T1	T2	T3	T4	Speed
5	<b>2'13.348</b>	37.517	32.712	33.020	30.099	276.9	6	2'14.920 *	37.274	32.606	34.530*	30.510	281.2
6	<b>2'16.494</b>	37.373	34.443	34.497	30.181	272.0	7	<b>2'12.700</b>	37.779	32.467	32.593	29.861	281.9
7	<b>2'15.158</b>	37.313	32.740	34.967	30.138	276.2	8	2'17.531 P	37.357	32.584	32.818	34.772	281.9
8	<b>2'12.763</b>	37.277	32.549	32.950	29.987	275.5	9	10'59.854	38.411	33.194	33.583	32.700	278.3
9	<b>2'12.027</b>	37.084	32.357	32.735	29.851	275.5	10	<b>2'12.278</b>	37.557	32.344	32.584	29.793	279.7
10	2'20.180 P	37.059	34.611	33.978	34.532	268.6	11	<b>2'16.785</b>	42.284	32.108	32.738	29.655	279.7
11	9'13.561	32.544	32.914	32.876	29.849	274.8	12	<b>2'12.122</b>	37.222	32.607	32.470	29.823	279.7
12	<b>2'11.303</b>	36.885	32.110	32.694	29.614	275.5	13	2'11.715	37.246	32.061	32.777	29.631	280.5
13	2'11.099	36.819	32.202	32.426	29.652	276.9	14	2'14.715 *	37.240	32.082	32.454	32.939*	280.5
14	<b>2'12.461</b>	36.862	32.143	33.753	29.703	278.3							
15	2'19.008 *	39.79*	34.562	34.124	30.524*	271.3							

**13th 18 Manuel GONZALEZ** Correos Prepagos Yam SPA  
Runs=2 Total laps=15 Full laps=12 Valid laps=10

1	3'14.924	36.080	34.099	35.151	30.708	276.9
2	<b>2'15.414</b>	38.289	33.212	33.325	30.588	279.7
3	<b>2'14.208</b>	37.945	32.875	33.316	30.072	281.9
4	<b>2'12.957</b>	37.570	32.464	32.858	30.065	280.5
5	2'15.953 *	36.85*	32.809	33.621	32.664	279.0
6	2'16.883 P	37.427	32.209	34.032*	33.215	279.7
7	8'30.579	33.872	32.877	36.882	30.287	277.6
8	<b>2'12.201</b>	37.243	32.309	32.789	29.860	279.7
9	<b>2'11.812</b>	37.198	31.959	32.798	29.857	279.7
10	<b>2'18.229</b>	36.995	31.958	33.037	36.239	280.5
11	<b>2'11.413</b>	36.916	31.970	32.875	29.652	283.4
12	<b>2'16.328</b>	36.925	31.907	35.656	31.840	278.3
13	<b>2'25.412</b>	37.068	33.802	41.938	32.604	260.2
14	2'11.275	36.940	32.022	32.592	29.721	280.5
15	2'17.996 *	37.186	32.503	35.902	32.405*	278.3

**14th 16 Joe ROBERTS** Italtrans Racing Team USA  
Runs=2 Total laps=16 Full laps=13 Valid laps=11

1	3'03.333	40.367	36.343	35.022	31.465	271.3
2	<b>2'15.977</b>	38.349	33.612	33.615	30.401	276.2
3	<b>2'14.233</b>	37.702	32.883	33.355	30.293	277.6
4	<b>2'12.910</b>	37.507	32.470	32.867	30.066	279.0
5	<b>2'15.393</b>	38.429	33.128	33.674	30.162	278.3
6	2'14.981 *	37.274	32.438	33.620*	31.649	277.6
7	<b>2'17.602</b>	37.476	32.629	35.685	31.812	278.3
8	<b>2'13.879</b>	37.060	33.527	33.095	30.197	279.0
9	<b>2'12.072</b>	36.939	32.172	33.139	29.822	277.6
10	<b>2'11.836</b>	37.007	32.289	32.730	29.810	276.2
11	2'23.191 P	39.79*	34.339	34.109	34.950	275.5
12	6'25.799	36.510	33.651	34.231	30.070	274.8
13	<b>2'22.347</b>	40.696	32.626	38.651	30.374	274.8
14	2'11.430	36.893	32.144	32.687	29.706	278.3
15	<b>2'11.842</b>	37.169	32.189	32.646	29.838	277.6
16	2'22.145 *	36.986	40.982	33.507	30.670*	273.4

**15th 13 Celestino VIETTI** Fantic Racing ITA  
Runs=2 Total laps=14 Full laps=11 Valid laps=9

1	2'54.561	39.248	34.852	34.904	31.499	278.3
2	<b>2'17.061</b>	39.467	33.388	33.595	30.611	281.2
3	<b>2'14.763</b>	38.245	32.968	33.131	30.419	281.2
4	<b>2'13.904</b>	37.887	32.607	33.195	30.215	281.2
5	<b>2'14.109</b>	38.349	32.746	32.950	30.064	281.2

**16th 15 Darryn BINDER** Liqui Moly Husqvarna RSA  
Runs=2 Total laps=15 Full laps=12 Valid laps=10

1	2'37.320	39.382	36.304	36.378	32.885	278.3
2	<b>2'19.741</b>	40.190	34.546	34.049	30.956	287.2
3	2'15.824 *	38.253	33.162	33.462	30.947*	281.9
4	<b>2'14.514</b>	37.945	33.017	33.297	30.255	281.2
5	<b>2'14.407</b>	37.851	32.755	33.531	30.270	281.2
6	<b>2'30.398</b>	37.401	32.662	45.444	34.891	282.7
7	<b>2'20.100</b>	39.595	35.519	34.461	30.525	274.8
8	2'19.888 P	37.866	33.149	34.472	34.401	281.2
9	9'19.670	35.026	32.904	33.435	30.001	280.5
10	<b>2'12.688</b>	37.178	32.090	33.135	30.285	284.2
11	<b>2'12.097</b>	37.126	32.234	32.802	29.935	281.2
12	<b>2'12.582</b>	37.134	32.920	32.769	29.759	283.4
13	2'20.235 *	40.03*	33.146	37.171	29.879	277.6
14	2'11.742	36.884	32.189	32.832	29.837	281.9
15	<b>2'14.543</b>	37.816	32.545	33.347	30.835	281.9

**17th 71 Dennis FOGGIA** Italtrans Racing Team ITA  
Runs=2 Total laps=15 Full laps=12 Valid laps=11

1	2'47.624	37.926	35.440	34.983	31.901	280.5
2	<b>2'17.493</b>	38.840	33.303	34.282	31.068	282.7
3	<b>2'16.680</b>	38.725	33.494	33.752	30.709	281.2
4	<b>2'14.300</b>	38.065	32.640	33.371	30.224	282.7
5	<b>2'13.875</b>	37.989	32.645	32.967	30.274	280.5
6	<b>2'17.099</b>	37.587	32.516	35.658	31.338	281.2
7	<b>2'13.574</b>	37.544	32.754	33.210	30.066	283.4
8	<b>2'13.402</b>	37.541	32.514	33.171	30.176	281.2
9	<b>2'13.053</b>	37.301	32.761	33.012	29.979	281.2
10	<b>2'16.134</b>	37.333	32.314	35.820	30.667	281.2
11	<b>2'11.997</b>	37.097	32.285	32.803	29.812	282.7
12	2'11.931	37.056	32.250	32.693	29.932	281.2
13	2'23.222 P	37.083	32.168	37.473	36.498	281.2
14	8'15.773	34.476	32.851	33.609	33.547	281.2
15	2'12.699 *	37.289	32.464*	32.967	29.979	279.7

**18th 75 Albert ARENAS** Red Bull KTM Ajo SPA  
Runs=2 Total laps=15 Full laps=12 Valid laps=11

1	2'47.052	38.212	36.049	35.366	32.609	275.5
2	<b>2'18.000</b>	39.074	33.793	33.955	31.178	284.9
3	<b>2'16.045</b>	38.573	33.496	33.513	30.463	277.6
4	<b>2'14.625</b>	38.058	32.819	33.422	30.326	279.0
5	<b>2'15.287</b>	37.650	33.661	33.477	30.499	278.3
6	<b>2'15.604</b>	37.451	32.308	34.640	31.205	286.4
7	<b>2'13.721</b>	37.677	32.766	33.218	30.060	279.0
8	2'18.565 P	38.657	33.205	33.169	33.534	281.9

<b>Fastest Lap:</b> Jake DIXON	Asterius GASGAS As	GBR	<b>2'10.516</b>	36.579	31.925	32.572	29.440
--------------------------------	--------------------	-----	-----------------	--------	--------	--------	--------

These data/results cannot be reproduced, stored and/or transmitted in whole or in part by any manner of electronic, mechanical, photocopying, recording, broadcasting or otherwise now known or herein after developed without the previous express consent by the copyright owner, except for reproduction in daily press and regular printed publications on sale to the public within 60 days of the event related to those data/results and always provided that copyright symbol appears together as follows below.  
© DORNA, 2023

# Practice Nr. 1

# Moto2

Lap	Lap Time	T1	T2	T3	T4	Speed	Lap	Lap Time	T1	T2	T3	T4	Speed			
9	8'38.263	35.846	33.411	33.774	30.207	275.5	13	<b>2'17.380</b>	<b>37.067</b>	32.446	37.725	30.142	274.1			
10	<b>2'13.130</b>	37.213	32.549	33.171	30.197	278.3	14	<b>2'12.767</b>	37.099	32.475	33.111	30.082	272.7			
11	<b>2'13.264</b>	37.369	32.327	33.490	30.078	280.5	15	2'15.050 *	37.670	32.557	33.984	30.839*	273.4			
12	<b>2'13.788</b>	<b>37.087</b>	32.309	33.439	30.953	276.9	<b>22nd 79 Ai OGURA</b> IDEMITSU Honda Tea JPN									
13	<b>2'13.101</b>	37.452	32.422	33.124	30.103	277.6	Runs=2		Total laps=8		Full laps=6		Valid laps=5			
14	<b>2'12.426</b>	37.289	32.276	<b>32.899</b>	<b>29.962</b>	277.6	1	2'54.815	38.694	35.306	35.412	31.604	273.4			
15	2'18.595 *	37.128	<b>31.975</b>	36.513	32.979*	278.3	2	<b>2'16.625</b>	38.913	33.166	33.889	30.657	276.9			
<b>19th 4 Sean Dylan KELLY</b> American Racing USA							3	<b>2'17.417</b>	40.633	32.844	33.439	30.501	279.7			
Runs=2		Total laps=14		Full laps=11		Valid laps=10		4	<b>2'14.155</b>	37.807	32.824	33.198	30.326	279.0		
1	2'33.047	42.348	35.003	35.089	31.708	271.3	5	<b>2'12.793</b>	37.587	<b>32.295</b>	<b>32.902</b>	<b>30.009</b>	<b>284.9</b>			
2	2'17.622 *	39.189	33.807*	33.920	30.706	<b>276.2</b>	6	2'21.696 *	<b>37.311</b>	32.593	39.806*	31.986	280.5			
3	<b>2'15.090</b>	38.241	32.984	33.483	30.382	275.5	7	<b>2'13.486</b>	37.797	32.338	33.072	30.279	281.9			
4	<b>2'14.189</b>	38.013	32.802	33.148	30.226	276.2	8	2'37.221 P	45.11*	37.308	37.114	37.684	255.9			
5	<b>2'23.719</b>	37.780	33.104	41.066	31.769	272.0	unfinished		40.008		33.163		126.6			
6	<b>2'20.079</b>	37.724	32.871	35.955	33.529	276.2	<b>23rd 84 Zonta VD GOORBE</b> Fieten Olie Racing GP NED									
7	<b>2'13.934</b>	37.694	32.770	33.386	30.084	275.5	Runs=2		Total laps=14		Full laps=11		Valid laps=11			
8	<b>2'13.515</b>	37.541	32.702	33.173	30.099	274.1	1	2'36.992	38.846	36.604	36.307	32.121	282.7			
9	2'23.905 P	37.556	35.194	36.381	34.774	266.6	2	<b>2'20.341</b>	39.637	34.101	34.731	31.872	279.7			
10	8'04.012	45.633	35.086	35.519	31.278	262.1	3	<b>2'18.093</b>	38.820	33.739	34.707	30.827	<b>283.4</b>			
11	<b>2'13.639</b>	37.521	32.809	32.985	30.324	274.8	4	<b>2'15.849</b>	38.294	33.319	33.656	30.580	279.7			
12	<b>2'23.065</b>	41.178	34.856	34.802	32.229	271.3	5	<b>2'15.756</b>	37.917	33.231	33.890	30.718	278.3			
13	<b>2'12.576</b>	<b>37.162</b>	<b>32.253</b>	33.358	<b>29.803</b>	274.8	6	<b>2'15.785</b>	38.001	33.185	33.900	30.699	278.3			
14	<b>2'26.981</b>	37.336	32.376	40.198	37.071	274.8	7	<b>2'14.675</b>	37.847	33.039	33.290	30.499	278.3			
unfinished		37.211		32.451		<b>32.857</b>		274.8		8	2'29.864 P	43.747	33.858	36.465	35.794	277.6
<b>20th 24 Marcos RAMIREZ</b> Forward Team SPA							9	10'01.989	37.872	33.936	33.894	30.488	275.5			
Runs=2		Total laps=13		Full laps=10		Valid laps=8		10	<b>2'14.717</b>	37.819	32.912	33.432	30.554	277.6		
1	2'24.791	38.174	35.612	35.482	31.412	272.7	11	<b>2'13.970</b>	37.618	32.666	33.320	30.366	278.3			
2	<b>2'17.059</b>	39.307	33.123	34.009	30.620	271.3	12	<b>2'16.271</b>	37.771	32.694	<b>33.103</b>	32.703	277.6			
3	<b>2'14.837</b>	38.086	32.914	33.446	30.391	272.7	13	<b>2'17.371</b>	37.937	33.847	34.206	31.381	280.5			
4	2'24.301 *	45.55*	32.877	35.366	30.505	272.0	14	<b>2'12.876</b>	<b>37.390</b>	<b>32.329</b>	33.116	<b>30.041</b>	279.0			
5	<b>2'14.223</b>	37.824	32.660	33.360	30.379	274.1	<b>24th 19 Lorenzo DALLA PO</b> Pertamina Mandalika ITA									
6	2'25.454 P	37.469	32.528	40.117	35.340	274.1	Runs=2		Total laps=14		Full laps=11		Valid laps=10			
7	10'56.688	37.130	35.562	37.641	30.444	270.0	1	2'38.400	38.188	35.417	35.884	31.525	275.5			
8	<b>2'16.349</b>	38.071	33.498	34.210	30.570	<b>281.2</b>	2	<b>2'18.335</b>	39.480	33.895	34.214	30.746	<b>281.9</b>			
9	<b>2'13.184</b>	37.311	32.474	33.244	30.155	278.3	3	<b>2'16.935</b>	38.560	33.896	33.791	30.688	280.5			
10	2'16.996 *	38.14*	32.984	33.251	32.619	278.3	4	<b>2'14.756</b>	38.027	32.930	33.465	30.334	279.7			
11	<b>2'13.182</b>	<b>37.289</b>	32.401	33.277	30.215	279.7	5	2'20.721 *	41.621	33.603*	33.533	31.964*	278.3			
12	<b>2'14.299</b>	38.239	32.762	33.192	<b>30.106</b>	279.0	6	2'39.285 P	38.423	33.049	46.644	41.169	280.5			
13	<b>2'12.762</b>	37.334	<b>32.244</b>	<b>33.056</b>	30.128	280.5	7	11'10.098	38.112	33.790	33.655	30.429	281.2			
<b>21st 33 Rory SKINNER</b> American Racing GBR							8	<b>2'12.965</b>	37.746	32.465	<b>32.815</b>	<b>29.939</b>	279.7			
Runs=2		Total laps=15		Full laps=12		Valid laps=11		9	<b>2'24.706</b>	43.283	32.820	38.216	30.387	276.2		
1	2'38.907	36.926	34.883	34.553	31.278	272.0	10	<b>2'13.230</b>	37.723	32.444	32.923	30.140	277.6			
2	<b>2'16.719</b>	38.964	33.092	33.901	30.762	<b>279.7</b>	11	<b>2'23.784</b>	41.439	35.291	33.865	33.189	271.3			
3	<b>2'14.747</b>	37.981	32.749	33.422	30.595	276.2	12	<b>2'27.810</b>	37.712	<b>32.440</b>	37.586	40.072	279.0			
4	<b>2'14.435</b>	37.931	32.721	33.308	30.475	273.4	13	<b>2'13.946</b>	37.725	32.642	33.241	30.338	276.2			
5	<b>2'13.620</b>	37.660	32.771	33.026	30.163	273.4	14	<b>2'36.999</b>	<b>37.693</b>	48.597	38.608	32.101	259.6			
6	<b>2'13.791</b>	37.581	32.747	33.078	30.385	274.1	<b>25th 11 Sergio GARCIA</b> Pons Wegow Los40 SPA									
7	2'21.673 P	37.770	33.041	36.075	34.787	273.4	Runs=2		Total laps=14		Full laps=11		Valid laps=10			
8	9'23.958	35.150	33.333	33.406	30.343	274.8	1	2'35.909	37.946	35.805	35.491	31.341	280.5			
9	<b>2'13.063</b>	37.344	32.685	<b>32.778</b>	30.256	273.4	2	<b>2'17.596</b>	39.059	33.585	34.029	30.923	<b>281.9</b>			
10	<b>2'15.029</b>	37.614	33.876	33.325	30.214	270.6	3	<b>2'16.342</b>	38.560	33.063	33.801	30.918	277.6			
11	<b>2'13.103</b>	37.458	<b>32.346</b>	32.977	30.322	274.1	4	2'15.385 *	38.295	33.392*	33.268	30.430	281.2			
12	<b>2'12.882</b>	37.184	32.388	33.377	<b>29.933</b>	274.8										

**Fastest Lap:** Jake DIXON Asterius GASGAS As GBR **2'10.516** 36.579 31.925 32.572 29.440

These data/results cannot be reproduced, stored and/or transmitted in whole or in part by any manner of electronic, mechanical, photocopying, recording, broadcasting or otherwise now known or herein after developed without the previous express consent by the copyright owner, except for reproduction in daily press and regular printed publications on sale to the public within 60 days of the event related to those data/results and always provided that copyright symbol appears together as follows below.  
© DORNA, 2023

## Practice Nr. 1

## Moto2

Lap	Lap Time	T1	T2	T3	T4	Speed	Lap	Lap Time	T1	T2	T3	T4	Speed
5	2'14.587	37.894	32.775	33.315	30.603	281.9	7	2'16.774	38.716	33.257	33.921	30.880	276.2
6	4'32.342 P	37.787	32.496	2'43.248	38.811	279.7	8	2'15.918	38.322	33.094	33.683	30.819	276.9
7	9'44.118	34.970	33.117	33.713	30.783	277.6	9	2'16.759	38.093	32.913	33.457	32.296	278.3
8	2'14.104	37.781	32.705	33.250	30.368	280.5	10	2'23.643 P	40.11*	34.202	34.734	34.590	275.5
9	2'14.472	37.796	32.575	33.314	30.787	278.3	11	5'55.834	34.874	33.477	34.556	31.979	274.8
10	2'13.934	37.468	32.677	33.170	30.619	280.5	12	2'16.204	38.323	33.288	34.085	30.508	275.5
11	2'13.740	37.778	32.609	33.063	30.290	279.7							
12	2'14.213	37.705	32.720	33.393	30.395	277.6							
13	2'13.754	37.500	32.498	33.371	30.385	276.9							
14	2'13.213	37.547	32.654	32.951	30.061	277.6							

**26th 3** Lukas TULOVIC Liqui Moly Husqvarna GER  
Runs=2 Total laps=15 Full laps=12 Valid laps=11

1	2'45.137	39.140	36.716	36.926	33.022	270.0
2	2'21.944	40.517	34.596	34.860	31.971	281.9
3	2'20.213	40.091	34.234	34.746	31.142	276.2
4	2'18.433	38.848	33.724	34.572	31.289	281.9
5	2'17.866	39.050	33.919	34.085	30.812	280.5
6	2'18.902 *	38.816	33.566	34.376*	32.144	275.5
7	2'23.041 P	38.880	34.262	35.200	34.699	276.9
8	7'40.509	36.134	33.518	34.012	30.913	275.5
9	2'15.672	38.257	33.016	33.653	30.746	276.2
10	2'15.883	37.934	33.636	33.656	30.657	277.6
11	2'15.045	37.956	32.955	33.505	30.629	276.2
12	2'16.422	38.122	33.071	34.596	30.633	276.9
13	2'18.311	38.184	33.556	35.658	30.913	276.9
14	2'14.428	37.755	32.664	33.583	30.426	277.6
15	2'13.775	37.544	32.664	33.159	30.408	278.3

**27th 72** Borja GOMEZ Fantic Racing SPA  
Runs=2 Total laps=16 Full laps=13 Valid laps=10

1	2'40.769	37.232	35.356	35.071	32.275	278.3
2	2'18.562	39.602	33.720	33.841	31.399	279.7
3	2'18.718 *	39.065	34.524	33.820	31.309*	278.3
4	2'17.049	38.798	33.677	33.737	30.837	278.3
5	2'17.744	39.002	33.471	33.563	31.708	280.5
6	2'17.826 *	38.666	33.295	34.642*	31.223	279.7
7	2'17.458	38.766	33.710	34.041	30.941	277.6
8	2'16.934	38.832	33.321	33.878	30.903	276.2
9	2'16.212	38.550	33.101	33.694	30.867	277.6
10	2'15.656	38.452	32.954	33.548	30.702	279.0
11	2'23.127	40.585	33.645	38.019	30.878	272.0
12	2'17.096	38.525	32.997	33.192	32.382	280.5
13	2'22.762 P	38.67*	34.115	34.414	35.555	274.1
14	7'02.259	37.041	33.745	34.336	38.999	278.3
15	2'16.096 *	38.494	33.129	33.555	30.918*	276.9
16	2'16.065	38.524	33.328	33.537	30.676	277.6

**28th 28** Izan GUEVARA Asterius GASGAS As SPA  
Runs=3 Total laps=12 Full laps=7 Valid laps=7

1	3'00.885	40.013	36.055	36.113	36.254	273.4
2	2'23.147	40.887	34.758	35.765	31.737	276.2
3	2'20.241	39.713	34.270	34.772	31.486	273.4
4	2'25.562 P	41.583	34.250	34.304	35.425	274.8
5	10'07.784	36.543	34.211	36.339	31.456	275.5
6	2'22.610	38.668	36.702	35.330	31.910	275.5

**29th 98** David SANCHIS Forward Team SPA  
Runs=2 Total laps=10 Full laps=6 Valid laps=6

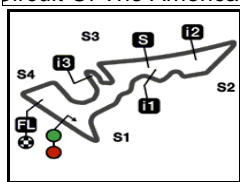
1	2'43.473	41.322	37.496	37.777	32.375	266.6
2	2'21.416	40.705	34.050	35.056	31.605	274.1
3	2'18.860	39.583	33.631	34.550	31.096	272.0
4	2'18.417	38.879	33.401	34.870	31.267	272.7
5	2'35.677 P	45.56*	35.681	39.429	35.002	266.6
6	11'59.837	36.440	35.132	34.764	31.697	269.3
7	2'18.272	38.941	33.527	34.635	31.169	271.3
8	2'18.139	38.901	33.733	34.097	31.408	270.6
9	2'28.884	40.795	36.690	37.949	33.450	252.3
10	2'26.783 P	38.722	35.010	37.338	35.713	253.5

**30th 2** Soichiro MINAMIMO Correos Prepagos Yam JPN  
Runs=2 Total laps=15 Full laps=12 Valid laps=10

1	2'30.084	39.102	36.200	36.992	33.436	273.4
2	2'24.111	41.587	35.533	35.236	31.755	275.5
3	2'22.210	40.729	34.613	35.345	31.523	277.6
4	2'21.831	39.936	34.522	35.660	31.713	276.9
5	2'26.089	40.290	34.237	37.485	34.077	279.0
6	2'21.823 *	40.067	34.218	35.352*	32.186	274.1
7	2'22.226	40.169	34.294	35.445	32.318	273.4
8	2'21.577	40.008	34.402	35.372	31.795	273.4
9	2'20.437	39.770	33.780	34.974	31.913	274.1
10	2'26.286 P	40.147	34.373	35.273	36.493	270.6
11	7'49.457	38.768	35.251	35.209	31.664	275.5
12	2'20.105	39.484	33.889	35.260	31.472	274.1
13	2'18.700	39.079	33.717	34.330	31.574	277.6
14	2'19.758	39.330	34.027	34.627	31.774	273.4
15	2'20.640 *	39.215	33.833	36.124	31.468*	276.2

**Fastest Lap:** Jake DIXON Asterius GASGAS As GBR 2'10.516 36.579 31.925 32.572 29.440

These data/results cannot be reproduced, stored and/or transmitted in whole or in part by any manner of electronic, mechanical, photocopying, recording, broadcasting or otherwise now known or herein after developed without the previous express consent by the copyright owner, except for reproduction in daily press and regular printed publications on sale to the public within 60 days of the event related to those data/results and always provided that copyright symbol appears together as follows below.  
© DORNA, 2023



5513 m.

## RED BULL GRAND PRIX OF THE AMERICAS

## Practice Nr. 1

## Best Partial Times

Moto2™

IT Ideal Lap Time, sum of the best partial times

BT Best Lap Time

T1		T2		T3		T4				IT	BT	
Pos	Rider	Time	Rider	Time	Rider	Time	Rider	Time	Pos	Rider	IT	BT
1	F.SALAC	36.537	F.ALDEGUER	31.713	A.LOPEZ	32.350	S.CHANTRA	29.400	1	S.CHANTRA	2'10.366	2'10.525 (2)
2	J.DIXON	36.579	S.CHANTRA	31.731	S.CHANTRA	32.422	J.DIXON	29.440	2	J.DIXON	2'10.516	2'10.516 (1)
3	P.ACOSTA	36.649	T.ARBOLINO	31.783	B.BENDSNEYDE	32.426	P.ACOSTA	29.546	3	F.SALAC	2'10.538	2'10.538 (3)
4	A.LOPEZ	36.676	A.CANET	31.783	F.ALDEGUER	32.432	A.CANET	29.546	4	P.ACOSTA	2'10.540	2'10.662 (4)
5	J.ALCOBA	36.687	F.SALAC	31.848	P.ACOSTA	32.435	B.BALTUS	29.563	5	F.ALDEGUER	2'10.607	2'10.767 (8)
6	A.CANET	36.699	B.BALTUS	31.850	C.VIETTI	32.454	F.SALAC	29.594	6	A.LOPEZ	2'10.611	2'10.678 (5)
7	B.BALTUS	36.745	S.LOWES	31.850	T.ARBOLINO	32.459	J.ALCOBA	29.595	7	A.CANET	2'10.672	2'10.704 (6)
8	T.ARBOLINO	36.792	J.ALCOBA	31.870	S.LOWES	32.459	B.BENDSNEYDE	29.614	8	B.BALTUS	2'10.688	2'10.753 (7)
9	S.CHANTRA	36.813	A.LOPEZ	31.903	B.BALTUS	32.530	C.VIETTI	29.631	9	T.ARBOLINO	2'10.744	2'10.774 (9)
10	B.BENDSNEYDE	36.819	M.GONZALEZ	31.907	F.SALAC	32.559	F.ALDEGUER	29.640	10	J.ALCOBA	2'10.762	2'10.790 (10)
11	F.ALDEGUER	36.822	P.ACOSTA	31.910	J.DIXON	32.572	M.GONZALEZ	29.652	11	S.LOWES	2'10.811	2'10.964 (11)
12	S.LOWES	36.849	J.DIXON	31.925	M.GONZALEZ	32.592	S.LOWES	29.653	12	B.BENDSNEYDE	2'10.969	2'11.099 (12)
13	D.BINDER	36.884	A.ARENAS	31.975	J.ALCOBA	32.610	A.LOPEZ	29.682	13	M.GONZALEZ	2'11.067	2'11.275 (13)
14	J.ROBERTS	36.893	C.VIETTI	32.061	A.CANET	32.644	J.ROBERTS	29.706	14	C.VIETTI	2'11.368	2'11.715 (15)
15	M.GONZALEZ	36.916	D.BINDER	32.090	J.ROBERTS	32.646	T.ARBOLINO	29.710	15	J.ROBERTS	2'11.389	2'11.430 (14)
16	D.FOGGIA	37.056	B.BENDSNEYDE	32.110	D.FOGGIA	32.693	D.BINDER	29.759	16	D.BINDER	2'11.502	2'11.742 (16)
17	R.SKINNER	37.067	J.ROBERTS	32.144	D.BINDER	32.769	S.KELLY	29.803	17	D.FOGGIA	2'11.729	2'11.931 (17)
18	A.ARENAS	37.087	D.FOGGIA	32.168	R.SKINNER	32.778	D.FOGGIA	29.812	18	A.ARENAS	2'11.923	2'12.426 (18)
19	S.KELLY	37.162	M.RAMIREZ	32.244	L.DALLA PORTA	32.815	R.SKINNER	29.933	19	S.KELLY	2'12.075	2'12.576 (19)
20	C.VIETTI	37.222	S.KELLY	32.253	S.KELLY	32.857	L.DALLA PORTA	29.939	20	R.SKINNER	2'12.124	2'12.767 (21)
21	M.RAMIREZ	37.289	A.OGURA	32.295	A.ARENAS	32.899	A.ARENAS	29.962	21	A.OGURA	2'12.517	2'12.793 (22)
22	A.OGURA	37.311	Z.VD GOORBER	32.329	A.OGURA	32.902	A.OGURA	30.009	22	M.RAMIREZ	2'12.695	2'12.762 (20)
23	Z.VD GOORBER	37.390	R.SKINNER	32.346	S.GARCIA	32.951	Z.VD GOORBER	30.041	23	Z.VD GOORBER	2'12.863	2'12.876 (23)
24	S.GARCIA	37.468	L.DALLA PORTA	32.440	M.RAMIREZ	33.056	S.GARCIA	30.061	24	L.DALLA PORTA	2'12.887	2'12.965 (24)

These data/results cannot be reproduced, stored and/or transmitted in whole or in part by any manner of electronic, mechanical, photocopying, recording, broadcasting or otherwise now known or herein after developed without the previous express consent by the copyright owner, except for reproduction in daily press and regular printed publications on sale to the public within 60 days of the event related to those data/results and always provided that copyright symbol appears together as follows below.

© DORNA, 2023

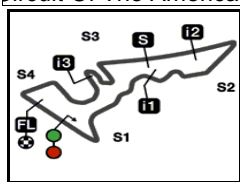
Official MotoGP Timing by TISSOT

www.motogp.com

moto2™







5513 m.

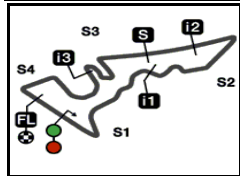
**RED BULL GRAND PRIX OF THE AMERICAS****Practice Nr. 1****Best Partial Times****Moto2™***IT* Ideal Lap Time, sum of the best partial times*BT* Best Lap Time

<b>T1</b>		<b>T2</b>		<b>T3</b>		<b>T4</b>						
<i>Pos</i>	<i>Rider</i>	<i>Time</i>	<i>Rider</i>	<i>Time</i>	<i>Rider</i>	<i>Time</i>	<i>Rider</i>	<i>Time</i>	<i>Pos</i>	<i>Rider</i>	<i>IT</i>	<i>BT</i>
25	L.TULOVIC	37.544	S.GARCIA	32.496	Z.VD GOORBER	33.103	M.RAMIREZ	30.106	25	<b>S.GARCIA</b>	2'12.976	2'13.213 (25)
26	<b>L.DALLA PORTA</b>	<b>37.693</b>	<b>L.TULOVIC</b>	<b>32.664</b>	<b>L.TULOVIC</b>	<b>33.159</b>	<b>L.TULOVIC</b>	<b>30.408</b>	26	<b>L.TULOVIC</b>	2'13.775	2'13.775 (26)
27	I.GUEVARA	38.093	I.GUEVARA	32.913	B.GOMEZ	33.192	I.GUEVARA	30.508	27	<b>I.GUEVARA</b>	2'14.971	2'15.918 (28)
28	<b>B.GOMEZ</b>	<b>38.452</b>	<b>B.GOMEZ</b>	<b>32.954</b>	<b>I.GUEVARA</b>	<b>33.457</b>	<b>B.GOMEZ</b>	<b>30.676</b>	28	<b>B.GOMEZ</b>	2'15.274	2'15.656 (27)
29	D.SANCHIS	38.722	D.SANCHIS	33.401	D.SANCHIS	34.097	D.SANCHIS	31.096	29	<b>D.SANCHIS</b>	2'17.316	(-1)
30	<b>S.MINAMIMOTO</b>	<b>39.079</b>	<b>S.MINAMIMOTO</b>	<b>33.717</b>	<b>S.MINAMIMOTO</b>	<b>34.330</b>	<b>S.MINAMIMOTO</b>	<b>31.472</b>	30	<b>S.MINAMIMOT</b>	2'18.598	(-1)

These data/results cannot be reproduced, stored and/or transmitted in whole or in part by any manner of electronic, mechanical, photocopying, recording, broadcasting or otherwise now known or herein after developed without the previous express consent by the copyright owner, except for reproduction in daily press and regular printed publications on sale to the public within 60 days of the event related to those data/results and always provided that copyright symbol appears together as follows below.  
© DORNA, 2023

Official MotoGP Timing by **TISSOT**  
www.motogp.com





5513 m.

## RED BULL GRAND PRIX OF THE AMERICAS

## Practice Nr. 1

## Fastest Laps Sequence

<i>Practice Time</i>	 <i>Rider</i>	<i>Nation</i>	<i>Motorcycle</i>	<i>Time</i>	<i>Km/h</i>	<i>Rider's Lap</i>
<b>4'34.894</b>	21 <b>Alonso LOPEZ</b>	SPA	BOSCOSCURO	<b>2'16.389</b>	145.5	2
<b>4'36.145</b>	54 <b>Fermín ALDEGUER</b>	SPA	BOSCOSCURO	<b>2'14.423</b>	147.6	2
<b>5'12.958</b>	37 <b>Pedro ACOSTA</b>	SPA	KALEX	<b>2'14.402</b>	147.6	2
<b>5'13.198</b>	96 <b>Jake DIXON</b>	GBR	KALEX	<b>2'13.697</b>	148.4	2
<b>6'49.479</b>	54 <b>Fermín ALDEGUER</b>	SPA	BOSCOSCURO	<b>2'13.334</b>	148.8	3
<b>7'04.482</b>	7 <b>Barry BALTUS</b>	BEL	KALEX	<b>2'12.589</b>	149.6	3
<b>7'34.107</b>	40 <b>Aron CANET</b>	SPA	KALEX	<b>2'12.359</b>	149.9	3
<b>9'16.504</b>	7 <b>Barry BALTUS</b>	BEL	KALEX	<b>2'12.022</b>	150.3	4
<b>11'28.285</b>	7 <b>Barry BALTUS</b>	BEL	KALEX	<b>2'11.781</b>	150.6	5
<b>18'03.487</b>	7 <b>Barry BALTUS</b>	BEL	KALEX	<b>2'11.339</b>	151.1	8
<b>29'23.911</b>	21 <b>Alonso LOPEZ</b>	SPA	BOSCOSCURO	<b>2'11.148</b>	151.3	10
<b>29'30.854</b>	40 <b>Aron CANET</b>	SPA	KALEX	<b>2'10.704</b>	151.8	7
<b>37'16.300</b>	96 <b>Jake DIXON</b>	GBR	KALEX	<b>2'10.516</b>	152.0	13

These data/results cannot be reproduced, stored and/or transmitted in whole or in part by any manner of electronic, mechanical, photocopying, recording, broadcasting or otherwise now known or herein after developed without the previous express consent by the copyright owner, except for reproduction in daily press and regular printed publications on sale to the public within 60 days of the event related to those data/results and always provided that copyright symbol appears together as follows below.

© DORNA, 2023

Official MotoGP Timing by TISSOT  
www.motogp.com

Austin, Friday, April 14, 2023

