


GRAN PREMIO MOTUL DE LA COMUNITAT VALENCIANA

Practice Nr. 2

Classification

6

	Rider	Nation	Team	Motorcycle	Time	Lap Total	Gap	Top Speed
1	37 Pedro ACOSTA	SPA	Red Bull KTM Ajo	KALEX	1'33.768	19 20		276.1
2	54 Fermín ALDEGUER	SPA	CAG SpeedUp	BOSCOSCURO	1'33.900	16 17	0.132 0.132	271.7
3	40 Aron CANET	SPA	Pons Wegow Los40	KALEX	1'33.951	15 19	0.183 0.051	273.9
4	96 Jake DIXON	GBR	Inde GASGAS Aspar Team	KALEX	1'34.004	15 16	0.236 0.053	275.0
5	22 Sam LOWES	GBR	Elf Marc VDS Racing Team	KALEX	1'34.016	10 20	0.248 0.012	272.8
6	13 Celestino VIETTI	ITA	Fantic Racing	KALEX	1'34.092	15 21	0.324 0.076	275.0
7	24 Marcos RAMIREZ	SPA	OnlyFans American Racing	KALEX	1'34.122	16 21	0.354 0.030	278.3
8	16 Joe ROBERTS	USA	Italtrans Racing Team	KALEX	1'34.243	19 19	0.475 0.121	272.8
9	71 Dennis FOGGIA	ITA	Italtrans Racing Team	KALEX	1'34.317	18 18	0.549 0.074	276.1
10	21 Alonso LOPEZ	SPA	CAG SpeedUp	BOSCOSCURO	1'34.354	18 18	0.586 0.037	272.8
11	35 Somkiat CHANTRA	THA	IDEMITSU Honda Team Asia	KALEX	1'34.357	7 16	0.589 0.003	275.0
12	28 Izan GUEVARA	SPA	Inde GASGAS Aspar Team	KALEX	1'34.433	15 19	0.665 0.076	278.3
13	14 Tony ARBOLINO	ITA	Elf Marc VDS Racing Team	KALEX	1'34.464	19 19	0.696 0.031	276.1
14	18 Manuel GONZALEZ	SPA	Correos Prepago Yamaha VR46 T	KALEX	1'34.470	14 14	0.702 0.006	273.9
15	7 Barry BALTUS	BEL	Fieten Olie Racing GP	KALEX	1'34.558	20 21	0.790 0.088	273.9
16	84 Zonta VD GOORBERGH	NED	Fieten Olie Racing GP	KALEX	1'34.606	16 20	0.838 0.048	273.9
17	45 Hector GARZO	SPA	Fieten Olie Racing GP	NTS	1'34.735	11 17	0.967 0.129	276.1
18	15 Darryn BINDER	RSA	Liqui Moly Husqvarna Intact GP	KALEX	1'34.750	15 20	0.982 0.015	276.1
19	79 Ai OGURA	JPN	IDEMITSU Honda Team Asia	KALEX	1'34.855	3 16	1.087 0.105	271.7
20	3 Lukas TULOVIC	GER	Liqui Moly Husqvarna Intact GP	KALEX	1'34.867	18 18	1.099 0.012	277.2
21	12 Filip SALAC	CZE	QJMOTOR Gresini Moto2	KALEX	1'34.870	7 19	1.102 0.003	273.9
22	64 Bo BENDSNEYDER	NED	Pertamina Mandalika SAG Team	KALEX	1'34.907	19 20	1.139 0.037	269.6
23	11 Sergio GARCIA	SPA	Pons Wegow Los40	KALEX	1'34.999	18 20	1.231 0.092	275.0
24	75 Albert ARENAS	SPA	Red Bull KTM Ajo	KALEX	1'35.054	19 20	1.286 0.055	275.0
25	17 Alex ESCRIG	SPA	Forward Team	FORWARD	1'35.056	11 16	1.288 0.002	273.9
26	33 Rory SKINNER	GBR	OnlyFans American Racing	KALEX	1'35.071	15 23	1.303 0.015	275.0
27	23 Taiga HADA	JPN	Pertamina Mandalika SAG Team	KALEX	1'35.113	9 13	1.345 0.042	273.9
28	44 Matteo FERRARI	ITA	QJMOTOR Gresini Moto2	KALEX	1'35.184	8 18	1.416 0.071	272.8
29	5 Kohta NOZANE	JPN	Correos Prepago Yamaha VR46 T	KALEX	1'35.209	14 20	1.441 0.025	270.7
30	52 Jeremy ALCOBA	SPA	QJMOTOR Gresini Moto2	KALEX	1'35.455	16 16	1.687 0.246	270.7
31	9 Mattia CASADEI	ITA	Fantic Racing	KALEX	1'35.472	14 21	1.704 0.017	272.8
32	4 Sean Dylan KELLY	USA	Forward Team	FORWARD	1'36.237	18 18	2.469 0.765	273.9

Practice condition: **Dry**Air: **21°**Humidity: **25%**Ground: **25°**

Fastest Lap:	Lap: 19	Pedro ACOSTA	1'33.768	153.7 Km/h
Best Race Lap:	2019	Thomas LUTHI	1'34.820	152.0 Km/h
All Time Lap Record:	2023	Pedro ACOSTA	1'33.768	153.7 Km/h

The results are provisional until the end of the limit for protest and appeals.

Time limit for protest expires 60' after publication of the results - Time:

These data/results cannot be reproduced, stored and/or transmitted in whole or in part by any manner of electronic, mechanical, photocopying, recording, broadcasting or otherwise now known or herein after developed without the previous express consent by the copyright owner, except for reproduction in daily press and regular printed publications on sale to the public within 60 days of the event related to those data/results and always provided that copyright symbol appears together as follows below.


© DORNA, 2023

GRAN PREMIO MOTUL DE LA COMUNITAT VALENCIANA

Practice Nr. 2

Combined Practice Times

7

	Rider	Nation	Team	MOTORCYCLE	P1	P2	Gap
1	37 P.ACOSTA	SPA	Red Bull KTM Ajo	KALEX	1'34.024 19	1'33.768 19	
2	54 F.ALDEGUER	SPA	CAG SpeedUp	BOSCOSCURO	1'34.185 19	1'33.900 16	0.132 0.132
3	40 A.CANET	SPA	Pons Wegow Los40	KALEX	1'34.200 15	1'33.951 15	0.183 0.051
4	96 J.DIXON	GBR	Inde GASGAS Aspar Team	KALEX	1'34.496 17	1'34.004 15	0.236 0.053
5	22 S.LOWES	GBR	Elf Marc VDS Racing Team	KALEX	1'34.378 19	1'34.016 10	0.248 0.012
6	13 C.VIETTI	ITA	Fantic Racing	KALEX	1'34.135 20	1'34.092 15	0.324 0.076
7	24 M.RAMIREZ	SPA	OnlyFans American Racing	KALEX	1'34.399 21	1'34.122 16	0.354 0.030
8	16 J.ROBERTS	USA	Italtrans Racing Team	KALEX	1'35.293 19	1'34.243 19	0.475 0.121
9	71 D.FOGGIA	ITA	Italtrans Racing Team	KALEX	1'34.540 16	1'34.317 18	0.549 0.074
10	14 T.ARBOLINO	ITA	Elf Marc VDS Racing Team	KALEX	1'34.329 20	1'34.464 19	0.561 0.012
11	21 A.LOPEZ	SPA	CAG SpeedUp	BOSCOSCURO	1'34.938 22	1'34.354 18	0.586 0.025
12	35 S.CHANTRA	THA	IDEMITSU Honda Team Asia	KALEX	1'34.810 19	1'34.357 7	0.589 0.003
13	79 A.OGURA	JPN	IDEMITSU Honda Team Asia	KALEX	1'34.424 19	1'34.855 3	0.656 0.067
14	28 I.GUEVARA	SPA	Inde GASGAS Aspar Team	KALEX	1'34.692 17	1'34.433 15	0.665 0.009
15	18 M.GONZALEZ	SPA	Correos Prepago Yamaha VR46 Team	KALEX	1'35.182 11	1'34.470 14	0.702 0.037
16	7 B.BALTUS	BEL	Fieten Olie Racing GP	KALEX	1'34.842 20	1'34.558 20	0.790 0.088
17	84 Z.VD GOORBERG	NED	Fieten Olie Racing GP	KALEX	1'35.287 20	1'34.606 16	0.838 0.048
18	75 A.ARENAS	SPA	Red Bull KTM Ajo	KALEX	1'34.637 18	1'35.054 19	0.869 0.031
19	45 H.GARZO	SPA	Fieten Olie Racing GP	NTS	1'34.899 10	1'34.735 11	0.967 0.098
20	15 D.BINDER	RSA	Liqui Moly Husqvarna Intact GP	KALEX	1'35.372 21	1'34.750 15	0.982 0.015
21	3 L.TULOVIC	GER	Liqui Moly Husqvarna Intact GP	KALEX	1'35.404 17	1'34.867 18	1.099 0.117
22	12 F.SALAC	CZE	QJMOTOR Gresini Moto2	KALEX	1'37.026 3	1'34.870 7	1.102 0.003
23	64 B.BENDSNEYDEI	NED	Pertamina Mandalika SAG Team	KALEX	1'35.161 20	1'34.907 19	1.139 0.037
24	11 S.GARCIA	SPA	Pons Wegow Los40	KALEX	1'35.534 19	1'34.999 18	1.231 0.092
25	17 A.ESCRIG	SPA	Forward Team	FORWARD	1'35.183 17	1'35.056 11	1.288 0.057
26	33 R.SKINNER	GBR	OnlyFans American Racing	KALEX	1'35.388 19	1'35.071 15	1.303 0.015
27	23 T.HADA	JPN	Pertamina Mandalika SAG Team	KALEX	1'35.401 16	1'35.113 9	1.345 0.042
28	44 M.FERRARI	ITA	QJMOTOR Gresini Moto2	KALEX	1'35.519 18	1'35.184 8	1.416 0.071
29	5 K.NOZANE	JPN	Correos Prepago Yamaha VR46 Team	KALEX	1'35.901 18	1'35.209 14	1.441 0.025
30	52 J.ALCOBA	SPA	QJMOTOR Gresini Moto2	KALEX	1'35.926 14	1'35.455 16	1.687 0.246
31	9 M.CASADEI	ITA	Fantic Racing	KALEX	1'35.874 14	1'35.472 14	1.704 0.017
32	4 S.KELLY	USA	Forward Team	FORWARD	1'36.576 14	1'36.237 18	2.469 0.765

Pole Position Record:	2022	Alonso LOPEZ	1'34.314	152.8 Km/h
Best Race Lap:	2019	Thomas LUTHI	1'34.820	152.0 Km/h
All Time Lap Record:	2023	Pedro ACOSTA	1'33.768	153.7 Km/h

The results are provisional until the end of the limit for protest and appeals.

Time limit for protest expires 60' after publication of the results - Time:

These data/results cannot be reproduced, stored and/or transmitted in whole or in part by any manner of electronic, mechanical, photocopying, recording, broadcasting or otherwise now known or herein after developed without the previous express consent by the copyright owner, except for reproduction in daily press and regular printed publications on sale to the public within 60 days of the event related to those data/results and always provided that copyright symbol appears together as follows below.

© DORNA, 2023

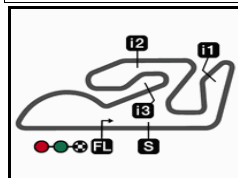
Official MotoGP Timing by TISSOT

www.motogp.com

Cheste, Friday, November 24, 2023








4005 m.

GRAN PREMIO MOTUL DE LA COMUNITAT VALENCIANA

Practice Nr. 2

Top Speed & Average

8

	Rider	Nation	Motorcycle	Top 5 speeds					Average	Top
24	Marcos RAMIREZ	SPA	KALEX	278.3	275.0	275.0	273.9	273.9	275.0	278.3
28	Izan GUEVARA	SPA	KALEX	278.3	276.1	276.1	276.1	275.0	275.9	278.3
3	Lukas TULOVIC	GER	KALEX	277.2	275.0	273.9	272.8	272.8	274.1	277.2
14	Tony ARBOLINO	ITA	KALEX	276.1	275.0	273.9	273.9	273.9	274.2	276.1
15	Darryn BINDER	RSA	KALEX	276.1	275.0	275.0	275.0	273.9	274.5	276.1
37	Pedro ACOSTA	SPA	KALEX	276.1	275.0	273.9	273.9	273.9	274.4	276.1
45	Hector GARZO	SPA	NTS	276.1	273.9	273.9	272.8	272.8	273.7	276.1
71	Dennis FOGGIA	ITA	KALEX	276.1	276.1	276.1	276.1	276.1	276.1	276.1
11	Sergio GARCIA	SPA	KALEX	275.0	275.0	275.0	273.9	272.8	273.5	275.0
13	Celestino VIETTI	ITA	KALEX	275.0	273.9	273.9	272.8	272.8	273.1	275.0
33	Rory SKINNER	GBR	KALEX	275.0	273.9	272.8	272.8	272.8	273.5	275.0
35	Somkiat CHANTRA	THA	KALEX	275.0	273.9	273.9	273.9	273.9	274.1	275.0
75	Albert ARENAS	SPA	KALEX	275.0	272.8	272.8	272.8	271.7	272.3	275.0
96	Jake DIXON	GBR	KALEX	275.0	273.9	273.9	273.9	273.9	274.1	275.0
4	Sean Dylan KELLY	USA	FORWARD	273.9	271.7	271.7	270.7	269.6	270.4	273.9
7	Barry BALTUS	BEL	KALEX	273.9	271.7	269.6	269.6	269.6	270.9	273.9
12	Filip SALAC	CZE	KALEX	273.9	273.9	272.8	271.7	271.7	272.5	273.9
17	Alex ESCRIG	SPA	FORWARD	273.9	272.8	272.8	271.7	271.7	272.6	273.9
18	Manuel GONZALEZ	SPA	KALEX	273.9	273.9	272.8	272.8	272.8	273.1	273.9
23	Taiga HADA	JPN	KALEX	273.9	272.8	271.7	271.7	270.7	271.7	273.9
40	Aron CANET	SPA	KALEX	273.9	272.8	271.7	271.7	271.7	272.3	273.9
84	Zonta VD GOORBERGH	NED	KALEX	273.9	272.8	271.7	271.7	271.7	272.4	273.9
9	Mattia CASADEI	ITA	KALEX	272.8	271.7	271.7	271.7	271.7	271.8	272.8
16	Joe ROBERTS	USA	KALEX	272.8	271.7	271.7	271.7	270.7	271.4	272.8
21	Alonso LOPEZ	SPA	BOSCOSCURO	272.8	272.8	272.8	272.8	271.7	272.2	272.8
22	Sam LOWES	GBR	KALEX	272.8	272.8	271.7	271.7	270.7	271.7	272.8
44	Matteo FERRARI	ITA	KALEX	272.8	272.8	272.8	272.8	271.7	272.3	272.8
54	Fermín ALDEGUER	SPA	BOSCOSCURO	271.7	271.7	271.7	270.7	270.7	271.0	271.7
79	Ai OGURA	JPN	KALEX	271.7	271.7	271.7	270.7	270.7	271.0	271.7
5	Kohta NOZANE	JPN	KALEX	270.7	269.6	268.5	268.5	268.5	269.0	270.7
52	Jeremy ALCOBA	SPA	KALEX	270.7	270.7	270.7	269.6	269.6	270.0	270.7
64	Bo BENDSNEYDER	NED	KALEX	269.6	269.6	269.6	269.6	269.6	269.6	269.6

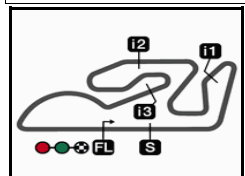
These data/results cannot be reproduced, stored and/or transmitted in whole or in part by any manner of electronic, mechanical, photocopying, recording, broadcasting or otherwise now known or herein after developed without the previous express consent by the copyright owner, except for reproduction in daily press and regular printed publications on sale to the public within 60 days of the event related to those data/results and always provided that copyright symbol appears together as follows below.

© DORNA, 2023

Official MotoGP Timing by TISSOT
www.motogp.com

Cheste, Friday, November 24, 2023





4005 m.

GRAN PREMIO MOTUL DE LA COMUNITAT VALENCIANA

Practice Nr. 2

Chronological Analysis of Performances

9

* Lap / Sector time cancelled

T1 Time from finish line to 1st intermedate

T3 Time from 2nd intermed. to 3rd intermed.

P Crossing the finish line in pit lane

T2 Time from 1st intermed. to 2nd intermed.

T4 Time from 3rd intermedate to finish line

Lap	Lap Time	T1	T2	T3	T4	Speed	Lap	Lap Time	T1	T2	T3	T4	Speed	
1st	37	Pedro ACOSTA Red Bull KTM Ajo SPA						2	1'35.233	21.850	25.537	22.358	25.488	270.7
		Runs=2	Total laps=20	Full laps=17	Valid laps=15		3	1'34.613	21.650	25.263	22.195	25.505	271.7	
1	2'46.544	23.790	30.946	34.550	26.209		4	1'34.659	21.578	25.281	22.182	25.618	271.7	
2	1'35.724	21.869	25.789	22.368	25.698	271.7	5	1'34.620 *	21.68*	25.228	22.231	25.474	270.7	
3	1'35.037	21.639	25.577	22.261	25.560	273.9	6	1'34.416	21.539	25.207	22.144	25.526	271.7	
4	1'34.816	21.590	25.493	22.225	25.508	272.8	7	1'42.995 P	21.676	25.371	22.894	33.054	270.7	
5	1'34.506 *	21.46*	25.290	22.201	25.554	270.7	8	6'06.700	23.129	26.065	22.528	25.724		
6	1'34.659	21.463	25.379	22.326	25.491	272.8	9	1'34.605	21.640	25.356	22.220	25.389	269.6	
7	1'34.384	21.449	25.335	22.098	25.502	273.9	10	1'34.496	21.592	25.303	22.142	25.459	269.6	
8	1'35.157	21.717	25.575	22.284	25.581	275.0	11	1'34.498	21.581	25.264	22.176	25.477	269.6	
9	1'34.781	21.497	25.400	22.245	25.639	276.1	12	1'44.328 P	22.220	26.609	23.250	32.249	270.7	
10	1'40.311 P	21.401	26.712	22.724	29.474	273.9	13	5'56.828	23.270	25.808	22.263	25.804		
11	8'41.919	22.039	26.601	23.068	25.856		14	1'34.484	21.482	25.210	22.079	25.713	271.7	
12	1'34.464	21.494	25.391	22.129	25.450	271.7	15	1'33.951	21.437	25.047	22.127	25.340	272.8	
13	1'34.286	21.341	25.231	22.147	25.567	272.8	16	1'34.126	21.454	25.087	22.163	25.422	273.9	
14	1'35.913	22.500	25.837	22.149	25.427	272.8	17	1'34.373	21.551	25.215	22.108	25.499	270.7	
15	1'34.155	21.420	25.207	22.093	25.435	272.8	18	1'34.351	21.606	25.159	22.132	25.454	269.6	
16	1'34.810 *	21.391	25.340*	22.427	25.652	272.8	19	1'34.319	21.576	25.180	22.122	25.441	270.7	
17	1'33.952	21.336	25.095	22.081	25.440	273.9								
18	1'36.260	22.038	26.155	22.405	25.662	272.8	4th	96	Jake DIXON Inde GASGAS Aspar GBR					
19	1'33.768	21.322	25.122	21.944	25.380	273.9			Runs=2	Total laps=16	Full laps=13	Valid laps=12		
20	1'38.439	22.638	26.943	22.816	26.042	272.8	1	2'37.625	23.887	30.153	25.502	26.911		
							2	1'35.577	21.756	25.666	22.419	25.736	271.7	
2nd	54	Fermín ALDEGUER CAG SpeedUp SPA						3	1'35.220	21.684	25.437	22.285	25.814	271.7
		Runs=2	Total laps=17	Full laps=14	Valid laps=12		4	1'34.806	21.723	25.328	22.199	25.556	271.7	
1	1'43.091	22.430	27.246	22.750	25.892		5	1'34.880 *	21.73*	25.422	22.138	25.588	272.8	
2	1'35.963	21.808	25.701	22.569	25.885	269.6	6	1'47.288	21.617	25.301	34.429	25.941	270.7	
3	1'35.847	21.882	25.490	22.793	25.682	271.7	7	1'40.128 P	21.901	25.818	22.575	29.834	271.7	
4	1'34.472	21.707	25.201	22.143	25.421	270.7	8	15'02.840	22.741	27.544	24.259	28.405		
5	1'34.071	21.554	25.029	22.052	25.436	269.6	9	1'35.829	21.933	25.802	22.386	25.708	270.7	
6	1'33.996	21.465	25.049	22.069	25.413	270.7	10	1'42.197	25.566	27.597	23.397	25.637	271.7	
7	1'48.990 P	21.541	25.124	27.814	34.511	268.5	11	1'34.492	21.562	25.360	22.099	25.471	275.0	
8	15'32.174	22.864	26.703	22.684	25.976		12	1'38.600	21.581	25.325	26.206	25.488	273.9	
9	1'34.880	21.590	25.293	22.321	25.676	268.5	13	1'34.574	21.642	25.292	22.211	25.429	273.9	
10	1'34.501 *	21.597	25.243*	22.128	25.533	269.6	14	1'34.300	21.507	25.252	22.205	25.336	273.9	
11	1'34.341	21.444	25.022	22.066	25.809	270.7	15	1'34.004	21.453	25.206	22.046	25.299	272.8	
12	1'37.419	21.472	25.344	24.527	26.076	270.7	16	1'34.342	21.615	25.241	22.144	25.342	273.9	
13	1'34.737 *	21.600	25.080*	22.150	25.907	269.6								
14	1'33.941	21.529	25.006	21.931	25.475	271.7	5th	22	Sam LOWES Elf Marc VDS Racing GBR					
15	1'35.036	21.480	24.961	22.137	26.458	271.7			Runs=2	Total laps=20	Full laps=17	Valid laps=16		
16	1'33.900	21.458	25.040	22.036	25.366	270.7	1	2'36.990	22.365	26.867	23.212	26.735		
17	1'40.283	21.333	24.965	26.608	27.377	270.7	2	1'35.788	21.756	25.758	22.383	25.891	268.5	
							3	1'35.151	21.736	25.390	22.241	25.784	269.6	
3rd	40	Aron CANET Pons Wegow Los40 SPA						4	1'34.939	21.739	25.429	22.151	25.620	268.5
		Runs=3	Total laps=19	Full laps=14	Valid laps=13		5	1'34.561 *	21.69*	25.190	22.135	25.543	268.5	
1	2'41.107	21.602	26.293	22.615	25.744		6	1'34.452	21.539	25.253	22.136	25.524	269.6	

Fastest Lap: Pedro ACOSTA Red Bull KTM Ajo SPA **1'33.768** 21.322 25.122 21.944 25.380

These data/results cannot be reproduced, stored and/or transmitted in whole or in part by any manner of electronic, mechanical, photocopying, recording, broadcasting or otherwise now known or herein after developed without the previous express consent by the copyright owner, except for reproduction in daily press and regular printed publications on sale to the public within 60 days of the event related to those data/results and always provided that copyright symbol appears together as follows below.
© DORNA, 2023

Practice Nr. 2

Moto2

Lap	Lap Time	T1	T2	T3	T4	Speed	Lap	Lap Time	T1	T2	T3	T4	Speed
7	1'34.383	21.522	25.126	22.164	25.571	269.6	16	1'34.122	21.450	25.109	22.097	25.466	272.8
8	1'36.848	22.864	25.744	22.491	25.749	269.6	17	1'38.006	23.149	26.851	22.374	25.632	273.9
9	1'34.456	21.464	25.237	22.086	25.669	269.6	18	1'36.409 *	21.54*	26.401*	22.696	25.767	272.8
10	1'34.016	21.394	25.145	22.003	25.474	269.6	19	1'39.535	21.633	25.381	24.422	28.099	278.3
11	1'44.317 P	23.536	26.618	23.248	30.915	270.7	20	1'34.865	21.701	25.433	22.191	25.540	275.0
12	9'09.860	28.001	27.100	22.579	25.788		21	1'34.370	21.439	25.197	22.196	25.538	272.8
13	1'34.232	21.439	25.194	22.075	25.524	268.5							
14	1'35.513	21.588	25.408	22.438	26.079	271.7							
15	1'34.175	21.359	25.245	22.041	25.530	272.8							
16	1'37.974	21.495	28.298	22.530	25.651	272.8							
17	1'34.583	21.656	25.265	22.050	25.612	271.7							
18	1'34.329	21.421	25.119	22.148	25.641	269.6							
19	1'34.341	21.472	25.191	22.111	25.567	270.7							
20	1'34.348	21.435	25.178	22.161	25.574	269.6							

6th		13	Celestino VIETTI	Fantic Racing	ITA	
		Runs=2	Total laps=21	Full laps=18	Valid laps=18	
1	1'43.796	24.036	27.301	22.925	26.156	
2	1'35.527	21.756	25.515	22.449	25.807	272.8
3	1'36.177	21.762	25.774	22.787	25.854	275.0
4	1'34.924	21.679	25.391	22.255	25.599	273.9
5	1'34.420	21.575	25.242	22.141	25.462	272.8
6	1'36.567	21.513	26.947	22.580	25.527	272.8
7	1'34.803	21.635	25.359	22.266	25.543	272.8
8	1'34.722	21.603	25.315	22.197	25.607	271.7
9	1'34.637	21.531	25.378	22.197	25.531	271.7
10	1'34.450	21.520	25.275	22.138	25.517	272.8
11	1'34.373	21.510	25.216	22.171	25.476	272.8
12	1'42.639 P	23.810	26.622	22.950	29.257	272.8
13	8'19.686	23.123	26.417	22.666	25.647	
14	1'34.528	21.665	25.332	22.086	25.445	270.7
15	1'34.092	21.514	25.161	22.062	25.355	272.8
16	1'34.283	21.526	25.250	22.081	25.426	273.9
17	1'34.284	21.518	25.198	22.090	25.478	271.7
18	1'35.367	21.531	25.189	22.837	25.810	272.8
19	1'34.322	21.588	25.248	22.109	25.377	271.7
20	1'34.747	21.437	25.260	22.213	25.837	272.8
21	1'34.260	21.542	25.191	22.066	25.461	271.7

7th		24	Marcos RAMIREZ	OnlyFans American R	SPA	
		Runs=2	Total laps=21	Full laps=18	Valid laps=17	
1	1'42.450	21.860	27.277	23.579	27.834	
2	1'36.256	22.053	25.851	22.637	25.715	270.7
3	1'35.283	21.928	25.423	22.327	25.605	275.0
4	1'34.570	21.618	25.275	22.179	25.498	271.7
5	1'34.387	21.520	25.215	22.176	25.476	270.7
6	1'35.401	21.509	25.214	23.141	25.537	270.7
7	1'34.612	21.489	25.328	22.310	25.485	273.9
8	1'39.000	21.603	25.394	22.251	29.752	270.7
9	1'34.740	21.675	25.339	22.218	25.508	272.8
10	1'34.530	21.559	25.307	22.183	25.481	272.8
11	1'43.330 P	22.723	26.552	23.353	30.702	273.9
12	8'31.369	22.680	30.298	22.908	25.932	
13	1'35.212	21.628	25.813	22.232	25.539	269.6
14	1'34.292	21.530	25.196	22.087	25.479	272.8
15	1'34.138	21.459	25.088	22.066	25.525	271.7

8th		16	Joe ROBERTS	Italtrans Racing Team	USA	
		Runs=2	Total laps=19	Full laps=16	Valid laps=15	
1	1'56.101	22.643	27.396	23.241	26.133	
2	1'36.541	22.104	25.859	22.646	25.932	267.5
3	1'35.746	21.914	25.384	22.463	25.985	269.6
4	1'35.610	21.919	25.445	22.419	25.827	269.6
5	1'36.841	21.909	25.569	22.690	26.673	272.8
6	1'37.383	22.296	26.266	22.889	25.932	271.7
7	1'46.501 P	22.724	28.158	24.474	31.145	270.7
8	11'56.245	24.353	27.471	23.608	26.105	
9	1'35.643	21.943	25.620	22.459	25.621	266.5
10	1'35.028	21.636	25.350	22.250	25.792	268.5
11	1'34.823	21.740	25.228	22.247	25.608	267.5
12	1'34.600	21.652	25.115	22.234	25.599	268.5
13	1'35.114	21.673	25.330	22.364	25.747	269.6
14	1'34.849	21.677	25.190	22.253	25.729	270.7
15	1'37.409 *	21.691	27.328*	22.506	25.884	269.6
16	1'34.805	21.774	25.184	22.233	25.614	269.6
17	1'34.521	21.695	25.120	22.175	25.531	270.7
18	1'34.349	21.636	25.060	22.146	25.507	271.7
19	1'34.243	21.606	25.035	22.111	25.491	271.7

9th		71	Dennis FOGGIA	Italtrans Racing Team	ITA	
		Runs=2	Total laps=18	Full laps=15	Valid laps=14	
1	2'10.305	22.705	26.747	23.047	25.902	
2	1'35.613	21.792	25.652	22.408	25.761	273.9
3	1'36.263	22.031	25.565	22.346	26.321	273.9
4	1'37.854	23.374	26.260	22.412	25.808	271.7
5	1'35.698	22.075	25.599	22.369	25.655	273.9
6	1'38.247	21.603	25.424	24.889	26.331	275.0
7	1'35.194	21.720	25.398	22.354	25.722	273.9
8	1'34.862	21.593	25.290	22.313	25.666	272.8
9	1'36.666 *	21.604	26.608*	22.707	25.747	275.0
10	1'35.803	21.617	25.920	22.591	25.675	276.1
11	1'38.728 P	21.557	25.292	22.367	29.512	275.0
12	12'41.489	22.770	26.221	22.485	25.879	
13	1'34.862	21.656	25.348	22.179	25.679	273.9
14	1'36.373	21.523	26.492	22.668	25.690	276.1
15	1'35.523	21.854	25.850	22.177	25.642	276.1
16	1'34.460	21.588	25.195	22.111	25.566	275.0
17	1'34.482	21.458	25.332	22.209	25.483	276.1
18	1'34.317	21.469	25.209	22.115	25.524	276.1

10th		21	Alonso LOPEZ	CAG SpeedUp	SPA	
		Runs=4	Total laps=18	Full laps=11	Valid laps=11	
1	1'50.617	21.525	26.884	27.368	28.402	
2	1'35.306	21.729	25.491	22.279	25.807	269.6
3	1'34.767	21.483	25.350	22.170	25.764	271.7
4	1'37.221	21.417	25.421	24.180	26.203	271.7

Fastest Lap: Pedro ACOSTA Red Bull KTM Ajo SPA **1'33.768** 21.322 25.122 21.944 25.380

These data/results cannot be reproduced, stored and/or transmitted in whole or in part by any manner of electronic, mechanical, photocopying, recording, broadcasting or otherwise now known or herein after developed without the previous express consent by the copyright owner, except for reproduction in daily press and regular printed publications on sale to the public within 60 days of the event related to those data/results and always provided that copyright symbol appears together as follows below.
© DORNA, 2023

Official MotoGP Timing by TISSOT
www.motogp.com

Cheste, Friday, November 24, 2023

Page 2 of 7



Practice Nr. 2

Moto2

Lap	Lap Time	T1	T2	T3	T4	Speed	Lap	Lap Time	T1	T2	T3	T4	Speed			
5	1'38.369	21.484	26.310	24.427	26.148	271.7	11th 35	Somkiat CHANTRA	IDEMITSU Honda Te		THA	Runs=2 Total laps=16 Full laps=12 Valid laps=11				
6	1'43.603 P	21.515	26.145*	24.142	31.801	272.8			1	2'40.569	22.218		26.600	22.954	26.011	
7	5'00.576	22.917	27.060	22.716	25.854				2	1'36.900	22.804		25.813	22.499	25.784	270.7
8	1'35.302	21.551	25.679	22.347	25.725	270.7			3	1'35.594	21.829		25.554	22.401	25.810	271.7
9	1'34.779	21.511	25.240	22.295	25.733	270.7			4	1'34.873	21.614		25.404	22.299	25.556	271.7
10	1'40.901 P	21.528	26.226	22.983	30.164	271.7			5	1'39.100 *	22.021*		25.696	22.482	28.902	271.7
11	6'33.004	21.675	26.637	22.765	25.845				6	1'34.837	21.702		25.368	22.220	25.547	273.9
12	1'36.367	21.562	25.396	23.694	25.715	269.6			7	1'34.357	21.452		25.236	22.185	25.484	273.9
13	1'34.603	21.461	25.273	22.282	25.587	270.7			8	1'36.095	21.652		25.823	22.529	26.091	273.9
14	1'43.118 P	22.406	27.175	24.895	28.642	272.8			9	1'35.261	21.606		25.661	22.376	25.618	272.8
15	4'48.648	21.066	26.111	22.544	25.707				10	1'40.560 P	22.785		26.098	22.660	29.017	273.9
16	1'34.591	21.597	25.321	22.166	25.507	271.7			11	10'29.727	23.047		27.326	23.030	27.413	
17	1'34.463	21.416	25.267	22.190	25.590	272.8			12	1'41.220	21.799		25.591	22.530	31.300	270.7
18	1'34.354	21.407	25.277	22.118	25.552	272.8			13	1'35.087	21.854		25.494	22.184	25.555	272.8
									14	1'34.664	21.423		25.326	22.104	25.811	273.9
									15	1'34.730	21.611		25.456	22.022	25.641	275.0
									16	1'46.310 P	28.130		26.754	22.673	28.753	272.8
13th 14	Tony ARBOLINO	Elf Marc VDS Racing		ITA	Runs=2 Total laps=19 Full laps=16 Valid laps=14											
1	2'38.851	21.741	27.116	23.173	26.135		1	1'44.640	23.370	26.814	23.546	26.106				
2	1'35.785	21.760	25.724	22.545	25.756	272.8	2	1'35.310	21.714	25.419	22.387	25.790	272.8			
3	1'34.739	21.564	25.338	22.284	25.553	273.9	3	1'35.308	21.598	25.442	22.552	25.716	273.9			
4	1'34.954	21.563	25.305	22.340	25.746	273.9	4	1'35.458	22.069	25.485	22.280	25.624	272.8			
5	1'34.628 *	21.611*	25.218	22.259	25.535	272.8	5	1'34.619	21.611	25.212	22.189	25.607	272.8			
6	1'37.702	21.642	25.342	24.957	25.761	272.8	6	1'34.676	21.543	25.259	22.276	25.598	271.7			
7	1'35.450	21.722	25.631	22.382	25.715	273.9	7	1'44.019 P	25.041	26.516	22.583	29.879	271.7			
8	1'34.997	21.702	25.336	22.321	25.638	272.8	8	6'38.175	22.894	27.689	23.326	26.052				
9	1'34.779	21.556	25.323	22.227	25.673	273.9	9	1'35.169	21.667	25.472	22.359	25.671	268.5			
10	1'41.355 P	21.704	25.448	24.333	29.870	273.9	10	1'39.548 P	21.741	26.152	22.475	29.180	270.7			
11	10'59.013	21.602	27.558	27.370	25.788		11	6'55.123	21.814	26.048	22.582	25.744				
12	1'36.624	22.036	26.350	22.440	25.798	272.8	12	1'34.801	21.586	25.332	22.297	25.586	270.7			
13	1'37.807	22.025	25.774	23.798	26.210	272.8	13	1'34.713	21.613	25.283	22.297	25.520	272.8			
14	1'34.559	21.618	25.223	22.189	25.529	272.8	14	1'34.470	21.545	25.226	22.108	25.591	272.8			
15	1'34.524	21.491	25.280	22.240	25.513	273.9		unfinished	21.485				273.9			
16	1'42.036 *	26.19*	27.466	22.482	25.895	273.9										
17	1'47.187	21.498	26.680	32.747	26.262	276.1										
18	1'34.573	21.511	25.209	22.230	25.623	273.9										
19	1'34.464	21.453	25.237	22.261	25.513	275.0										
14th 18	Manuel GONZALEZ	Correos Prepagos Yam		SPA	Runs=3 Total laps=14 Full laps=9 Valid laps=9											
1	1'44.640	23.370	26.814	23.546	26.106											
2	1'35.310	21.714	25.419	22.387	25.790	272.8										
3	1'35.308	21.598	25.442	22.552	25.716	273.9										
4	1'35.458	22.069	25.485	22.280	25.624	272.8										
5	1'34.619	21.611	25.212	22.189	25.607	272.8										
6	1'34.676	21.543	25.259	22.276	25.598	271.7										
7	1'44.019 P	25.041	26.516	22.583	29.879	271.7										
8	6'38.175	22.894	27.689	23.326	26.052											
9	1'35.169	21.667	25.472	22.359	25.671	268.5										
10	1'39.548 P	21.741	26.152	22.475	29.180	270.7										
11	6'55.123	21.814	26.048	22.582	25.744											
12	1'34.801	21.586	25.332	22.297	25.586	270.7										
13	1'34.713	21.613	25.283	22.297	25.520	272.8										
14	1'34.470	21.545	25.226	22.108	25.591	272.8										
	unfinished	21.485				273.9										
12th 28	Izan GUEVARA	Inde GASGAS Aspar		SPA	Runs=3 Total laps=19 Full laps=14 Valid laps=14											
1	1'52.994	22.522	27.244	23.061	26.213											
2	1'35.865	21.831	25.785	22.509	25.740	270.7										
3	1'35.302	21.638	25.619	22.421	25.624	273.9										
4	1'35.183	21.536	25.445	22.410	25.792	275.0										
5	1'37.300	22.112	25.966	23.146	26.076	278.3										
6	1'35.013	21.539	25.401	22.395	25.678	276.1										
7	1'36.651	22.346	25.747	22.831	25.727	275.0										
8	1'37.761 P	21.580	25.498	22.348	28.335	273.9										
9	7'40.664	22.625	26.495	22.677	25.790											
10	1'34.743	21.464	25.367	22.339	25.573	271.7										
11	1'34.824	21.445	25.377	22.418	25.584	272.8										
12	1'39.343 P	21.941	26.025	22.487	28.890	271.7										
13	5'08.136	24.095	26.684	22.580	25.849											
14	1'38.875	23.202	27.828	22.244	25.601	272.8										
15	1'34.433	21.413	25.292	22.211	25.517	272.8										
16	1'35.028	21.434	25.364	22.498	25.732	276.1										
17	1'34.654	21.410	25.352	22.298	25.594	275.0										
18	1'34.522	21.445	25.300	22.253	25.524	276.1										
19	1'36.873	21.507	25.280	24.051	26.035	273.9										

Fastest Lap: Pedro ACOSTA Red Bull KTM Ajo SPA **1'33.768** 21.322 25.122 21.944 25.380

These data/results cannot be reproduced, stored and/or transmitted in whole or in part by any manner of electronic, mechanical, photocopying, recording, broadcasting or otherwise now known or herein after developed without the previous express consent by the copyright owner, except for reproduction in daily press and regular printed publications on sale to the public within 60 days of the event related to those data/results and always provided that copyright symbol appears together as follows below.
© DORNA, 2023



Practice Nr. 2

Moto2

Lap	Lap Time	T1	T2	T3	T4	Speed	Lap	Lap Time	T1	T2	T3	T4	Speed
15	1'34.816	21.587	25.272	22.219	25.738	268.5	4	1'55.359	21.595	26.251	39.286	28.227	273.9
16	1'34.730	21.506	25.280	22.246	25.698	269.6	5	1'36.710	22.576	25.830	22.500	25.804	270.7
17	1'34.820	21.538	25.267	22.320	25.695	269.6	6	1'35.324	21.504	25.708	22.400	25.712	272.8
18	1'43.539 *	22.47*	26.933	23.392	30.736	268.5	7	1'36.129 *	21.476	25.444	22.404	26.805*	272.8
19	1'35.066	21.794	25.309	22.227	25.736	265.4	8	1'35.836	21.813	25.505	22.571	25.947	270.7
20	1'34.558	21.495	25.209	22.241	25.613	271.7	9	1'35.894	21.761	25.641	22.501	25.991	272.8
21	1'34.667	21.477	25.439	22.163	25.588	273.9	10	1'39.110	21.689	28.593	23.011	25.817	273.9

16th 84 Zonta VD GOORBE Fieten Olie Racing GP NED

Runs=2 Total laps=20 Full laps=17 Valid laps=16

1	2'07.839	23.137	26.629	22.871	26.055	
2	1'35.699	21.939	25.623	22.348	25.789	268.5
3	1'35.523	21.729	25.466	22.291	26.037	268.5
4	1'41.677	22.611	25.871	25.586	27.609	268.5
5	1'35.846	21.646	25.674	22.459	26.067	270.7
6	1'34.951	21.662	25.379	22.336	25.574	269.6
7	1'49.145	21.629	25.453	35.987	26.076	270.7
8	1'34.825	21.550	25.417	22.277	25.581	269.6
9	1'37.629	22.482	26.294	22.829	26.024	270.7
10	1'46.755 P	26.314	26.673	23.761	30.007	270.7
11	9'27.353	21.809	26.053	22.697	25.944	
12	1'35.641	21.828	25.608	22.577	25.628	267.5
13	1'36.746	21.606	25.721	22.507	26.912	270.7
14	1'37.384	22.434	25.608	22.976	26.366	271.7
15	1'34.868	21.681	25.344	22.248	25.595	273.9
16	1'34.606	21.554	25.304	22.216	25.532	270.7
17	1'41.714 *	26.59*	26.571	22.486	26.066	271.7
18	1'39.007	21.593	25.490	25.956	25.968	271.7
19	1'39.055	24.138	26.186	22.849	25.882	272.8
20	1'35.437	21.629	25.533	22.375	25.900	270.7

17th 45 Hector GARZO Fieten Olie Racing GP SPA

Runs=2 Total laps=17 Full laps=14 Valid laps=14

1	3'10.393	28.640	28.166	25.797	26.640	
2	1'47.560	21.948	25.922	28.253	31.437	266.5
3	1'36.051	22.004	25.406	22.588	26.053	271.7
4	1'37.664	21.818	25.692	24.119	26.035	276.1
5	1'34.914	21.684	25.341	22.134	25.755	272.8
6	1'46.566	22.009	26.402	27.923	30.232	272.8
7	1'43.765 P	21.998	25.535	22.698	33.534	265.4
8	12'34.680	21.910	26.312	22.636	26.076	
9	1'35.199	21.648	25.527	22.325	25.699	266.5
10	1'38.740	21.695	28.717	22.592	25.736	269.6
11	1'34.735	21.666	25.287	22.193	25.589	270.7
12	1'44.662	25.596	31.021	22.407	25.638	270.7
13	1'43.736	27.499	27.509	23.104	25.624	272.8
14	1'40.492	23.223	26.484	24.893	25.892	273.9
15	1'37.329	21.634	25.432	22.286	27.977	273.9
16	1'39.365	21.754	28.975	22.630	26.006	271.7
17	1'35.492	21.683	25.329	22.528	25.952	270.7

18th 15 Darryn BINDER Liqui Moly Husqvarna RSA

Runs=2 Total laps=20 Full laps=17 Valid laps=16

1	1'46.381	22.036	26.897	23.567	26.206	
2	1'40.142	21.879	25.928	22.902	29.433	273.9
3	1'36.360	22.093	25.996	22.468	25.803	269.6

19th 79 Ai OGURA IDEMITSU Honda Te JPN

Runs=2 Total laps=16 Full laps=13 Valid laps=12

13	9'19.788	28.520	28.318	25.868	30.889	
14	1'37.262	22.457	26.119	22.724	25.962	270.7
15	1'34.750	21.497	25.434	22.222	25.597	275.0
16	1'35.164	21.475	25.528	22.496	25.665	275.0
17	1'44.078	24.791	26.379	26.871	26.037	273.9
18	1'35.376	21.580	25.528	22.340	25.928	276.1
19	1'39.679	25.026	26.203	22.465	25.985	272.8
20	1'36.210	21.809	25.741	22.640	26.020	275.0
1	2'22.764	34.120	27.867	23.344	26.228	
2	1'35.709	21.812	25.721	22.388	25.788	268.5
3	1'34.855	21.527	25.397	22.311	25.620	270.7
4	1'34.863	21.456	25.502	22.240	25.665	270.7
5	3'48.128 P			41.696	35.187	271.7
6	13'33.912	24.710	27.439	23.113	26.014	
7	1'35.829	21.818	25.741	22.509	25.761	268.5
8	1'35.167	21.543	25.539	22.313	25.772	269.6
9	1'35.679	21.782	25.709	22.376	25.812	271.7
10	1'36.153	21.649	25.575	23.204	25.725	270.7
11	1'35.239	21.622	25.371	22.404	25.842	270.7
12	1'35.085	21.522	25.439	22.270	25.854	270.7
13	1'44.213	25.853	29.658	22.530	26.172	269.6
14	1'39.626 *	21.661	26.732*	25.232	26.001	270.7
15	1'37.186	23.046	25.763	22.575	25.802	271.7
16	1'34.960	21.518	25.417	22.216	25.809	270.7

20th 3 Lukas TULOVIC Liqui Moly Husqvarna GER

Runs=2 Total laps=18 Full laps=15 Valid laps=14

1	1'43.889	22.108	26.814	22.974	26.372	
2	1'36.148	22.027	25.511	22.556	26.054	272.8
3	1'36.000 *	22.055	25.520*	22.618	25.807	277.2
4	1'35.514	21.730	25.482	22.389	25.913	275.0
5	1'35.353	21.698	25.430	22.455	25.770	271.7
6	1'35.826	21.710	25.500	22.612	26.004	271.7
7	1'35.378	21.619	25.428	22.506	25.825	271.7
8	1'35.434	21.660	25.537	22.454	25.783	271.7
9	1'44.581 P	21.594	25.388	22.362	35.237	271.7
10	12'51.667	22.374	26.298	22.762	25.930	
11	1'34.907	21.648	25.336	22.356	25.567	270.7
12	1'36.551	21.522	25.371	22.426	27.232	271.7
13	1'39.331	24.955	26.187	22.388	25.801	271.7
14	1'34.893	21.549	25.300	22.397	25.647	271.7
15	1'40.660	23.789	28.197	22.725	25.949	272.8
16	1'35.320	21.498	25.568	22.458	25.796	272.8
17	1'35.015	21.644	25.288	22.365	25.718	269.6

Fastest Lap: Pedro ACOSTA Red Bull KTM Ajo SPA 1'33.768 21.322 25.122 21.944 25.380

These data/results cannot be reproduced, stored and/or transmitted in whole or in part by any manner of electronic, mechanical, photocopying, recording, broadcasting or otherwise now known or herein after developed without the previous express consent by the copyright owner, except for reproduction in daily press and regular printed publications on sale to the public within 60 days of the event related to those data/results and always provided that copyright symbol appears together as follows below.
© DORNA, 2023

Practice Nr. 2

Moto2

Lap	Lap Time	T1	T2	T3	T4	Speed	Lap	Lap Time	T1	T2	T3	T4	Speed
18	1'34.867	21.617	25.336	22.321	25.593	273.9	8	1'35.732	21.709	25.509	22.610	25.904	271.7
21st 12 Filip SALAC QJMOTOR Gresini M CZE Runs=3 Total laps=19 Full laps=14 Valid laps=13							9	1'35.548	21.728	25.575	22.535	25.710	272.8
1	2'26.107	25.343	27.327	23.675	32.800		10	1'35.622	21.593	25.543	22.561	25.925	275.0
2	1'36.587	21.869	25.889	22.670	26.159	268.5	11	1'41.050 P	21.687	25.586	22.718	31.059	271.7
3	1'35.536	21.546	25.730	22.473	25.787	270.7	12	9'42.478	22.451	26.408	22.753	26.110	
4	1'35.403	21.608	25.481	22.488	25.826	270.7	13	1'35.317	21.659	25.482	22.438	25.738	270.7
5	1'35.103	21.513	25.479	22.387	25.724	270.7	14	1'35.459	21.648	25.545	22.499	25.767	272.8
6	1'35.475	21.600	25.506	22.488	25.881	271.7	15	1'35.448	21.633	25.479	22.428	25.908	272.8
7	1'34.870	21.497	25.372	22.273	25.728	270.7	16	1'35.278	21.619	25.400	22.491	25.768	271.7
8	1'34.891	21.494	25.402	22.267	25.728	269.6	17	1'35.643	21.558	25.539	22.704	25.842	271.7
9	1'39.089 P	21.496	25.397	22.370	29.826	271.7	18	1'34.999	21.510	25.371	22.407	25.711	275.0
10	6'34.345	22.479	26.557	23.197	26.141		19	1'35.584	21.658	25.523	22.489	25.914	275.0
11	1'35.487	21.722	25.586	22.436	25.743	269.6	20	1'35.295	21.590	25.434	22.521	25.750	272.8
12	1'35.156	21.565	25.449	22.392	25.750	270.7	24th 75 Albert ARENAS Red Bull KTM Ajo SPA Runs=2 Total laps=20 Full laps=17 Valid laps=17						
13	1'36.750	21.646	25.442	23.181	26.481	269.6	1	2'09.453	23.206	26.472	23.101	26.139	
14	1'38.839 P	21.628	25.412	22.401	29.398	273.9	2	1'35.914	21.769	25.668	22.524	25.953	270.7
15	6'36.295 *	22.212	28.829*	22.968	26.194		3	1'37.066	21.618	25.515	22.505	27.428	271.7
16	1'40.123 *	23.646	28.078*	22.414	25.985	271.7	4	1'35.956	22.084	25.589	22.561	25.722	265.4
17	1'34.933	21.618	25.410	22.250	25.655	273.9	5	1'35.691	21.968	25.523	22.437	25.763	275.0
18	1'49.176	21.540	25.303	35.497	26.836	272.8	6	1'35.389	21.579	25.477	22.600	25.733	271.7
19	1'34.881	21.543	25.410	22.270	25.658	271.7	7	1'35.456	21.606	25.586	22.452	25.812	270.7
22nd 64 Bo BENDSNEYDER Pertamina Mandalika NED Runs=2 Total laps=20 Full laps=17 Valid laps=16							8	1'35.092	21.644	25.471	22.378	25.599	270.7
1	2'13.262	23.471	26.645	22.866	26.013		9	1'35.196	21.608	25.475	22.392	25.721	271.7
2	1'36.002	21.895	25.622	22.596	25.889	266.5	10	1'35.121	21.592	25.557	22.370	25.602	271.7
3	1'36.107	22.011	25.618	22.539	25.939	266.5	11	1'35.433	21.513	25.488	22.429	26.003	271.7
4	1'36.689	22.599	25.840	22.513	25.737	267.5	12	1'47.551 P	23.045	27.251	24.548	32.707	269.6
5	1'35.611	21.961	25.498	22.348	25.804	268.5	13	9'59.429	24.364	26.295	22.887	25.852	
6	1'35.617	21.780	25.524	22.436	25.877	269.6	14	1'35.694	21.851	25.673	22.468	25.702	271.7
7	1'44.462 P	23.798	26.455	23.006	31.203	267.5	15	1'35.412	21.633	25.547	22.560	25.672	271.7
8	9'51.211	22.613	26.179	22.556	26.060		16	1'35.578	21.628	25.657	22.524	25.769	272.8
9	1'35.162	21.721	25.421	22.223	25.797	265.4	17	1'38.449	21.631	25.709	22.560	28.549	271.7
10	1'34.920	21.635	25.284	22.241	25.760	267.5	18	1'35.657	21.829	25.572	22.523	25.733	269.6
11	1'35.184	21.751	25.293	22.270	25.870	267.5	19	1'35.054	21.603	25.467	22.368	25.616	272.8
12	1'35.258	21.756	25.398	22.334	25.770	267.5	20	1'35.297	21.452	25.660	22.548	25.637	272.8
13	1'35.406	21.728	25.492	22.358	25.828	267.5	25th 17 Alex ESCRIG Forward Team SPA Runs=3 Total laps=16 Full laps=12 Valid laps=11						
14	1'35.147	21.718	25.450	22.293	25.686	268.5	1	1'41.230	26.808	27.192	23.285	26.356	
15	1'35.013	21.662	25.360	22.186	25.805	268.5	2	1'36.614	21.859	26.236	22.650	25.869	269.6
16	1'34.982	21.661	25.330	22.246	25.745	268.5	3	1'35.756	21.772	25.771	22.469	25.744	270.7
17	1'41.359 *	21.70*	25.437	28.303	25.913	269.6	4	1'40.296	25.486	26.061	22.511	26.238	269.6
18	1'35.074	21.689	25.304	22.341	25.740	269.6	5	1'35.853	21.831	25.624	22.568	25.830	272.8
19	1'34.907	21.655	25.321	22.222	25.709	269.6	6	1'35.244	21.694	25.484	22.371	25.695	271.7
20	1'35.087	21.712	25.291	22.321	25.763	269.6	7	1'53.502 P	25.067	28.084	25.292	35.059	273.9
23rd 11 Sergio GARCIA Pons Wegow Los40 SPA Runs=2 Total laps=20 Full laps=17 Valid laps=16							8	11'24.472 P	23.144	26.934	23.653	33.327	
1	1'45.114	21.954	26.794	23.390	26.206		9	6'53.602	23.013	26.752	22.993	26.330	
2	1'41.156 *	22.683	26.001	22.709	29.763*	273.9	10	1'35.967	21.888	25.757	22.486	25.836	270.7
3	1'36.090	21.782	25.670	22.650	25.988	272.8	11	1'35.056	21.634	25.545	22.299	25.578	270.7
4	1'36.847	21.732	26.261	22.886	25.968	272.8	12	1'41.554 *	21.545	25.576*	25.039	29.394	270.7
5	1'35.894	21.779	25.576	22.654	25.885	271.7	13	1'39.935	21.726	26.286	23.795	28.128	270.7
6	1'35.968	21.814	25.572	22.619	25.963	271.7	14	1'38.313	21.701	25.549	24.973	26.090	272.8
7	1'35.913	21.704	25.751	22.632	25.826	272.8	15	1'35.384	21.693	25.581	22.365	25.745	271.7
							16	1'39.057	22.661	26.509	23.125	26.762	270.7

Fastest Lap: Pedro ACOSTA Red Bull KTM Ajo SPA 1'33.768 21.322 25.122 21.944 25.380

These data/results cannot be reproduced, stored and/or transmitted in whole or in part by any manner of electronic, mechanical, photocopying, recording, broadcasting or otherwise now known or herein after developed without the previous express consent by the copyright owner, except for reproduction in daily press and regular printed publications on sale to the public within 60 days of the event related to those data/results and always provided that copyright symbol appears together as follows below.
© DORNA, 2023

Official MotoGP Timing by TISSOT
www.motogp.com

Cheste, Friday, November 24, 2023

Page 5 of 7



Practice Nr. 2

Moto2

Lap	Lap Time	T1	T2	T3	T4	Speed	Lap	Lap Time	T1	T2	T3	T4	Speed			
26th	33	Rory SKINNER				OnlyFans American R GBR			13	1'35.405	21.831	25.385	22.455	25.734	272.8	
		Runs=2	Total laps=23	Full laps=20	Valid laps=16			14	1'38.891	21.754	25.385	22.476	29.276	270.7		
1	1'46.178	22.381	27.111	23.420	26.318		15	1'37.842	*	23.36*	25.942	22.546	25.991	266.5		
2	1'36.646	21.896	25.996	22.809	25.945	269.6	16	1'35.553	*	21.739	25.485*	22.505	25.824	271.7		
3	1'35.564	21.599	25.637	22.517	25.811	270.7	17	1'35.421		21.624	25.462	22.567	25.768	270.7		
4	1'36.021	21.918	25.615	22.522	25.966	271.7	18	1'35.367		21.636	25.508	22.489	25.734	270.7		
5	1'36.342	21.665	25.621	22.834	26.222	270.7	29th 5 Kohta NOZANE							Correos Prepagó Yam JPN		
6	1'35.940	21.857	25.496	22.542	26.045	270.7		Runs=2	Total laps=20	Full laps=17	Valid laps=12					
7	1'35.889	21.737	25.583	22.608	25.961	275.0	1	1'46.515	24.761	27.691	23.527	26.482				
8	1'35.933	21.714	25.512	22.659	26.048	271.7	2	1'36.967	22.072	25.799	22.807	26.289	270.7			
9	1'35.594	21.735	25.611	22.483	25.765	268.5	3	1'35.562	21.821	25.507	22.548	25.686	267.5			
10	1'35.350	21.561	25.517	22.466	25.806	270.7	4	1'35.794	21.772	25.519	22.648	25.855	268.5			
11	1'41.407	P	21.559	27.022	23.007	29.819	5	1'35.632	21.855	25.539	22.506	25.732	267.5			
12	5'10.852		22.691	26.714	22.826	25.991	6	1'35.598	*	21.749	25.555	22.413*	25.881	268.5		
13	1'35.686	21.843	25.595	22.457	25.791	267.5	7	1'36.470	*	21.735	25.814	22.617*	26.304	266.5		
14	1'35.501	21.572	25.501	22.658	25.770	269.6	8	1'38.893	*	22.001	25.812	24.776*	26.304	264.4		
15	1'35.071	21.623	25.488	22.316	25.644	269.6	9	1'36.358	21.805	25.844	22.641	26.068	267.5			
16	1'39.209	21.547	25.427	22.367	29.868	270.7	10	1'47.237	P	21.901	29.051	22.826	33.459	266.5		
17	1'45.043	24.885	26.423	26.118	27.617	264.4	11	9'38.090		26.625	28.456	23.536	26.439			
18	1'40.451	*	21.624	25.679*	22.739	30.409	12	1'36.446	21.923	25.749	22.409	26.365	264.4			
19	1'36.285	21.716	25.429	22.598	26.542	272.8	13	1'35.768	21.964	25.606	22.364	25.834	266.5			
20	1'39.567	*	23.40*	27.530	22.705	25.926	14	1'35.209	21.792	25.321	22.311	25.785	266.5			
21	1'39.422	21.663	25.464	25.488	26.807	273.9	15	1'43.559	25.750	28.986	22.557	26.266	268.5			
22	1'38.848	*	22.16*	26.798	23.931	25.951	16	1'38.006	21.621	26.177	23.284	26.924	269.6			
23	1'36.155	*	21.691	25.641	22.496	26.327*	17	1'35.856	*	21.65*	25.795	22.408	26.002	268.5		
27th 23 Taiga HADA							Pertamina Mandalika JPN			18	1'45.687	26.249	27.398	23.929	28.111	268.5
		Runs=2	Total laps=13	Full laps=10	Valid laps=10		19	1'36.548	*	21.910	25.981	22.617*	26.040	266.5		
1	1'56.659	22.947	27.245	23.454	26.326		20	1'36.310	21.785	25.804	22.662	26.059	267.5			
2	1'36.527	22.155	25.846	22.669	25.857	270.7	30th 52 Jeremy ALCOBA							QJMOTOR Gresini M SPA		
3	1'35.690	21.745	25.506	22.590	25.849	269.6		Runs=3	Total laps=16	Full laps=11	Valid laps=11					
4	1'35.302	21.705	25.359	22.519	25.719	269.6	1	1'51.213	22.622	27.357	23.856	29.756				
5	1'35.961	21.849	25.626	22.613	25.873	270.7	2	1'39.460	22.161	25.835	22.710	28.754	269.6			
6	1'35.549	21.723	25.486	22.607	25.733	269.6	3	1'36.754	22.136	25.806	22.724	26.088	268.5			
7	1'41.502	P	22.005	25.712	22.713	31.072	4	1'36.451	22.101	25.710	22.623	26.017	268.5			
8	14'29.052		21.313	26.705	23.215	28.677	5	1'35.861	21.867	25.564	22.532	25.898	269.6			
9	1'35.113	21.638	25.490	22.306	25.679	269.6	6	1'35.651	21.856	25.518	22.447	25.830	270.7			
10	1'35.679	21.893	25.600	22.377	25.809	271.7	7	1'38.992	P	21.939	25.587	22.470	28.996	270.7		
11	1'36.272	21.699	25.490	23.281	25.802	271.7	8	10'38.359		23.539	27.215	22.891	26.225			
12	1'35.604	21.548	25.305	22.380	26.371	272.8	9	1'36.429	22.013	26.018	22.521	25.877	264.4			
13	1'35.140	21.663	25.539	22.329	25.609	273.9	10	1'35.754	21.857	25.559	22.489	25.849	267.5			
28th 44 Matteo FERRARI							QJMOTOR Gresini M ITA			11	1'35.682	21.856	25.547	22.509	25.770	269.6
		Runs=2	Total laps=18	Full laps=15	Valid laps=12		12	1'40.258	P	22.692	25.979	22.736	28.851	269.6		
1	2'38.975	22.398	26.972	23.170	26.148		13	7'02.824		24.387	27.066	22.813	26.240			
2	1'35.943	21.822	25.661	22.557	25.903	272.8	14	1'35.684	22.022	25.480	22.415	25.767	269.6			
3	1'35.402	21.770	25.491	22.377	25.764	271.7	15	1'35.642	21.953	25.485	22.440	25.764	269.6			
4	1'35.350	21.725	25.404	22.385	25.836	269.6	16	1'35.455	21.864	25.439	22.394	25.758	270.7			
5	1'35.266	*	21.81*	25.367	22.350	271.7	31st 9 Mattia CASADEI							Fantic Racing ITA		
6	1'35.499	21.717	25.434	22.481	25.867	270.7		Runs=2	Total laps=21	Full laps=18	Valid laps=14					
7	1'36.218	22.295	25.637	22.545	25.741	270.7	1	1'44.923	24.097	27.308	23.459	26.162				
8	1'35.184	21.700	25.335	22.415	25.734	270.7	2	1'36.072	*	22.016	25.482*	22.637	25.937	269.6		
9	1'45.415	P	22.254	27.299*	25.861	30.001	3	1'35.932	*	21.886	25.530*	22.515	26.001	270.7		
10	12'30.361		21.960	26.370	23.859	25.829	4	1'36.163	21.841	25.453	22.658	26.211	270.7			
11	1'35.459	21.846	25.527	22.396	25.690	267.5	5	1'35.825	21.975	25.522	22.511	25.817	271.7			
12	1'37.986	22.043	25.636	24.042	26.265	272.8	Fastest Lap: Pedro ACOSTA							Red Bull KTM Ajo SPA 1'33.768 21.322 25.122 21.944 25.380		

These data/results cannot be reproduced, stored and/or transmitted in whole or in part by any manner of electronic, mechanical, photocopying, recording, broadcasting or otherwise now known or herein after developed without the previous express consent by the copyright owner, except for reproduction in daily press and regular printed publications on sale to the public within 60 days of the event related to those data/results and always provided that copyright symbol appears together as follows below.

© DORNA, 2023

Official MotoGP Timing by TISSOT
www.motogp.com

Cheste, Friday, November 24, 2023

Page 6 of 7



Practice Nr. 2

Moto2

Lap	Lap Time	T1	T2	T3	T4	Speed	Lap	Lap Time	T1	T2	T3	T4	Speed
6	1'36.010	21.993	25.526	22.525	25.966	269.6							
7	1'35.752	21.900	25.460	22.525	25.867	268.5							
8	1'35.644	21.816	25.468	22.558	25.802	270.7							
9	1'35.805	21.857	25.436	22.595	25.917	271.7							
10	1'35.777	21.819	25.550	22.479	25.929	270.7							
11	1'44.431 P	22.371*	27.165	24.062	30.834	271.7							
12	8'24.294	22.760	29.564	23.498	26.161								
13	1'35.506	21.812	25.413	22.491	25.790	268.5							
14	1'35.472	21.656	25.499	22.344	25.973	271.7							
15	1'38.630 *	23.40*	26.432	22.813	25.982	270.7							
16	1'35.846	21.804	25.553	22.586	25.903	271.7							
17	1'38.612	21.845	25.504	24.545	26.718	270.7							
18	1'35.618 *	21.691*	25.490	22.488	25.950	271.7							
19	1'38.534	21.778	25.419	22.996	28.341	270.7							
20	1'35.498	21.784	25.379	22.409	25.926	271.7							
21	1'35.836	21.831	25.598	22.401	26.006	272.8							

32nd 4 Sean Dylan KELLY Forward Team USA
 Runs=2 Total laps=18 Full laps=15 Valid laps=14

1	1'41.495	22.418	27.170	23.219	26.434								
2	1'37.046	22.099	26.003	22.841	26.103	267.5							
3	1'37.442	22.265	26.141	22.971	26.065	269.6							
4	1'36.922	22.119	25.857	22.785	26.161	269.6							
5	1'37.011	22.045	25.990	22.738	26.238	267.5							
6	1'46.623 P	23.494	27.165	24.096	31.868	273.9							
7	13'01.260	25.602	27.074	23.556	29.723								
8	1'37.948	22.200	25.937	22.785	27.026	268.5							
9	1'37.722	22.178	26.189	23.130	26.225	267.5							
10	1'36.613	21.915	25.817	22.749	26.132	270.7							
11	1'39.295	23.107	27.134	22.824	26.230	269.6							
12	1'37.271	22.030	26.139	23.001	26.101	269.6							
13	1'36.429	21.911	25.807	22.728	25.983	269.6							
14	1'36.426	21.893	25.744	22.740	26.049	269.6							
15	1'50.045 *	24.111*	29.195	25.354	31.377	269.6							
16	1'38.896	22.170	25.838	23.882	27.006	271.7							
17	1'36.427	21.929	25.812	22.690	25.996	271.7							
18	1'36.237	21.902	25.734	22.611	25.990	269.6							

Fastest Lap: Pedro ACOSTA Red Bull KTM Ajo SPA **1'33.768** 21.322 25.122 21.944 25.380

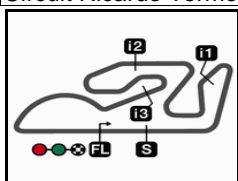
These data/results cannot be reproduced, stored and/or transmitted in whole or in part by any manner of electronic, mechanical, photocopying, recording, broadcasting or otherwise now known or herein after developed without the previous express consent by the copyright owner, except for reproduction in daily press and regular printed publications on sale to the public within 60 days of the event related to those data/results and always provided that copyright symbol appears together as follows below.
 © DORNA, 2023

Official MotoGP Timing by TISSOT
 www.motogp.com

Cheste, Friday, November 24, 2023

Page 7 of 7





4005 m.

GRAN PREMIO MOTUL DE LA COMUNITAT VALENCIANA

Practice Nr. 2

Best Partial Times

Moto2™

IT Ideal Lap Time, sum of the best partial times

BT Best Lap Time

T1		T2		T3		T4						
Pos	Rider	Time	Rider	Time	Rider	Time	Rider	Time	Pos	Rider	IT	BT
1	P.ACOSTA	21.322	F.ALDEGUER	24.961	F.ALDEGUER	21.931	J.DIXON	25.299	1	F.ALDEGUER	1'33.591	1'33.900 (2)
2	F.ALDEGUER	21.333	J.ROBERTS	25.035	P.ACOSTA	21.944	A.CANET	25.340	2	P.ACOSTA	1'33.741	1'33.768 (1)
3	S.LOWES	21.359	A.CANET	25.047	S.LOWES	22.003	C.VIETTI	25.355	3	A.CANET	1'33.903	1'33.951 (3)
4	A.LOPEZ	21.407	M.RAMIREZ	25.088	S.CHANTRA	22.022	F.ALDEGUER	25.366	4	S.LOWES	1'33.955	1'34.016 (5)
5	I.GUEVARA	21.410	P.ACOSTA	25.095	J.DIXON	22.046	P.ACOSTA	25.380	5	J.DIXON	1'34.004	1'34.004 (4)
6	S.CHANTRA	21.423	S.LOWES	25.119	C.VIETTI	22.062	M.RAMIREZ	25.466	6	C.VIETTI	1'34.015	1'34.092 (6)
7	C.VIETTI	21.437	C.VIETTI	25.161	M.RAMIREZ	22.066	S.LOWES	25.474	7	M.RAMIREZ	1'34.059	1'34.122 (7)
8	A.CANET	21.437	D.FOGGIA	25.195	A.CANET	22.079	D.FOGGIA	25.483	8	S.CHANTRA	1'34.165	1'34.357 (11)
9	M.RAMIREZ	21.439	B.BALTUS	25.201	M.GONZALEZ	22.108	S.CHANTRA	25.484	9	J.ROBERTS	1'34.243	1'34.243 (8)
10	A.ARENAS	21.452	J.DIXON	25.206	J.ROBERTS	22.111	J.ROBERTS	25.491	10	D.FOGGIA	1'34.247	1'34.317 (9)
11	T.ARBOLINO	21.453	T.ARBOLINO	25.209	D.FOGGIA	22.111	A.LOPEZ	25.507	11	A.LOPEZ	1'34.272	1'34.354 (10)
12	J.DIXON	21.453	M.GONZALEZ	25.212	A.LOPEZ	22.118	T.ARBOLINO	25.513	12	M.GONZALEZ	1'34.325	1'34.470 (14)
13	A.OGURA	21.456	S.CHANTRA	25.236	H.GARZO	22.134	I.GUEVARA	25.517	13	T.ARBOLINO	1'34.364	1'34.464 (13)
14	D.FOGGIA	21.458	A.LOPEZ	25.240	B.BALTUS	22.163	M.GONZALEZ	25.520	14	I.GUEVARA	1'34.418	1'34.433 (12)
15	B.BALTUS	21.474	I.GUEVARA	25.280	B.BENDSNEYDE	22.186	Z.VD GOORBER	25.532	15	B.BALTUS	1'34.426	1'34.558 (15)
16	D.BINDER	21.475	B.BENDSNEYDE	25.284	T.ARBOLINO	22.189	L.TULOVIC	25.567	16	Z.VD GOORBE	1'34.602	1'34.606 (16)
17	M.GONZALEZ	21.485	H.GARZO	25.287	I.GUEVARA	22.211	A.ESCRIG	25.578	17	H.GARZO	1'34.644	1'34.735 (17)
18	F.SALAC	21.494	L.TULOVIC	25.288	A.OGURA	22.216	B.BALTUS	25.588	18	A.OGURA	1'34.663	1'34.855 (19)
19	L.TULOVIC	21.498	F.SALAC	25.303	Z.VD GOORBER	22.216	H.GARZO	25.589	19	L.TULOVIC	1'34.674	1'34.867 (20)
20	S.GARCIA	21.510	Z.VD GOORBER	25.304	D.BINDER	22.222	D.BINDER	25.597	20	F.SALAC	1'34.702	1'34.870 (21)
21	A.ESCRIG	21.545	T.HADA	25.305	F.SALAC	22.250	A.ARENAS	25.599	21	D.BINDER	1'34.728	1'34.750 (18)
22	R.SKINNER	21.547	K.NOZANE	25.321	A.ESCRIG	22.299	T.HADA	25.609	22	T.HADA	1'34.768	1'35.113 (27)
23	T.HADA	21.548	M.FERRARI	25.335	T.HADA	22.306	A.OGURA	25.620	23	B.BENDSNEY	1'34.791	1'34.907 (22)
24	Z.VD GOORBER	21.550	S.GARCIA	25.371	K.NOZANE	22.311	R.SKINNER	25.644	24	A.ARENAS	1'34.886	1'35.054 (24)


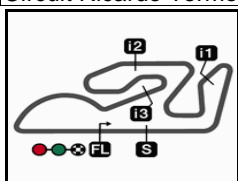
These data/results cannot be reproduced, stored and/or transmitted in whole or in part by any manner of electronic, mechanical, photocopying, recording, broadcasting or otherwise now known or herein after developed without the previous express consent by the copyright owner, except for reproduction in daily press and regular printed publications on sale to the public within 60 days of the event related to those data/results and always provided that copyright symbol appears together as follows below.

© DORNA, 2023

Official MotoGP Timing by  TISSOT
www.motogp.com



Circuit Ricardo Tormo

Results and timing service provided by  **TISSOT**

4005 m.

GRAN PREMIO MOTUL DE LA COMUNITAT VALENCIANA**Practice Nr. 2****Best Partial Times****Moto2™***IT* Ideal Lap Time, sum of the best partial times*BT* Best Lap Time

T1		T2		T3		T4				<i>IT</i>	<i>BT</i>	
<i>Pos</i>	<i>Rider</i>	<i>Time</i>	<i>Rider</i>	<i>Time</i>	<i>Rider</i>	<i>Time</i>	<i>Rider</i>	<i>Time</i>	<i>Pos</i>	<i>Rider</i>		
25	J.ROBERTS	21.606	A.OGURA	25.371	R.SKINNER	22.316	F.SALAC	25.655	25	A.ESCRIG	1'34.906	1'35.056 (25)
26	K.NOZANE	21.621	M.CASADEI	25.379	L.TULOVIC	22.321	K.NOZANE	25.686	26	R.SKINNER	1'34.934	1'35.071 (26)
27	M.FERRARI	21.624	R.SKINNER	25.427	M.CASADEI	22.344	B.BENDSNEYDE	25.686	27	K.NOZANE	1'34.939	1'35.209 (29)
28	H.GARZO	21.634	D.BINDER	25.434	M.FERRARI	22.350	M.FERRARI	25.690	28	S.GARCIA	1'34.998	1'34.999 (23)
29	B.BENDSNEYDE	21.635	J.ALCOBA	25.439	A.ARENAS	22.368	S.GARCIA	25.710	29	M.FERRARI	1'34.999	1'35.184 (28)
30	M.CASADEI	21.656	A.ARENAS	25.467	J.ALCOBA	22.394	J.ALCOBA	25.758	30	M.CASADEI	1'35.169	1'35.472 (31)
31	J.ALCOBA	21.856	A.ESCRIG	25.484	S.GARCIA	22.407	M.CASADEI	25.790	31	J.ALCOBA	1'35.447	1'35.455 (30)
32	S.KELLY	21.893	S.KELLY	25.734	S.KELLY	22.611	S.KELLY	25.983	32	S.KELLY	1'36.221	1'36.237 (32)

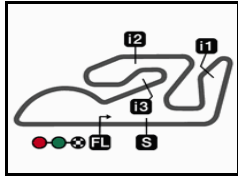
These data/results cannot be reproduced, stored and/or transmitted in whole or in part by any manner of electronic, mechanical, photocopying, recording, broadcasting or otherwise now known or herein after developed without the previous express consent by the copyright owner, except for reproduction in daily press and regular printed publications on sale to the public within 60 days of the event related to those data/results and always provided that copyright symbol appears together as follows below.

© DORNA, 2023

Official MotoGP Timing by **TISSOT**

www.motogp.com

moto2™



4005 m.

GRAN PREMIO MOTUL DE LA COMUNITAT VALENCIANA

Practice Nr. 2

Fastest Laps Sequence

<i>Practice Time</i>	 <i>Rider</i>	<i>Nation</i>	<i>Motorcycle</i>	<i>Time</i>	<i>Km/h</i>	<i>Rider's Lap</i>
3'17.844	17 Alex ESCRIG	SPA	FORWARD	1'36.614	149.2	2
3'18.706	24 Marcos RAMIREZ	SPA	KALEX	1'36.256	149.7	2
3'19.054	54 Fermín ALDEGUER	SPA	BOSCOSCURO	1'35.963	150.2	2
3'19.323	13 Celestino VIETTI	ITA	KALEX	1'35.527	150.9	2
3'19.950	18 Manuel GONZALEZ	SPA	KALEX	1'35.310	151.2	2
3'25.923	21 Alonso LOPEZ	SPA	BOSCOSCURO	1'35.306	151.2	2
4'16.340	40 Aron CANET	SPA	KALEX	1'35.233	151.3	2
5'00.690	21 Alonso LOPEZ	SPA	BOSCOSCURO	1'34.767	152.1	3
5'49.375	14 Tony ARBOLINO	ITA	KALEX	1'34.739	152.1	3
5'50.953	40 Aron CANET	SPA	KALEX	1'34.613	152.3	3
6'28.559	24 Marcos RAMIREZ	SPA	KALEX	1'34.570	152.4	4
6'29.373	54 Fermín ALDEGUER	SPA	BOSCOSCURO	1'34.472	152.6	4
8'02.946	24 Marcos RAMIREZ	SPA	KALEX	1'34.387	152.7	5
8'03.444	54 Fermín ALDEGUER	SPA	BOSCOSCURO	1'34.071	153.2	5
9'37.440	54 Fermín ALDEGUER	SPA	BOSCOSCURO	1'33.996	153.3	6
33'57.533	40 Aron CANET	SPA	KALEX	1'33.951	153.4	15
36'28.423	54 Fermín ALDEGUER	SPA	BOSCOSCURO	1'33.941	153.4	14
38'25.446	37 Pedro ACOSTA	SPA	KALEX	1'33.768	153.7	19

These data/results cannot be reproduced, stored and/or transmitted in whole or in part by any manner of electronic, mechanical, photocopying, recording, broadcasting or otherwise now known or herein after developed without the previous express consent by the copyright owner, except for reproduction in daily press and regular printed publications on sale to the public within 60 days of the event related to those data/results and always provided that copyright symbol appears together as follows below.

© DORNA, 2023

Official MotoGP Timing by TISSOT
www.motogp.com

Cheste, Friday, November 24, 2023

