


4005 m.

GRAN PREMIO MOTUL DE LA COMUNITAT VALENCIANA

Practice Nr. 1

Classification

3

	Rider	Nation	Team	Motorcycle	Time	Lap Total	Gap	Top Speed
1	37 Pedro ACOSTA	SPA	Red Bull KTM Ajo	KALEX	1'34.024	19 20		278.3
2	13 Celestino VIETTI	ITA	Fantic Racing	KALEX	1'34.135	20 22	0.111 0.111	277.2
3	54 Fermín ALDEGUER	SPA	CAG SpeedUp	BOSCOSCURO	1'34.185	19 21	0.161 0.050	276.1
4	40 Aron CANET	SPA	Pons Wegow Los40	KALEX	1'34.200	15 19	0.176 0.015	276.1
5	14 Tony ARBOLINO	ITA	Elf Marc VDS Racing Team	KALEX	1'34.329	20 20	0.305 0.129	276.1
6	22 Sam LOWES	GBR	Elf Marc VDS Racing Team	KALEX	1'34.378	19 19	0.354 0.049	272.8
7	24 Marcos RAMIREZ	SPA	OnlyFans American Racing	KALEX	1'34.399	21 22	0.375 0.021	273.9
8	79 Ai OGURA	JPN	IDEMITSU Honda Team Asia	KALEX	1'34.424	19 20	0.400 0.025	276.1
9	96 Jake DIXON	GBR	Inde GASGAS Aspar Team	KALEX	1'34.496	17 19	0.472 0.072	276.1
10	71 Dennis FOGGIA	ITA	Italtrans Racing Team	KALEX	1'34.540	16 20	0.516 0.044	276.1
11	75 Albert ARENAS	SPA	Red Bull KTM Ajo	KALEX	1'34.637	18 19	0.613 0.097	279.5
12	28 Izan GUEVARA	SPA	Inde GASGAS Aspar Team	KALEX	1'34.692	17 17	0.668 0.055	278.3
13	35 Somkiat CHANTRA	THA	IDEMITSU Honda Team Asia	KALEX	1'34.810	19 21	0.786 0.118	276.1
14	7 Barry BALTUS	BEL	Fieten Olie Racing GP	KALEX	1'34.842	20 21	0.818 0.032	273.9
15	45 Hector GARZO	SPA	Fieten Olie Racing GP	NTS	1'34.899	10 15	0.875 0.057	275.0
16	21 Alonso LOPEZ	SPA	CAG SpeedUp	BOSCOSCURO	1'34.938	22 22	0.914 0.039	278.3
17	64 Bo BENDSNEYDER	NED	Pertamina Mandalika SAG Team	KALEX	1'35.161	20 20	1.137 0.223	273.9
18	18 Manuel GONZALEZ	SPA	Correos Prepago Yamaha VR46 T	KALEX	1'35.182	11 15	1.158 0.021	276.1
19	17 Alex ESCRIG	SPA	Forward Team	FORWARD	1'35.183	17 18	1.159 0.001	277.2
20	84 Zonta VD GOORBERGH	NED	Fieten Olie Racing GP	KALEX	1'35.287	20 21	1.263 0.104	273.9
21	16 Joe ROBERTS	USA	Italtrans Racing Team	KALEX	1'35.293	19 19	1.269 0.006	273.9
22	15 Darryn BINDER	RSA	Liqui Moly Husqvarna Intact GP	KALEX	1'35.372	21 21	1.348 0.079	275.0
23	33 Rory SKINNER	GBR	OnlyFans American Racing	KALEX	1'35.388	19 21	1.364 0.016	276.1
24	23 Taiga HADA	JPN	Pertamina Mandalika SAG Team	KALEX	1'35.401	16 18	1.377 0.013	273.9
25	3 Lukas TULOVIC	GER	Liqui Moly Husqvarna Intact GP	KALEX	1'35.404	17 20	1.380 0.003	275.0
26	44 Matteo FERRARI	ITA	QJMOTOR Gresini Moto2	KALEX	1'35.519	18 18	1.495 0.115	273.9
27	11 Sergio GARCIA	SPA	Pons Wegow Los40	KALEX	1'35.534	19 19	1.510 0.015	276.1
28	9 Mattia CASADEI	ITA	Fantic Racing	KALEX	1'35.874	14 20	1.850 0.340	270.7
29	5 Kohta NOZANE	JPN	Correos Prepago Yamaha VR46 T	KALEX	1'35.901	18 20	1.877 0.027	272.8
30	52 Jeremy ALCOBA	SPA	QJMOTOR Gresini Moto2	KALEX	1'35.926	14 14	1.902 0.025	273.9
31	4 Sean Dylan KELLY	USA	Forward Team	FORWARD	1'36.576	14 20	2.552 0.650	273.9
32	12 Filip SALAC	CZE	QJMOTOR Gresini Moto2	KALEX	1'37.026	3 4	3.002 0.450	275.0

Practice condition: Dry

Air: 11°

Humidity: 38%

Ground: 8°

Fastest Lap:	Lap: 19	Pedro ACOSTA	1'34.024	153.3 Km/h
Best Race Lap:	2019	Thomas LUTHI	1'34.820	152.0 Km/h
All Time Lap Record:	2023	Pedro ACOSTA	1'34.024	153.3 Km/h

The results are provisional until the end of the limit for protest and appeals.

Time limit for protest expires 60' after publication of the results - Time:

These data/results cannot be reproduced, stored and/or transmitted in whole or in part by any manner of electronic, mechanical, photocopying, recording, broadcasting or otherwise now known or herein after developed without the previous express consent by the copyright owner, except for reproduction in daily press and regular printed publications on sale to the public within 60 days of the event related to those data/results and always provided that copyright symbol appears together as follows below.

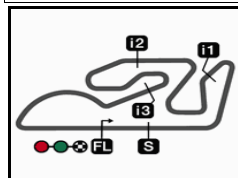
© DORNA, 2023

Official MotoGP Timing by TISSOT
www.motogp.com

Cheste, Friday, November 24, 2023

moto2™






4005 m.

GRAN PREMIO MOTUL DE LA COMUNITAT VALENCIANA

Practice Nr. 1

Top Speed & Average

4

	Rider	Nation	Motorcycle	Top 5 speeds					Average	Top
75	Albert ARENAS	SPA	KALEX	279.5	277.2	276.1	273.9	273.9	276.1	279.5
21	Alonso LOPEZ	SPA	BOSCOSCURO	278.3	276.1	276.1	275.0	275.0	275.6	278.3
28	Izan GUEVARA	SPA	KALEX	278.3	278.3	277.2	277.2	277.2	277.6	278.3
37	Pedro ACOSTA	SPA	KALEX	278.3	278.3	276.1	276.1	276.1	277.0	278.3
13	Celestino VIETTI	ITA	KALEX	277.2	275.0	275.0	275.0	275.0	275.4	277.2
17	Alex ESCRIG	SPA	FORWARD	277.2	276.1	275.0	275.0	275.0	275.7	277.2
11	Sergio GARCIA	SPA	KALEX	276.1	276.1	275.0	275.0	275.0	275.3	276.1
14	Tony ARBOLINO	ITA	KALEX	276.1	276.1	276.1	275.0	275.0	275.4	276.1
18	Manuel GONZALEZ	SPA	KALEX	276.1	275.0	275.0	275.0	273.9	274.8	276.1
33	Rory SKINNER	GBR	KALEX	276.1	275.0	273.9	273.9	273.9	274.6	276.1
35	Somkiat CHANTRA	THA	KALEX	276.1	276.1	276.1	276.1	275.0	275.6	276.1
40	Aron CANET	SPA	KALEX	276.1	273.9	273.9	273.9	273.9	274.3	276.1
54	Fermin ALDEGUER	SPA	BOSCOSCURO	276.1	275.0	275.0	273.9	273.9	274.5	276.1
71	Dennis FOGGIA	ITA	KALEX	276.1	276.1	275.0	275.0	275.0	275.2	276.1
79	Ai OGURA	JPN	KALEX	276.1	275.0	275.0	273.9	273.9	274.8	276.1
96	Jake DIXON	GBR	KALEX	276.1	276.1	276.1	276.1	276.1	276.1	276.1
3	Lukas TULOVIC	GER	KALEX	275.0	272.8	272.8	271.7	271.7	272.1	275.0
12	Filip SALAC	CZE	KALEX	275.0	270.7	267.5			271.1	275.0
15	Darryn BINDER	RSA	KALEX	275.0	275.0	275.0	275.0	275.0	275.0	275.0
45	Hector GARZO	SPA	NTS	275.0	273.9	272.8	272.8	272.8	273.4	275.0
4	Sean Dylan KELLY	USA	FORWARD	273.9	272.8	272.8	272.8	272.8	273.0	273.9
7	Barry BALTUS	BEL	KALEX	273.9	273.9	272.8	272.8	272.8	273.2	273.9
16	Joe ROBERTS	USA	KALEX	273.9	273.9	273.9	273.9	272.8	273.2	273.9
23	Taiga HADA	JPN	KALEX	273.9	273.9	272.8	272.8	271.7	272.6	273.9
24	Marcos RAMIREZ	SPA	KALEX	273.9	273.9	273.9	273.9	273.9	273.9	273.9
44	Matteo FERRARI	ITA	KALEX	273.9	272.8	272.8	272.8	272.8	273.0	273.9
52	Jeremy ALCOBA	SPA	KALEX	273.9	272.8	271.7	271.7	271.7	272.4	273.9
64	Bo BENDSNEYDER	NED	KALEX	273.9	272.8	271.7	271.7	271.7	272.2	273.9
84	Zonta VD GOORBERGH	NED	KALEX	273.9	272.8	271.7	271.7	271.7	272.1	273.9
5	Kohta NOZANE	JPN	KALEX	272.8	272.8	270.7	270.7	270.7	271.5	272.8
22	Sam LOWES	GBR	KALEX	272.8	271.7	271.7	271.7	271.7	271.9	272.8
9	Mattia CASADEI	ITA	KALEX	270.7	270.7	270.7	270.7	270.7	270.7	270.7

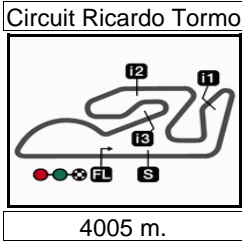
These data/results cannot be reproduced, stored and/or transmitted in whole or in part by any manner of electronic, mechanical, photocopying, recording, broadcasting or otherwise now known or herein after developed without the previous express consent by the copyright owner, except for reproduction in daily press and regular printed publications on sale to the public within 60 days of the event related to those data/results and always provided that copyright symbol appears together as follows below.

© DORNA, 2023

Official MotoGP Timing by TISSOT
www.motogp.com

Cheste, Friday, November 24, 2023





Results and timing service provided by **TISSOT**

Moto2™

GRAN PREMIO MOTUL DE LA COMUNITAT VALENCIANA

Practice Nr. 1

Chronological Analysis of Performances

5

* Lap / Sector time cancelled **T1** Time from finish line to 1st intermediate **T3** Time from 2nd intermed. to 3rd intermed.
P Crossing the finish line in pit lane **T2** Time from 1st intermed. to 2nd intermed. **T4** Time from 3rd intermediate to finish line

Lap	Lap Time	T1	T2	T3	T4	Speed	Lap	Lap Time	T1	T2	T3	T4	Speed
1st 37 Pedro ACOSTA Red Bull KTM Ajo SPA Runs=2 Total laps=20 Full laps=17 Valid laps=16							3rd 54 Fermín ALDEGUER CAG SpeedUp SPA Runs=2 Total laps=21 Full laps=18 Valid laps=17						
1	2'34.282	23.643	29.773	24.110	27.058		1	2'19.364	24.395	29.393	24.532	27.247	
2	1'38.560	22.733	26.579	22.999	26.249	272.8	2	1'38.691	22.767	26.636	23.065	26.223	272.8
3	1'36.720	21.980	26.047	22.676	26.017	273.9	3	1'37.239	22.243	25.952	22.870	26.174	275.0
4	1'36.125	21.739	25.816	22.624	25.946	271.7	4	1'35.750	21.841	25.555	22.565	25.789	275.0
5	1'36.433	21.784	25.787	22.636	26.226	273.9	5	1'35.916	21.785	25.630	22.541	25.960	273.9
6	1'35.946	21.848	25.751	22.482	25.865	272.8	6	1'35.986	21.987	25.891	22.405	25.703	276.1
7	1'35.479	21.663	25.623	22.425	25.768	273.9	7	1'35.713	21.839	25.579	22.379	25.916	273.9
8	1'37.121	22.749	26.116	22.530	25.726	273.9	8	1'35.284	21.709	25.443	22.392	25.740	272.8
9	1'35.082	21.734	25.530	22.185	25.633	278.3	9	1'34.992	21.694	25.380	22.270	25.648	272.8
10	1'35.137	21.564	25.485	22.383	25.705	276.1	10	1'34.694	21.576	25.264	22.289	25.565	271.7
11	1'39.494 P	22.056	26.011	22.546	28.881	278.3	11	1'41.219	21.638	26.568	26.776	26.237	273.9
12	8'32.541	22.065	26.806	22.859	25.750		12	1'34.955	21.673	25.343	22.305	25.634	271.7
13	1'35.093	21.695	25.578	22.229	25.591	271.7	13	1'34.813	21.687	25.290	22.194	25.642	271.7
14	1'34.597	21.459	25.427	22.158	25.553	272.8	14	1'42.340 P	21.706	26.754	23.410	30.470	270.7
15	1'34.365	21.441	25.349	22.102	25.473	273.9	15	8'07.101	23.006	27.005	23.608	26.129	
16	1'34.383	21.359	25.414	22.119	25.491	273.9	16	1'35.285	21.674	25.443	22.211	25.957	272.8
17	1'47.148 *	21.536	25.363	34.082	26.167*	276.1	17	1'34.257	21.602	25.114	22.121	25.420	273.9
18	1'34.677	21.523	25.400	22.118	25.636	275.0	18	1'34.163 *	21.436	24.998	22.144	25.585*	273.9
19	1'34.024	21.358	25.212	22.068	25.386	275.0	19	1'34.185	21.541	25.080	22.104	25.460	271.7
20	1'34.401	21.334	25.265	22.322	25.480	276.1	20	1'35.552	21.548	25.100	22.119	26.785	271.7
2nd 13 Celestino VIETTI Fantic Racing ITA Runs=2 Total laps=22 Full laps=19 Valid laps=18							4th 40 Aron CANET Pons Wegow Los40 SPA Runs=2 Total laps=19 Full laps=16 Valid laps=15						
1	1'45.239	22.392	28.288	23.986	26.824		1	2'47.821	24.006	29.003	24.602	26.857	
2	1'38.541	22.280	26.792	23.306	26.163	269.6	2	1'39.135	22.748	26.762	23.474	26.151	272.8
3	1'37.499	22.111	26.375	22.921	26.092	269.6	3	1'37.526	22.380	26.231	22.849	26.066	273.9
4	1'36.724	21.814	26.082	22.824	26.004	271.7	4	1'36.822	22.087	26.098	22.757	25.880	270.7
5	1'36.666	21.883	26.061	22.795	25.927	271.7	5	1'36.058	22.027	25.729	22.608	25.694	273.9
6	1'36.154	21.734	25.942	22.597	25.881	271.7	6	1'36.126	21.825	25.769	22.825	25.707	271.7
7	1'35.821	21.757	25.735	22.543	25.786	272.8	7	1'35.808	21.854	25.633	22.646	25.675	271.7
8	1'35.879	21.682	25.783	22.496	25.918	271.7	8	1'35.407	21.781	25.576	22.459	25.591	273.9
9	1'35.809	21.666	25.789	22.563	25.791	271.7	9	1'35.372	21.834	25.499	22.398	25.641	273.9
10	1'35.682	21.624	25.664	22.309	26.085	271.7	10	1'40.043	25.429	26.020	22.581	26.013	276.1
11	1'47.311 P	23.808	27.790	23.988	31.725	269.6	11	1'35.114	21.686	25.467	22.355	25.606	271.7
12	7'08.643	23.004	27.061	23.069	26.042		12	1'53.273 P	24.647	28.451	24.368	35.807	271.7
13	1'35.538	21.754	25.762	22.313	25.709	271.7	13	10'14.276	22.577	27.093	22.868	25.768	
14	1'35.009	21.639	25.447	22.366	25.557	272.8	14	1'35.075	21.724	25.503	22.333	25.515	270.7
15	1'34.807	21.579	25.371	22.247	25.610	273.9	15	1'34.200	21.466	25.248	22.182	25.304	271.7
16	1'34.811	21.541	25.329	22.380	25.561	275.0	16	1'36.269 *	22.56*	25.578	22.369	25.759*	272.8
17	1'34.452	21.493	25.290	22.140	25.529	275.0	17	1'34.532	21.583	25.301	22.228	25.420	271.7
18	1'34.406	21.578	25.216	22.141	25.471	275.0	18	1'34.612	21.716	25.258	22.258	25.380	271.7
19	1'34.539 *	21.541	25.344	22.149	25.505*	277.2							
20	1'34.135	21.504	25.122	22.067	25.442	275.0							
21	1'35.750	21.524	25.692	22.313	26.221	275.0							

Fastest Lap: Pedro ACOSTA Red Bull KTM Ajo SPA **1'34.024** 21.358 25.212 22.068 25.386

These data/results cannot be reproduced, stored and/or transmitted in whole or in part by any manner of electronic, mechanical, photocopying, recording, broadcasting or otherwise now known or herein after developed without the previous express consent by the copyright owner, except for reproduction in daily press and regular printed publications on sale to the public within 60 days of the event related to those data/results and always provided that copyright symbol appears together as follows below.
© DORNA, 2023



Practice Nr. 1

Moto2

Lap	Lap Time	T1	T2	T3	T4	Speed	Lap	Lap Time	T1	T2	T3	T4	Speed
19	1'34.358	21.576	25.228	22.214	25.340	272.8	8	1'36.520	21.865	26.117	22.676	25.862	273.9
5th 14 Tony ARBOLINO Elf Marc VDS Racing ITA Runs=2 Total laps=20 Full laps=17 Valid laps=16							9	1'36.302 *	21.770	25.886	22.608	26.038 *	271.7
1	2'35.365	21.603	28.444	24.334	26.690		10	1'43.175	27.079	27.055	23.181	25.860	273.9
2	1'38.302	22.474	26.717	23.084	26.027	272.8	11	1'35.862	21.801	25.775	22.585	25.701	271.7
3	1'37.071	21.940	26.068	22.728	26.335	275.0	12	1'43.251 P	22.309	26.737	23.312	30.893	273.9
4	1'36.438	22.089	25.912	22.627	25.810	275.0	13	6'32.575	24.514	29.842	23.963	26.429	
5	1'35.817	21.892	25.715	22.490	25.720	273.9	14	1'35.982	22.055	25.847	22.466	25.614	269.6
6	1'36.061	21.852	25.949	22.434	25.826	276.1	15	1'35.543	21.751	25.759	22.381	25.652	271.7
7	1'35.265	21.727	25.486	22.356	25.696	275.0	16	1'35.205	21.614	25.592	22.400	25.599	271.7
8	1'35.478	21.699	25.588	22.439	25.752	276.1	17	1'34.798	21.528	25.450	22.244	25.576	272.8
9	1'35.264	21.691	25.434	22.399	25.740	273.9	18	1'35.131	21.590	25.473	22.273	25.795	272.8
10	1'35.741	21.888	25.623	22.395	25.835	275.0	19	1'35.798 *	21.717	25.419	22.742	25.920 *	271.7
11	1'39.590 P	22.306	25.990	22.557	28.737	275.0	20	1'34.700	21.554	25.391	22.260	25.495	271.7
12	9'37.750	21.658	27.015	22.739	26.057		21	1'34.399	21.438	25.331	22.169	25.461	272.8
13	1'35.221	21.895	25.556	22.183	25.587	269.6	22	1'40.069	23.700	26.847	23.437	26.085	271.7
14	1'34.679	21.617	25.333	22.142	25.587	273.9	8th 79 Ai OGURA IDEMITSU Honda Te JPN Runs=2 Total laps=20 Full laps=17 Valid laps=15						
15	1'34.826	21.570	25.226	22.389	25.641	273.9	1	2'11.596	23.042	28.335	24.137	27.522	
16	1'35.114	21.627	25.282	22.500	25.705	275.0	2	1'39.635	22.517	27.262	23.310	26.546	271.7
17	1'34.867 *	21.739	25.301	22.145	25.682 *	273.9	3	1'38.062	22.114	26.427	23.053	26.468	271.7
18	1'34.369	21.531	25.287	22.071	25.480	273.9	4	1'36.987	21.934	26.047	22.889	26.117	271.7
19	1'36.654	21.871	26.088	22.269	26.426	273.9	5	1'37.015	22.033	26.093	22.790	26.099	275.0
20	1'34.329	21.559	25.063	22.155	25.552	276.1	6	1'36.532	21.766	26.205	22.624	25.937	272.8
6th 22 Sam LOWES Elf Marc VDS Racing GBR Runs=2 Total laps=19 Full laps=16 Valid laps=15							7	1'36.023	21.738	25.833	22.649	25.803	272.8
1	2'47.427	24.373	29.113	24.351	26.983		8	1'35.655	21.787	25.771	22.435	25.662	270.7
2	1'39.194	22.329	26.993	23.478	26.394	268.5	9	1'35.457	21.694	25.720	22.338	25.705	272.8
3	1'37.963	22.257	26.233	22.859	26.614	267.5	10	1'35.003	21.545	25.610	22.311	25.537	271.7
4	1'37.194	22.277	26.210	22.677	26.030	271.7	11	1'35.896	21.654	25.983	22.468	25.791	276.1
5	1'36.741	21.982	25.830	22.813	26.116	271.7	12	1'34.860	21.495	25.599	22.278	25.488	273.9
6	1'36.415	21.959	25.857	22.587	26.012	270.7	13	1'55.094 P	22.621	33.135	26.800	32.538	272.8
7	1'36.041	21.875	25.841	22.441	25.884	271.7	14	10'04.270	25.388	27.197	22.997	26.237	
8	1'46.739 P	22.013	27.370	24.182	33.174	271.7	15	1'35.855	21.820	25.883	22.418	25.734	272.8
9	9'50.257	26.476	27.634	23.090	26.212		16	1'34.910 *	21.384	25.567	22.250	25.709 *	271.7
10	1'36.123	22.034	25.793	22.452	25.844	267.5	17	1'34.605 *	21.445	25.452	22.226	25.482 *	273.9
11	1'42.453	21.657	29.122	25.791	25.883	269.6	18	1'37.944	21.454	27.826	22.727	25.937	275.0
12	1'35.454	21.602	25.733	22.396	25.723	270.7	19	1'34.424	21.464	25.368	22.118	25.474	272.8
13	1'34.837	21.500	25.383	22.233	25.721	270.7	20	1'34.804	21.523	25.500	22.223	25.558	272.8
14	1'34.637	21.530	25.368	22.168	25.571	270.7	9th 96 Jake DIXON Inde GASGAS Aspar GBR Runs=2 Total laps=19 Full laps=16 Valid laps=14						
15	1'42.493	21.630	25.971	28.866	26.026	272.8	1	2'34.592	23.579	29.819	24.151	26.911	
16	1'34.982 *	21.571	25.548	22.155	25.708 *	271.7	2	1'38.477	22.688	26.531	23.021	26.237	270.7
17	1'34.762	21.527	25.310	22.297	25.628	271.7	3	1'36.619	22.042	25.993	22.714	25.870	273.9
18	1'36.260	21.423	26.937	22.385	25.515	270.7	4	1'36.197	21.806	25.784	22.610	25.997	272.8
19	1'34.378	21.400	25.149	22.069	25.760	270.7	5	1'36.424	21.833	25.627	22.643	26.321	273.9
7th 24 Marcos RAMIREZ OnlyFans American R SPA Runs=2 Total laps=22 Full laps=19 Valid laps=17							6	1'36.241	21.857	25.654	22.593	26.137	276.1
1	1'52.463	24.387	29.314	24.584	27.233		7	1'35.171	21.722	25.487	22.310	25.652	273.9
2	1'40.480	23.044	27.186	23.694	26.556	270.7	8	1'35.697	21.775	25.719	22.496	25.707	276.1
3	1'38.687	22.353	26.655	23.246	26.433	273.9	9	1'35.552	21.646	25.670	22.401	25.835	273.9
4	1'38.064	22.225	26.527	23.061	26.251	273.9	10	1'35.490	21.670	25.715	22.354	25.751	272.8
5	1'36.764	21.928	26.156	22.687	25.993	272.8	11	1'40.700 P	21.632	27.332	22.674	29.062	272.8
6	1'37.098	22.049	25.988	23.029	26.032	273.9	12	11'28.960	29.518	27.412	22.894	25.698	
7	1'36.686	21.977	25.997	22.748	25.964	271.7	13	1'40.533	21.777	25.792	22.333	30.631	273.9
							14	1'35.017	21.778	25.525	22.166	25.548	275.0
							15	1'37.595 *	21.681	25.474	22.322	28.118 *	276.1

Fastest Lap: Pedro ACOSTA Red Bull KTM Ajo SPA 1'34.024 21.358 25.212 22.068 25.386

These data/results cannot be reproduced, stored and/or transmitted in whole or in part by any manner of electronic, mechanical, photocopying, recording, broadcasting or otherwise now known or herein after developed without the previous express consent by the copyright owner, except for reproduction in daily press and regular printed publications on sale to the public within 60 days of the event related to those data/results and always provided that copyright symbol appears together as follows below.
© DORNA, 2023

Practice Nr. 1

Moto2

Lap	Lap Time	T1	T2	T3	T4	Speed	Lap	Lap Time	T1	T2	T3	T4	Speed
16	1'34.804 *	21.604	25.346	22.203	25.651 *	276.1	5	1'36.480	21.761	26.036	22.830	25.853	276.1
17	1'34.496	21.633	25.305	22.141	25.417	275.0	6	1'36.948	21.794	26.134	23.054	25.966	277.2
18	1'36.005	21.645	25.406	22.741	26.213	276.1	7	1'39.271	23.830	26.467	22.912	26.062	276.1
19	1'34.580	21.611	25.333	22.135	25.501	273.9	8	1'36.072	21.558	25.887	22.669	25.958	276.1
10th 71 Dennis FOGGIA Italtrans Racing Team ITA Runs=2 Total laps=20 Full laps=17 Valid laps=16							9	1'35.847	21.612	25.749	22.640	25.846	275.0
1	2'24.824	23.676	28.615	24.088	26.944		10	1'36.409	21.625	25.964	22.783	26.037	276.1
2	1'39.475	22.787	27.017	23.386	26.285	271.7	11	1'35.951	21.694	25.865	22.639	25.753	275.0
3	1'38.069	22.445	26.519	22.927	26.178	275.0	12	1'42.046 P	22.532	26.532	23.111	29.871	275.0
4	1'37.307	22.234	26.277	22.788	26.008	273.9	13	1'40'1.318	24.716	27.880	25.811	28.917	
5	1'36.719	21.942	26.077	22.808	25.892	273.9	14	1'36.554 *	21.719	26.433	22.685	25.717 *	278.3
6	1'36.110	21.833	25.837	22.618	25.822	273.9	15	1'34.765	21.396	25.370	22.465	25.534	277.2
7	1'35.891	21.800	25.800	22.507	25.784	275.0	16	1'38.538	21.472	26.884	24.524	25.658	278.3
8	1'35.766	21.766	25.729	22.529	25.742	271.7	17	1'34.692	21.480	25.431	22.334	25.447	277.2
9	1'35.681	21.694	25.613	22.537	25.837	275.0	13th 35 Somkiat CHANTRA IDEMITSU Honda Te THA Runs=2 Total laps=21 Full laps=18 Valid laps=16						
10	1'35.298	21.630	25.522	22.405	25.741	273.9	1	2'40.799	23.152	28.447	24.499	27.160	
11	1'35.135	21.626	25.466	22.394	25.649	275.0	2	1'43.167	26.240	27.212	23.448	26.267	270.7
12	1'34.845	21.584	25.309	22.339	25.613	276.1	3	1'37.919	22.301	26.378	23.030	26.210	273.9
13	1'48.061 P	24.306	29.122	24.524	30.109	275.0	4	1'38.708	22.864	26.531	23.082	26.231	273.9
14	9'31.175	21.514	26.877	23.957	25.945		5	1'37.069	22.189	26.050	23.001	25.829	273.9
15	1'35.353	21.851	25.537	22.398	25.567	275.0	6	1'36.226	21.793	25.764	22.750	25.919	276.1
16	1'34.540	21.594	25.198	22.213	25.535	275.0	7	1'35.894	21.880	25.716	22.591	25.707	275.0
17	1'34.670 *	21.540	25.319	22.180	25.631 *	276.1	8	1'35.798	21.696	25.785	22.579	25.738	276.1
18	1'34.954	21.525	25.372	22.363	25.694	275.0	9	1'44.561 P	23.621	27.189	23.530	30.221	276.1
19	1'40.469	21.640	28.083	24.761	25.985	273.9	10	7'56.065	22.541	27.562	23.320	26.511	
20	1'34.749	21.572	25.460	22.152	25.565	275.0	11	1'36.577	22.115	26.046	22.699	25.717	270.7
11th 75 Albert ARENAS Red Bull KTM Ajo SPA Runs=2 Total laps=19 Full laps=16 Valid laps=15							12	1'35.650	21.731	25.812	22.439	25.668	271.7
1	2'15.837	24.389	28.753	24.557	27.284		13	1'35.408	21.611	25.496	22.471	25.830	273.9
2	1'39.550	22.710	26.919	23.443	26.478	270.7	14	1'35.235	21.755	25.599	22.340	25.541	272.8
3	1'37.970	22.169	26.410	23.151	26.240	271.7	15	1'40.598	25.352	26.056	22.518	26.672	273.9
4	1'37.099	22.084	26.117	22.849	26.049	272.8	16	1'35.338	21.637	25.601	22.341	25.759	275.0
5	1'36.787	21.967	26.199	22.589	26.032	272.8	17	1'35.363 *	21.522	25.654	22.285	25.902 *	276.1
6	1'36.324	21.840	25.972	22.557	25.955	279.5	18	1'35.030 *	21.519	25.465	22.285	25.761 *	273.9
7	1'36.388	21.791	25.618	22.987	25.992	272.8	19	1'34.810	21.633	25.417	22.241	25.519	272.8
8	1'35.550	21.704	25.599	22.439	25.808	273.9	20	1'42.018	27.037	26.352	22.688	25.941	272.8
9	1'36.020	21.836	25.679	22.731	25.774	277.2	21	1'35.143	21.595	25.638	22.310	25.600	275.0
10	1'39.722 P	21.705	25.729	22.525	29.763	276.1	14th 7 Barry BALTUS Fieten Olie Racing GP BEL Runs=2 Total laps=21 Full laps=18 Valid laps=16						
11	10'28.889	22.218	26.995	24.064	26.724		1	2'15.766	23.519	28.916	24.324	27.000	
12	1'36.468	21.906	25.821	22.800	25.941	272.8	2	1'38.040	22.375	26.490	23.060	26.115	268.5
13	1'35.607	21.875	25.575	22.458	25.699	272.8	3	1'36.561	21.959	25.992	22.759	25.851	269.6
14	1'34.995	21.581	25.480	22.368	25.566	272.8	4	1'36.257	21.831	25.957	22.575	25.894	272.8
15	1'34.788	21.441	25.407	22.331	25.609	273.9	5	1'36.727 *	21.825	26.027 *	22.832	26.043	273.9
16	1'35.212 *	21.535	25.443	22.433	25.801 *	272.8	6	1'36.076	21.859	25.817	22.633	25.767	270.7
17	1'34.945	21.473	25.444	22.329	25.699	272.8	7	1'35.866	21.700	25.696	22.548	25.922	270.7
18	1'34.637	21.522	25.278	22.361	25.476	271.7	8	1'35.680	21.870	25.653	22.464	25.693	269.6
19	1'34.747	21.455	25.411	22.248	25.633	272.8	9	1'35.512	21.666	25.677	22.425	25.744	269.6
12th 28 Izan GUEVARA Inde GASGAS Aspar SPA Runs=2 Total laps=17 Full laps=14 Valid laps=13							10	1'35.503	21.590	25.603	22.462	25.848	270.7
1	1'55.847	24.229	30.139	25.059	27.847		11	1'41.650 P	22.144	26.632	22.994	29.880	272.8
2	1'41.282	23.033	27.867	23.706	26.676	273.9	12	7'30.556	22.973	27.065	23.030	26.042	
3	1'38.424	22.320	26.882	23.143	26.079	275.0	13	1'35.484	21.805	25.634	22.348	25.697	267.5
4	1'37.346	21.883	26.331	23.139	25.993	275.0	14	1'35.069	21.666	25.380	22.297	25.726	269.6
Fastest Lap: Pedro ACOSTA Red Bull KTM Ajo SPA 1'34.024 21.358 25.212 22.068 25.386							15	1'34.971	21.551	25.448	22.284	25.688	270.7
These data/results cannot be reproduced, stored and/or transmitted in whole or in part by any manner of electronic, mechanical, photocopying, recording, broadcasting or otherwise now known or herein after developed without the previous express consent by the copyright owner, except for reproduction in daily press and regular printed publications on sale to the public within 60 days of the event related to those data/results and always provided that copyright symbol appears together as follows below.													
© DORNA, 2023													

Practice Nr. 1

Moto2

Lap	Lap Time	T1	T2	T3	T4	Speed	Lap	Lap Time	T1	T2	T3	T4	Speed
17	1'35.286	21.671	25.224	22.488	25.903	272.8	6	1'37.582	22.128	26.543	22.779	26.132	270.7
18	1'34.930 *	21.463	25.231	22.349	25.887*	270.7	7	1'37.574	22.056	26.099	22.939	26.480	270.7
19	1'36.286	21.894	25.685	22.551	26.156	273.9	8	1'37.017	22.092	26.067	22.784	26.074	271.7
20	1'34.842	21.526	25.317	22.269	25.730	269.6	9	1'37.909	21.947	25.977	23.851	26.134	271.7
21	1'35.126	21.667	25.396	22.290	25.773	269.6	10	1'36.361	21.927	25.814	22.633	25.987	271.7

15th 45 Hector GARZO Fieten Olie Racing GP SPA
Runs=2 Total laps=15 Full laps=12 Valid laps=11

1	2'17.366	25.178	29.410	25.248	27.755	
2	1'39.150	22.894	26.782	23.135	26.339	268.5
3	1'46.324 P	22.592	26.353	23.038	34.341	275.0
4	1'42.695	23.752	27.278	24.955	27.224	
5	1'37.276	22.284	26.161	22.714	26.117	266.5
6	1'42.227	22.200	27.032	26.425	26.570	268.5
7	1'36.170	21.943	25.755	22.487	25.985	271.7
8	1'35.953	21.897	25.555	22.638	25.863	271.7
9	1'35.417	21.808	25.485	22.422	25.702	271.7
10	1'34.899	21.685	25.250	22.323	25.641	272.8
11	1'47.139	25.987	26.389	25.208	29.555	272.8
12	1'36.955 *	21.944	26.047	22.596	26.368*	273.9
13	1'38.071	21.953	27.499	22.832	25.787	270.7
14	1'35.887	21.759	25.627	22.477	26.024	272.8
15	1'35.572	21.756	25.625	22.440	25.751	272.8

16th 21 Alonso LOPEZ CAG SpeedUp SPA
Runs=2 Total laps=22 Full laps=19 Valid laps=15

1	1'46.732	23.190	29.033	24.847	27.443	
2	1'38.887	22.457	26.712	23.361	26.357	271.7
3	1'37.011	22.133	25.996	22.768	26.114	272.8
4	1'42.100	22.092	26.757	24.609	28.642	272.8
5	1'36.612	21.933	26.028	22.725	25.926	272.8
6	1'37.541 *	22.176	26.068*	22.966	26.331	275.0
7	1'36.084	21.861	25.817	22.548	25.858	272.8
8	1'35.725	21.745	25.726	22.504	25.750	275.0
9	1'39.486	22.028	27.404	23.560	26.494	275.0
10	1'35.850	21.726	25.744	22.504	25.876	273.9
11	1'35.826	21.843	25.628	22.472	25.883	273.9
12	1'46.150 P	22.869	27.211	24.002	32.068	272.8
13	1'03.985	22.730	27.356	23.168	26.156	
14	1'35.907	21.794	25.663	22.556	25.894	271.7
15	1'43.262	24.825	27.302	25.169	25.966	273.9
16	1'35.760	21.859	25.606	22.487	25.808	275.0
17	1'35.370	21.598	25.525	22.497	25.750	276.1
18	1'38.819 *	23.451	26.839	22.391	26.138*	275.0
19	1'35.399 *	21.572	25.579	22.507	25.741*	278.3
20	1'35.221	21.646	25.458	22.453	25.664	275.0
21	1'41.440 *	21.554	28.459*	25.492	25.935	275.0
22	1'34.938	21.574	25.469	22.276	25.619	276.1

17th 64 Bo BENDSNEYDER Pertamina Mandalika NED
Runs=2 Total laps=20 Full laps=17 Valid laps=15

1	2'07.263	23.269	30.082	25.108	27.855	
2	1'41.868	23.611	27.432	24.087	26.738	266.5
3	1'40.827	22.529	26.908	23.531	27.859	272.8
4	1'38.812	22.753	26.468	23.181	26.410	269.6
5	1'37.966	22.309	26.428	22.949	26.280	271.7

11 1'36.265 21.866 25.771 22.664 25.964 270.7

12	1'44.798 P	23.218	27.094	23.552	30.934	269.6
13	1'57.566	25.759	29.078	23.131	26.195	
14	1'36.051	22.057	25.721	22.477	25.796	266.5
15	1'35.666	21.733	25.548	22.594	25.791	270.7
16	1'39.992 *	21.755	28.778	23.339	26.120*	268.5
17	1'35.447 *	21.692	25.491	22.428	25.836*	273.9
18	1'35.360	21.732	25.420	22.345	25.863	271.7
19	1'35.525	21.802	25.496	22.412	25.815	270.7
20	1'35.161	21.741	25.493	22.235	25.692	270.7

18th 18 Manuel GONZALEZ Correos Prepagos Yam SPA
Runs=3 Total laps=15 Full laps=10 Valid laps=10

1	1'59.225	23.851	29.305	24.395	26.696	
2	1'39.727	22.607	27.211	23.484	26.425	271.7
3	1'38.246	22.399	26.583	23.010	26.254	275.0
4	1'37.284	22.224	26.027	22.893	26.140	272.8
5	1'41.803 P	22.714	26.667	23.126	29.296	272.8
6	3'28.082	25.520	26.590	22.898	25.755	
7	1'36.151	21.884	25.745	22.622	25.900	276.1
8	1'35.607	21.908	25.522	22.512	25.665	275.0
9	1'35.595	21.796	25.523	22.534	25.742	275.0
10	1'35.612	21.823	25.656	22.475	25.658	272.8
11	1'35.182	21.749	25.400	22.441	25.592	273.9
12	1'35.393	21.768	25.521	22.363	25.741	272.8
13	1'39.644 P	21.689	25.584	22.484	29.887	272.8
14	8'39.879	22.102	26.527	23.054	27.405	
15	1'35.418	21.748	25.618	22.317	25.735	273.9

19th 17 Alex ESCRIG Forward Team SPA
Runs=3 Total laps=18 Full laps=13 Valid laps=10

1	1'55.003	24.548	29.819	25.231	28.098	
2	1'43.091	23.674	28.198	23.998	27.221	270.7
3	1'40.682	22.816	27.343	23.653	26.870	272.8
4	1'40.206	22.423	27.267	23.547	26.969	275.0
5	1'39.169	22.398	27.085	23.151	26.535	273.9
6	2'03.351 P	29.151	31.743	26.768	35.689	273.9
7	6'41.661	23.829	27.644	23.332	26.545	
8	1'36.884	22.005	26.180	22.584	26.115	273.9
9	1'36.387	21.782	26.015	22.620	25.970	273.9
10	1'39.721 P	21.886	26.047	22.594	29.194	272.8
11	7'52.811	25.275	27.583	23.009	26.107	
12	1'36.107	21.857	26.029	22.485	25.736	271.7
13	1'39.016	23.808	26.133	23.236	25.839	273.9
14	1'36.725 *	21.746	25.862	22.899	26.218*	276.1
15	1'36.010 *	21.695	26.030	22.533	25.752*	275.0
16	1'35.430	21.746	25.619	22.371	25.694	277.2
17	1'35.183	21.560	25.590	22.391	25.642	275.0
18	1'43.936 *	24.993	28.083*	23.374	27.486	273.9

Fastest Lap: Pedro ACOSTA Red Bull KTM Ajo SPA 1'34.024 21.358 25.212 22.068 25.386

These data/results cannot be reproduced, stored and/or transmitted in whole or in part by any manner of electronic, mechanical, photocopying, recording, broadcasting or otherwise now known or herein after developed without the previous express consent by the copyright owner, except for reproduction in daily press and regular printed publications on sale to the public within 60 days of the event related to those data/results and always provided that copyright symbol appears together as follows below.
© DORNA, 2023

Practice Nr. 1

Moto2

Lap	Lap Time	T1	T2	T3	T4	Speed	Lap	Lap Time	T1	T2	T3	T4	Speed
20th	84	Zonta VD GOORBE Fieten Olie Racing GP NED					9	1'37.276	21.906	26.157	23.174	26.039	273.9
		Runs=2	Total laps=21	Full laps=18	Valid laps=16	10	1'37.206	21.838	26.185	23.106	26.077	273.9	
1	2'16.725	23.221	28.639	24.690	27.125	11	1'37.615	22.212	26.573	22.877	25.953	275.0	
2	1'39.723	22.740	26.879	23.603	26.501	268.5	12	1'43.150 P	22.214	26.523	23.203	31.210	272.8
3	1'39.489	22.777	26.365	23.064	27.283	270.7	13	7'17.471	22.620	27.401	24.022	26.798	
4	1'37.499 *	22.099	26.060	23.105 *	26.235	271.7	14	1'39.062	22.145	26.770	23.730	26.417	271.7
5	1'36.977	21.979	25.826	22.875	26.297	269.6	15	1'36.129	21.749	25.807	22.688	25.885	273.9
6	1'36.390	21.837	25.889	22.842	25.822	270.7	16	1'35.604	21.529	25.668	22.459	25.948	275.0
7	1'36.582	21.841	25.738	22.824	26.179	269.6	17	1'42.177	21.743	25.855	27.868	26.711	273.9
8	1'36.152	21.864	25.717	22.679	25.892	271.7	18	1'35.870 *	21.678	25.666	22.515	26.011 *	275.0
9	1'36.278	21.854	25.706	22.830	25.888	271.7	19	1'37.999	21.563	25.661	24.871	25.904	275.0
10	1'36.434	21.800	25.747	22.913	25.974	270.7	20	1'36.190	21.628	25.797	22.819	25.946	275.0
11	1'35.788	21.847	25.631	22.487	25.823	271.7	21	1'35.372	21.589	25.670	22.393	25.720	275.0
12	1'44.814 P	21.865	25.600	25.103	32.246	271.7							
13	7'12.688	22.303	26.338	23.088	26.279								
14	1'36.980	22.084	25.751	22.715	26.430	267.5							
15	1'35.550	21.734	25.571	22.444	25.801	270.7							
16	1'36.060	21.711	25.538	22.445	26.366	270.7							
17	1'35.956	21.686	25.533	22.531	26.206	271.7							
18	1'42.332 *	21.822	25.490	26.674	28.346 *	273.9							
19	1'35.839	21.838	25.602	22.506	25.893	270.7							
20	1'35.287	21.699	25.481	22.382	25.725	268.5							
21	1'39.977	21.871	25.374	22.418	30.314	272.8							
21st	16	Joe ROBERTS Italtrans Racing Team USA					9	1'35.921	21.802	25.688	22.647	25.784	273.9
		Runs=2	Total laps=19	Full laps=16	Valid laps=15	10	1'36.518	22.033	25.797	22.618	26.070	272.8	
1	2'24.327	23.893	28.333	24.328	27.179	11	1'41.626 P	23.047	26.102	22.809	29.668	270.7	
2	1'39.741	22.912	27.009	23.337	26.483	269.6	12	7'13.379	22.580	27.515	25.465	26.459	
3	1'39.444	22.553	27.291	23.226	26.374	270.7	13	1'36.756	21.978	25.849	22.870	26.059	268.5
4	1'37.619	22.417	26.176	23.065	25.961	272.8	14	1'38.184	21.877	26.219	23.935	26.153	272.8
5	1'37.086	22.215	26.110	22.862	25.899	272.8	15	1'36.001	21.751	25.671	22.644	25.935	272.8
6	1'36.890	22.156	25.946	22.801	25.987	271.7	16	1'36.715	21.705	25.720	22.572	26.718	271.7
7	1'36.666	22.162	25.832	22.745	25.927	272.8	17	1'36.097	21.809	25.672	22.624	25.992	273.9
8	1'40.339	22.458	28.825	22.943	26.113	272.8	18	1'35.589 *	21.575	25.498	22.531	25.985 *	270.7
9	1'36.547	22.101	25.957	22.660	25.829	273.9	19	1'35.388	21.610	25.576	22.540	25.662	270.7
10	1'36.453	22.082	25.762	22.651	25.958	272.8	20	1'35.724	21.682	25.660	22.512	25.870	271.7
11	1'40.402 P	21.923	25.740	22.600	30.139	272.8	21	1'36.358	21.839	25.571	22.484	26.464	270.7
12	10'18.079	27.172	31.580	24.604	29.223								
13	1'37.376	22.286	26.413	22.752	25.925	269.6							
14	1'35.863	22.052	25.598	22.436	25.777	273.9							
15	1'35.819	22.115	25.487	22.524	25.693	272.8							
16	1'35.546 *	21.921	25.424	22.427	25.774 *	273.9							
17	1'37.320	21.859	26.442	23.174	25.845	273.9							
18	1'39.333	23.767	27.034	22.786	25.746	272.8							
19	1'35.293	21.849	25.360	22.401	25.683	271.7							
22nd	15	Darryn BINDER Liqui Moly Husqvarna RSA					9	1'45.663 P	22.008	26.576	23.398	33.681	272.8
		Runs=2	Total laps=21	Full laps=18	Valid laps=17	10	12'59.040	21.462	27.172	23.273	27.954		
1	1'56.466	23.300	29.714	25.455	27.632	11	1'36.249	21.687	25.835	22.778	25.949	271.7	
2	1'41.539	23.069	27.406	24.105	26.959	272.8	12	1'35.926	21.687	25.733	22.672	25.834	270.7
3	1'38.527	22.382	26.589	23.386	26.170	275.0	13	1'35.688	21.651	25.622	22.592	25.823	270.7
4	1'38.063	22.143	26.173	23.200	26.547	272.8	14	1'35.916 *	21.749	25.634	22.697	25.836 *	270.7
5	1'38.102	22.150	26.386	23.137	26.429	273.9	15	1'35.581 *	21.619	25.597	22.584	25.781 *	271.7
6	1'38.710	22.782	26.391	23.218	26.319	273.9	16	1'35.401	21.579	25.540	22.545	25.737	271.7
7	1'37.794	22.119	26.546	23.007	26.122	273.9							
8	1'37.279	22.030	26.177	22.999	26.073	275.0							

Fastest Lap: Pedro ACOSTA Red Bull KTM Ajo SPA **1'34.024** 21.358 25.212 22.068 25.386

These data/results cannot be reproduced, stored and/or transmitted in whole or in part by any manner of electronic, mechanical, photocopying, recording, broadcasting or otherwise now known or herein after developed without the previous express consent by the copyright owner, except for reproduction in daily press and regular printed publications on sale to the public within 60 days of the event related to those data/results and always provided that copyright symbol appears together as follows below.
© DORNA, 2023



Practice Nr. 1

Moto2

Lap	Lap Time	T1	T2	T3	T4	Speed	Lap	Lap Time	T1	T2	T3	T4	Speed
17	1'35.675	21.607	25.497	22.597	25.974	272.8	8	1'36.482	21.749	25.894	22.703	26.136	273.9
18	1'38.576	21.635	26.933	23.388	26.620	269.6	9	1'36.713	21.978	25.817	22.797	26.121	275.0
25th 3 Lukas TULOVIC Liqui Moly Husqvarna GER Runs=2 Total laps=20 Full laps=16 Valid laps=15							10	1'46.607	24.457	29.679	26.215	26.256	272.8
1	1'49.234	22.286	28.176	24.956	27.094		11	1'40.546 P	21.910	26.153	22.862	29.621	275.0
2	1'39.115	22.576	26.834	23.273	26.432	270.7	12	10'17.055	24.909	26.599	25.380	30.570	
3	1'37.196	22.147	26.112	22.902	26.035	272.8	13	1'38.100	21.901	25.791	24.411	25.997	269.6
4	1'36.949	21.854	26.022	23.001	26.072	271.7	14	1'36.102	21.653	25.681	22.844	25.924	276.1
5	1'37.451	21.912	26.049	23.144	26.346	271.7	15	1'35.777	21.603	25.633	22.632	25.909	275.0
6	1'36.472	21.803	25.809	22.770	26.090	271.7	16	1'35.452 *	21.563	25.553	22.480	25.856 *	273.9
7	1'36.263	21.733	25.717	22.769	26.044	271.7	17	1'39.351	21.569	25.633	22.692	29.457	272.8
8	1'35.998	21.633	25.629	22.809	25.927	270.7	18	1'37.417	21.744	26.781	22.887	26.005	275.0
9	1'35.685	21.603	25.599	22.631	25.852	272.8	19	1'35.534	21.562	25.583	22.509	25.880	273.9
10	1'44.646 P	22.971	26.472	23.320	31.883	271.7	28th 9 Mattia CASADEI Fantic Racing ITA Runs=2 Total laps=20 Full laps=17 Valid laps=16						
11	8'17.830	24.115	27.318	23.141	26.280		1	1'49.504	24.435	28.709	25.174	27.724	
12	1'37.940	21.917	27.208	22.821	25.994	268.5	2	1'40.656	23.123	26.885	23.779	26.869	268.5
13	1'41.900	26.446	26.460	22.958	26.036	270.7	3	1'38.826	22.716	26.371	23.226	26.513	267.5
14	1'35.688	21.693	25.467	22.554	25.974	271.7	4	1'38.767	22.587	26.311	23.411	26.458	267.5
15	1'35.505	21.645	25.534	22.464	25.862	270.7	5	1'37.871	22.280	26.148	23.152	26.291	267.5
16	1'39.048	23.293	26.739	22.858	26.158	271.7	6	1'38.107	22.430	26.218	22.944	26.515	269.6
17	1'35.404	21.692	25.472	22.439	25.801	271.7	7	1'37.139	22.164	25.926	22.844	26.205	270.7
18	1'35.861 *	21.659	25.378	22.570	26.254 *	271.7	8	1'37.163	22.013	26.000	22.842	26.308	270.7
19	1'36.470	21.623	25.504	22.579	26.764	275.0	9	1'36.983	22.109	25.920	22.840	26.114	268.5
20	1'41.877 P	22.108	26.433	22.873	30.463	271.7	10	1'49.117 P	23.142	27.657	25.081	33.237	268.5
26th 44 Matteo FERRARI QJMOTOR Gresini M ITA Runs=2 Total laps=18 Full laps=15 Valid laps=14							11	9'14.260	23.198	27.068	23.532	26.562	
1	2'26.742	24.529	28.787	24.709	27.347		12	1'36.506	22.096	25.776	22.675	25.959	269.6
2	1'40.323	22.953	27.090	23.736	26.544	269.6	13	1'36.011	21.798	25.590	22.529	26.094	270.7
3	1'38.434	22.207	26.602	23.273	26.352	271.7	14	1'35.874	21.759	25.547	22.675	25.893	270.7
4	1'38.450	22.146	26.524	23.356	26.424	271.7	15	1'36.191	21.904	25.618	22.640	26.029	270.7
5	1'38.328	22.101	26.475	23.269	26.483	269.6	16	1'38.950	21.916	27.278	23.654	26.102	269.6
6	1'38.139	22.259	26.423	23.123	26.334	271.7	17	1'36.169 *	21.81 *	25.574	22.668	26.116 *	270.7
7	1'38.533	22.665	26.551	23.078	26.239	271.7	18	1'36.426	21.873	25.678	22.628	26.247	270.7
8	1'37.954	22.091	26.304	23.090	26.469	271.7	19	1'39.279	23.109	26.698	23.455	26.017	270.7
9	1'37.596	21.955	26.227	23.126	26.288	271.7	20	1'35.953	21.878	25.579	22.615	25.881	270.7
10	1'41.753 P	21.884	26.269	22.985	30.615	270.7	29th 5 Kohta NOZANE Correos Prepagó Yam JPN Runs=2 Total laps=20 Full laps=17 Valid laps=16						
11	12'37.690	24.616	28.715	23.569	26.602		1	2'02.337	24.933	31.652	26.572	29.132	
12	1'36.693	21.925	25.981	22.847	25.940	269.6	2	1'45.203	23.950	28.950	24.533	27.770	264.4
13	1'36.464	21.869	25.720	22.717	26.158	272.8	3	1'41.859	23.104	28.020	23.767	26.968	266.5
14	1'35.896	21.683	25.713	22.669	25.831	273.9	4	1'39.201	22.527	26.675	23.517	26.482	265.4
15	1'36.315 *	21.705	25.765	22.672	26.173 *	271.7	5	1'38.571	22.291	26.829	23.053	26.398	267.5
16	1'35.762	21.714	25.626	22.577	25.845	272.8	6	1'37.756	22.217	26.414	22.952	26.173	270.7
17	1'35.658	21.717	25.601	22.471	25.869	272.8	7	1'38.557	22.317	26.273	23.392	26.575	268.5
18	1'35.519	21.668	25.561	22.481	25.809	272.8	8	1'37.317	21.983	26.027	23.023	26.284	272.8
27th 11 Sergio GARCIA Pons Wegow Los40 SPA Runs=2 Total laps=19 Full laps=16 Valid laps=14							9	1'47.596 P	21.995	26.793	25.256	33.552	270.7
1	2'18.187	23.419	29.631	24.956	27.555		10	9'25.608	26.128	30.513	24.636	27.531	
2	1'38.617	22.500	26.520	23.241	26.356	272.8	11	1'39.256	22.750	26.890	23.217	26.399	265.4
3	1'37.651 *	22.157	26.202	23.047 *	26.245	276.1	12	1'36.926	22.085	26.097	22.799	25.945	266.5
4	1'37.336	21.947	26.085	23.141	26.163	273.9	13	1'36.254	21.861	25.782	22.735	25.876	266.5
5	1'37.051	22.160	25.965	22.871	26.055	273.9	14	1'37.775	21.873	26.296	23.138	26.468	267.5
6	1'36.391	21.783	25.890	22.727	25.991	275.0	15	1'35.917	21.768	25.641	22.716	25.792	272.8
7	1'36.573	21.781	25.765	22.720	26.307	275.0	16	1'36.508	21.890	25.820	22.691	26.107	270.7
							17	1'40.587 *	25.031	26.897	22.529	26.130 *	267.5
							18	1'35.901	21.775	25.694	22.624	25.808	267.5

Fastest Lap: Pedro ACOSTA Red Bull KTM Ajo SPA 1'34.024 21.358 25.212 22.068 25.386

These data/results cannot be reproduced, stored and/or transmitted in whole or in part by any manner of electronic, mechanical, photocopying, recording, broadcasting or otherwise now known or herein after developed without the previous express consent by the copyright owner, except for reproduction in daily press and regular printed publications on sale to the public within 60 days of the event related to those data/results and always provided that copyright symbol appears together as follows below.
© DORNA, 2023

Practice Nr. 1

Moto2

Lap	Lap Time	T1	T2	T3	T4	Speed	Lap	Lap Time	T1	T2	T3	T4	Speed
19	1'36.305	21.731	25.806	22.646	26.122	268.5							
20	1'36.294	21.792	25.814	22.695	25.993	268.5							

30th 52 **Jeremy ALCOBA** QJMOTOR Gresini M SPA
 Runs=2 Total laps=14 Full laps=11 Valid laps=11

1	2'41.211	22.881	28.840	37.519	28.080								
2	1'39.825	22.869	26.960	23.486	26.510	269.6							
3	1'37.803	22.258	26.250	23.094	26.201	269.6							
4	1'37.556	22.181	26.169	23.030	26.176	270.7							
5	1'37.123	22.200	26.045	22.780	26.098	268.5							
6	1'36.914	22.200	25.937	22.784	25.993	269.6							
7	1'37.095	22.007	26.228	22.774	26.086	270.7							
8	1'36.312	21.966	25.790	22.631	25.925	270.7							
9	1'36.138	21.821	25.736	22.570	26.011	271.7							
10	1'40.459	21.930	25.728	24.398	28.403	271.7							
11	1'36.377	21.940	25.809	22.678	25.950	273.9							
12	1'40.973 P	21.786	25.647	22.606	30.934	271.7							
13	10'46.976	24.180	27.907	23.449	26.254								
14	1'35.926	21.938	25.774	22.473	25.741	270.7							
	unfinished	21.914	25.458	22.643		272.8							

31st 4 **Sean Dylan KELLY** Forward Team USA
 Runs=2 Total laps=20 Full laps=17 Valid laps=16

1	1'49.772	23.724	28.747	25.279	27.504								
2	1'43.644	23.185	27.149	24.383	28.927	272.8							
3	1'39.253	22.565	26.612	23.533	26.543	271.7							
4	1'38.287	22.268	26.316	23.263	26.440	271.7							
5	1'37.944	22.130	26.228	23.169	26.417	270.7							
6	1'38.054	22.129	26.204	23.400	26.321	271.7							
7	1'37.745	22.146	26.189	23.090	26.320	271.7							
8	1'37.779	22.091	26.372	23.098	26.218	271.7							
9	1'41.980	21.996	28.518	24.125	27.341	272.8							
10	1'37.223	21.986	26.145	22.985	26.107	272.8							
11	1'41.818 P	22.121	26.076	23.352	30.269	271.7							
12	9'40.877	22.385	27.656	23.547	28.504								
13	1'38.605	22.110	25.986	23.347	27.162	270.7							
14	1'36.576	21.922	25.816	22.795	26.043	271.7							
15	1'42.196	22.906	26.495	23.225	29.570	270.7							
16	1'36.622	21.986	25.794	22.814	26.028	272.8							
17	1'36.961 *	22.034	25.939	22.794	26.194*	273.9							
18	1'36.608	21.935	25.927	22.750	25.996	271.7							
19	1'36.727	21.942	25.843	22.801	26.141	270.7							
20	1'43.533	21.951	30.674	24.035	26.873	270.7							

32nd 12 **Filip SALAC** QJMOTOR Gresini M CZE
 Runs=1 Total laps=4 Full laps=3 Valid laps=3

1	2'43.638	28.098	28.834	24.573	27.185								
2	1'38.285	22.535	26.705	22.903	26.142	267.5							
3	1'37.026	21.739	26.147	22.952	26.188	270.7							
4	1'37.268	21.901	26.034	22.783	26.550	275.0							

Fastest Lap: Pedro ACOSTA Red Bull KTM Ajo SPA **1'34.024** 21.358 25.212 22.068 25.386

These data/results cannot be reproduced, stored and/or transmitted in whole or in part by any manner of electronic, mechanical, photocopying, recording, broadcasting or otherwise now known or herein after developed without the previous express consent by the copyright owner, except for reproduction in daily press and regular printed publications on sale to the public within 60 days of the event related to those data/results and always provided that copyright symbol appears together as follows below.
 © DORNA, 2023

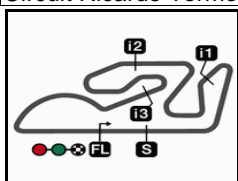
Official MotoGP Timing by TISSOT
 www.motogp.com

Cheste, Friday, November 24, 2023

Page 7 of 7

moto2





4005 m.

GRAN PREMIO MOTUL DE LA COMUNITAT VALENCIANA

Practice Nr. 1

Best Partial Times

Moto2™


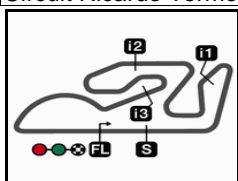
IT Ideal Lap Time, sum of the best partial times

BT Best Lap Time

T1		T2		T3		T4						
Pos	Rider	Time	Rider	Time	Rider	Time	Rider	Time	Pos	Rider	IT	BT
1	P.ACOSTA	21.334	F.ALDEGUER	24.998	C.VIETTI	22.067	A.CANET	25.304	1	F.ALDEGUER	1'33.934	1'34.185 (3)
2	A.OGURA	21.384	T.ARBOLINO	25.063	P.ACOSTA	22.068	P.ACOSTA	25.386	2	P.ACOSTA	1'34.000	1'34.024 (1)
3	I.GUEVARA	21.396	C.VIETTI	25.122	S.LOWES	22.069	J.DIXON	25.417	3	C.VIETTI	1'34.124	1'34.135 (2)
4	S.LOWES	21.400	S.LOWES	25.149	T.ARBOLINO	22.071	F.ALDEGUER	25.420	4	S.LOWES	1'34.133	1'34.378 (6)
5	F.ALDEGUER	21.436	D.FOGGIA	25.198	F.ALDEGUER	22.080	C.VIETTI	25.442	5	T.ARBOLINO	1'34.145	1'34.329 (5)
6	M.RAMIREZ	21.438	P.ACOSTA	25.212	A.OGURA	22.118	I.GUEVARA	25.447	6	A.CANET	1'34.180	1'34.200 (4)
7	A.ARENAS	21.441	B.BALTUS	25.224	J.DIXON	22.135	M.RAMIREZ	25.461	7	A.OGURA	1'34.344	1'34.424 (8)
8	B.BALTUS	21.463	A.CANET	25.228	D.FOGGIA	22.152	A.OGURA	25.474	8	M.RAMIREZ	1'34.399	1'34.399 (7)
9	A.CANET	21.466	H.GARZO	25.250	M.RAMIREZ	22.169	A.ARENAS	25.476	9	D.FOGGIA	1'34.410	1'34.540 (10)
10	C.VIETTI	21.493	A.ARENAS	25.278	A.CANET	22.182	T.ARBOLINO	25.480	10	A.ARENAS	1'34.443	1'34.637 (11)
11	S.CHANTRA	21.519	J.DIXON	25.305	B.BENDSNEYDE	22.235	S.LOWES	25.515	11	J.DIXON	1'34.461	1'34.496 (9)
12	D.FOGGIA	21.525	M.RAMIREZ	25.331	S.CHANTRA	22.241	S.CHANTRA	25.519	12	I.GUEVARA	1'34.547	1'34.692 (12)
13	D.BINDER	21.529	J.ROBERTS	25.360	A.ARENAS	22.248	D.FOGGIA	25.535	13	B.BALTUS	1'34.644	1'34.842 (14)
14	T.ARBOLINO	21.531	A.OGURA	25.368	B.BALTUS	22.269	M.GONZALEZ	25.592	14	S.CHANTRA	1'34.696	1'34.810 (13)
15	A.LOPEZ	21.554	I.GUEVARA	25.370	A.LOPEZ	22.276	A.LOPEZ	25.619	15	H.GARZO	1'34.899	1'34.899 (15)
16	A.ESCRIG	21.560	Z.VD GOORBER	25.374	M.GONZALEZ	22.317	H.GARZO	25.641	16	A.LOPEZ	1'34.907	1'34.938 (16)
17	S.GARCIA	21.562	L.TULOVIC	25.378	H.GARZO	22.323	A.ESCRIG	25.642	17	M.GONZALEZ	1'34.998	1'35.182 (18)
18	R.SKINNER	21.575	M.GONZALEZ	25.400	I.GUEVARA	22.334	R.SKINNER	25.662	18	B.BENDSNEY	1'35.039	1'35.161 (17)
19	T.HADA	21.579	S.CHANTRA	25.417	A.ESCRIG	22.371	J.ROBERTS	25.683	19	A.ESCRIG	1'35.163	1'35.183 (19)
20	L.TULOVIC	21.603	B.BENDSNEYDE	25.420	Z.VD GOORBER	22.382	B.BALTUS	25.688	20	Z.VD GOORBE	1'35.167	1'35.287 (20)
21	J.DIXON	21.604	A.LOPEZ	25.458	D.BINDER	22.393	B.BENDSNEYDE	25.692	21	R.SKINNER	1'35.219	1'35.388 (23)
22	M.FERRARI	21.668	J.ALCOBA	25.458	J.ROBERTS	22.401	D.BINDER	25.720	22	L.TULOVIC	1'35.221	1'35.404 (25)
23	H.GARZO	21.685	T.HADA	25.497	L.TULOVIC	22.439	Z.VD GOORBER	25.725	23	J.ROBERTS	1'35.293	1'35.293 (21)
24	Z.VD GOORBER	21.686	R.SKINNER	25.498	M.FERRARI	22.471	T.HADA	25.737	24	D.BINDER	1'35.303	1'35.372 (22)

These data/results cannot be reproduced, stored and/or transmitted in whole or in part by any manner of electronic, mechanical, photocopying, recording, broadcasting or otherwise now known or herein after developed without the previous express consent by the copyright owner, except for reproduction in daily press and regular printed publications on sale to the public within 60 days of the event related to those data/results and always provided that copyright symbol appears together as follows below.
© DORNA, 2023

Circuit Ricardo Tormo

Results and timing service provided by  TISSOT

4005 m.

GRAN PREMIO MOTUL DE LA COMUNITAT VALENCIANA

Practice Nr. 1

Best Partial Times

Moto2™

IT Ideal Lap Time, sum of the best partial times

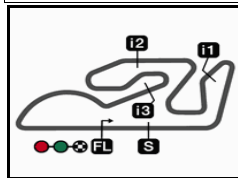
BT Best Lap Time

T1			T2			T3			T4				
<i>Pos</i>	<i>Rider</i>	<i>Time</i>	<i>Rider</i>	<i>Time</i>	<i>Rider</i>	<i>Time</i>	<i>Rider</i>	<i>Time</i>	<i>Pos</i>	<i>Rider</i>	<i>IT</i>	<i>BT</i>	
25	M.GONZALEZ	21.689	M.CASADEI	25.547	J.ALCOBA	22.473	J.ALCOBA	25.741	25	T.HADA	1'35.358	1'35.401	(24)
26	B.BENDSNEYDE	21.692	S.GARCIA	25.553	S.GARCIA	22.480	K.NOZANE	25.792	26	J.ALCOBA	1'35.458	1'35.926	(30)
27	K.NOZANE	21.731	M.FERRARI	25.561	R.SKINNER	22.484	L.TULOVIC	25.801	27	S.GARCIA	1'35.475	1'35.534	(27)
28	F.SALAC	21.739	A.ESCRIG	25.590	K.NOZANE	22.529	M.FERRARI	25.809	28	M.FERRARI	1'35.509	1'35.519	(26)
29	M.CASADEI	21.759	K.NOZANE	25.641	M.CASADEI	22.529	S.GARCIA	25.880	29	K.NOZANE	1'35.693	1'35.901	(29)
30	J.ALCOBA	21.786	D.BINDER	25.661	T.HADA	22.545	M.CASADEI	25.881	30	M.CASADEI	1'35.716	1'35.874	(28)
31	J.ROBERTS	21.849	S.KELLY	25.794	S.KELLY	22.750	S.KELLY	25.996	31	S.KELLY	1'36.462	1'36.576	(31)
32	S.KELLY	21.922	F.SALAC	26.034	F.SALAC	22.783	F.SALAC	26.142	32	F.SALAC	1'36.698	1'37.026	(32)

These data/results cannot be reproduced, stored and/or transmitted in whole or in part by any manner of electronic, mechanical, photocopying, recording, broadcasting or otherwise now known or herein after developed without the previous express consent by the copyright owner, except for reproduction in daily press and regular printed publications on sale to the public within 60 days of the event related to those data/results and always provided that copyright symbol appears together as follows below.
© DORNA, 2023

Official MotoGP Timing by TISSOT
www.motogp.com






4005 m.

GRAN PREMIO MOTUL DE LA COMUNITAT VALENCIANA

Practice Nr. 1

Fastest Laps Sequence

<i>Practice Time</i>	 <i>Rider</i>	<i>Nation</i>	<i>Motorcycle</i>	<i>Time</i>	<i>Km/h</i>	<i>Rider's Lap</i>
3'23.780	13 Celestino VIETTI	ITA	KALEX	1'38.541	146.3	2
3'53.806	7 Barry BALTUS	BEL	KALEX	1'38.040	147.0	2
5'01.279	13 Celestino VIETTI	ITA	KALEX	1'37.499	147.8	3
5'02.630	21 Alonso LOPEZ	SPA	BOSCOSCURO	1'37.011	148.6	3
5'30.367	7 Barry BALTUS	BEL	KALEX	1'36.561	149.3	3
7'06.624	7 Barry BALTUS	BEL	KALEX	1'36.257	149.7	4
7'11.044	54 Fermín ALDEGUER	SPA	BOSCOSCURO	1'35.750	150.5	4
11'58.659	54 Fermín ALDEGUER	SPA	BOSCOSCURO	1'35.713	150.6	7
12'13.545	37 Pedro ACOSTA	SPA	KALEX	1'35.479	151.0	7
12'13.721	96 Jake DIXON	GBR	KALEX	1'35.171	151.4	7
15'08.935	54 Fermín ALDEGUER	SPA	BOSCOSCURO	1'34.992	151.7	9
16'43.629	54 Fermín ALDEGUER	SPA	BOSCOSCURO	1'34.694	152.2	10
30'22.610	37 Pedro ACOSTA	SPA	KALEX	1'34.597	152.4	14
31'56.975	37 Pedro ACOSTA	SPA	KALEX	1'34.365	152.7	15
34'12.056	40 Aron CANET	SPA	KALEX	1'34.200	153.0	15
37'41.947	54 Fermín ALDEGUER	SPA	BOSCOSCURO	1'34.185	153.0	19
37'47.665	13 Celestino VIETTI	ITA	KALEX	1'34.135	153.1	20
38'27.207	37 Pedro ACOSTA	SPA	KALEX	1'34.024	153.3	19

These data/results cannot be reproduced, stored and/or transmitted in whole or in part by any manner of electronic, mechanical, photocopying, recording, broadcasting or otherwise now known or herein after developed without the previous express consent by the copyright owner, except for reproduction in daily press and regular printed publications on sale to the public within 60 days of the event related to those data/results and always provided that copyright symbol appears together as follows below.

© DORNA, 2023

Official MotoGP Timing by TISSOT
www.motogp.com

Cheste, Friday, November 24, 2023

