


4592 m.

GRANDE PRÉMIO TISSOT DE PORTUGAL

Practice Nr. 2

Classification

6

	Rider	Nation	Team	Motorcycle	Time	Lap Total	Gap	Top Speed
1	37 Pedro ACOSTA	SPA	Red Bull KTM Ajo	KALEX	1'42.391	15 19		289.5
2	96 Jake DIXON	GBR	Inde GASGAS Aspar M2	KALEX	1'42.489	10 17	0.098 0.098	284.2
3	12 Filip SALAC	CZE	QJMOTOR Gresini Moto2	KALEX	1'42.730	12 13	0.339 0.241	281.2
4	14 Tony ARBOLINO	ITA	Elf Marc VDS Racing Team	KALEX	1'42.760	11 14	0.369 0.030	284.9
5	22 Sam LOWES	GBR	Elf Marc VDS Racing Team	KALEX	1'42.762	7 19	0.371 0.002	279.7
6	13 Celestino VIETTI	ITA	Fantic Racing	KALEX	1'42.820	19 19	0.429 0.058	281.9
7	18 Manuel GONZALEZ	SPA	Correos Prepago Yamaha VR46 M	KALEX	1'42.825	5 14	0.434 0.005	285.7
8	21 Alonso LOPEZ	SPA	CAG SpeedUp	BOSCOSCURO	1'42.920	11 16	0.529 0.095	280.5
9	40 Aron CANET	SPA	Pons Wegow Los40	KALEX	1'42.926	7 12	0.535 0.006	279.7
10	54 Fermin ALDEGUER	SPA	CAG SpeedUp	BOSCOSCURO	1'43.039	15 16	0.648 0.113	277.6
11	64 Bo BENDSNEYDER	NED	Pertamina Mandalika SAG Team	KALEX	1'43.093	11 19	0.702 0.054	281.2
12	16 Joe ROBERTS	USA	Italtrans Racing Team	KALEX	1'43.193	13 16	0.802 0.100	280.5
13	7 Barry BALTUS	BEL	Fieten Olie Racing GP	KALEX	1'43.293	5 18	0.902 0.100	283.4
14	35 Somkiat CHANTRA	THA	IDEMITSU Honda Team Asia	KALEX	1'43.404	3 14	1.013 0.111	279.7
15	52 Jeremy ALCOBA	SPA	QJMOTOR Gresini Moto2	KALEX	1'43.446	14 19	1.055 0.042	280.5
16	15 Darryn BINDER	RSA	Liqui Moly Husqvarna Intact GP	KALEX	1'43.466	5 19	1.075 0.020	286.4
17	75 Albert ARENAS	SPA	Red Bull KTM Ajo	KALEX	1'43.496	14 17	1.105 0.030	286.4
18	4 Sean Dylan KELLY	USA	American Racing	KALEX	1'43.528	13 20	1.137 0.032	279.7
19	72 Borja GOMEZ	SPA	Fantic Racing	KALEX	1'43.702	14 18	1.311 0.174	286.4
20	71 Dennis FOGGIA	ITA	Italtrans Racing Team	KALEX	1'43.902	15 16	1.511 0.200	284.2
21	24 Marcos RAMIREZ	SPA	Forward Team	FORWARD	1'43.993	9 14	1.602 0.091	282.7
22	11 Sergio GARCIA	SPA	Pons Wegow Los40	KALEX	1'44.243	12 15	1.852 0.250	281.2
23	84 Zonta VD GOORBERGH	NED	Fieten Olie Racing GP	KALEX	1'44.267	14 15	1.876 0.024	283.4
24	19 Lorenzo DALLA PORTA	ITA	Pertamina Mandalika SAG Team	KALEX	1'44.272	14 16	1.881 0.005	282.7
25	33 Rory SKINNER	GBR	American Racing	KALEX	1'44.329	5 17	1.938 0.057	277.6
26	3 Lukas TULOVIC	GER	Liqui Moly Husqvarna Intact GP	KALEX	1'44.467	5 16	2.076 0.138	284.2
27	5 Kohta NOZANE	JPN	Correos Prepago Yamaha VR46 M	KALEX	1'45.008	15 17	2.617 0.541	275.5
28	81 Jordi TORRES	SPA	Inde GASGAS Aspar M2	KALEX	1'45.476	17 17	3.085 0.468	276.9
29	98 David SANCHIS	SPA	Forward Team	FORWARD	1'46.089	9 13	3.698 0.613	274.8

Practice condition: Dry

Air: 23°

Humidity: 56%

Ground: 35°

Fastest Lap:	Lap: 15	Pedro ACOSTA	1'42.391	161.4 Km/h
Best Race Lap:	2020	Remy GARDNER	1'42.504	161.2 Km/h
All Time Lap Record:	2021	Raul FERNANDEZ	1'42.101	161.9 Km/h

The results are provisional until the end of the limit for protest and appeals.

Time limit for protest expires 30' after publication of the results - Time:

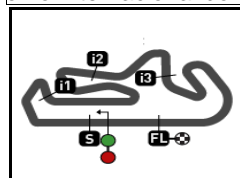
These data/results cannot be reproduced, stored and/or transmitted in whole or in part by any manner of electronic, mechanical, photocopying, recording, broadcasting or otherwise now known or herein after developed without the previous express consent by the copyright owner, except for reproduction in daily press and regular printed publications on sale to the public within 60 days of the event related to those data/results and always provided that copyright symbol appears together as follows below.

© DORNA, 2023

Official MotoGP Timing by TISSOT
www.motogp.com

Portimao, Friday, March 24, 2023





4592 m.

GRANDE PRÉMIO TISSOT DE PORTUGAL

Practice Nr. 2

Combined Free Practice Times

Moto2™

7

		Rider	Nation	Team	MOTORCYCLE	P1	P2	Gap
1	37	P.ACOSTA	SPA	Red Bull KTM Ajo	KALEX	1'43.051	8 1'42.391	15
2	96	J.DIXON	GBR	Inde GASGAS Aspar M2	KALEX	1'43.046	4 1'42.489	10 0.098 0.098
3	12	F.SALAC	CZE	QJMOTOR Gresini Moto2	KALEX	1'43.644	4 1'42.730	12 0.339 0.241
4	14	T.ARBOLINO	ITA	Elf Marc VDS Racing Team	KALEX	1'43.233	6 1'42.760	11 0.369 0.030
5	22	S.LOWES	GBR	Elf Marc VDS Racing Team	KALEX	1'43.329	10 1'42.762	7 0.371 0.002
6	13	C.VIETTI	ITA	Fantic Racing	KALEX	1'43.360	8 1'42.820	19 0.429 0.058
7	18	M.GONZALEZ	SPA	Correos Prepago Yamaha VR46 MasterCamp	KALEX	1'43.225	5 1'42.825	5 0.434 0.005
8	21	A.LOPEZ	SPA	CAG SpeedUp	BOSCOscURO	1'43.629	10 1'42.920	11 0.529 0.095
9	40	A.CANET	SPA	Pons Wegow Los40	KALEX	1'43.397	10 1'42.926	7 0.535 0.006
10	54	F.ALDEGUER	SPA	CAG SpeedUp	BOSCOscURO	1'43.275	7 1'43.039	15 0.648 0.113
11	64	B.BENDSNEYDEF	NED	Pertamina Mandalika SAG Team	KALEX	1'43.771	6 1'43.093	11 0.702 0.054
12	16	J.ROBERTS	USA	Italtrans Racing Team	KALEX	1'44.906	9 1'43.193	13 0.802 0.100
13	7	B.BALTUS	BEL	Fieten Olie Racing GP	KALEX	1'43.970	4 1'43.293	5 0.902 0.100
14	35	S.CHANTRA	THA	IDEMITSU Honda Team Asia	KALEX	1'43.726	9 1'43.404	3 1.013 0.111
15	52	J.ALCOBA	SPA	QJMOTOR Gresini Moto2	KALEX	1'43.719	6 1'43.446	14 1.055 0.042
16	15	D.BINDER	RSA	Liqui Moly Husqvarna Intact GP	KALEX	1'44.619	5 1'43.466	5 1.075 0.020
17	75	A.ARENAS	SPA	Red Bull KTM Ajo	KALEX	1'44.381	4 1'43.496	14 1.105 0.030
18	4	S.KELLY	USA	American Racing	KALEX	1'44.885	9 1'43.528	13 1.137 0.032
19	72	B.GOMEZ	SPA	Fantic Racing	KALEX	1'44.350	6 1'43.702	14 1.311 0.174
20	71	D.FOGGIA	ITA	Italtrans Racing Team	KALEX	1'45.556	9 1'43.902	15 1.511 0.200
21	24	M.RAMIREZ	SPA	Forward Team	FORWARD	1'44.766	6 1'43.993	9 1.602 0.091
22	11	S.GARCIA	SPA	Pons Wegow Los40	KALEX	1'44.211	5 1'44.243	12 1.820 0.218
23	84	Z.VD GOORBERG	NED	Fieten Olie Racing GP	KALEX	1'44.538	6 1'44.267	14 1.876 0.056
24	19	L.DALLA PORTA	ITA	Pertamina Mandalika SAG Team	KALEX	1'45.108	6 1'44.272	14 1.881 0.005
25	33	R.SKINNER	GBR	American Racing	KALEX	1'44.643	6 1'44.329	5 1.938 0.057
26	3	L.TULOVIC	GER	Liqui Moly Husqvarna Intact GP	KALEX	1'45.331	6 1'44.467	5 2.076 0.138
27	5	K.NOZANE	JPN	Correos Prepago Yamaha VR46 MasterCamp	KALEX	1'45.425	9 1'45.008	15 2.617 0.541
28	81	J.TORRES	SPA	Inde GASGAS Aspar M2	KALEX	1'47.847	7 1'45.476	17 3.085 0.468
29	98	D.SANCHIS	SPA	Forward Team	FORWARD		1'46.089	9 3.698 0.613

Pole Position Record:	2021	Raul FERNANDEZ	1'42.101	161.9 Km/h
Best Race Lap:	2020	Remy GARDNER	1'42.504	161.2 Km/h
All Time Lap Record:	2021	Raul FERNANDEZ	1'42.101	161.9 Km/h

The results are provisional until the end of the limit for protest and appeals.

Time limit for protest expires 60' after publication of the results - Time:

These data/results cannot be reproduced, stored and/or transmitted in whole or in part by any manner of electronic, mechanical, photocopying, recording, broadcasting or otherwise now known or herein after developed without the previous express consent by the copyright owner, except for reproduction in daily press and regular printed publications on sale to the public within 60 days of the event related to those data/results and always provided that copyright symbol appears together as follows below.

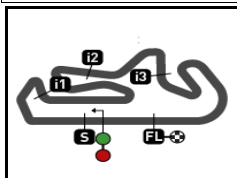
© DORNA, 2023

Official MotoGP Timing by TISSOT

www.motogp.com

Portimao, Friday, March 24, 2023






4592 m.

GRANDE PRÉMIO TISSOT DE PORTUGAL

Practice Nr. 2

Top Speed & Average

8

	Rider	Nation	Motorcycle	Top 5 speeds					Average	Top
37	Pedro ACOSTA	SPA	KALEX	289.5	288.7	288.0	287.2	286.4	288.0	289.5
15	Darryn BINDER	RSA	KALEX	286.4	285.7	285.7	284.9	284.9	285.4	286.4
72	Borja GOMEZ	SPA	KALEX	286.4	285.7	284.9	284.2	282.7	284.0	286.4
75	Albert ARENAS	SPA	KALEX	286.4	284.9	284.2	282.7	281.2	283.9	286.4
18	Manuel GONZALEZ	SPA	KALEX	285.7	281.9	281.9	280.5	280.5	282.1	285.7
14	Tony ARBOLINO	ITA	KALEX	284.9	284.9	283.4	282.7	281.9	282.9	284.9
3	Lukas TULOVIC	GER	KALEX	284.2	284.2	282.7	282.7	281.9	283.1	284.2
71	Dennis FOGGIA	ITA	KALEX	284.2	283.4	281.9	281.9	281.2	282.3	284.2
96	Jake DIXON	GBR	KALEX	284.2	278.3	278.3	277.6	277.6	279.2	284.2
7	Barry BALTUS	BEL	KALEX	283.4	281.2	280.5	279.7	279.7	280.7	283.4
84	Zonta VD GOORBERGH	NED	KALEX	283.4	282.7	282.7	281.9	281.9	282.4	283.4
19	Lorenzo DALLA PORTA	ITA	KALEX	282.7	281.2	280.5	280.5	279.7	280.7	282.7
24	Marcos RAMIREZ	SPA	FORWARD	282.7	281.9	281.2	279.7	278.3	280.8	282.7
13	Celestino VIETTI	ITA	KALEX	281.9	281.9	281.2	279.7	279.7	280.5	281.9
11	Sergio GARCIA	SPA	KALEX	281.2	280.5	279.7	279.0	279.0	279.7	281.2
12	Filip SALAC	CZE	KALEX	281.2	281.2	281.2	281.2	280.5	281.1	281.2
64	Bo BENDSNEYDER	NED	KALEX	281.2	279.7	279.0	278.3	278.3	279.1	281.2
16	Joe ROBERTS	USA	KALEX	280.5	280.5	279.7	279.7	279.7	279.9	280.5
21	Alonso LOPEZ	SPA	BOSCOSCURO	280.5	278.3	277.6	277.6	276.9	277.8	280.5
52	Jeremy ALCOBA	SPA	KALEX	280.5	279.7	279.7	279.0	279.0	279.4	280.5
4	Sean Dylan KELLY	USA	KALEX	279.7	277.6	276.9	276.2	276.2	277.0	279.7
22	Sam LOWES	GBR	KALEX	279.7	279.0	279.0	278.3	278.3	278.7	279.7
35	Somkiat CHANTRA	THA	KALEX	279.7	277.6	276.9	276.9	276.9	277.6	279.7
40	Aron CANET	SPA	KALEX	279.7	279.0	279.0	278.3	278.3	278.9	279.7
33	Rory SKINNER	GBR	KALEX	277.6	277.6	277.6	276.9	276.2	277.2	277.6
54	Fermín ALDEGUER	SPA	BOSCOSCURO	277.6	276.9	276.9	276.9	276.9	277.0	277.6
81	Jordi TORRES	SPA	KALEX	276.9	276.2	276.2	275.5	275.5	276.0	276.9
5	Kohta NOZANE	JPN	KALEX	275.5	274.1	272.7	272.0	271.3	272.6	275.5
98	David SANCHIS	SPA	FORWARD	274.8	272.7	272.0	271.3	271.3	272.4	274.8

These data/results cannot be reproduced, stored and/or transmitted in whole or in part by any manner of electronic, mechanical, photocopying, recording, broadcasting or otherwise now known or herein after developed without the previous express consent by the copyright owner, except for reproduction in daily press and regular printed publications on sale to the public within 60 days of the event related to those data/results and always provided that copyright symbol appears together as follows below.

© DORNA, 2023

Official MotoGP Timing by TISSOT
www.motogp.com



Portimao, Friday, March 24, 2023



GRANDE PRÉMIO TISSOT DE PORTUGAL

Practice Nr. 2

Chronological Analysis of Performances

9

* Lap / Sector time cancelled T1 Time from finish line to 1st intermediate T3 Time from 2nd intermed. to 3rd intermed.
 P Crossing the finish line in pit lane T2 Time from 1st intermed. to 2nd intermed. T4 Time from 3rd intermediate to finish line

Lap	Lap Time	T1	T2	T3	T4	Speed	Lap	Lap Time	T1	T2	T3	T4	Speed	
1st 37 Pedro ACOSTA Red Bull KTM Ajo SPA														
Runs=2		Total laps=19		Full laps=16		Valid laps=16								
1	2'51.220	13.574	34.011	15.837	33.312		3	1'42.915	21.759	32.633	15.607	32.916	279.7	
2	1'43.574	21.863	32.928	15.650	33.133	282.7	4	1'43.246	21.781	32.788	15.654	33.023	281.2	
3	1'42.866	21.661	32.686	15.538	32.981	284.9	5	1'43.325	21.735	32.605	15.802	33.183	280.5	
4	1'42.889	21.578	32.767	15.544	33.000	284.2	6	1'43.252	21.787	32.800	15.710	32.955	281.2	
5	1'42.681	21.604	32.626	15.584	32.867	284.2	7	2'02.825 P	21.976	33.172	17.096	50.581	281.2	
6	1'45.876	21.627	34.419	16.000	33.830	284.9	8	12'18.236	14.280	33.885	15.911	33.593		
7	1'43.407	21.731	32.780	15.711	33.185	284.2	9	2'02.362 P	21.997	33.273	18.214	48.878	278.3	
8	1'43.288	21.712	32.906	15.528	33.142	284.9	10	7'20.366	15.063	41.927	16.231	33.663		
9	1'43.253	21.773	32.685	15.580	33.215	284.2	11	1'43.819	21.902	32.790	15.777	33.350	277.6	
10	1'43.021	21.676	32.803	15.525	33.017	283.4	12	1'42.730	21.699	32.526	15.517	32.988	281.2	
11	1'43.010	21.722	32.574	15.580	33.134	283.4	13	1'44.495 *	21.664	32.807*	16.298	33.726	279.7	
12	2'08.157 P	23.599	35.186	16.793	52.579	281.9								
13	8'55.845	13.440	33.347	15.573	32.969									
14	1'49.833	24.279	32.779	16.220	36.555	285.7								
15	1'42.391	21.577	32.568	15.500	32.746	287.2								
16	1'42.969	21.634	32.711	15.655	32.969	288.7								
17	1'42.977	21.786	32.672	15.551	32.968	286.4								
18	1'42.655	21.597	32.599	15.485	32.974	289.5								
19	1'42.705	21.533	32.617	15.524	33.031	288.0								
4th 14 Tony ARBOLINO Elf Marc VDS Racing ITA														
Runs=2		Total laps=14		Full laps=11		Valid laps=10								
1	2'57.690	13.476	37.678	16.200	33.719									
2	1'53.565	21.998	33.164	16.216	42.187	279.0								
3	1'43.520	21.820	33.068	15.637	32.995	281.9								
4	1'43.014	21.718	32.730	15.635	32.931	281.9								
5	2'48.372 P	21.725	1'17.440	17.137	52.070	279.7								
6	14'55.171	13.863	35.061	18.841	35.764									
7	1'43.599	21.914	33.035	15.698	32.952	276.2								
8	1'42.971	21.671	32.779	15.606	32.915	281.2								
9	1'48.115	21.936	33.704	17.371	35.104	281.9								
10	1'43.776	21.710	32.887	15.598	33.581	281.9								
11	1'42.760	21.577	32.758	15.657	32.768	284.9								
12	1'42.933	21.667	32.749	15.653	32.864	282.7								
13	1'43.257	21.705	32.878	15.597	33.077	283.4								
14	1'59.969 *	24.926	42.891*	18.396	33.756	284.9								
5th 22 Sam LOWES Elf Marc VDS Racing GBR														
Runs=2		Total laps=19		Full laps=16		Valid laps=14								
1	2'41.005	14.539	35.086	16.116	33.857									
2	1'44.436	22.128	33.258	15.726	33.324	276.2								
3	1'43.499	22.017	32.905	15.572	33.005	276.9								
4	1'43.242	21.832	32.861	15.522	33.027	277.6								
5	1'44.134	21.793	33.028	15.876	33.437	279.0								
6	1'43.151	21.891	32.923	15.493	32.844	277.6								
7	1'42.762	21.811	32.695	15.453	32.803	278.3								
8	2'03.576 P	22.421	33.489	15.835	51.831	279.7								
9	8'30.121	14.601	34.879	15.827	34.758									
10	1'44.946	22.058	34.074	15.721	33.093	274.8								
11	1'43.357	21.851	32.920	15.599	32.987	278.3								
12	1'43.286	21.900	32.910	15.500	32.976	277.6								
13	1'43.029 *	21.870	32.749	15.438	32.972*	277.6								
14	1'44.922	22.827	32.946	15.713	33.436	279.0								
15	1'43.261 *	21.855	32.891	15.532	32.983*	278.3								
3rd 12 Filip SALAC QJMOTOR Gresini M CZE														
Runs=3		Total laps=13		Full laps=8		Valid laps=7								
1	2'28.941	13.905	34.878	16.117	34.112									
2	1'43.587	21.992	32.870	15.647	33.078	275.5								

Fastest Lap: Pedro ACOSTA Red Bull KTM Ajo SPA 1'42.391 21.577 32.568 15.500 32.746

These data/results cannot be reproduced, stored and/or transmitted in whole or in part by any manner of electronic, mechanical, photocopying, recording, broadcasting or otherwise now known or herein after developed without the previous express consent by the copyright owner, except for reproduction in daily press and regular printed publications on sale to the public within 60 days of the event related to those data/results and always provided that copyright symbol appears together as follows below.
 © DORNA, 2023



Practice Nr. 2

Moto2

Lap	Lap Time	T1	T2	T3	T4	Speed	Lap	Lap Time	T1	T2	T3	T4	Speed
16	1'43.312	21.789	32.936	15.500	33.087	278.3	11	1'42.920	21.708	32.766	15.547	32.899	276.9
17	1'43.209	21.788	32.866	15.538	33.017	277.6	12	1'43.450	21.836	32.773	15.723	33.118	276.9
18	1'46.402	21.900	35.227	16.028	33.247	276.9	13	1'43.054	21.717	32.716	15.608	33.013	277.6
19	1'43.176	21.829	32.769	15.544	33.034	276.9	14	2'03.725 P	22.505	34.329	16.816	50.075	278.3
6th 13 Celestino VIETTI Fantic Racing ITA Runs=2 Total laps=19 Full laps=16 Valid laps=16							15 4'50.964 13.087 33.335 15.962 33.032						
1	2'24.153	15.807	34.882	16.422	33.834		16	1'43.847	21.702	32.563	15.546	34.036	277.6
2	1'44.775	22.281	33.363	15.913	33.218	276.2	unfinished 21.486 280.5						
3	1'43.916	21.936	33.076	15.761	33.143	279.7	9th 40 Aron CANET Pons Wegow Los40 SPA Runs=3 Total laps=12 Full laps=6 Valid laps=6						
4	1'43.491	21.936	32.873	15.716	32.966	279.7	1	2'54.704	13.166	33.620	15.818	33.034	
5	1'44.753	21.880	34.196	15.724	32.953	281.2	2	1'44.037	22.028	33.239	15.746	33.024	279.7
6	1'43.525	21.859	32.893	15.730	33.043	281.9	3	1'43.375	21.798	32.895	15.772	32.910	279.0
7	1'43.647	21.990	32.873	15.708	33.076	276.9	4	1'43.106	21.775	32.820	15.606	32.905	277.6
8	1'43.600	21.912	32.814	15.743	33.131	276.9	5	2'05.136 P	21.769	34.740	16.277	52.350	278.3
9	1'43.467	21.987	32.806	15.738	32.936	275.5	6	5'51.104	13.306	34.685	15.926	33.677	
10	2'09.263 P	27.241	35.616	16.603	49.803	275.5	7	1'42.926	21.741	32.729	15.585	32.871	278.3
11	9'22.476	14.948	38.304	16.061	33.337		8	1'42.977	21.675	32.871	15.578	32.853	277.6
12	1'43.648	21.906	33.077	15.667	32.998	279.7	9	1'42.987	21.758	32.675	15.534	33.020	275.5
13	1'44.088	21.830	32.681	16.208	33.369	279.0	10	2'06.420 P	22.341	34.783	16.781	52.515	275.5
14	1'43.091	21.759	32.810	15.684	32.838	279.0	11	8'08.181	12.792	33.191	15.549	32.929	
15	1'43.032	21.717	32.799	15.665	32.851	279.7	12	2'48.514 P	21.722	32.715	19.137	1'34.940	279.0
16	1'43.090	21.769	32.746	15.669	32.906	278.3	10th 54 Fermín ALDEGUER CAG SpeedUp SPA Runs=3 Total laps=16 Full laps=11 Valid laps=10						
17	1'43.074	21.784	32.754	15.625	32.911	278.3	1	2'08.467	13.905	35.035	16.263	33.648	
18	1'42.895	21.905	32.768	15.583	32.639	277.6	2	1'44.667	22.143	33.327	15.961	33.236	273.4
19	1'42.820	21.687	32.749	15.557	32.827	281.9	3	1'43.925	21.983	33.272	15.706	32.964	275.5
7th 18 Manuel GONZALEZ Correos Prepago Yam SPA Runs=3 Total laps=14 Full laps=9 Valid laps=6							4	1'43.824	21.902	33.108	15.779	33.035	276.2
1	2'25.474	13.195	34.007	15.887	33.305		5	1'44.373	21.950	32.873	15.564	33.986	274.8
2	1'44.055	21.934	33.298	15.724	33.099	279.7	6	2'05.484 P	24.730	35.201	16.184	49.369	262.7
3	1'46.770 *	23.566	33.443	15.921	33.840*	285.7	7	9'46.045	13.494	34.080	15.865	33.159	
4	1'43.790	21.837	32.927	15.655	33.371	280.5	8	1'43.505	21.841	32.880	15.820	32.964	274.8
5	1'42.825	21.700	32.747	15.602	32.776	279.7	9	1'43.053	21.761	32.772	15.541	32.979	276.9
6	2'00.644 P	22.231	33.615	16.928	47.870	281.9	10	1'43.346 *	21.723	32.731	15.708	33.184*	276.9
7	10'49.166	13.614	33.946	15.808	33.174		11	2'01.060 P	21.812	33.279	16.662	49.307	276.9
8	1'43.361	21.877	32.703	15.567	33.214	276.2	12	5'27.567 *	14.451	34.471	16.297	33.436*	
9	1'42.881 *	21.694	32.775	15.576	32.836*	278.3	13	1'44.832	21.960	33.251	16.496	33.125	277.6
10	1'57.205	21.862	34.906	16.182	44.255	278.3	14	1'43.469	21.781	32.929	15.615	33.144	276.9
11	1'59.903 P	21.743	32.756	15.567	49.837	280.5	15	1'43.039	21.770	32.896	15.533	32.840	276.2
12	6'55.013	13.086	33.389	15.767	33.526		16	1'43.293	21.730	32.885	15.541	33.137	276.9
13	1'50.125	21.634	32.861	15.683	39.947	277.6	11th 64 Bo BENDSNEYDER Pertamina Mandalika NED Runs=2 Total laps=19 Full laps=16 Valid laps=15						
14	1'44.057 *	21.728	32.905*	15.631	33.793*	281.9	1	2'14.485	13.198	34.232	15.962	33.333	
8th 21 Alonso LOPEZ CAG SpeedUp SPA Runs=3 Total laps=16 Full laps=11 Valid laps=10							2	1'44.359	22.099	33.251	15.797	33.212	276.9
1	1'58.716	13.395	34.299	15.992	33.481		3	1'44.056	21.926	33.064	15.693	33.373	278.3
2	1'43.908	21.933	33.200	15.749	33.026	272.7	4	1'44.935	21.866	34.042	15.785	33.242	277.6
3	1'43.770	21.891	33.087	15.682	33.110	275.5	5	1'43.697	21.916	33.003	15.747	33.031	276.2
4	1'43.735	21.930	32.871	15.711	33.223	276.9	6	1'43.495	21.877	32.929	15.655	33.034	275.5
5	1'43.042	21.756	32.679	15.600	33.007	275.5	7	1'43.992	21.834	33.135	15.636	33.387	275.5
6	1'43.353 *	21.791	32.733*	15.611	33.218	276.2	8	1'43.794	21.877	33.017	15.654	33.246	274.8
7	1'43.277	21.797	32.806	15.642	33.032	274.8	9	2'09.702 P	24.834	34.905	16.846	53.117	274.8
8	1'59.345 P	21.818	32.786	15.693	49.048	274.8	10	8'59.579 *	14.718	33.812	15.688	33.307*	
9	8'14.604	13.264	34.129	16.126	33.385		11	1'43.093	21.750	32.900	15.585	32.858	276.9
10	1'43.401	21.775	32.999	15.604	33.023	274.8	12	1'43.824	22.087	32.920	15.537	33.280	278.3

Fastest Lap: Pedro ACOSTA Red Bull KTM Ajo SPA **1'42.391** 21.577 32.568 15.500 32.746

These data/results cannot be reproduced, stored and/or transmitted in whole or in part by any manner of electronic, mechanical, photocopying, recording, broadcasting or otherwise now known or herein after developed without the previous express consent by the copyright owner, except for reproduction in daily press and regular printed publications on sale to the public within 60 days of the event related to those data/results and always provided that copyright symbol appears together as follows below.
© DORNA, 2023

Practice Nr. 2

Moto2

Lap	Lap Time	T1	T2	T3	T4	Speed	Lap	Lap Time	T1	T2	T3	T4	Speed
13	1'42.979 *	21.731	32.804	15.522	32.922*	277.6	7	1'43.752	21.931	32.957	15.618	33.246	271.3
14	1'46.807	22.592	35.120	15.963	33.132	281.2	8	1'43.535	21.754	32.986	15.604	33.191	277.6
15	1'46.699	21.664	33.134	17.841	34.060	279.7	9	2'05.128 P	22.791	34.512	16.816	51.009	274.8
16	1'43.542	21.799	33.045	15.584	33.114	278.3	10	9'09.024	14.985	34.751	16.338	33.827	
17	1'47.578	24.473	33.983	15.908	33.214	276.2	11	1'44.616	21.934	33.296	16.013	33.373	275.5
18	1'44.056	21.931	33.020	15.724	33.381	279.0	12	4'24.102 P	21.775	32.792	15.520	3'14.015	276.9
19	1'43.734	21.845	33.075	15.593	33.221	276.2	13	7'01.897	14.825	35.234	16.295	34.121	
							14	1'44.538	22.127	33.205	15.743	33.463	273.4

12th 16 Joe ROBERTS Italtrans Racing Team USA
Runs=2 Total laps=16 Full laps=13 Valid laps=12

1	2'41.306	14.157	34.826	16.135	33.614	
2	1'44.908	22.284	33.453	15.836	33.335	279.7
3	1'44.025	22.094	33.150	15.678	33.103	279.0
4	1'44.706	21.998	33.397	15.862	33.449	280.5
5	1'44.292	22.013	33.334	15.765	33.180	278.3
6	1'43.968	21.956	33.128	15.690	33.194	277.6
7	1'44.132	22.079	33.165	15.724	33.164	278.3
8	1'43.586	21.918	32.967	15.620	33.081	275.5
9	1'49.821	22.988	35.653	16.124	35.056	279.0
10	2'07.292 P	22.916	34.686	16.920	52.770	279.7
11	12'37.505	19.733	36.571	16.288	38.594	
12	1'43.568	21.867	33.047	15.683	32.971	279.7
13	1'43.193	21.726	32.991	15.624	32.852	280.5
14	1'43.814	21.880	32.996	15.702	33.236	279.7
15	1'43.390	21.856	32.979	15.702	32.853	279.0
16	1'49.486 *	21.744	33.176*	16.563	38.003	279.7

13th 7 Barry BALTUS Fieten Olie Racing GP BEL
Runs=3 Total laps=18 Full laps=13 Valid laps=10

1	2'08.881	13.428	34.376	15.939	33.276	
2	1'44.857	21.992	33.227	16.083	33.555	280.5
3	1'43.801	22.133	33.019	15.662	32.987	278.3
4	1'43.920	21.788	33.036	15.749	33.347	279.7
5	1'43.293	21.719	32.794	15.669	33.111	281.2
6	1'44.043 *	21.893	33.039	15.779	33.332*	276.2
7	1'43.851 *	21.865	32.971	15.842	33.173*	275.5
8	1'43.754	21.790	32.928	15.791	33.245	276.9
9	1'43.870	21.882	32.916	15.791	33.281	276.9
10	2'03.087 P	21.770	34.816	16.472	50.029	277.6
11	6'30.382	14.033	34.152	16.055	33.643	
12	1'44.302	21.969	33.160	15.805	33.368	277.6
13	1'44.400	21.864	33.124	16.030	33.382	276.2
14	2'00.896 P	21.835	33.060	15.990	50.011	277.6
15	4'51.757 *	14.867	33.527	15.825	33.143*	
16	1'43.479	21.666	32.849	15.784	33.180	279.7
17	1'43.491	21.689	32.880	15.844	33.078	279.7
18	1'43.731 *	21.713	32.885*	15.662	33.471	283.4

14th 35 Somkiat CHANTRA IDEMITSU Honda Tea THA
Runs=3 Total laps=14 Full laps=9 Valid laps=9

1	3'04.606	13.999	34.923	16.237	33.912	
2	1'44.380	21.902	33.235	15.813	33.430	275.5
3	1'43.404	21.788	32.866	15.634	33.116	276.9
4	1'47.614	21.921	36.750	15.802	33.141	276.9
5	1'43.407	21.786	32.893	15.553	33.175	279.7
6	1'44.117	21.992	32.926	15.771	33.428	276.2

15th 52 Jeremy ALCOBA QJMOTOR Gresini M SPA
Runs=2 Total laps=19 Full laps=16 Valid laps=15

1	2'34.282	14.821	35.399	16.272	33.814	
2	1'45.300	22.174	33.371	16.014	33.741	274.8
3	1'44.211	22.044	33.101	15.885	33.181	276.9
4	1'44.381	21.854	33.145	15.850	33.532	279.0
5	1'44.993	21.996	33.810	16.139	33.048	279.0
6	1'43.904	21.955	33.012	15.766	33.171	278.3
7	1'43.785	21.881	33.055	15.724	33.125	279.0
8	1'44.145	22.034	33.062	15.792	33.257	276.2
9	1'44.196	21.942	33.206	15.803	33.245	277.6
10	2'08.011 P	24.007	36.861	17.379	49.764	276.2
11	8'55.682	14.526	37.327	16.389	39.642	
12	1'44.534	21.944	33.198	16.163	33.229	275.5
13	1'43.532 *	21.848	32.921	15.719	33.044*	276.9
14	1'43.446	21.849	32.800	15.724	33.073	279.0
15	1'50.605	21.749	32.895	19.595	36.366	279.7
16	1'49.778	21.939	32.966	15.927	38.946	277.6
17	1'43.476	21.865	32.908	15.695	33.008	279.7
18	1'43.580	21.818	32.927	15.838	32.997	280.5
19	1'43.662	21.775	33.009	15.696	33.182	278.3

16th 15 Darryn BINDER Liqui Moly Husqvarna RSA
Runs=2 Total laps=19 Full laps=16 Valid laps=15

1	2'25.170	13.769	34.476	16.297	34.026	
2	1'44.303	22.093	33.265	15.807	33.138	281.2
3	1'43.953	21.998	33.028	15.731	33.196	284.9
4	1'43.594	21.931	32.806	15.714	33.143	285.7
5	1'43.466	21.933	32.943	15.594	32.996	284.9
6	1'44.438	21.912	33.293	15.999	33.234	284.2
7	1'43.899	21.980	32.973	15.715	33.231	284.2
8	1'44.128	22.014	32.865	15.803	33.446	281.9
9	2'05.352 P	22.337	33.887	16.385	52.743	280.5
10	8'41.384	15.398	38.297	18.360	37.127	
11	1'48.469	24.160	34.878	16.003	33.428	277.6
12	1'43.637	21.886	32.916	15.730	33.105	284.2
13	1'48.600 *	21.841	32.760	15.665	38.334*	284.9
14	1'43.571	21.830	32.766	15.706	33.269	285.7
15	1'43.756	21.827	32.952	15.729	33.248	286.4
16	2'03.979	31.650	34.820	16.199	41.310	281.2
17	1'46.058	22.313	33.485	16.048	34.212	279.7
18	1'44.899	22.038	33.393	15.875	33.593	281.9
19	1'43.974	21.947	32.973	15.738	33.316	281.9

17th 75 Albert ARENAS Red Bull KTM Ajo SPA
Runs=2 Total laps=17 Full laps=14 Valid laps=13

1	2'31.496	15.318	35.199	16.310	34.028	
---	----------	--------	--------	--------	--------	--

Fastest Lap: Pedro ACOSTA Red Bull KTM Ajo SPA 1'42.391 21.577 32.568 15.500 32.746

These data/results cannot be reproduced, stored and/or transmitted in whole or in part by any manner of electronic, mechanical, photocopying, recording, broadcasting or otherwise now known or herein after developed without the previous express consent by the copyright owner, except for reproduction in daily press and regular printed publications on sale to the public within 60 days of the event related to those data/results and always provided that copyright symbol appears together as follows below.
© DORNA, 2023

Practice Nr. 2

Moto2

Lap	Lap Time	T1	T2	T3	T4	Speed	Lap	Lap Time	T1	T2	T3	T4	Speed
2	1'44.894	22.123	33.375	15.942	33.454	276.9	15	1'43.974	21.900	33.086	15.866	33.122	285.7
3	1'44.664	22.133	33.306	16.053	33.172	278.3	16	1'47.604	24.763	33.510	16.070	33.261	282.7
4	1'46.057	22.116	33.378	15.946	34.617	279.7	17	1'44.435	21.853	33.181	15.890	33.511	281.9
5	1'44.117	22.073	33.147	15.781	33.116	277.6	18	1'53.878 *	21.930	34.960*	22.805	34.183	281.9
6	1'44.150	21.998	33.161	15.833	33.158	277.6	20th 71 Dennis FOGGIA Italtrans Racing Team ITA						
7	1'44.403	22.121	33.076	15.780	33.426	279.0	Runs=2 Total laps=16 Full laps=13 Valid laps=12						
8	1'44.374	22.053	33.144	15.892	33.285	278.3	1	2'34.922	14.390	35.311	16.354	34.124	
9	2'03.402 P	22.145	34.397	16.042	50.818	276.9	2	1'45.459	22.245	33.592	16.022	33.600	280.5
10	10'47.514	15.014	36.766	16.689	40.510		3	1'45.066	22.251	33.340	15.934	33.541	280.5
11	1'47.869	21.927	34.545	15.793	35.604	279.7	4	1'44.586	21.928	33.204	15.944	33.510	279.7
12	1'46.270	22.066	33.163	15.814	35.227	280.5	5	1'44.660	22.114	33.330	15.889	33.327	280.5
13	1'51.335	21.978	33.099	16.573	39.685	284.2	6	1'49.006	22.390	35.836	17.213	33.567	280.5
14	1'43.496	21.896	32.940	15.774	32.886	284.9	7	1'44.735	22.100	33.337	15.881	33.417	279.7
15	1'50.092	21.966	33.197	21.087	33.842	286.4	8	1'44.635	22.002	33.272	15.852	33.509	279.7
16	1'46.512	22.148	35.246	15.814	33.304	282.7	9	1'46.331	22.032	34.572	16.366	33.361	277.6
17	1'43.983 *	21.850	32.982*	15.757	33.394	281.2	10	2'05.170 P	22.020	33.231	16.872	53.047	281.2
18th 4 Sean Dylan KELLY American Racing USA							11	12'32.728	15.492	35.001	18.295	34.042	
Runs=2 Total laps=20 Full laps=17 Valid laps=16							12	1'44.126	21.952	33.139	15.871	33.164	283.4
1	2'09.440	13.989	34.915	16.360	39.563		13	1'43.931	21.765	33.196	15.852	33.118	284.2
2	1'45.193	22.447	33.373	15.931	33.442	276.2	14	1'48.142	22.018	33.128	19.320	33.676	281.9
3	1'44.937	22.312	33.173	15.840	33.612	275.5	15	1'43.902	21.869	32.897	15.803	33.333	281.9
4	1'48.572	24.338	33.505	16.597	34.132	272.7	16	1'48.309 *	21.861	33.929*	18.584	33.935	281.2
5	1'44.263	22.219	32.971	15.841	33.232	274.1	21st 24 Marcos RAMIREZ Forward Team SPA						
6	1'46.035	22.185	33.496	16.428	33.926	273.4	Runs=3 Total laps=14 Full laps=9 Valid laps=8						
7	1'50.798	22.194	33.096	15.846	39.662	272.0	1	2'09.757	13.587	34.341	16.191	41.097	
8	1'45.216	22.213	33.459	15.976	33.568	275.5	2	1'46.165	22.535	33.594	16.405	33.631	281.2
9	1'44.714	22.289	33.053	15.876	33.496	273.4	3	1'44.645	22.381	33.134	15.765	33.365	274.8
10	2'04.693 P	22.281	33.208	15.950	53.254	272.7	4	2'04.032 P	22.228	33.146	15.771	52.887	279.7
11	6'58.408	14.624	35.497	16.051	33.664		5	10'25.800	13.701	34.251	16.351	33.857	
12	1'43.810	22.091	33.043	15.627	33.049	273.4	6	1'45.198	22.355	33.336	15.856	33.651	274.1
13	1'43.528	22.041	32.745	15.662	33.080	276.9	7	2'09.237 P	23.999	35.669	16.917	52.652	274.8
14	1'49.193 *	22.002	36.611	16.396	34.184*	277.6	8	8'34.390 *	17.307	35.040	16.005	35.632*	
15	1'44.044	22.099	32.966	15.731	33.248	279.7	9	1'43.993	22.139	32.963	15.705	33.186	282.7
16	1'53.190	23.620	35.095	16.397	38.078	276.2	10	1'45.495	23.078	33.172	15.762	33.483	281.9
17	1'49.519	23.382	35.044	16.174	34.919	276.2	11	1'50.820	24.812	35.841	15.847	34.320	278.3
18	1'44.361	22.108	33.054	15.867	33.332	272.0	12	1'48.302 *	22.156	36.796*	15.851	33.499	276.9
19	1'49.780	22.175	35.073	16.759	35.773	275.5	13	1'45.043	22.315	33.165	15.837	33.726	276.2
20	1'44.689	22.189	33.226	15.845	33.429	276.2	14	1'45.179	22.292	33.329	15.859	33.699	274.1
19th 72 Borja GOMEZ Fantic Racing SPA							22nd 11 Sergio GARCIA Pons Wegow Los40 SPA						
Runs=2 Total laps=18 Full laps=15 Valid laps=14							Runs=3 Total laps=15 Full laps=10 Valid laps=9						
1	2'21.239	13.895	34.837	16.327	33.726		1	2'54.420	13.485	34.210	16.319	34.063	
2	1'45.197	22.125	33.679	16.096	33.297	278.3	2	1'45.434	22.549	33.331	16.104	33.450	276.9
3	1'44.479	22.049	33.291	15.918	33.221	280.5	3	1'44.588	22.021	33.074	16.044	33.449	281.2
4	1'44.214	21.906	33.078	15.941	33.289	282.7	4	1'44.777	22.088	33.101	16.138	33.450	279.0
5	1'44.370	22.222	33.139	15.962	33.047	284.2	5	1'45.366	21.987	33.196	16.520	33.663	279.0
6	1'51.954	22.197	38.581	16.481	34.695	284.9	6	2'02.184 P	22.107	33.504	16.449	50.124	277.6
7	1'46.247	22.043	33.383	16.311	34.510	282.7	7	11'17.607	13.253	33.905	16.075	33.791	
8	1'50.678	27.386	33.953	15.941	33.398	279.0	8	2'02.105 P	22.178	33.334	16.169	50.424	275.5
9	1'44.683	22.039	33.260	16.065	33.319	279.7	9	5'04.558 *	13.773	33.543	16.948	33.827*	
10	2'04.636 P	22.735	33.861	16.438	51.602	279.0	10	1'44.513	22.062	33.148	15.985	33.318	280.5
11	9'10.125	14.176	38.706	16.050	33.482		11	1'45.103 *	22.001	33.357	16.262	33.483*	279.7
12	1'44.183	21.900	33.267	15.834	33.182	281.2	12	1'44.243	22.005	33.019	15.900	33.319	279.0
13	1'44.148	21.975	33.155	15.872	33.146	282.7	13	1'44.579	21.847	33.095	16.208	33.429	277.6
14	1'43.702	21.875	33.016	15.779	33.032	286.4							

Fastest Lap: Pedro ACOSTA Red Bull KTM Ajo SPA **1'42.391** 21.577 32.568 15.500 32.746

These data/results cannot be reproduced, stored and/or transmitted in whole or in part by any manner of electronic, mechanical, photocopying, recording, broadcasting or otherwise now known or herein after developed without the previous express consent by the copyright owner, except for reproduction in daily press and regular printed publications on sale to the public within 60 days of the event related to those data/results and always provided that copyright symbol appears together as follows below.
© DORNA, 2023



Practice Nr. 2

Moto2

Lap	Lap Time	T1	T2	T3	T4	Speed	Lap	Lap Time	T1	T2	T3	T4	Speed	
14	1'44.362	22.003	33.151	15.877	33.331	277.6	15	2'03.333 P	22.074	34.151*	16.342	50.766	277.6	
15	1'46.460	22.022	33.958	16.621	33.859	276.2	16	4'45.502	14.252	34.118	16.027	33.696		
							17	1'44.906	22.038	33.431	15.936	33.501	274.8	
23rd	84	Zonta VD GOORBE Fieten Olie Racing GP NED						26th	3	Lukas TULOVIC Liqui Moly Husqvarna GER				
		Runs=2	Total laps=15	Full laps=12	Valid laps=9				Runs=2	Total laps=16	Full laps=13	Valid laps=12		
1	2'18.354	14.607	34.908	16.286	33.743		1	2'17.433	13.823	34.924	16.314	33.776		
2	1'46.281 *	22.329	33.740	16.652	33.560*	281.9	2	1'46.753	22.339	33.673	16.949	33.792	282.7	
3	1'45.383	22.195	33.404	16.170	33.614	282.7	3	1'45.531	22.409	33.498	16.152	33.472	281.2	
4	1'45.923	22.225	33.412	16.045	34.241	283.4	4	1'45.247	22.313	33.425	16.027	33.482	281.2	
5	1'44.505	22.013	33.462	15.870	33.160	282.7	5	1'44.467	22.187	33.198	15.918	33.164	281.9	
6	1'51.926	22.210	39.738	16.470	33.508	281.2	6	1'54.859 P	22.047	33.225	17.931	41.656	282.7	
7	2'02.834 P	22.057	33.268	15.804	51.705	281.9	7	13'59.804	13.816	34.394	16.300	33.638		
8	15'57.863	14.783	35.062	16.432	34.157		8	1'44.587	22.208	33.175	15.876	33.328	277.6	
9	1'46.042 *	22.480	33.758	16.055	33.749*	276.9	9	1'49.687	22.298	38.258	15.883	33.248	279.0	
10	1'44.587 *	22.052	33.240	15.888	33.407*	281.2	10	1'50.334 *	22.009	35.561	16.612	36.152*	281.2	
11	1'47.073	23.788	33.425	16.132	33.728	281.2	11	1'50.440	24.952	34.037	16.304	35.147	284.2	
12	1'45.717	22.029	33.348	16.587	33.753	280.5	12	1'47.385	22.275	33.142	15.909	36.059	279.7	
13	1'44.371	22.016	33.235	15.836	33.284	278.3	13	1'44.494	22.047	33.192	15.882	33.373	284.2	
14	1'44.267	21.946	33.271	15.738	33.312	281.9	14	1'44.469	22.029	33.137	15.908	33.395	280.5	
15	2'02.448	26.955	41.035	17.526	36.932	279.0	15	1'48.537	24.933	33.987	15.999	33.618	279.7	
							16	1'46.629	22.062	34.258	16.250	34.059	280.5	
24th	19	Lorenzo DALLA PO Pertamina Mandalika ITA						27th	5	Kohta NOZANE Correos Prepagio Yam JPN				
		Runs=2	Total laps=16	Full laps=13	Valid laps=13				Runs=2	Total laps=17	Full laps=14	Valid laps=12		
1	2'15.940	14.523	35.639	16.375	33.958		1	2'07.384	14.257	35.429	16.638	34.726		
2	1'45.821	22.389	33.629	16.196	33.607	278.3	2	1'46.328	22.582	33.835	16.248	33.663	267.3	
3	1'44.706	22.119	33.202	15.943	33.442	278.3	3	1'45.930	22.474	33.445	16.012	33.999	270.0	
4	1'44.669	22.039	33.219	15.853	33.558	279.0	4	1'53.629	22.527	37.566	16.652	36.884	269.3	
5	1'54.970	22.042	43.242	16.184	33.502	276.9	5	1'45.197	22.153	33.324	15.970	33.750	271.3	
6	1'45.005	22.051	33.438	15.899	33.617	276.9	6	1'55.007	22.223	42.793	16.184	33.807	271.3	
7	1'50.478	22.003	33.227	15.859	39.389	276.9	7	2'19.115 P	22.670	45.027	19.238	52.180	271.3	
8	2'04.960 P	21.970	33.322	15.958	53.710	280.5	8	11'05.872	15.155	36.064	16.761	34.837		
9	14'06.907	15.944	35.476	16.313	34.198		9	1'50.721	22.509	33.979	16.591	37.642	267.3	
10	1'48.028	22.237	34.732	16.524	34.535	279.7	10	1'45.084	22.043	33.255	15.991	33.795	274.1	
11	1'44.924	21.983	33.378	15.960	33.603	282.7	11	1'55.830 *	24.920	36.108	16.067	38.735*	272.0	
12	1'44.809	22.071	33.170	15.887	33.681	280.5	12	1'45.058	22.211	33.286	15.972	33.589	272.7	
13	1'47.999	21.964	33.171	15.931	36.933	281.2	13	1'47.391 *	22.083	33.381	16.029	35.898*	275.5	
14	1'44.272	21.925	33.017	15.868	33.462	277.6	14	1'52.936	22.936	36.780	16.534	36.686	267.9	
15	1'44.541	21.954	33.041	15.872	33.674	279.7	15	1'45.008	22.155	33.151	15.974	33.728	270.6	
16	1'55.057	22.028	39.417	17.842	35.770	278.3	16	1'45.111	22.212	33.260	15.879	33.760	270.6	
25th	33	Rory SKINNER American Racing GBR						28th	81	Jordi TORRES Inde GASGAS Aspar SPA				
		Runs=3	Total laps=17	Full laps=12	Valid laps=11				Runs=2	Total laps=17	Full laps=14	Valid laps=13		
1	2'17.298	14.647	36.192	16.520	34.171		1	2'25.244	15.289	35.879	16.858	34.734		
2	1'46.038	22.696	33.689	16.091	33.562	274.8	2	1'48.270	23.247	34.339	16.447	34.237	272.7	
3	1'44.467	22.103	33.291	15.785	33.288	276.9	3	1'47.353	22.734	34.064	16.262	34.293	275.5	
4	1'44.775	22.066	33.183	16.023	33.503	277.6	4	1'46.668	22.653	33.738	16.373	33.904	275.5	
5	1'44.329	22.011	33.116	15.872	33.330	276.2	5	1'46.643	22.462	33.901	16.357	33.923	276.9	
6	1'52.266	25.038	37.378	16.040	33.810	275.5	6	1'55.735	22.683	36.021	19.257	37.774	274.1	
7	1'44.884	22.146	33.184	15.927	33.627	274.8	7	1'46.195	22.560	33.702	16.040	33.893	276.2	
8	1'45.579	22.138	33.963	16.024	33.454	274.1	8	2'07.229 P	22.841	34.944	16.522	52.922	272.0	
9	2'02.201 P	22.504	33.600	16.058	50.039	274.1	9	11'51.267	15.404	36.463	16.834	34.491		
10	8'12.383	14.694	35.827	16.315	33.982		10	1'46.803	22.839	33.868	16.036	34.060	273.4	
11	1'44.722	22.171	33.380	15.823	33.348	274.8	11	1'45.731 *	22.385	33.428	15.989	33.929*	274.8	
12	1'44.693	22.093	33.126	15.985	33.489	274.8								
13	1'46.021 *	21.919	34.336	16.096	33.670*	277.6								
14	1'45.257	22.276	33.385	16.043	33.553	275.5								

Fastest Lap: Pedro ACOSTA Red Bull KTM Ajo SPA **1'42.391** 21.577 32.568 15.500 32.746

These data/results cannot be reproduced, stored and/or transmitted in whole or in part by any manner of electronic, mechanical, photocopying, recording, broadcasting or otherwise now known or herein after developed without the previous express consent by the copyright owner, except for reproduction in daily press and regular printed publications on sale to the public within 60 days of the event related to those data/results and always provided that copyright symbol appears together as follows below.
© DORNA, 2023

Official MotoGP Timing by TISSOT
www.motogp.com

Portimao, Friday, March 24, 2023

Page 5 of 6



Practice Nr. 2

Moto2

Lap	Lap Time	T1	T2	T3	T4	Speed	Lap	Lap Time	T1	T2	T3	T4	Speed
12	1'45.904	22.489	33.493	16.122	33.800	275.5							
13	1'50.392	26.157	34.150	16.154	33.931	276.2							
14	1'46.184	22.377	33.831	16.114	33.862	273.4							
15	1'45.678	22.644	33.302	15.987	33.745	271.3							
16	1'45.689	22.506	33.422	15.984	33.777	274.1							
17	1'45.476	22.356	33.254	16.010	33.856	274.1							

29th 98 **David SANCHIS** Forward Team SPA
 Runs=4 Total laps=13 Full laps=7 Valid laps=6

1	2'50.652	P	15.023	36.861	17.485	53.853							
2	4'58.000		14.766	35.359	16.932	34.770							
3	1'48.805		23.246	34.571	16.535	34.453	272.7						
4	1'48.546	*	23.385	34.567	16.383	34.211*	271.3						
5	1'47.493		23.035	33.985	16.369	34.104	268.6						
6	2'13.379	P	23.014	38.448	16.755	55.162	269.3						
7	11'00.219		15.358	37.311	16.624	34.133							
8	1'47.491		22.863	33.902	16.499	34.227	267.9						
9	1'46.089		22.554	33.635	16.057	33.843	274.8						
10	1'46.254		22.599	33.744	16.081	33.830	270.6						
11	2'15.923	P	22.667	33.759	20.714	58.783	271.3						
12	5'14.374		13.880	34.607	16.434	35.386							
13	1'46.364		22.663	33.786	16.089	33.826	272.0						

Fastest Lap: Pedro ACOSTA Red Bull KTM Ajo SPA **1'42.391** 21.577 32.568 15.500 32.746

These data/results cannot be reproduced, stored and/or transmitted in whole or in part by any manner of electronic, mechanical, photocopying, recording, broadcasting or otherwise now known or herein after developed without the previous express consent by the copyright owner, except for reproduction in daily press and regular printed publications on sale to the public within 60 days of the event related to those data/results and always provided that copyright symbol appears together as follows below.
 © DORNA, 2023

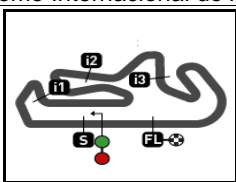
Official MotoGP Timing by TISSOT
 www.motogp.com

Portimao, Friday, March 24, 2023

Page 6 of 6

moto2





4592 m.

GRANDE PRÉMIO TISSOT DE PORTUGAL

Practice Nr. 2

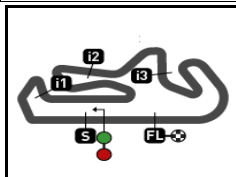
Best Partial Times

IT Ideal Lap Time, sum of the best partial times

BT Best Lap Time

T1		T2		T3		T4				IT		BT	
Pos	Rider	Time	Rider	Time	Rider	Time	Rider	Time	Pos	Rider	IT	BT	
1	A.LOPEZ	21.486	F.SALAC	32.526	S.LOWES	15.438	J.DIXON	32.610	1	P.ACOSTA	1'42.332	1'42.391	(1)
2	P.ACOSTA	21.533	A.LOPEZ	32.563	J.DIXON	15.476	C.VIETTI	32.639	2	J.DIXON	1'42.465	1'42.489	(2)
3	T.ARBOLINO	21.577	P.ACOSTA	32.568	P.ACOSTA	15.485	P.ACOSTA	32.746	3	A.LOPEZ	1'42.494	1'42.920	(8)
4	M.GONZALEZ	21.634	J.DIXON	32.589	F.SALAC	15.517	T.ARBOLINO	32.768	4	C.VIETTI	1'42.564	1'42.820	(6)
5	F.SALAC	21.664	A.CANET	32.675	S.CHANTRA	15.520	M.GONZALEZ	32.776	5	F.SALAC	1'42.623	1'42.730	(3)
6	B.BENDSNEYDE	21.664	C.VIETTI	32.681	B.BENDSNEYDE	15.522	S.LOWES	32.803	6	T.ARBOLINO	1'42.672	1'42.760	(4)
7	B.BALTUS	21.666	S.LOWES	32.695	F.ALDEGUER	15.533	F.ALDEGUER	32.840	7	M.GONZALEZ	1'42.680	1'42.825	(7)
8	A.CANET	21.675	M.GONZALEZ	32.703	A.CANET	15.534	J.ROBERTS	32.852	8	S.LOWES	1'42.724	1'42.762	(5)
9	C.VIETTI	21.687	T.ARBOLINO	32.730	A.LOPEZ	15.546	A.CANET	32.853	9	A.CANET	1'42.737	1'42.926	(9)
10	F.ALDEGUER	21.723	F.ALDEGUER	32.731	C.VIETTI	15.557	B.BENDSNEYDE	32.858	10	F.ALDEGUER	1'42.827	1'43.039	(10)
11	J.ROBERTS	21.726	S.KELLY	32.745	M.GONZALEZ	15.567	A.ARENAS	32.886	11	B.BENDSNEYDE	1'42.848	1'43.093	(11)
12	J.ALCOBA	21.749	D.BINDER	32.760	D.BINDER	15.594	A.LOPEZ	32.899	12	B.BALTUS	1'43.109	1'43.293	(13)
13	S.CHANTRA	21.754	S.CHANTRA	32.792	T.ARBOLINO	15.597	F.SALAC	32.916	13	J.ROBERTS	1'43.165	1'43.193	(12)
14	D.FOGGIA	21.765	B.BALTUS	32.794	J.ROBERTS	15.620	B.BALTUS	32.987	14	D.BINDER	1'43.177	1'43.466	(16)
15	S.LOWES	21.788	J.ALCOBA	32.800	S.KELLY	15.627	D.BINDER	32.996	15	S.CHANTRA	1'43.182	1'43.404	(14)
16	J.DIXON	21.790	B.BENDSNEYDE	32.804	B.BALTUS	15.662	J.ALCOBA	32.997	16	J.ALCOBA	1'43.241	1'43.446	(15)
17	D.BINDER	21.827	D.FOGGIA	32.897	J.ALCOBA	15.695	B.GOMEZ	33.032	17	S.KELLY	1'43.423	1'43.528	(18)
18	S.GARCIA	21.847	A.ARENAS	32.940	M.RAMIREZ	15.705	S.KELLY	33.049	18	A.ARENAS	1'43.433	1'43.496	(17)
19	A.ARENAS	21.850	M.RAMIREZ	32.963	Z.VD GOORBER	15.738	S.CHANTRA	33.116	19	D.FOGGIA	1'43.583	1'43.902	(20)
20	B.GOMEZ	21.853	J.ROBERTS	32.967	A.ARENAS	15.757	D.FOGGIA	33.118	20	B.GOMEZ	1'43.680	1'43.702	(19)
21	R.SKINNER	21.919	B.GOMEZ	33.016	B.GOMEZ	15.779	Z.VD GOORBER	33.160	21	M.RAMIREZ	1'43.993	1'43.993	(21)
22	L.DALLA PORTA	21.925	L.DALLA PORTA	33.017	R.SKINNER	15.785	L.TULOVIC	33.164	22	S.GARCIA	1'44.061	1'44.243	(22)
23	Z.VD GOORBER	21.946	S.GARCIA	33.019	D.FOGGIA	15.803	M.RAMIREZ	33.186	23	Z.VD GOORBE	1'44.079	1'44.267	(23)
24	S.KELLY	22.002	R.SKINNER	33.116	L.DALLA PORTA	15.853	R.SKINNER	33.288	24	R.SKINNER	1'44.108	1'44.329	(25)

These data/results cannot be reproduced, stored and/or transmitted in whole or in part by any manner of electronic, mechanical, photocopying, recording, broadcasting or otherwise now known or herein after developed without the previous express consent by the copyright owner, except for reproduction in daily press and regular printed publications on sale to the public within 60 days of the event related to those data/results and always provided that copyright symbol appears together as follows below.
© DORNA, 2023



4592 m.

GRANDE PRÉMIO TISSOT DE PORTUGAL

Practice Nr. 2

Best Partial Times

Moto2™

IT Ideal Lap Time, sum of the best partial times

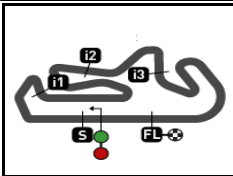
BT Best Lap Time

T1		T2		T3		T4				<i>IT</i>	<i>BT</i>	
Pos	Rider	Time	Rider	Time	Rider	Time	Rider	Time	Pos	Rider		
25	L.TULOVIC	22.009	L.TULOVIC	33.137	L.TULOVIC	15.876	S.GARCIA	33.318	25	L.TULOVIC	1'44.186	1'44.467 (26)
26	K.NOZANE	22.043	K.NOZANE	33.151	S.GARCIA	15.877	L.DALLA PORTA	33.442	26	L.DALLA PORTA	1'44.237	1'44.272 (24)
27	M.RAMIREZ	22.139	Z.VD GOORBER	33.235	K.NOZANE	15.879	K.NOZANE	33.589	27	K.NOZANE	1'44.662	1'45.008 (27)
28	J.TORRES	22.356	J.TORRES	33.254	J.TORRES	15.984	J.TORRES	33.745	28	J.TORRES	1'45.339	1'45.476 (28)
29	D.SANCHIS	22.554	D.SANCHIS	33.635	D.SANCHIS	16.057	D.SANCHIS	33.826	29	D.SANCHIS	1'46.072	1'46.089 (29)

These data/results cannot be reproduced, stored and/or transmitted in whole or in part by any manner of electronic, mechanical, photocopying, recording, broadcasting or otherwise now known or herein after developed without the previous express consent by the copyright owner, except for reproduction in daily press and regular printed publications on sale to the public within 60 days of the event related to those data/results and always provided that copyright symbol appears together as follows below.
© DORNA, 2023

Official MotoGP Timing by **TISSOT**
www.motogp.com






4592 m.

GRANDE PRÉMIO TISSOT DE PORTUGAL

Practice Nr. 2

Fastest Laps Sequence

<i>Practice Time</i>	 <i>Rider</i>	<i>Nation</i>	<i>Motorcycle</i>	<i>Time</i>	<i>Km/h</i>	<i>Rider's Lap</i>
3'42.624	21 Alonso LOPEZ	SPA	BOSCOSCURO	1'43.908	159.0	2
4'12.528	12 Filip SALAC	CZE	KALEX	1'43.587	159.5	2
4'34.794	37 Pedro ACOSTA	SPA	KALEX	1'43.574	159.6	2
5'55.443	12 Filip SALAC	CZE	KALEX	1'42.915	160.6	3
6'17.660	37 Pedro ACOSTA	SPA	KALEX	1'42.866	160.7	3
9'22.914	18 Manuel GONZALEZ	SPA	KALEX	1'42.825	160.7	5
9'43.230	37 Pedro ACOSTA	SPA	KALEX	1'42.681	160.9	5
28'48.515	96 Jake DIXON	GBR	KALEX	1'42.489	161.2	10
34'41.311	37 Pedro ACOSTA	SPA	KALEX	1'42.391	161.4	15

These data/results cannot be reproduced, stored and/or transmitted in whole or in part by any manner of electronic, mechanical, photocopying, recording, broadcasting or otherwise now known or herein after developed without the previous express consent by the copyright owner, except for reproduction in daily press and regular printed publications on sale to the public within 60 days of the event related to those data/results and always provided that copyright symbol appears together as follows below.

© DORNA, 2023

Official MotoGP Timing by TISSOT
www.motogp.com

Portimao, Friday, March 24, 2023

