

4806 m.

GRAN PREMIO MICHELIN® DE LA REPÚBLICA ARGENTINA

Practice Nr. 1

Classification

3

	Rider	Nation	Team	Motorcycle	Time	Lap Total	Gap	Top Speed
1	18 Manuel GONZALEZ	SPA	Correos Prepago Yamaha VR46 M	KALEX	<b>1'44.185</b>	11 12		<b>278.0</b>
2	35 Somkiat CHANTRA	THA	IDEMITSU Honda Team Asia	KALEX	<b>1'44.243</b>	13 14	0.058 0.058	<b>284.3</b>
3	40 Aron CANET	SPA	Pons Wegow Los40	KALEX	<b>1'44.269</b>	12 12	0.084 0.026	<b>280.4</b>
4	12 Filip SALAC	CZE	QJMOTOR Gresini Moto2	KALEX	<b>1'44.383</b>	7 11	0.198 0.114	<b>283.6</b>
5	14 Tony ARBOLINO	ITA	Elf Marc VDS Racing Team	KALEX	<b>1'44.392</b>	17 17	0.207 0.009	<b>284.3</b>
6	37 Pedro ACOSTA	SPA	Red Bull KTM Ajo	KALEX	<b>1'44.480</b>	14 14	0.295 0.088	<b>283.6</b>
7	96 Jake DIXON	GBR	Solunion GASGAS Aspar Team	KALEX	<b>1'44.494</b>	13 14	0.309 0.014	<b>278.6</b>
8	54 Fermín ALDEGUER	SPA	Beta Tools SpeedUp	BOSCOSCURO	<b>1'44.530</b>	12 13	0.345 0.036	<b>284.9</b>
9	22 Sam LOWES	GBR	Elf Marc VDS Racing Team	KALEX	<b>1'44.643</b>	13 13	0.458 0.113	<b>279.2</b>
10	71 Dennis FOGGIA	ITA	Italtrans Racing Team	KALEX	<b>1'44.911</b>	14 15	0.726 0.268	<b>281.7</b>
11	52 Jeremy ALCOBA	SPA	QJMOTOR Gresini Moto2	KALEX	<b>1'44.985</b>	9 10	0.800 0.074	<b>280.4</b>
12	64 Bo BENDSNEYDER	NED	Pertamina Mandalika SAG Team	KALEX	<b>1'45.027</b>	14 14	0.842 0.042	<b>278.6</b>
13	21 Alonso LOPEZ	SPA	Beta Tools SpeedUp	BOSCOSCURO	<b>1'45.190</b>	16 16	1.005 0.163	<b>272.5</b>
14	16 Joe ROBERTS	USA	Italtrans Racing Team	KALEX	<b>1'45.313</b>	13 13	1.128 0.123	<b>279.8</b>
15	19 Lorenzo DALLA PORTA	ITA	Pertamina Mandalika SAG Team	KALEX	<b>1'45.385</b>	12 12	1.200 0.072	<b>283.6</b>
16	75 Albert ARENAS	SPA	Red Bull KTM Ajo	KALEX	<b>1'45.522</b>	13 14	1.337 0.137	<b>278.6</b>
17	11 Sergio GARCIA	SPA	Pons Wegow Los40	KALEX	<b>1'45.561</b>	17 17	1.376 0.039	<b>279.2</b>
18	84 Zonta VD GOORBERGH	NED	Fieten Olie Racing GP	KALEX	<b>1'45.635</b>	10 10	1.450 0.074	<b>280.4</b>
19	4 Sean Dylan KELLY	USA	American Racing	KALEX	<b>1'45.713</b>	14 14	1.528 0.078	<b>276.7</b>
20	13 Celestino VIETTI	ITA	Fantic Racing	KALEX	<b>1'45.831</b>	13 16	1.646 0.118	<b>281.7</b>
21	15 Darryn BINDER	RSA	Liqui Moly Husqvarna Intact GP	KALEX	<b>1'45.869</b>	16 16	1.684 0.038	<b>283.6</b>
22	7 Barry BALTUS	BEL	Fieten Olie Racing GP	KALEX	<b>1'45.910</b>	11 14	1.725 0.041	<b>281.1</b>
23	33 Rory SKINNER	GBR	American Racing	KALEX	<b>1'45.920</b>	15 15	1.735 0.010	<b>279.8</b>
24	24 Marcos RAMIREZ	SPA	Forward Team	FORWARD	<b>1'46.387</b>	14 14	2.202 0.467	<b>275.5</b>
25	81 Jordi TORRES	SPA	Solunion GASGAS Aspar Team	KALEX	<b>1'46.469</b>	16 16	2.284 0.082	<b>277.3</b>
26	72 Borja GOMEZ	SPA	Fantic Racing	KALEX	<b>1'46.532</b>	14 16	2.347 0.063	<b>277.3</b>
27	79 Ai OGURA	JPN	IDEMITSU Honda Team Asia	KALEX	<b>1'47.399</b>	6 7	3.214 0.867	<b>279.2</b>
28	98 David SANCHIS	SPA	Forward Team	FORWARD	<b>1'48.410</b>	11 13	4.225 1.011	<b>274.9</b>
29	2 Soichiro MINAMIMOTO	JPN	Correos Prepago Yamaha VR46 M	KALEX	<b>1'48.915</b>	13 15	4.730 0.505	<b>276.7</b>

Practice condition: Dry

Air: 25°

Humidity: 65%

Ground: 32°

Fastest Lap:

Best Race Lap:

All Time Lap Record:

Lap: 11	Manuel GONZALEZ	1'44.185	166 Km/h
2022	Celestino VIETTI	1'42.829	168.2 Km/h
2022	Fermín ALDEGUER	1'42.547	168.7 Km/h

The results are provisional until the end of the limit for protest and appeals.

Time limit for protest expires 30' after publication of the results - ..... Time: .....

These data/results cannot be reproduced, stored and/or transmitted in whole or in part by any manner of electronic, mechanical, photocopying, recording, broadcasting or otherwise now known or herein after developed without the previous express consent by the copyright owner, except for reproduction in daily press and regular printed publications on sale to the public within 60 days of the event related to those data/results and always provided that copyright symbol appears together as follows below.

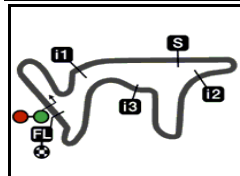
© DORNA, 2023

Official MotoGP Timing by TISSOT

www.motogp.com

Termas de Río Hondo, Friday, March 31, 2023





4806 m.

GRAN PREMIO MICHELIN® DE LA REPÚBLICA ARGENTINA

Practice Nr. 1

Top Speed & Average

4



Rider	Nation	Motorcycle	Top 5 speeds					Average	Top
54 Fermín ALDEGUER	SPA	BOSCOSCURO	284.9	279.8	279.2	278.6	278.0	280.1	284.9
14 Tony ARBOLINO	ITA	KALEX	284.3	281.1	281.1	278.6	278.6	280.7	284.3
35 Somkiat CHANTRA	THA	KALEX	284.3	282.3	281.1	279.2	278.6	280.4	284.3
12 Filip SALAC	CZE	KALEX	283.6	283.0	281.1	278.6	278.6	281.0	283.6
15 Darryn BINDER	RSA	KALEX	283.6	282.3	281.7	281.7	281.7	282.1	283.6
19 Lorenzo DALLA PORTA	ITA	KALEX	283.6	281.7	281.1	281.1	279.2	280.7	283.6
37 Pedro ACOSTA	SPA	KALEX	283.6	283.6	283.6	283.6	283.0	283.3	283.6
13 Celestino VIETTI	ITA	KALEX	281.7	281.7	281.1	280.4	280.4	280.9	281.7
71 Dennis FOGGIA	ITA	KALEX	281.7	281.7	281.1	280.4	280.4	281.1	281.7
7 Barry BALTUS	BEL	KALEX	281.1	280.4	279.8	278.0	278.0	279.5	281.1
40 Aron CANET	SPA	KALEX	280.4	278.6	278.6	278.0	278.0	278.5	280.4
52 Jeremy ALCOBA	SPA	KALEX	280.4	279.8	278.0	276.7	275.5	278.1	280.4
84 Zonta VD GOORBERGH	NED	KALEX	280.4	280.4	279.8	279.8	279.8	280.0	280.4
16 Joe ROBERTS	USA	KALEX	279.8	279.2	278.0	278.0	277.3	278.1	279.8
33 Rory SKINNER	GBR	KALEX	279.8	277.3	276.1	275.5	274.9	276.4	279.8
11 Sergio GARCIA	SPA	KALEX	279.2	278.0	277.3	276.7	276.7	277.6	279.2
22 Sam LOWES	GBR	KALEX	279.2	278.6	278.0	277.3	276.1	277.2	279.2
79 Ai OGURA	JPN	KALEX	279.2	278.6	278.0	277.3	272.5	277.1	279.2
64 Bo BENDSNEYDER	NED	KALEX	278.6	276.1	275.5	275.5	274.9	276.1	278.6
75 Albert ARENAS	SPA	KALEX	278.6	276.7	276.7	276.1	276.1	276.7	278.6
96 Jake DIXON	GBR	KALEX	278.6	278.6	278.6	278.0	278.0	278.3	278.6
18 Manuel GONZALEZ	SPA	KALEX	278.0	278.0	277.3	277.3	276.7	277.5	278.0
72 Borja GOMEZ	SPA	KALEX	277.3	276.7	276.1	276.1	276.1	276.4	277.3
81 Jordi TORRES	SPA	KALEX	277.3	276.1	276.1	275.5	275.5	276.1	277.3
2 Soichiro MINAMIMOTO	JPN	KALEX	276.7	276.7	275.5	275.5	274.3	275.7	276.7
4 Sean Dylan KELLY	USA	KALEX	276.7	276.7	276.1	274.9	274.3	275.7	276.7
24 Marcos RAMIREZ	SPA	FORWARD	275.5	273.7	272.5	272.5	271.9	273.0	275.5
98 David SANCHIS	SPA	FORWARD	274.9	271.9	270.7	270.1	269.0	270.9	274.9
21 Alonso LOPEZ	SPA	BOSCOSCURO	272.5	271.9	271.3	270.7	270.7	271.2	272.5

These data/results cannot be reproduced, stored and/or transmitted in whole or in part by any manner of electronic, mechanical, photocopying, recording, broadcasting or otherwise now known or herein after developed without the previous express consent by the copyright owner, except for reproduction in daily press and regular printed publications on sale to the public within 60 days of the event related to those data/results and always provided that copyright symbol appears together as follows below.

© DORNA, 2023

Official MotoGP Timing by TISSOT  
www.motogp.com



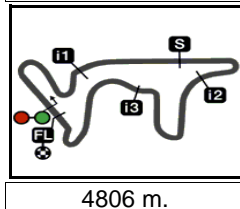
Termas de Río Hondo, Friday, March 31, 2023

GRAN PREMIO MICHELIN® DE LA REPÚBLICA ARGENTINA

Practice Nr. 1

Chronological Analysis of Performances

5



\* Lap / Sector time cancelled      T1 Time from finish line to 1st intermediate      T3 Time from 2nd intermed. to 3rd intermed.  
 P Crossing the finish line in pit lane      T2 Time from 1st intermed. to 2nd intermed.      T4 Time from 3rd intermediate to finish line

Lap	Lap Time	T1	T2	T3	T4	Speed	Lap	Lap Time	T1	T2	T3	T4	Speed
<b>1st 18 Manuel GONZALEZ</b> Correos Prepaq Yam SPA Runs=2 Total laps=12 Full laps=9 Valid laps=9							<b>4th 12 Filip SALAC</b> QJMOTOR Gresini M CZE Runs=2 Total laps=11 Full laps=9 Valid laps=9						
1	1'33.316	37.061	30.235	32.690	31.371	265.6	1	17'34.859 P	35.061	30.069	33.509	30.286	263.3
2	<b>2'05.439</b>	34.422	29.049	32.190	29.778	269.6	2	6'51.441	31.385	26.775	27.732	25.757	274.9
3	<u>2'03.492</u> P	33.913	29.068	31.976	<u>28.535</u>	270.7	3	<b>1'46.225</b>	29.320	25.693	26.241	24.971	278.6
4	11'16.688	31.330	27.203	27.943	25.750	271.9	4	<b>1'46.219</b>	28.992	25.432	26.374	25.421	<u>283.6</u>
5	<b>1'46.160</b>	29.289	25.568	26.427	24.876	276.7	5	<b>1'51.094</b>	28.349	26.082	30.918	25.745	277.3
6	<b>1'45.525</b>	28.868	25.721	26.118	24.818	276.1	6	<b>1'44.638</b>	28.309	25.349	26.095	24.885	283.0
7	<b>1'44.760</b>	28.493	25.403	26.007	24.857	<u>278.0</u>	7	<u>1'44.383</u>	28.211	<u>25.340</u>	25.992	<u>24.840</u>	278.6
8	<b>1'44.607</b>	28.364	<u>25.337</u>	26.113	24.793	278.0	8	<b>1'54.432</b>	33.283	28.711	26.871	25.567	278.0
9	<b>1'49.597</b>	28.572	27.008	28.004	26.013	275.5	9	<b>1'45.612</b>	28.378	25.394	26.213	25.627	281.1
10	<b>1'44.595</b>	28.366	25.379	26.080	24.770	277.3	10	<b>1'44.411</b>	<u>28.095</u>	25.492	<u>25.946</u>	24.878	276.1
11	<u>1'44.185</u>	<u>28.290</u>	25.355	<u>25.915</u>	<u>24.625</u>	277.3	11	<b>1'50.284</b>	28.162	26.235	29.472	26.415	278.0
12	<b>1'44.592</b>	28.442	25.407	26.049	24.694	275.5							
<b>2nd 35 Somkiat CHANTRA</b> IDEMITSU Honda Tea THA Runs=1 Total laps=14 Full laps=13 Valid laps=12							<b>5th 14 Tony ARBOLINO</b> Elf Marc VDS Racing ITA Runs=3 Total laps=17 Full laps=12 Valid laps=12						
1	18'14.979	36.509	29.107	29.520	27.374	269.0	1	3'24.448	34.513	29.893	31.127	28.893	263.9
2	<b>1'52.274</b>	33.240	26.263	27.279	25.492	276.7	2	<b>1'59.200</b>	33.282	28.310	29.505	28.103	269.0
3	<b>1'47.013</b>	29.799	25.464	26.451	25.299	278.0	3	<b>1'56.812</b>	32.393	27.474	28.968	27.977	271.9
4	<b>1'45.846</b>	29.070	25.514	26.423	24.839	279.2	4	<u>1'57.072</u> P	32.199	27.650	30.530	<u>26.693</u>	272.5
5	<b>1'44.974</b>	28.736	25.360	26.151	24.727	281.1	5	6'10.494	34.049	28.771	29.231	27.121	270.1
6	<b>1'44.927</b>	28.739	25.318	26.102	24.768	277.3	6	<b>1'50.458</b>	30.922	26.508	27.330	25.698	274.9
7	<b>1'44.809</b>	28.633	25.458	26.072	24.646	277.3	7	<b>1'47.849</b>	29.766	26.097	26.636	25.350	276.1
8	<b>1'44.990</b>	28.597	25.593	26.064	24.736	278.6	8	<b>1'46.606</b>	29.164	25.823	26.368	25.251	277.3
9	<b>1'48.010</b>	31.496	25.735	26.084	24.695	278.0	9	<b>1'46.249</b>	28.987	25.776	26.356	25.130	276.7
10	<b>1'44.589</b>	28.376	25.532	26.048	24.633	278.6	10	<b>1'46.527</b>	28.792	25.701	26.719	25.315	278.6
11	<b>1'44.308</b>	28.382	25.315	25.999	<u>24.612</u>	277.3	11	<b>1'45.746</b>	28.610	25.629	26.265	25.242	278.0
12	1'44.096 *	28.266	<u>25.135</u>	<u>25.870</u>	24.825*	282.3	12	<b>1'54.381</b>	32.563	29.507	26.957	25.354	248.7
13	<u>1'44.243</u>	<u>28.232</u>	25.224	26.140	24.647	<u>284.3</u>	13	<u>1'46.725</u> P	28.598	25.809	27.389	<u>24.929</u>	276.7
14	<b>1'44.729</b>	28.348	25.400	26.148	24.833	278.6	14	6'14.964	28.468	25.821	26.276	24.976	278.6
							15	<b>1'44.495</b>	28.326	25.429	25.961	24.779	281.1
							16	<b>1'44.396</b>	28.350	<u>25.301</u>	26.023	<u>24.722</u>	281.1
							17	<u>1'44.392</u>	<u>28.258</u>	25.384	<u>25.946</u>	24.804	<u>284.3</u>
<b>3rd 40 Aron CANET</b> Pons Wegow Los40 SPA Runs=2 Total laps=12 Full laps=10 Valid laps=8							<b>6th 37 Pedro ACOSTA</b> Red Bull KTM Ajo SPA Runs=2 Total laps=14 Full laps=11 Valid laps=11						
1	10'30.769 P	36.160	28.434	30.112	28.024	270.1	1	13'39.868	37.470	29.344	32.639	29.947	270.7
2	12'41.914	35.140	27.160	27.969	26.415	273.7	2	<b>2'01.843</b>	33.590	28.079	31.011	29.163	273.7
3	<b>1'50.420</b>	30.086	27.987	26.815	25.532	276.7	3	<u>1'59.696</u> P	33.308	28.307	30.775	<u>27.306</u>	276.1
4	<b>1'46.361</b>	29.043	25.669	26.595	25.054	276.7	4	5'56.174	35.817	26.942	27.746	25.915	278.6
5	<b>1'45.814</b>	28.796	25.512	26.508	24.998	<u>280.4</u>	5	<b>1'47.818</b>	30.266	25.749	26.558	25.245	279.8
6	1'45.204 *	28.623	25.510	26.144*	24.927*	278.0	6	<b>1'45.074</b>	28.903	25.334	26.154	<u>24.683</u>	<u>283.6</u>
7	<b>1'44.914</b>	28.495	<u>25.432</u>	26.136	24.851	278.6	7	<b>1'45.523</b>	28.539	25.923	26.167	24.894	283.0
8	<b>1'44.931</b>	28.591	25.480	26.025	24.835	278.0	8	<b>1'45.167</b>	28.607	25.503	26.224	24.833	283.6
9	<b>1'44.701</b>	28.366	25.518	25.990	24.827	278.0	9	<b>1'45.730</b>	28.773	25.671	26.266	25.020	283.0
10	<b>1'48.228</b>	28.501	28.241	26.691	24.795	270.1							
11	1'50.386 *	28.356	25.763	28.260*	28.007*	278.6							
12	<u>1'44.269</u>	<u>28.236</u>	25.534	<u>25.958</u>	<u>24.541</u>	278.0							

**Fastest Lap:** Manuel GONZALEZ Correos Prepaq Yam SPA **1'44.185** 28.290 25.355 25.915 24.625

These data/results cannot be reproduced, stored and/or transmitted in whole or in part by any manner of electronic, mechanical, photocopying, recording, broadcasting or otherwise now known or herein after developed without the previous express consent by the copyright owner, except for reproduction in daily press and regular printed publications on sale to the public within 60 days of the event related to those data/results and always provided that copyright symbol appears together as follows below.  
 © DORNA, 2023

## Practice Nr. 1

## Moto2

Lap	Lap Time	T1	T2	T3	T4	Speed	Lap	Lap Time	T1	T2	T3	T4	Speed			
10	<b>1'51.795</b>	34.592	25.789	26.427	24.987	282.3	<b>10th 71</b>	<b>Dennis FOGGIA</b>	Italtrans Racing Team ITA				Runs=2 Total laps=15 Full laps=12 Valid laps=12			
11	<b>1'46.459</b>	29.887	25.481	26.306	24.785	282.3			1	10'02.985	36.721	30.366		33.663	30.901	265.6
12	<b>1'44.870</b>	28.621	25.357	<b>26.049</b>	24.843	283.6			2	<b>2'05.984</b> P	35.402	29.084		32.207	<b>29.291</b>	<b>272.5</b>
13	<b>1'44.563</b>	28.436	25.304	26.104	24.719	283.0			3	<b>7'47.294</b>	34.098	27.731		29.363	27.570	276.7
14	<b>1'44.480</b>	<b>28.400</b>	<b>25.162</b>	26.077	24.841	283.6			4	<b>1'52.952</b>	31.465	26.600		28.234	26.653	278.6
<b>7th 96</b> <b>Jake DIXON</b> Solunion GASGAS As GBR									5	<b>1'50.717</b>	30.310	26.639		27.862	25.906	278.0
Runs=2 Total laps=14 Full laps=11 Valid laps=11									6	<b>1'48.143</b>	29.751	25.882		26.912	25.598	279.8
1	8'15.727	36.709	29.630	31.704	29.880	261.7			7	<b>1'47.267</b>	29.203	25.748		26.878	25.438	278.0
2	<b>1'59.506</b> P	33.401	27.605	29.724	<b>28.776</b>	<b>269.0</b>			8	<b>1'46.871</b>	29.028	25.806		26.690	25.347	278.6
3	11'20.152	33.625	27.220	28.074	26.747	270.1			9	<b>1'46.638</b>	28.963	25.713		26.512	25.450	279.2
4	<b>1'49.245</b>	30.276	26.171	27.203	25.595	278.0			10	<b>1'45.897</b>	28.666	25.615		26.438	25.178	280.4
5	<b>1'47.080</b>	29.429	25.767	26.466	25.418	276.7			11	<b>1'45.958</b>	28.739	25.452		26.662	25.105	281.1
6	<b>1'45.904</b>	28.757	25.585	26.348	25.214	278.0			12	<b>1'45.356</b>	28.587	25.466		26.271	25.032	<b>281.7</b>
7	<b>1'45.516</b>	28.814	25.508	26.219	24.975	276.7			13	<b>1'44.987</b>	<b>28.419</b>	25.416		<b>26.179</b>	24.973	281.7
8	<b>1'44.850</b>	28.446	25.438	26.088	24.878	278.0			14	<b>1'44.911</b>	28.441	<b>25.362</b>		26.179	<b>24.929</b>	280.4
9	<b>1'44.675</b>	28.390	25.354	26.067	24.864	<b>278.6</b>	15	<b>1'45.299</b>	28.451	25.481	26.350	25.017	279.8			
10	<b>1'50.342</b>	28.442	29.924	26.931	25.045	182.8	<b>11th 52</b> <b>Jeremy ALCOBA</b> QJMOTOR Gresini M SPA									
11	<b>1'44.827</b>	28.662	25.425	<b>25.924</b>	<b>24.816</b>	278.6	Runs=1 Total laps=10 Full laps=9 Valid laps=9									
12	<b>1'44.539</b>	28.349	<b>25.262</b>	26.026	24.902	278.6	1	24'19.030	35.103	29.305	31.459	28.510	266.7			
13	<b>1'44.494</b>	<b>28.276</b>	25.323	25.999	24.896	277.3	2	<b>1'52.243</b>	31.021	27.000	27.984	26.238	272.5			
14	<b>2'05.551</b>	29.581	31.830	36.897	27.243	219.0	3	<b>1'47.675</b>	29.257	26.030	26.686	25.702	274.9			
<b>8th 54</b> <b>Fermín ALDEGUER</b> Beta Tools SpeedUp SPA							4	<b>1'46.461</b>	28.870	25.783	26.529	25.279	276.7			
Runs=3 Total laps=13 Full laps=9 Valid laps=8							5	<b>1'50.160</b>	32.147	26.595	26.360	25.058	263.3			
1	10'25.844 P	43.665	31.404	32.809	<b>28.928</b>	<b>239.1</b>	6	<b>1'45.360</b>	28.697	25.455	26.240	<b>24.968</b>	<b>280.4</b>			
2	9'57.711	35.593	29.319	29.450	26.695	268.4	7	<b>1'53.188</b>	28.707	29.696	29.480	25.305	260.0			
3	<b>1'51.753</b>	30.251	26.256	27.557	27.689	276.1	8	<b>1'45.701</b>	28.526	25.629	26.298	25.248	278.0			
4	<b>1'46.522</b>	29.035	25.465	26.709	25.313	<b>284.9</b>	9	<b>1'44.985</b>	<b>28.441</b>	<b>25.428</b>	<b>26.131</b>	24.985	279.8			
5	1'53.443 P	34.261	27.704	26.728	<b>24.750</b>	<b>265.6</b>	10	<b>1'46.139</b>	28.446	25.674	26.351	25.668	275.5			
6	2'25.469	29.964	25.870	26.556	25.342	276.7	<b>12th 64</b> <b>Bo BENDSNEYDER</b> Pertamina Mandalika NED									
7	<b>1'45.402</b>	28.672	25.515	26.178	25.037	277.3	Runs=2 Total laps=14 Full laps=11 Valid laps=11									
8	1'45.227 *	28.450	25.685	26.101	<b>24.991*</b>	278.6	1	5'07.101	36.880	29.523	32.316	31.321	261.1			
9	<b>1'44.984</b>	28.469	25.460	26.085	24.970	278.0	2	<b>2'05.230</b>	34.479	28.615	31.065	31.071	267.3			
10	<b>1'50.610</b>	30.717	27.350	27.422	25.121	265.0	3	<b>2'02.744</b>	33.988	28.379	30.594	29.783	270.7			
11	<b>1'45.864</b>	<b>28.354</b>	25.989	26.516	25.005	279.2	4	<b>2'01.201</b>	32.939	28.433	30.592	29.237	269.6			
12	<b>1'44.530</b>	28.360	<b>25.398</b>	<b>26.018</b>	<b>24.754</b>	279.8	5	<b>2'07.975</b> P	36.124	30.046	31.487	<b>30.318</b>	<b>260.6</b>			
13	<b>1'45.806</b>	28.452	25.579	26.100	25.675	277.3	6	13'34.545	32.299	26.784	27.337	25.813	272.5			
<b>9th 22</b> <b>Sam LOWES</b> Elf Marc VDS Racing GBR							7	<b>1'47.604</b>	29.285	26.033	26.784	25.502	274.3			
Runs=1 Total laps=13 Full laps=12 Valid laps=11							8	<b>1'46.384</b>	28.805	25.756	26.542	25.281	276.1			
1	19'51.630	36.091	28.721	29.813	27.768	266.7	9	<b>1'46.429</b>	28.878	25.663	26.552	25.336	274.3			
2	<b>1'52.263</b>	31.666	26.867	27.800	25.930	274.3	10	<b>1'46.180</b>	28.820	25.777	26.505	25.078	275.5			
3	<b>1'48.234</b>	30.067	26.063	26.691	25.413	274.9	11	<b>1'45.959</b>	28.733	25.712	26.438	25.076	274.9			
4	<b>1'46.596</b>	29.108	25.807	26.442	25.239	276.1	12	<b>1'45.546</b>	28.563	25.619	26.247	25.117	<b>278.6</b>			
5	<b>1'46.387</b>	28.925	25.823	26.302	25.337	274.3	13	<b>1'50.824</b>	30.497	28.611	26.731	24.985	229.1			
6	<b>1'45.866</b>	28.860	25.811	26.255	24.940	276.1	14	<b>1'45.027</b>	<b>28.462</b>	<b>25.472</b>	<b>26.179</b>	<b>24.914</b>	275.5			
7	<b>1'45.267</b>	28.623	25.693	26.102	24.849	277.3	<b>13th 21</b> <b>Alonso LOPEZ</b> Beta Tools SpeedUp SPA									
8	<b>1'53.904</b>	31.312	31.224	26.304	25.064	191.5	Runs=3 Total laps=16 Full laps=11 Valid laps=9									
9	<b>1'44.957</b>	28.462	25.444	26.024	25.027	278.6	1	3'32.828 *	37.199	30.760	33.015*	31.371*	249.2			
10	1'44.922 *	28.475	<b>25.386</b>	26.144*	<b>24.917*</b>	<b>279.2</b>	2	<b>2'05.293</b>	34.548	29.465	31.541	29.739	263.3			
11	<b>1'47.945</b>	<b>28.302</b>	28.075	26.540	25.028	278.0	3	<b>2'01.192</b>	33.700	28.506	30.286	28.700	265.6			
12	<b>1'44.663</b>	28.306	25.477	26.056	24.824	276.1	4	<b>1'58.815</b>	32.670	28.242	29.625	28.278	265.0			
13	<b>1'44.643</b>	28.399	25.429	<b>25.995</b>	<b>24.820</b>	276.1	5	2'00.622 P	32.865	28.821	29.920	<b>29.016</b>	<b>270.7</b>			
							6	8'33.071	37.690	27.800	28.423	26.665	268.4			

**Fastest Lap:** Manuel GONZALEZ Correos Prepaq Yam SPA **1'44.185** 28.290 25.355 25.915 24.625

These data/results cannot be reproduced, stored and/or transmitted in whole or in part by any manner of electronic, mechanical, photocopying, recording, broadcasting or otherwise now known or herein after developed without the previous express consent by the copyright owner, except for reproduction in daily press and regular printed publications on sale to the public within 60 days of the event related to those data/results and always provided that copyright symbol appears together as follows below.  
© DORNA, 2023

Official MotoGP Timing by TISSOT  
www.motogp.com

Termas de Río Hondo, Friday, March 31, 2023 Page 2 of 5



# Practice Nr. 1

# Moto2

Lap	Lap Time	T1	T2	T3	T4	Speed	Lap	Lap Time	T1	T2	T3	T4	Speed
7	<b>1'49.884</b>	30.338	26.513	27.146	25.887	267.8	13	<b>1'45.522</b>	28.609	<b>25.683</b>	<b>26.184</b>	<b>25.046</b>	276.1
8	<b>1'48.012</b>	29.617	26.175	26.721	25.499	269.0	14	<b>1'46.397</b>	28.714	25.951	26.447	25.285	274.9
9	1'49.067 *	29.298	26.090	26.995*	26.684*	269.6	<b>17th 11 Sergio GARCIA</b> Pons Wegow Los40 SPA						
10	<b>1'47.110</b>	29.090	25.928	26.690	25.402	270.7	Runs=2 Total laps=17 Full laps=14 Valid laps=13						
11	<b>1'46.830</b>	29.030	25.856	26.546	25.398	<b>272.5</b>	1	3'38.745	38.882	31.706	34.177	30.834	262.2
12	1'50.940 P	31.010	26.496	27.986*	25.448	269.6	2	<b>2'04.038</b>	34.794	28.875	31.164	29.205	271.9
13	4'33.353	30.149	25.977	26.191	24.989	271.3	3	<b>2'01.500</b>	33.343	28.459	30.978	28.720	273.1
14	<b>1'45.447</b>	28.559	<b>25.638</b>	26.275	24.975	271.9	4	<b>2'00.560</b>	33.217	28.402	30.378	28.563	273.1
15	1'49.364 *	<b>28.533</b>	25.824	27.077*	27.930*	270.7	5	<b>1'59.677</b>	32.915	27.937	30.377	28.448	272.5
16	<b>1'45.190</b>	28.535	25.732	<b>26.022</b>	<b>24.901</b>	270.7	6	2'12.963 P	37.996	30.071	32.117	<b>32.779</b>	265.0
<b>14th 16 Joe ROBERTS</b> Italtrans Racing Team USA							7	9'00.672	33.860	27.536	28.874	26.808	271.9
Runs=3 Total laps=13 Full laps=8 Valid laps=8							8	<b>1'49.663</b>	29.902	26.157	27.597	26.007	274.9
1	9'51.493	44.616	30.683	32.625	31.233	266.1	9	<b>1'48.025</b>	29.191	25.935	27.049	25.850	274.3
2	2'03.791 P	34.228	28.865	30.882	29.816	260.0	10	<b>1'46.797</b>	28.820	26.080	26.585	25.312	275.5
3	7'59.565	35.954	27.715	29.045	27.349	272.5	11	<b>1'46.320</b>	28.755	25.755	26.631	25.179	276.1
4	<b>1'50.708</b>	31.748	26.336	26.899	25.725	276.7	12	<b>1'46.099</b>	28.627	25.636	26.473	25.363	277.3
5	<b>1'48.136</b>	30.398	25.908	26.529	25.301	278.0	13	1'47.036 *	28.720	25.606	27.100*	25.610*	276.1
6	<b>1'46.483</b>	29.349	25.672	26.384	25.078	278.0	14	<b>1'46.916</b>	29.517	<b>25.592</b>	26.641	25.166	276.7
7	<b>1'46.071</b>	28.921	25.599	26.367	25.184	277.3	15	<b>1'46.281</b>	28.598	25.628	26.691	25.364	278.0
8	<b>1'46.032</b>	28.944	25.593	26.398	25.097	277.3	16	<b>1'45.776</b>	28.498	25.592	26.543	25.143	276.7
9	1'51.319 P	28.883	25.692	30.895	25.849	277.3	17	<b>1'45.561</b>	<b>28.472</b>	25.630	<b>26.398</b>	<b>25.061</b>	<b>279.2</b>
10	5'10.891	31.016	25.901	26.477	25.243	275.5	<b>18th 84 Zonta VD GOORBE</b> Fieten Olie Racing GP NED						
11	<b>1'45.546</b>	28.603	25.700	<b>26.177</b>	25.066	276.1	Runs=1 Total laps=10 Full laps=9 Valid laps=9						
12	<b>1'45.709</b>	28.613	25.807	26.289	25.000	279.2	1	24'19.282	33.702	28.932	31.464	28.519	256.3
13	<b>1'45.313</b>	<b>28.591</b>	<b>25.574</b>	26.191	<b>24.957</b>	<b>279.8</b>	2	<b>1'52.580</b>	31.197	26.988	28.171	26.224	273.7
<b>15th 19 Lorenzo DALLA PO</b> Pertamina Mandalika ITA							3	<b>1'48.298</b>	29.496	26.119	27.175	25.508	279.8
Runs=1 Total laps=12 Full laps=11 Valid laps=11							4	<b>1'47.609</b>	29.139	25.975	26.985	25.510	279.2
1	21'32.760	35.595	29.755	30.703	27.282	250.2	5	<b>1'47.471</b>	29.075	26.152	26.887	25.357	279.8
2	<b>1'52.701</b>	31.672	26.763	28.322	25.944	274.9	6	<b>1'46.482</b>	28.832	25.848	26.585	25.217	279.8
3	<b>1'48.631</b>	29.726	25.915	27.438	25.552	278.6	7	<b>1'49.991</b>	28.809	25.800	29.688	25.694	278.6
4	<b>1'47.722</b>	29.469	25.851	26.913	25.489	278.0	8	<b>1'47.681</b>	28.865	25.708	26.868	26.240	278.0
5	<b>1'47.331</b>	29.220	25.722	27.004	25.385	279.2	9	<b>1'46.336</b>	28.746	25.785	26.578	25.227	<b>280.4</b>
6	<b>1'46.933</b>	29.080	25.729	26.826	25.298	278.6	10	<b>1'45.635</b>	<b>28.642</b>	<b>25.415</b>	<b>26.399</b>	<b>25.179</b>	280.4
7	<b>1'46.545</b>	28.924	25.569	26.889	25.163	281.7	<b>19th 4 Sean Dylan KELLY</b> American Racing USA						
8	<b>1'46.325</b>	28.779	25.612	26.685	25.249	279.2	Runs=2 Total laps=14 Full laps=11 Valid laps=11						
9	<b>1'46.077</b>	28.841	25.681	26.560	24.995	279.2	1	9'36.897	38.785	30.062	32.548	30.630	258.4
10	<b>1'45.968</b>	28.591	25.544	26.530	25.303	281.1	2	<b>2'03.942</b>	33.689	28.789	31.334	30.130	267.8
11	<b>1'47.285</b>	28.673	26.090	27.435	25.087	<b>283.6</b>	3	<b>2'02.355</b>	33.153	28.648	31.187	29.367	268.4
12	<b>1'45.385</b>	<b>28.535</b>	<b>25.416</b>	<b>26.480</b>	<b>24.954</b>	281.1	4	<b>2'01.673</b>	33.021	28.269	31.019	29.364	270.7
<b>16th 75 Albert ARENAS</b> Red Bull KTM Ajo SPA							5	2'04.694 P	33.322	29.094	32.201	<b>30.077</b>	266.7
Runs=2 Total laps=14 Full laps=11 Valid laps=11							6	8'57.815	33.888	27.024	28.907	26.719	270.7
1	13'39.326	40.376	31.028	32.226	30.039	263.9	7	<b>1'49.925</b>	29.929	26.321	27.566	26.109	273.7
2	<b>2'01.598</b>	33.890	28.572	30.339	28.797	266.7	8	<b>1'48.270</b>	29.297	26.076	27.162	25.735	273.7
3	<b>1'58.496</b>	32.667	27.726	30.079	28.024	270.1	9	<b>1'47.491</b>	28.906	25.939	27.023	25.623	274.3
4	1'59.034 P	31.990	28.014	30.589	28.441	269.0	10	<b>1'46.855</b>	28.824	25.817	26.679	25.535	274.9
5	6'06.374	31.749	26.911	27.963	26.472	271.3	11	<b>1'50.370</b>	28.922	26.018	29.027	26.403	<b>276.7</b>
6	<b>1'48.719</b>	29.937	26.363	26.972	25.447	274.3	12	<b>1'46.383</b>	28.696	25.795	26.508	25.384	276.7
7	<b>1'46.690</b>	28.990	25.931	26.502	25.267	275.5	13	<b>1'52.759</b>	31.073	27.537	28.499	25.650	241.9
8	<b>1'47.014</b>	29.128	26.034	26.459	25.393	276.7	14	<b>1'45.713</b>	<b>28.587</b>	<b>25.634</b>	<b>26.292</b>	<b>25.200</b>	276.1
9	<b>1'45.940</b>	28.571	25.732	26.405	25.232	<b>278.6</b>	<b>20th 13 Celestino VIETTI</b> Fantic Racing ITA						
10	<b>1'45.953</b>	28.716	25.804	26.320	25.113	276.1	Runs=2 Total laps=16 Full laps=13 Valid laps=12						
11	<b>1'46.268</b>	28.689	25.739	26.578	25.262	276.1	1	3'35.451	40.881	30.366	36.012	31.565	266.7
12	<b>1'45.795</b>	<b>28.560</b>	25.811	26.323	25.101	276.7							

**Fastest Lap:** Manuel GONZALEZ Correos Prepaqo Yam SPA **1'44.185** 28.290 25.355 25.915 24.625

These data/results cannot be reproduced, stored and/or transmitted in whole or in part by any manner of electronic, mechanical, photocopying, recording, broadcasting or otherwise now known or herein after developed without the previous express consent by the copyright owner, except for reproduction in daily press and regular printed publications on sale to the public within 60 days of the event related to those data/results and always provided that copyright symbol appears together as follows below.  
© DORNA, 2023

Official MotoGP Timing by TISSOT  
www.motogp.com

Termas de Río Hondo, Friday, March 31, 2023 Page 3 of 5



## Practice Nr. 1

## Moto2

Lap	Lap Time	T1	T2	T3	T4	Speed	Lap	Lap Time	T1	T2	T3	T4	Speed
2	2'06.266	36.442	29.445	31.263	29.116	267.3	3	2'01.931	33.822	28.713	30.559	28.837	267.8
3	1'59.612	33.394	27.582	30.125	28.511	276.1	4	2'00.607	32.958	28.553	30.534	28.562	266.7
4	2'07.849 P	33.358	33.720	32.254	28.517	262.2	5	1'59.376 P	32.858	28.260	29.810	28.448	267.8
5	10'30.197	35.744	28.798	30.154	27.816	270.7	6	10'56.070	33.742	27.710	27.755	25.914	270.1
6	1'53.114	31.608	26.835	28.237	26.434	278.6	7	1'47.766	29.730	25.980	26.767	25.289	277.3
7	1'52.101	30.320	26.666	29.422	25.693	277.3	8	1'46.856	29.095	25.854	26.667	25.240	275.5
8	1'48.145	29.605	25.958	27.016	25.566	281.1	9	1'47.185	28.988	25.948	26.707	25.542	276.1
9	1'47.042	29.234	25.671	26.796	25.341	281.7	10	1'46.431	29.047	25.879	26.486	25.019	279.8
10	1'46.904	29.123	25.634	26.697	25.450	280.4	11	1'46.016	28.777	25.980	26.260	24.999	274.9
11	1'47.642 *	29.166	26.005	26.865	25.606*	281.7	12	1'49.645 P	28.959	28.331	26.988	25.367	273.7
12	1'46.828	28.951	25.653	26.843	25.381	280.4	13	2'57.313 *	29.595	26.319	26.700	25.202*	273.7
13	1'45.831	28.587	25.469	26.662	25.113	280.4	14	1'46.087	28.893	25.825	26.401	24.968	274.9
14	1'46.081	28.674	25.732	26.508	25.167	280.4	15	1'45.920	28.658	25.933	26.354	24.975	273.7
15	1'45.971	28.706	25.543	26.517	25.205	279.2							
16	1'45.996	28.569	25.456	26.641	25.330	278.6							

**24th 24 Marcos RAMIREZ** Forward Team SPA  
Runs=3 Total laps=14 Full laps=9 Valid laps=9

**21st 15 Darryn BINDER** Liqui Moly Husqvarna RSA  
Runs=2 Total laps=16 Full laps=13 Valid laps=13

1	2'35.528	36.803	30.203	32.271	30.461	263.3
2	2'02.422	34.146	28.347	30.694	29.235	271.3
3	1'58.521	32.854	27.769	29.525	28.373	273.7
4	1'56.776	32.062	27.403	29.099	28.212	273.7
5	1'56.636 P	32.138	27.566	29.627	27.305	276.7
6	11'43.759	35.665	29.342	28.751	26.739	266.7
7	1'49.925	30.457	26.145	27.545	25.778	281.7
8	1'48.625	29.787	26.116	27.151	25.571	279.8
9	1'47.322	29.308	25.652	26.951	25.411	281.7
10	1'47.096	29.171	25.623	26.764	25.538	282.3
11	1'46.888	29.128	25.509	26.773	25.478	283.6
12	1'46.441	28.970	25.579	26.640	25.252	279.2
13	1'46.258	28.984	25.542	26.583	25.149	278.6
14	1'46.214	28.796	25.783	26.436	25.199	279.2
15	1'47.569	30.304	25.556	26.603	25.106	281.7
16	1'45.869	28.671	25.436	26.473	25.289	281.7

1	5'42.867	46.685	33.797	36.849	31.917	225.0
2	2'05.329 P	36.216	28.977	31.782	28.354	266.1
3	9'18.442	39.475	28.994	30.775	28.701	248.7
4	1'55.352	33.798	26.925	28.278	26.351	271.3
5	1'50.869	31.509	26.322	27.409	25.629	272.5
6	1'48.997	30.488	26.193	26.937	25.379	272.5
7	1'48.120	30.013	25.947	26.991	25.169	271.9
8	1'47.511	29.461	25.922	26.758	25.370	271.3
9	1'46.485 P	29.361	25.892	26.612	24.620	271.9
10	5'32.952	29.999	27.583	27.057	27.395	244.8
11	1'48.281	29.253	25.890	26.792	26.346	271.3
12	1'46.719	28.941	25.830	26.670	25.278	273.7
13	1'49.965	28.887	28.961	26.798	25.319	268.4
14	1'46.387	28.732	25.866	26.566	25.223	275.5

**25th 81 Jordi TORRES** Solunion GASGAS As SPA  
Runs=2 Total laps=16 Full laps=13 Valid laps=13

**22nd 7 Barry BALTUS** Fieten Olie Racing GP BEL  
Runs=2 Total laps=14 Full laps=11 Valid laps=9

1	11'32.752	36.239	29.750	33.076	30.624	264.4
2	2'02.808 P	34.129	29.216	31.169	28.294	263.3
3	6'44.289	33.716	27.846	28.826	27.232	270.1
4	1'52.858	31.305	26.767	28.304	26.482	278.0
5	1'49.367	30.240	26.222	27.649	25.256	273.1
6	1'49.164 *	29.620	25.904	28.124	25.516*	274.3
7	1'47.549 *	29.419	25.740	26.898	25.492*	274.3
8	1'47.505	29.281	25.690	26.988	25.546	276.1
9	1'48.093	29.183	26.665	26.711	25.534	274.3
10	1'46.840	28.975	25.646	26.869	25.350	281.1
11	1'45.910	28.673	25.502	26.595	25.140	279.8
12	1'46.034	28.616	25.827	26.440	25.151	278.0
13	1'46.025	28.711	25.580	26.530	25.204	276.1
14	1'46.176	28.587	25.491	26.619	25.479	280.4

1	5'07.791	43.128	30.992	31.982	30.994	245.7
2	2'04.281	34.434	29.161	30.478	30.208	265.0
3	2'02.137	33.783	28.265	30.333	29.756	269.6
4	2'00.529	32.927	28.336	30.119	29.147	270.1
5	1'59.697	33.058	28.385	29.757	28.497	266.7
6	1'58.269	32.488	27.968	29.472	28.341	270.1
7	1'58.376	32.451	28.038	29.436	28.451	269.6
8	2'00.354 P	32.331	28.062	30.976	28.985	269.6
9	8'56.945	37.019	26.765	27.838	26.274	274.3
10	1'49.055	29.725	26.308	26.936	26.086	274.3
11	1'47.632	29.300	26.008	26.603	25.721	276.1
12	1'46.775	28.912	25.978	26.290	25.595	276.1
13	1'46.652	29.020	25.809	26.222	25.601	275.5
14	1'54.177	31.168	31.316	26.365	25.328	257.4
15	1'46.603	29.139	25.823	26.191	25.450	277.3
16	1'46.469	28.918	25.797	26.385	25.369	275.5

**26th 72 Borja GOMEZ** Fantic Racing SPA  
Runs=2 Total laps=16 Full laps=13 Valid laps=13

**23rd 33 Rory SKINNER** American Racing GBR  
Runs=3 Total laps=15 Full laps=10 Valid laps=10

1	5'23.333	38.833	31.964	34.071	32.520	247.7
2	2'04.810	35.021	29.424	30.825	29.540	265.0

1	3'34.020	40.473	30.952	34.013	31.759	259.0
2	2'05.995	34.925	29.077	31.758	30.235	269.6
3	2'02.320	33.527	28.474	31.146	29.173	272.5
4	2'02.186	32.698	29.543	30.800	29.145	262.8

**Fastest Lap:** Manuel GONZALEZ Correos Prepaq Yam SPA **1'44.185** 28.290 25.355 25.915 24.625

These data/results cannot be reproduced, stored and/or transmitted in whole or in part by any manner of electronic, mechanical, photocopying, recording, broadcasting or otherwise now known or herein after developed without the previous express consent by the copyright owner, except for reproduction in daily press and regular printed publications on sale to the public within 60 days of the event related to those data/results and always provided that copyright symbol appears together as follows below.  
© DORNA, 2023

## Practice Nr. 1

Moto2

Lap	Lap Time	T1	T2	T3	T4	Speed	Lap	Lap Time	T1	T2	T3	T4	Speed
5	<b>1'59.715</b>	32.588	28.046	30.259	28.822	273.1							
6	<b>1'59.319</b>	32.494	27.819	30.166	28.840	273.1							
7	<u>2'04.916</u> P	33.425	29.047	31.959	30.485	268.4							
8	<u>10'11.537</u>	35.017	27.807	28.273	27.442	272.5							
9	<b>1'49.870</b>	30.090	26.368	27.379	26.033	275.5							
10	<b>1'48.423</b>	29.439	26.115	27.067	25.802	276.1							
11	<b>1'47.461</b>	29.060	26.001	26.797	25.603	276.7							
12	<b>1'47.096</b>	28.983	25.785	26.855	25.473	276.1							
13	<b>1'46.689</b>	28.862	25.762	<u>26.670</u>	25.395	276.1							
14	<u>1'46.532</u>	<u>28.757</u>	25.735	26.715	<u>25.325</u>	276.1							
15	<b>1'46.816</b>	28.765	25.751	26.688	25.612	<u>277.3</u>							
16	<b>1'46.924</b>	28.877	<u>25.683</u>	26.747	25.617	276.1							

**27th 79 Ai OGURA** IDEMITSU Honda Tea JPN  
 Runs=1 Total laps=7 Full laps=5 Valid laps=5

1	<u>25'01.720</u>	41.942	30.272	30.990	28.258	258.4							
2	<b>1'55.290</b>	32.844	27.513	28.454	26.479	272.5							
3	<b>1'49.719</b>	30.141	26.521	27.453	25.604	277.3							
4	<b>1'48.188</b>	29.374	26.089	27.033	25.692	278.6							
5	<b>1'48.554</b>	29.383	25.971	27.564	25.636	278.0							
6	<u>1'47.399</u>	<u>29.185</u>	<u>25.799</u>	<u>26.846</u>	<u>25.569</u>	<u>279.2</u>							
7	<u>2'10.110</u> P	30.757	37.058	28.940	33.355	121.2							

**28th 98 David SANCHIS** Forward Team SPA  
 Runs=2 Total laps=13 Full laps=9 Valid laps=9

1	<u>8'25.005</u>	39.477	33.309	35.790	32.471	216.8							
2	<b>2'09.072</b>	35.869	30.098	32.426	30.679	259.0							
3	<u>2'06.833</u> P	34.632	29.446	31.725	<u>31.030</u>	<u>263.3</u>							
4	<u>11'02.366</u>	37.695	28.985	29.069	27.288	262.2							
5	<b>1'52.750</b>	30.671	27.364	28.079	26.636	268.4							
6	<b>1'50.502</b>	29.828	26.752	27.724	26.198	269.0							
7	<b>1'49.408</b>	29.510	<u>26.291</u>	27.421	26.186	271.9							
8	<b>1'49.496</b>	29.450	26.524	27.403	26.119	<u>274.9</u>							
9	<b>1'48.954</b>	<u>29.281</u>	26.542	27.319	25.812	269.0							
10	<b>1'48.908</b>	29.392	26.349	27.259	25.908	270.1							
11	<u>1'48.410</u>	29.346	26.302	<u>26.963</u>	<u>25.799</u>	270.7							
12	<b>2'02.524</b>	31.983	34.128	30.553	25.860	226.2							
13	<u>1'52.766</u> P	29.789	26.696	28.134	28.147	267.8							

**29th 2 Soichiro MINAMIMO** Correos Prepaq Yam JPN  
 Runs=2 Total laps=15 Full laps=12 Valid laps=11

1	<u>3'32.270</u>	37.711	30.487	32.365	31.043	248.7							
2	<b>2'04.880</b>	34.428	29.408	31.559	29.485	264.4							
3	<b>2'02.683</b>	33.536	28.878	31.038	29.231	267.3							
4	<b>2'01.839</b>	33.262	28.812	30.612	29.153	269.0							
5	<b>2'01.740</b>	33.360	28.873	30.650	28.857	268.4							
6	<b>2'01.191</b>	33.088	28.717	30.703	28.683	263.9							
7	<u>2'02.214</u> P	33.117	28.846	30.582	<u>29.669</u>	<u>267.8</u>							
8	<u>11'36.219</u>	36.194	28.116	29.195	27.076	268.4							
9	<b>1'52.290</b>	30.270	27.355	28.152	26.513	271.3							
10	<b>1'50.804</b>	29.817	26.642	27.897	26.448	275.5							
11	<b>1'49.739</b>	29.557	26.420	27.564	26.198	275.5							
12	<b>1'50.209</b>	29.711	26.694	27.634	26.170	274.3							
13	<u>1'48.915</u>	29.526	26.394	<u>27.258</u>	<u>25.737</u>	<u>276.7</u>							
14	<b>1'49.074</b>	<u>29.504</u>	<u>26.316</u>	27.314	25.940	276.7							
15	<u>1'56.583</u> *	29.623	26.652	31.128*	29.180*	273.1							

**Fastest Lap:** Manuel GONZALEZ Correos Prepaq Yam SPA **1'44.185** 28.290 25.355 25.915 24.625

These data/results cannot be reproduced, stored and/or transmitted in whole or in part by any manner of electronic, mechanical, photocopying, recording, broadcasting or otherwise now known or herein after developed without the previous express consent by the copyright owner, except for reproduction in daily press and regular printed publications on sale to the public within 60 days of the event related to those data/results and always provided that copyright symbol appears together as follows below.  
 © DORNA, 2023

Official MotoGP Timing by TISSOT  
 www.motogp.com

Termas de Río Hondo, Friday, March 31, 2023 Page 5 of 5

*moto2*





4806 m.

# GRAN PREMIO MICHELIN® DE LA REPÚBLICA ARGENTINA

## Practice Nr. 1

### Best Partial Times

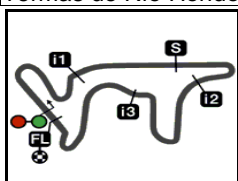
*IT* Ideal Lap Time, sum of the best partial times

*BT* Best Lap Time

T1		T2		T3		T4				IT	BT	
Pos	Rider	Time	Rider	Time	Rider	Time	Rider	Time	Pos	Rider	IT	BT
1	F.SALAC	28.095	S.CHANTRA	25.135	S.CHANTRA	25.870	A.CANET	24.541	1	S.CHANTRA	1'43.849	1'44.243 (2)
2	S.CHANTRA	<b>28.232</b>	P.ACOSTA	<b>25.162</b>	M.GONZALEZ	<b>25.915</b>	S.CHANTRA	<b>24.612</b>	2	M.GONZALEZ	1'44.167	1'44.185 (1)
3	A.CANET	28.236	J.DIXON	25.262	J.DIXON	25.924	M.GONZALEZ	24.625	2	A.CANET	1'44.167	1'44.269 (3)
4	T.ARBOLINO	<b>28.258</b>	T.ARBOLINO	<b>25.301</b>	F.SALAC	<b>25.946</b>	P.ACOSTA	<b>24.683</b>	4	F.SALAC	1'44.221	1'44.383 (4)
5	J.DIXON	28.276	M.GONZALEZ	25.337	T.ARBOLINO	25.946	T.ARBOLINO	24.722	5	T.ARBOLINO	1'44.227	1'44.392 (5)
6	M.GONZALEZ	<b>28.290</b>	F.SALAC	<b>25.340</b>	A.CANET	<b>25.958</b>	F.ALDEGUER	<b>24.754</b>	6	J.DIXON	1'44.278	1'44.494 (7)
7	S.LOWES	28.302	D.FOGGIA	25.362	S.LOWES	25.995	J.DIXON	24.816	7	P.ACOSTA	1'44.294	1'44.480 (6)
8	F.ALDEGUER	<b>28.354</b>	S.LOWES	<b>25.386</b>	F.ALDEGUER	<b>26.018</b>	S.LOWES	<b>24.820</b>	8	S.LOWES	1'44.503	1'44.643 (9)
9	P.ACOSTA	28.400	F.ALDEGUER	25.398	A.LOPEZ	26.022	F.SALAC	24.840	9	F.ALDEGUER	1'44.524	1'44.530 (8)
10	D.FOGGIA	<b>28.419</b>	Z.VD GOORBER	<b>25.415</b>	P.ACOSTA	<b>26.049</b>	A.LOPEZ	<b>24.901</b>	10	D.FOGGIA	1'44.889	1'44.911 (10)
11	J.ALCOBA	28.441	L.DALLA PORTA	25.416	J.ALCOBA	26.131	B.BENDSNEYDE	24.914	11	J.ALCOBA	1'44.968	1'44.985 (11)
12	B.BENDSNEYDE	<b>28.462</b>	J.ALCOBA	<b>25.428</b>	J.ROBERTS	<b>26.177</b>	D.FOGGIA	<b>24.929</b>	12	B.BENDSNEYDE	1'45.027	1'45.027 (12)
13	S.GARCIA	28.472	A.CANET	25.432	B.BENDSNEYDE	26.179	L.DALLA PORTA	24.954	13	A.LOPEZ	1'45.094	1'45.190 (13)
14	A.LOPEZ	<b>28.533</b>	D.BINDER	<b>25.436</b>	D.FOGGIA	<b>26.179</b>	J.ROBERTS	<b>24.957</b>	14	J.ROBERTS	1'45.299	1'45.313 (14)
15	L.DALLA PORTA	28.535	C.VIETTI	25.456	A.ARENAS	26.184	R.SKINNER	24.968	15	L.DALLA PORTA	1'45.385	1'45.385 (15)
16	A.ARENAS	<b>28.560</b>	B.BENDSNEYDE	<b>25.472</b>	J.TORRES	<b>26.191</b>	J.ALCOBA	<b>24.968</b>	16	A.ARENAS	1'45.473	1'45.522 (16)
17	C.VIETTI	28.569	B.BALTUS	25.491	R.SKINNER	26.260	A.ARENAS	25.046	17	S.GARCIA	1'45.523	1'45.561 (17)
18	S.KELLY	<b>28.587</b>	J.ROBERTS	<b>25.574</b>	S.KELLY	<b>26.292</b>	S.GARCIA	<b>25.061</b>	18	Z.VD GOORBE	1'45.635	1'45.635 (18)
19	B.BALTUS	28.587	S.GARCIA	25.592	S.GARCIA	26.398	D.BINDER	25.106	19	C.VIETTI	1'45.646	1'45.831 (20)
20	J.ROBERTS	<b>28.591</b>	S.KELLY	<b>25.634</b>	Z.VD GOORBER	<b>26.399</b>	C.VIETTI	<b>25.113</b>	20	D.BINDER	1'45.649	1'45.869 (21)
21	Z.VD GOORBER	28.642	A.LOPEZ	25.638	D.BINDER	26.436	B.BALTUS	25.140	21	B.BALTUS	1'45.658	1'45.910 (22)
22	R.SKINNER	<b>28.658</b>	B.GOMEZ	<b>25.683</b>	B.BALTUS	<b>26.440</b>	M.RAMIREZ	<b>25.169</b>	22	R.SKINNER	1'45.711	1'45.920 (23)
23	D.BINDER	28.671	A.ARENAS	25.683	L.DALLA PORTA	26.480	Z.VD GOORBER	25.179	23	S.KELLY	1'45.713	1'45.713 (19)
24	M.RAMIREZ	<b>28.732</b>	J.TORRES	<b>25.797</b>	C.VIETTI	<b>26.508</b>	S.KELLY	<b>25.200</b>	24	J.TORRES	1'46.228	1'46.469 (25)

These data/results cannot be reproduced, stored and/or transmitted in whole or in part by any manner of electronic, mechanical, photocopying, recording, broadcasting or otherwise now known or herein after developed without the previous express consent by the copyright owner, except for reproduction in daily press and regular printed publications on sale to the public within 60 days of the event related to those data/results and always provided that copyright symbol appears together as follows below.  
© DORNA, 2023





4806 m.

# GRAN PREMIO MICHELIN® DE LA REPÚBLICA ARGENTINA

## Practice Nr. 1

### Best Partial Times

*IT* Ideal Lap Time, sum of the best partial times

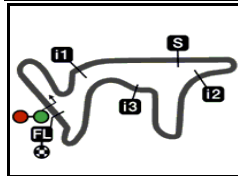
*BT* Best Lap Time

<b>T1</b>		<b>T2</b>		<b>T3</b>		<b>T4</b>						
<i>Pos</i>	<i>Rider</i>	<i>Time</i>	<i>Rider</i>	<i>Time</i>	<i>Rider</i>	<i>Time</i>	<i>Rider</i>	<i>Time</i>	<i>Pos</i>	<i>Rider</i>	<i>IT</i>	<i>BT</i>
25	B.GOMEZ	28.757	A.OGURA	25.799	M.RAMIREZ	26.566	B.GOMEZ	25.325	25	<b>M.RAMIREZ</b>	1'46.297	1'46.387 (24)
26	<b>J.TORRES</b>	<b>28.912</b>	<b>R.SKINNER</b>	<b>25.825</b>	<b>B.GOMEZ</b>	<b>26.670</b>	<b>J.TORRES</b>	<b>25.328</b>	26	<b>B.GOMEZ</b>	1'46.435	1'46.532 (26)
27	A.OGURA	29.185	M.RAMIREZ	25.830	A.OGURA	26.846	A.OGURA	25.569	27	<b>A.OGURA</b>	1'47.399	1'47.399 (27)
28	<b>D.SANCHIS</b>	<b>29.281</b>	<b>D.SANCHIS</b>	<b>26.291</b>	<b>D.SANCHIS</b>	<b>26.963</b>	<b>S.MINAMIMOTO</b>	<b>25.737</b>	28	<b>D.SANCHIS</b>	1'48.334	1'48.410 (28)
29	S.MINAMIMOTO	29.504	S.MINAMIMOTO	26.316	S.MINAMIMOTO	27.258	D.SANCHIS	25.799	29	<b>S.MINAMIMOT</b>	1'48.815	1'48.915 (29)

These data/results cannot be reproduced, stored and/or transmitted in whole or in part by any manner of electronic, mechanical, photocopying, recording, broadcasting or otherwise now known or herein after developed without the previous express consent by the copyright owner, except for reproduction in daily press and regular printed publications on sale to the public within 60 days of the event related to those data/results and always provided that copyright symbol appears together as follows below.  
© DORNA, 2023

Official MotoGP Timing by **TISSOT**  
www.motogp.com





4806 m.

# GRAN PREMIO MICHELIN® DE LA REPÚBLICA ARGENTINA

## Practice Nr. 1

### Fastest Laps Sequence

Practice Time	 Rider	Nation	Motorcycle	Time	Km/h	Rider's Lap
4'37.950	15 Darryn BINDER	RSA	KALEX	2'02.422	141.3	2
5'23.648	14 Tony ARBOLINO	ITA	KALEX	1'59.200	145.1	2
6'36.471	15 Darryn BINDER	RSA	KALEX	1'58.521	145.9	3
7'20.460	14 Tony ARBOLINO	ITA	KALEX	1'56.812	148.1	3
8'33.247	15 Darryn BINDER	RSA	KALEX	1'56.776	148.1	4
17'18.484	14 Tony ARBOLINO	ITA	KALEX	1'50.458	156.6	6
19'06.333	14 Tony ARBOLINO	ITA	KALEX	1'47.849	160.4	7
20'52.939	14 Tony ARBOLINO	ITA	KALEX	1'46.606	162.2	8
22'39.188	14 Tony ARBOLINO	ITA	KALEX	1'46.249	162.8	9
23'40.112	35 Somkiat CHANTRA	THA	KALEX	1'45.846	163.4	4
25'25.086	35 Somkiat CHANTRA	THA	KALEX	1'44.974	164.8	5
27'10.013	35 Somkiat CHANTRA	THA	KALEX	1'44.927	164.8	6
28'54.822	35 Somkiat CHANTRA	THA	KALEX	1'44.809	165.0	7
31'34.476	12 Filip SALAC	CZE	KALEX	1'44.638	165.3	6
33'18.859	12 Filip SALAC	CZE	KALEX	1'44.383	165.7	7
35'56.719	35 Somkiat CHANTRA	THA	KALEX	1'44.308	165.8	11
39'18.364	18 Manuel GONZALEZ	SPA	KALEX	1'44.185	166.0	11

These data/results cannot be reproduced, stored and/or transmitted in whole or in part by any manner of electronic, mechanical, photocopying, recording, broadcasting or otherwise now known or herein after developed without the previous express consent by the copyright owner, except for reproduction in daily press and regular printed publications on sale to the public within 60 days of the event related to those data/results and always provided that copyright symbol appears together as follows below.

© DORNA, 2023

Official MotoGP Timing by TISSOT  
www.motogp.com

Termas de Río Hondo, Friday, March 31, 2023

