

4554 m.

**OR THAILAND GRAND PRIX**  
**Practice Nr. 3**  
**Classification**

**10**

	Rider	Nation	Team	Motorcycle	Time	Lap Total	Gap	Top Speed
1	37 <b>Pedro ACOSTA</b>	SPA	Red Bull KTM Ajo	KALEX	<b>1'35.297</b>	10 13		<b>278.3</b>
2	54 <b>Fermín ALDEGUER</b>	SPA	Beta Tools SpeedUp	BOSCOSCURO	<b>1'35.793</b>	11 14	0.496 0.496	<b>276.2</b>
3	11 <b>Sergio GARCIA</b>	SPA	Pons Wegow Los40	KALEX	<b>1'35.990</b>	13 14	0.693 0.197	<b>277.6</b>
4	24 <b>Marcos RAMIREZ</b>	SPA	OnlyFans American Racing	KALEX	<b>1'36.029</b>	11 14	0.732 0.039	<b>274.1</b>
5	96 <b>Jake DIXON</b>	GBR	Inde GASGAS Aspar Team	KALEX	<b>1'36.080</b>	13 13	0.783 0.051	<b>277.6</b>
6	75 <b>Albert ARENAS</b>	SPA	Red Bull KTM Ajo	KALEX	<b>1'36.095</b>	9 13	0.798 0.015	<b>275.5</b>
7	40 <b>Aron CANET</b>	SPA	Pons Wegow Los40	KALEX	<b>1'36.124</b>	12 12	0.827 0.029	<b>274.8</b>
8	13 <b>Celestino VIETTI</b>	ITA	Fantic Racing	KALEX	<b>1'36.167</b>	7 7	0.870 0.043	<b>274.1</b>
9	52 <b>Jeremy ALCOBA</b>	SPA	QJMOTOR Gresini Moto2	KALEX	<b>1'36.170</b>	15 15	0.873 0.003	<b>275.5</b>
10	21 <b>Alonso LOPEZ</b>	SPA	Beta Tools SpeedUp	BOSCOSCURO	<b>1'36.183</b>	12 15	0.886 0.013	<b>278.3</b>
11	71 <b>Dennis FOGGIA</b>	ITA	Italtrans Racing Team	KALEX	<b>1'36.185</b>	11 12	0.888 0.002	<b>276.9</b>
12	35 <b>Somkiat CHANTRA</b>	THA	IDEMITSU Honda Team Asia	KALEX	<b>1'36.204</b>	14 14	0.907 0.019	<b>276.2</b>
13	84 <b>Zonta VD GOORBERGH</b>	NED	Fieten Olie Racing GP	KALEX	<b>1'36.229</b>	12 15	0.932 0.025	<b>273.4</b>
14	16 <b>Joe ROBERTS</b>	USA	Italtrans Racing Team	KALEX	<b>1'36.233</b>	11 14	0.936 0.004	<b>272.0</b>
15	18 <b>Manuel GONZALEZ</b>	SPA	Correos Prepago Yamaha VR46 T	KALEX	<b>1'36.265</b>	11 13	0.968 0.032	<b>276.2</b>
16	79 <b>Ai OGURA</b>	JPN	IDEMITSU Honda Team Asia	KALEX	<b>1'36.278</b>	12 14	0.981 0.013	<b>274.1</b>
17	22 <b>Sam LOWES</b>	GBR	Elf Marc VDS Racing Team	KALEX	<b>1'36.382</b>	13 14	1.085 0.104	<b>272.0</b>
18	28 <b>Izan GUEVARA</b>	SPA	Inde GASGAS Aspar Team	KALEX	<b>1'36.428</b>	11 13	1.131 0.046	<b>279.0</b>
19	15 <b>Darryn BINDER</b>	RSA	Liqui Moly Husqvarna Intact GP	KALEX	<b>1'36.460</b>	10 14	1.163 0.032	<b>274.8</b>
20	12 <b>Filip SALAC</b>	CZE	QJMOTOR Gresini Moto2	KALEX	<b>1'36.465</b>	4 13	1.168 0.005	<b>274.8</b>
21	23 <b>Taiga HADA</b>	JPN	Pertamina Mandalika SAG Team	KALEX	<b>1'36.538</b>	10 13	1.241 0.073	<b>274.8</b>
22	3 <b>Lukas TULOVIC</b>	GER	Liqui Moly Husqvarna Intact GP	KALEX	<b>1'36.604</b>	10 13	1.307 0.066	<b>278.3</b>
23	17 <b>Alex ESCRIG</b>	SPA	Forward Team	FORWARD	<b>1'36.720</b>	9 12	1.423 0.116	<b>277.6</b>
24	64 <b>Bo BENDSNEYDER</b>	NED	Pertamina Mandalika SAG Team	KALEX	<b>1'36.774</b>	6 12	1.477 0.054	<b>274.1</b>
25	7 <b>Barry BALTUS</b>	BEL	Fieten Olie Racing GP	KALEX	<b>1'36.835</b>	11 14	1.538 0.061	<b>273.4</b>
26	14 <b>Tony ARBOLINO</b>	ITA	Elf Marc VDS Racing Team	KALEX	<b>1'36.882</b>	4 4	1.585 0.047	<b>273.4</b>
27	67 <b>Alberto SURRA</b>	ITA	Forward Team	FORWARD	<b>1'36.917</b>	10 13	1.620 0.035	<b>274.1</b>
28	33 <b>Rory SKINNER</b>	GBR	OnlyFans American Racing	KALEX	<b>1'37.130</b>	12 12	1.833 0.213	<b>272.0</b>
29	5 <b>Kohta NOZANE</b>	JPN	Correos Prepago Yamaha VR46 T	KALEX	<b>1'37.569</b>	12 13	2.272 0.439	<b>269.3</b>
30	9 <b>Mattia CASADEI</b>	ITA	Fantic Racing	KALEX	<b>1'38.052</b>	4 7	2.755 0.483	<b>272.7</b>

Practice condition: **Dry**  
Air: 30°  
Humidity: 69%  
Ground: 42°

<b>Fastest Lap:</b>	Lap: 10	<b>Pedro ACOSTA</b>	<b>1'35.297</b>	172 Km/h
<b>Best Race Lap:</b>	2019	<b>Luca MARINI</b>	<b>1'36.097</b>	170.6 Km/h
<b>All Time Lap Record:</b>	2023	<b>Pedro ACOSTA</b>	<b>1'35.297</b>	172.0 Km/h

The results are provisional until the end of the limit for protest and appeals.

Time limit for protest expires 60' after publication of the results - ..... Time: .....

These data/results cannot be reproduced, stored and/or transmitted in whole or in part by any manner of electronic, mechanical, photocopying, recording, broadcasting or otherwise now known or herein after developed without the previous express consent by the copyright owner, except for reproduction in daily press and regular printed publications on sale to the public within 60 days of the event related to those data/results and always provided that copyright symbol appears together as follows below.

© DORNA, 2023

Official MotoGP Timing by TISSOT  
www.motogp.com

**Buriram, Saturday, October 28, 2023**





Results and timing service provided by TISSOT

Moto2™

**OR THAILAND GRAND PRIX**  
**Practice Nr. 3**  
**Combined Practice Times**

**11**

	<i>Rider</i>	<i>Nation</i>	<i>Team</i>	<i>MOTORCYCLE</i>	<i>P1</i>	<i>P2</i>	<i>P3</i>	<i>Gap</i>				
1	37 <b>P.ACOSTA</b>	SPA	Red Bull KTM Ajo	KALEX	1'36.266	15	1'35.985	18	<b>1'35.297</b>	10		
2	54 <b>F.ALDEGUER</b>	SPA	Beta Tools SpeedUp	BOSCOSCURO	1'36.354	17	1'36.005	14	<b>1'35.793</b>	11	0.496	0.496
3	11 <b>S.GARCIA</b>	SPA	Pons Wegow Los40	KALEX	1'37.162	13	1'36.900	14	<b>1'35.990</b>	13	0.693	0.197
4	24 <b>M.RAMIREZ</b>	SPA	OnlyFans American Racing	KALEX	1'36.754	14	<b>1'35.999</b>	3	1'36.029	11	0.702	0.009
5	96 <b>J.DIXON</b>	GBR	Inde GASGAS Aspar Team	KALEX	1'36.669	5	1'36.283	13	<b>1'36.080</b>	13	0.783	0.081
6	75 <b>A.ARENAS</b>	SPA	Red Bull KTM Ajo	KALEX	1'36.703	14	1'36.735	16	<b>1'36.095</b>	9	0.798	0.015
7	40 <b>A.CANET</b>	SPA	Pons Wegow Los40	KALEX	1'36.604	12	1'36.240	11	<b>1'36.124</b>	12	0.827	0.029
8	13 <b>C.VIETTI</b>	ITA	Fantic Racing	KALEX	1'36.811	15	1'36.858	5	<b>1'36.167</b>	7	0.870	0.043
9	52 <b>J.ALCOBA</b>	SPA	QJMOTOR Gresini Moto2	KALEX	1'37.275	14	1'37.218	13	<b>1'36.170</b>	15	0.873	0.003
10	21 <b>A.LOPEZ</b>	SPA	Beta Tools SpeedUp	BOSCOSCURO	1'36.919	13	1'36.606	15	<b>1'36.183</b>	12	0.886	0.013
11	71 <b>D.FOGGIA</b>	ITA	Italtrans Racing Team	KALEX	1'36.423	15	1'36.652	16	<b>1'36.185</b>	11	0.888	0.002
12	35 <b>S.CHANTRA</b>	THA	IDEMITSU Honda Team Asia	KALEX	1'36.643	16	<b>1'36.194</b>	18	1'36.204	14	0.897	0.009
13	84 <b>Z.VD GOORBERG</b>	NED	Fieten Olie Racing GP	KALEX	1'37.192	18	1'36.748	13	<b>1'36.229</b>	12	0.932	0.035
14	16 <b>J.ROBERTS</b>	USA	Italtrans Racing Team	KALEX	1'36.851	11	1'36.929	8	<b>1'36.233</b>	11	0.936	0.004
15	18 <b>M.GONZALEZ</b>	SPA	Correos Prepago Yamaha VR46 Te	KALEX	1'36.702	14	1'36.354	17	<b>1'36.265</b>	11	0.968	0.032
16	79 <b>A.OGURA</b>	JPN	IDEMITSU Honda Team Asia	KALEX	1'36.564	15	1'36.312	17	<b>1'36.278</b>	12	0.981	0.013
17	22 <b>S.LOWES</b>	GBR	Elf Marc VDS Racing Team	KALEX	1'37.004	16	1'36.959	13	<b>1'36.382</b>	13	1.085	0.104
18	28 <b>I.GUEVARA</b>	SPA	Inde GASGAS Aspar Team	KALEX	1'36.833	13	1'37.088	17	<b>1'36.428</b>	11	1.131	0.046
19	15 <b>D.BINDER</b>	RSA	Liqui Moly Husqvarna Intact GP	KALEX	1'37.286	11	1'37.110	15	<b>1'36.460</b>	10	1.163	0.032
20	12 <b>F.SALAC</b>	CZE	QJMOTOR Gresini Moto2	KALEX	1'36.911	4	1'37.107	2	<b>1'36.465</b>	4	1.168	0.005
21	23 <b>T.HADA</b>	JPN	Pertamina Mandalika SAG Team	KALEX	1'37.207	15	1'37.437	4	<b>1'36.538</b>	10	1.241	0.073
22	14 <b>T.ARBOLINO</b>	ITA	Elf Marc VDS Racing Team	KALEX	1'36.600	15	<b>1'36.585</b>	16	1'36.882	4	1.288	0.047
23	3 <b>L.TULOVIC</b>	GER	Liqui Moly Husqvarna Intact GP	KALEX	1'37.305	19	1'37.617	10	<b>1'36.604</b>	10	1.307	0.019
24	17 <b>A.ESCRIG</b>	SPA	Forward Team	FORWARD	1'37.995	13	1'37.016	10	<b>1'36.720</b>	9	1.423	0.116
25	64 <b>B.BENDSNEYDE</b>	NED	Pertamina Mandalika SAG Team	KALEX	1'37.197	13	1'37.113	4	<b>1'36.774</b>	6	1.477	0.054
26	7 <b>B.BALTUS</b>	BEL	Fieten Olie Racing GP	KALEX	1'37.306	14	1'37.256	15	<b>1'36.835</b>	11	1.538	0.061
27	67 <b>A.SURRA</b>	ITA	Forward Team	FORWARD	1'37.958	13	1'37.493	13	<b>1'36.917</b>	10	1.620	0.082
28	33 <b>R.SKINNER</b>	GBR	OnlyFans American Racing	KALEX	1'37.673	15	1'37.517	19	<b>1'37.130</b>	12	1.833	0.213
29	5 <b>K.NOZANE</b>	JPN	Correos Prepago Yamaha VR46 Te	KALEX	1'38.771	17	<b>1'37.502</b>	16	1'37.569	12	2.205	0.372
30	9 <b>M.CASADEI</b>	ITA	Fantic Racing	KALEX	1'38.376	13	<b>1'37.629</b>	12	1'38.052	4	2.332	0.127

<b>Pole Position Record:</b>	2019	<b>Alex MARQUEZ</b>	<b>1'35.297</b>	172.0 Km/h
<b>Best Race Lap:</b>	2019	<b>Luca MARINI</b>	<b>1'36.097</b>	170.6 Km/h
<b>All Time Lap Record:</b>	2023	<b>Pedro ACOSTA</b>	<b>1'35.297</b>	172.0 Km/h

The results are provisional until the end of the limit for protest and appeals.

Time limit for protest expires 60' after publication of the results - ..... Time: .....

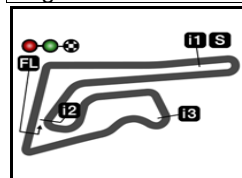
These data/results cannot be reproduced, stored and/or transmitted in whole or in part by any manner of electronic, mechanical, photocopying, recording, broadcasting or otherwise now known or herein after developed without the previous express consent by the copyright owner, except for reproduction in daily press and regular printed publications on sale to the public within 60 days of the event related to those data/results and always provided that copyright symbol appears together as follows below.

© DORNA, 2023

Official MotoGP Timing by TISSOT  
www.motogp.com

**Buriram, Saturday, October 28, 2023**





4554 m.

**OR THAILAND GRAND PRIX**  
**Practice Nr. 3**  
**Top Speed & Average**

**12**



Rider	Nation	Motorcycle	Top 5 speeds					Average	Top
28 Izan GUEVARA	SPA	KALEX	279.0	278.3	277.6	276.9	275.5	277.5	279.0
3 Lukas TULOVIC	GER	KALEX	278.3	278.3	276.2	276.2	275.5	276.7	278.3
21 Alonso LOPEZ	SPA	BOSCOSCURO	278.3	275.5	275.5	273.4	273.4	274.9	278.3
37 Pedro ACOSTA	SPA	KALEX	278.3	277.6	277.6	276.9	276.9	277.5	278.3
11 Sergio GARCIA	SPA	KALEX	277.6	274.8	273.4	272.7	272.7	274.2	277.6
17 Alex ESCRIG	SPA	FORWARD	277.6	276.9	276.2	275.5	274.8	276.2	277.6
96 Jake DIXON	GBR	KALEX	277.6	276.9	275.5	275.5	274.8	275.9	277.6
71 Dennis FOGGIA	ITA	KALEX	276.9	276.2	276.2	276.2	275.5	276.0	276.9
18 Manuel GONZALEZ	SPA	KALEX	276.2	275.5	274.8	273.4	272.7	274.2	276.2
35 Somkiat CHANTRA	THA	KALEX	276.2	276.2	273.4	273.4	273.4	274.5	276.2
54 Fermín ALDEGUER	SPA	BOSCOSCURO	276.2	276.2	275.5	274.8	274.1	274.9	276.2
52 Jeremy ALCOBA	SPA	KALEX	275.5	274.8	274.1	272.7	272.0	273.8	275.5
75 Albert ARENAS	SPA	KALEX	275.5	274.8	274.1	273.4	272.7	274.1	275.5
12 Filip SALAC	CZE	KALEX	274.8	274.1	273.4	273.4	272.7	273.5	274.8
15 Darryn BINDER	RSA	KALEX	274.8	274.8	274.1	274.1	274.1	274.3	274.8
23 Taiga HADA	JPN	KALEX	274.8	274.1	272.7	272.7	270.6	272.6	274.8
40 Aron CANET	SPA	KALEX	274.8	271.3	271.3	270.6	270.6	271.7	274.8
13 Celestino VIETTI	ITA	KALEX	274.1	273.4	273.4	272.0	272.0	273.0	274.1
24 Marcos RAMIREZ	SPA	KALEX	274.1	274.1	274.1	273.4	272.7	273.7	274.1
64 Bo BENDSNEYDER	NED	KALEX	274.1	272.7	272.0	272.0	270.6	272.3	274.1
67 Alberto SURRA	ITA	FORWARD	274.1	273.4	273.4	272.0	272.0	272.8	274.1
79 Ai OGURA	JPN	KALEX	274.1	274.1	273.4	273.4	273.4	273.6	274.1
7 Barry BALTUS	BEL	KALEX	273.4	272.7	272.0	270.6	270.0	271.0	273.4
14 Tony ARBOLINO	ITA	KALEX	273.4	273.4	272.0	270.0	267.9	271.3	273.4
84 Zonta VD GOORBERGH	NED	KALEX	273.4	272.7	272.7	272.7	272.0	272.4	273.4
9 Mattia CASADEI	ITA	KALEX	272.7	272.0	271.3	270.0	270.0	271.2	272.7
16 Joe ROBERTS	USA	KALEX	272.0	272.0	271.3	270.0	270.0	270.9	272.0
22 Sam LOWES	GBR	KALEX	272.0	272.0	271.3	270.6	270.6	271.3	272.0
33 Rory SKINNER	GBR	KALEX	272.0	270.6	270.6	270.0	270.0	270.5	272.0
5 Kohta NOZANE	JPN	KALEX	269.3	269.3	267.9	267.3	266.0	267.4	269.3

These data/results cannot be reproduced, stored and/or transmitted in whole or in part by any manner of electronic, mechanical, photocopying, recording, broadcasting or otherwise now known or herein after developed without the previous express consent by the copyright owner, except for reproduction in daily press and regular printed publications on sale to the public within 60 days of the event related to those data/results and always provided that copyright symbol appears together as follows below.

© DORNA, 2023

Official MotoGP Timing by TISSOT  
 www.motogp.com



Buriram, Saturday, October 28, 2023



**SIAM INTERNATIONAL CIRCUIT**  
**THAILAND GRAND PRIX**  
**Practice Nr. 3**  
**Chronological Analysis of Performances**

**13**

\* Lap / Sector time cancelled      **T1** Time from finish line to 1st intermediate      **T3** Time from 2nd intermed. to 3rd intermed.  
**P** Crossing the finish line in pit lane      **T2** Time from 1st intermed. to 2nd intermed.      **T4** Time from 3rd intermediate to finish line

Lap	Lap Time	T1	T2	T3	T4	Speed	Lap	Lap Time	T1	T2	T3	T4	Speed														
<b>1st 37 Pedro ACOSTA</b> Red Bull KTM Ajo SPA Runs=2 Total laps=13 Full laps=10 Valid laps=8							12	1'36.359	20.845	27.839	23.505	24.170	272.0	13	1'35.990	20.705	27.689	23.458	24.138	277.6	14	1'36.765	20.93*	27.812	23.665	24.357	271.3
1	3'07.691	17.225	28.729	24.106	24.251	270.6	4th	24 Marcos RAMIREZ	OnlyFans American R SPA	1	1'51.407	18.940	33.612	27.076	24.892	242.1											
2	1'36.675	20.914	27.903	23.768	24.090	274.8	2	1'37.885	21.159	28.286	24.034	24.406	270.6														
3	1'36.280	20.714	27.775*	23.689	24.102	276.2	3	1'36.867	20.917	28.040	23.827	24.083	271.3														
4	1'36.150	20.675	27.603	23.716	24.156	277.6	4	1'36.856	20.822	27.964*	23.852	24.218	272.0														
5	1'36.103	20.72*	27.541	23.714	24.123	276.2	5	1'36.687	20.809	27.887	23.745	24.246	274.1														
6	1'37.359	20.688	27.817	24.493	24.361	276.2	6	1'36.984	21.03*	27.982	23.800	24.166	270.0														
7	1'49.147	P 20.659	27.721	23.656	37.111	276.2	7	1'36.802	20.901	27.962	23.730	24.209	271.3														
8	9'26.172	17.121	28.465	24.297	25.008	273.4	8	1'59.068	P 20.790	27.988	28.896	41.394	274.1														
9	1'35.705	20.677	27.624	23.474	23.930	276.2	9	9'13.571	20.570	30.114	24.180	24.399	258.9														
10	1'35.297	20.524	27.453	23.454	23.866	276.9	10	1'36.207	20.843	27.829	23.532	24.003	271.3														
11	1'35.362	20.554	27.468	23.408	23.932	277.6	11	1'36.029	20.755	27.685	23.513	24.076	274.1														
12	1'38.473	20.552	27.543	24.668	25.710	276.9	12	1'50.684	22.644	28.419	29.129	30.492	248.8														
13	1'35.936	20.616	27.621	23.581	24.118	278.3	13	1'39.179	20.743	27.904	25.613	24.919	272.7														
<b>2nd 54 Fermín ALDEGUER</b> Beta Tools SpeedUp SPA Runs=2 Total laps=14 Full laps=11 Valid laps=8							14	1'36.128	20.680	27.718	23.563	24.167	273.4	5th	96 Jake DIXON	Inde GASGAS Aspar GBR	1	2'49.243	17.239	29.241	24.651	25.389	266.6				
1	1'54.365	17.545	29.700	24.395	24.671	266.6	2	1'39.071	20.733	28.715*	24.796	24.827	275.5														
2	1'37.198	20.863	27.960	24.017	24.358	273.4	3	1'41.590	20.721	28.000	25.442	27.427	274.8														
3	1'36.762	20.830	27.874	23.708	24.350	273.4	4	1'36.939	20.724	27.936	23.967	24.312	276.9														
4	1'38.066	20.762	28.036*	24.650	24.618	274.1	5	1'41.101	20.79*	29.894	25.486	24.927	274.1														
5	1'36.621	20.752	27.775	23.685	24.409	276.2	6	1'36.846	20.725	28.011	23.713	24.397	273.4														
6	1'37.316	20.76*	27.818	23.850	24.883	275.5	7	1'36.727	20.751	27.881	23.717	24.378	274.8														
7	1'36.435	20.743	27.933	23.621	24.138	274.1	8	1'36.741	20.752	27.849	23.675	24.465	274.1														
8	1'59.087	P 20.817	31.271*	27.627	39.372	272.7	9	1'54.316	P 20.776	27.868	27.662	38.010	272.0														
9	9'49.797	18.482	29.706	24.552	24.465	262.1	10	10'13.092	24.015	29.542	24.731	24.543	215.1														
10	1'37.991	20.790	27.691	24.171	25.339	274.1	11	1'40.371	20.790	31.313	23.984	24.284	274.1														
11	1'35.793	20.669	27.602	23.534	23.988	276.2	12	1'36.081	20.567	27.736	23.610	24.168	277.6														
12	1'35.808	20.653	27.626	23.383	24.146	274.1	13	1'36.080	20.515	27.679	23.665	24.221	275.5														
13	1'35.711	20.658	27.632	23.334	24.087*	274.8	6th	75 Albert ARENAS	Red Bull KTM Ajo SPA	1	1'46.962	18.349	30.286	24.701	24.731	243.2											
14	2'00.354	32.242	32.979	27.054	28.079	179.4	2	1'37.734	21.015	28.284	23.917	24.518	270.6														
<b>3rd 11 Sergio GARCIA</b> Pons Wegow Los40 SPA Runs=2 Total laps=14 Full laps=11 Valid laps=6							3	1'37.247	20.993	28.065	23.746	24.443	269.3														
1	3'08.119	25.464	29.301	24.361	25.324	248.8	4	1'37.267	20.960	28.119*	23.856	24.332	270.6														
2	1'37.631	20.954	28.208	24.217	24.252	273.4	5	1'36.557	20.804	27.947	23.662	24.144	272.0														
3	1'37.753	20.967	28.304*	24.014	24.468	272.7	6	1'37.064	20.78*	28.061	23.903	24.319	272.7														
4	1'38.157	20.914	28.011	24.706	24.526	272.0	7	1'53.038	P 20.887	28.036	23.999	40.116	270.0														
5	1'37.287	21.06*	28.057	23.843	24.319	270.6	9	7'53.481	21.254	30.353	23.868	24.530*	262.7														
6	1'42.761	20.945	28.003*	23.923	29.890	271.3	10	1'39.528	20.852	28.116*	23.709	26.851	272.7														
7	1'37.106	20.899	27.914	23.832	24.461	271.3	11	1'36.439	20.775	27.973	23.535	24.156	274.8														
8	1'51.062	P 20.910	28.065	23.877	38.210	271.3																					

**Fastest Lap:** Pedro ACOSTA Red Bull KTM Ajo SPA 1'35.297 20.524 27.453 23.454 23.866

These data/results cannot be reproduced, stored and/or transmitted in whole or in part by any manner of electronic, mechanical, photocopying, recording, broadcasting or otherwise now known or herein after developed without the previous express consent by the copyright owner, except for reproduction in daily press and regular printed publications on sale to the public within 60 days of the event related to those data/results and always provided that copyright symbol appears together as follows below.  
 © DORNA, 2023



# Practice Nr. 3

# Moto2

Lap	Lap Time	T1	T2	T3	T4	Speed	Lap	Lap Time	T1	T2	T3	T4	Speed
8	1'04.142	16.292	28.409	24.028	24.936	271.3	4	1'39.671 *	20.937	28.292*	25.651	24.791	272.7
9	<b>1'36.095</b>	20.703	<b>27.664</b>	23.551	24.177	274.8	5	1'36.906 *	20.925	27.795*	23.838	24.348	273.4
10	<b>1'36.244</b>	20.700	27.890	<b>23.516</b>	<b>24.138</b>	274.1	6	1'40.653 *	20.93*	28.100*	26.384	25.237	268.6
11	<b>1'36.439</b>	20.848	27.747	23.622	24.222	272.0	7	1'36.766 *	20.89*	27.673	23.786	24.410	273.4
12	<b>1'36.564</b>	20.757	27.751	23.631	24.425	273.4	8	1'40.859 *	20.888	27.790*	25.978	26.203	272.7
13	<b>1'36.766</b>	<b>20.641</b>	27.865	23.756	24.504	<b>275.5</b>	9	<b>1'37.031</b>	20.926	27.757	23.930	24.418	273.4

**7th 40 Aron CANET** Pons Wegow Los40 SPA  
 Runs=3 Total laps=12 Full laps=7 Valid laps=6

1	2'54.446	17.353	29.574	24.361	24.762	265.3
2	<b>1'37.821</b>	21.165	28.404	23.937	24.315	270.6
3	1'37.099 *	21.017	28.170*	23.692	24.220	270.6
4	<b>1'36.647</b>	20.844	27.930	23.619	24.254	<b>274.8</b>
5	1'56.224 P	22.70*	29.230	24.320	39.966	213.0
6	5'42.078	18.918	28.336	23.956	24.411	263.4
7	<b>1'37.380</b>	20.948	28.207	23.845	24.380	270.0
8	<b>1'36.959</b>	20.939	27.883	23.827	24.310	269.3
9	1'54.006 P	21.200	28.574	24.626	39.606	267.9
10	7'30.925	26.723	31.882	23.645	24.143	246.0
11	<b>1'36.229</b>	20.864	27.833	23.467	<b>24.065</b>	271.3
12	<b>1'36.124</b>	<b>20.731</b>	<b>27.795</b>	<b>23.453</b>	24.145	271.3

**8th 13 Celestino VIETTI** Fantic Racing ITA  
 Runs=2 Total laps=7 Full laps=4 Valid laps=5

1	1'54.659	17.847	29.528	24.453	24.618	250.0
2	1'37.332 *	20.975	28.158*	23.917	24.282	272.0
3	<b>1'36.785</b>	20.885	27.845	23.749	24.306	273.4
4	1'36.918 *	20.826	28.017*	23.756	24.319	273.4
5	<b>1'36.706</b>	20.832	27.915	23.720	24.239	272.0
unfinished	20.962	27.828				271.3
6	<b>1'36.973</b>	18.522	30.053	23.996	24.402	262.1
7	<b>1'36.167</b>	<b>20.667</b>	<b>27.800</b>	<b>23.655</b>	<b>24.045</b>	<b>274.1</b>

**9th 52 Jeremy ALCOBA** QJMOTOR Gresini M SPA  
 Runs=2 Total laps=15 Full laps=12 Valid laps=9

1	2'43.482	17.635	29.343	24.362	24.912	261.5
2	1'37.967 *	21.217	28.130*	24.041	24.579*	270.6
3	<b>1'37.707</b>	21.164	28.090	23.783	24.670	270.0
4	<b>1'36.865</b>	20.931	27.880	23.763	24.291	272.7
5	1'37.134 *	20.94*	28.000	23.779	24.406	271.3
6	<b>1'37.034</b>	20.946	27.976	23.758	24.354	271.3
7	<b>1'37.114</b>	20.954	28.003	23.801	24.356	270.6
8	<b>1'37.052</b>	21.020	27.954	23.717	24.361	270.6
9	<b>1'36.963</b>	20.921	27.831	23.867	24.344	271.3
10	1'53.310 P	21.955	28.974	24.575	37.806	260.8
11	6'28.288	16.989	28.964	24.602	25.814	269.3
12	<b>1'38.611</b>	20.855	29.454	23.825	24.477	<b>275.5</b>
13	<b>1'36.373</b>	20.852	27.766	23.606	<b>24.149</b>	274.1
14	1'38.626 *	20.97*	28.810	24.285	24.560	272.0
15	<b>1'36.170</b>	<b>20.699</b>	<b>27.736</b>	<b>23.531</b>	24.204	274.8

**10th 21 Alonso LOPEZ** Beta Tools SpeedUp SPA  
 Runs=2 Total laps=15 Full laps=12 Valid laps=5

1	1'43.797	17.819	29.184	24.644	24.725	264.0
2	<b>1'37.328</b>	20.965	27.893	23.907	24.563	272.0
3	<b>1'37.037</b>	20.947	27.788	23.912	24.390	272.0

**11th 71 Dennis FOGGIA** Italtrans Racing Team ITA  
 Runs=2 Total laps=12 Full laps=9 Valid laps=8

1	2'08.337	16.803	28.718	24.385	24.745	270.0
2	<b>1'37.453</b>	20.839	28.213	23.898	24.503	274.8
3	<b>1'37.231</b>	20.883	27.999	23.916	24.433	275.5
4	<b>1'36.847</b>	20.813	27.913	23.776	24.345	276.2
5	<b>1'36.667</b>	20.738	27.851	23.739	24.339	275.5
6	1'37.426 *	20.93*	28.021	23.990	24.481	274.8
7	1'53.940 P	20.820	30.938	24.809	37.373	274.8
8	11'18.052	17.950	29.837	24.569	24.583	264.0
9	<b>1'37.998</b>	20.744	27.793	24.076	25.385	276.2
10	<b>1'36.236</b>	<b>20.555</b>	27.783	23.771	<b>24.127</b>	275.5
11	<b>1'36.185</b>	20.688	<b>27.755</b>	<b>23.537</b>	24.205	<b>276.9</b>
12	<b>1'43.951</b>	20.659	31.388	25.149	26.755	276.2

**12th 35 Somkiat CHANTRA** IDEMITSU Honda Te THA  
 Runs=2 Total laps=14 Full laps=11 Valid laps=9

1	2'55.778	17.705	30.070	24.600	24.481	266.0
2	<b>1'36.779</b>	20.815	27.972	23.718	24.274	273.4
3	1'36.711 *	20.697	27.917*	23.789	24.308	272.0
4	<b>1'38.448</b>	20.729	28.176	25.116	24.427	273.4
5	1'37.502 *	20.63*	27.971	24.591	24.310	<b>276.2</b>
6	<b>1'36.587</b>	20.641	27.938	23.811	24.197	272.0
7	1'55.815 P	22.582	30.324	25.090	37.819	250.0
8	8'06.993	17.269	29.491	25.127	25.098	269.3
9	<b>1'37.016</b>	20.799	27.937	24.056	24.224	273.4
10	<b>1'36.620</b>	20.698	27.923	23.839	24.160	272.0
11	<b>1'36.394</b>	20.680	27.814	23.751	<b>24.149</b>	272.7
12	<b>1'36.542</b>	20.691	<b>27.812</b>	23.744	24.295	272.7
13	<b>1'38.359</b>	21.736	28.375	23.899	24.349	260.8
14	<b>1'36.204</b>	<b>20.544</b>	27.827	<b>23.645</b>	24.188	276.2

**13th 84 Zonta VD GOORBE** Fieten Olie Racing GP NED  
 Runs=2 Total laps=15 Full laps=12 Valid laps=10

1	2'44.399 *	16.933	29.104*	24.510	27.740	264.7
2	<b>1'37.723</b>	21.068	28.148	24.042	24.465	272.0
3	<b>1'39.537</b>	20.899	27.917	26.158	24.563	272.7
4	1'42.307 *	20.865	28.141*	26.168	27.133	272.0
5	1'37.277 *	20.94*	28.024	23.864	24.442	272.0
6	<b>1'37.079</b>	20.885	27.921	23.846	24.427	271.3
7	<b>1'36.987</b>	20.807	27.856	23.924	24.400	272.7
8	1'59.673 P	20.952	29.564	29.836*	39.321	270.6
9	6'37.789	16.940	28.842	24.472	24.585	266.6

**Fastest Lap:** Pedro ACOSTA Red Bull KTM Ajo SPA **1'35.297** 20.524 27.453 23.454 23.866

These data/results cannot be reproduced, stored and/or transmitted in whole or in part by any manner of electronic, mechanical, photocopying, recording, broadcasting or otherwise now known or herein after developed without the previous express consent by the copyright owner, except for reproduction in daily press and regular printed publications on sale to the public within 60 days of the event related to those data/results and always provided that copyright symbol appears together as follows below.  
 © DORNA, 2023



# Practice Nr. 3

# Moto2

Lap	Lap Time	T1	T2	T3	T4	Speed	Lap	Lap Time	T1	T2	T3	T4	Speed
<b>17th 22 Sam LOWES</b> Elf Marc VDS Racing GBR							Runs=2 Total laps=14 Full laps=11 Valid laps=9						
10	1'36.583	20.836	27.852	23.680	24.215	271.3	1	2'48.612	17.791	29.663	24.480	25.655	264.7
11	1'38.343	21.266	28.240	24.390	24.447	270.0	2	1'40.322 *	21.089	28.982*	25.683	24.568	270.6
12	1'36.229	20.744	27.852	23.512	24.121	272.7	3	1'37.409	20.930	27.999	23.893	24.587	272.0
13	1'43.395	20.749	27.902	25.165	29.579	273.4	4	1'37.204	21.021	27.962	23.794	24.427	270.6
14	1'39.665	20.766	30.166	24.173	24.560	272.0	5	1'43.882 *	24.17*	30.724	24.430	24.556	154.5
15	1'41.290	20.770	27.927	26.705	25.888	271.3	6	1'43.596	21.047	30.283	25.220	27.046	269.3
<b>14th 16 Joe ROBERTS</b> Italtrans Racing Team USA							Runs=2 Total laps=14 Full laps=11 Valid laps=10						
1	2'06.066	17.717	30.189	24.760	24.681	261.5	7	1'37.374	21.094	28.134	23.732	24.414	269.3
2	1'37.419	21.035	28.215	23.855	24.314	269.3	8	1'36.936	20.964	27.902	23.712	24.358	270.0
3	1'37.348	20.886	28.048	23.708	24.706	270.0	9	1'37.119	20.951	27.816	23.808	24.544	270.0
4	1'36.787	21.064	27.941	23.542	24.240	268.6	10	1'51.775 P	21.365	28.883	24.565	36.962	258.9
5	1'36.495	20.949	27.803	23.556	24.187	269.3	11	8'07.612 *	22.152	29.805*	24.003	24.305	185.8
6	1'37.384 *	20.97*	28.122	23.825	24.459	268.6	12	1'36.843	21.162	27.864	23.701	24.116	265.3
7	1'50.461 P	20.936	27.893	23.746	37.886	267.9	13	1'36.382	20.871	27.708	23.573	24.230	272.0
8	9'03.462	17.152	29.536	24.965	25.304	266.0	14	1'36.505	20.788	27.798	23.546	24.373	271.3
9	1'36.932	21.000	28.189	23.530	24.213	268.6	<b>18th 28 Izan GUEVARA</b> Inde GASGAS Aspar SPA						
10	1'36.393	20.843	27.818	23.551	24.181	271.3	Runs=2 Total laps=13 Full laps=10 Valid laps=9						
11	1'36.233	20.706	27.889	23.495	24.143	272.0	1	2'48.941	17.014	29.198	24.478	28.532	272.0
12	1'36.526	20.724	27.904	23.583	24.315	272.0	2	1'38.497	21.368	28.181	24.270	24.678	276.9
13	1'37.202	20.896	28.108	23.776	24.422	270.0	3	1'37.895	20.854	28.278	24.149	24.614	274.8
14	1'36.840	20.866	27.913	23.649	24.412	270.0	4	1'37.443	20.845	28.039	24.046	24.513	274.1
<b>15th 18 Manuel GONZALEZ</b> Correos Prepago Yam SPA							Runs=2 Total laps=13 Full laps=10 Valid laps=8						
1	2'38.445 *	16.766	28.524*	24.132	24.309	265.3	5	1'37.608 *	20.83*	28.107	24.054	24.610	274.1
2	1'37.098	20.922	27.998	23.834	24.344	270.6	6	1'37.603	20.910	28.025	24.099	24.569	273.4
3	1'36.662	20.858	27.824	23.704	24.276	271.3	7	1'37.620	20.788	27.986	24.005	24.841	274.1
4	1'42.020	24.176	29.135	23.945	24.764	179.4	8	1'57.271 P	21.66*	30.061	25.583	39.966	261.5
5	1'37.245 *	20.90*	27.915*	23.975	24.446	272.0	9	10'32.171	20.859	28.905	24.173	24.605	242.1
6	1'48.824 *	20.91*	28.014	24.210	35.686	270.6	10	1'36.506	20.578	27.753	23.874	24.301	279.0
7	1'37.064	20.782	28.103	23.820	24.359	272.7	11	1'36.428	20.648	27.744	23.804	24.232	278.3
8	1'52.093 P	20.839	27.891	23.892	39.471	273.4	12	1'36.438	20.628	27.747	23.743	24.320	277.6
9	8'58.619	18.056	29.858	24.386	24.886	266.6	13	1'36.588	20.708	27.719	23.903	24.258	275.5
10	1'37.832	20.793	28.440	23.936	24.663	272.7	<b>19th 15 Darryn BINDER</b> Liqui Moly Husqvarna RSA						
11	1'36.265	20.634	27.797	23.656	24.178	275.5	Runs=2 Total laps=14 Full laps=11 Valid laps=8						
12	1'55.108	20.709	27.920	23.716	42.763	276.2	1	1'50.548	17.163	29.891	25.231	24.708	267.3
13	1'37.004	20.863	28.008	23.785	24.348	274.8	2	1'38.730	21.163	28.379	24.146	25.042	272.7
<b>16th 79 Ai OGURA</b> IDEMITSU Honda Te JPN							Runs=2 Total laps=14 Full laps=11 Valid laps=7						
1	3'14.237	19.523	29.611	24.851	25.105	259.6	3	1'37.294	21.242	28.089	23.838	24.125	274.1
2	1'37.865 *	21.115	28.094*	24.137	24.519	271.3	4	1'37.339 *	20.835	28.116*	24.004	24.384	274.1
3	1'37.542 *	20.945	28.053*	24.104	24.440	271.3	5	1'36.953	20.804	27.982	23.897	24.270	274.8
4	1'36.868	20.866	27.683	23.839	24.480	273.4	6	1'38.196 *	21.17*	28.196	24.254	24.570	272.7
5	1'36.870 *	20.89*	27.633	23.975	24.369	272.0	7	1'40.798	21.019	28.489	25.966	25.324	272.7
6	1'36.742 *	20.813	27.605	23.833*	24.491	273.4	8	1'53.839 P	21.376	28.765	24.757	38.941	271.3
7	1'57.886 P	20.951	27.733	28.442	40.760	272.7	9	9'11.234	22.619	29.071	24.206	24.306	260.8
8	7'16.188	19.428	29.344	24.599	24.781	261.5	10	1'36.460	20.793	27.880	23.674	24.113	274.1
9	1'36.786	20.896	27.667	24.008	24.215	272.0	11	1'40.847	20.916	31.636	24.029	24.266	274.8
10	1'36.470	20.834	27.560	23.766	24.310	272.0	12	1'37.137	20.818	28.325	23.810	24.184	271.3
11	1'36.343	20.834	27.551	23.772	24.186	274.1	13	1'36.730 *	20.791	27.924	23.675*	24.340	274.1
12	1'36.278	20.749	27.497	23.780	24.252	273.4	14	1'36.875	20.794	27.977	23.803	24.301	273.4
13	1'36.814	20.840	27.594	23.850	24.530	273.4	<b>20th 12 Filip SALAC</b> QJMOTOR Gresini M CZE						
14	1'36.390	20.746	27.570	23.789	24.285	274.1	Runs=2 Total laps=13 Full laps=10 Valid laps=7						
<b>Fastest Lap:</b> Pedro ACOSTA Red Bull KTM Ajo SPA 1'35.297 20.524 27.453 23.454 23.866													

These data/results cannot be reproduced, stored and/or transmitted in whole or in part by any manner of electronic, mechanical, photocopying, recording, broadcasting or otherwise now known or herein after developed without the previous express consent by the copyright owner, except for reproduction in daily press and regular printed publications on sale to the public within 60 days of the event related to those data/results and always provided that copyright symbol appears together as follows below.  
© DORNA, 2023



# Practice Nr. 3

# Moto2

Lap	Lap Time	T1	T2	T3	T4	Speed	Lap	Lap Time	T1	T2	T3	T4	Speed
<b>21st 23 Taiga HADA</b> Pertamina Mandalika JPN Runs=2 Total laps=13 Full laps=10 Valid laps=9							<b>24th 64 Bo BENDSNEYDER</b> Pertamina Mandalika NED Runs=2 Total laps=12 Full laps=9 Valid laps=8						
5	1'38.730 *	20.81 *	27.843	24.720	25.356*	272.7	1	2'46.057	19.221	31.681	24.441	24.460	257.1
6	<b>1'44.323</b>	21.020	31.329	24.898	27.076	270.0	2	<b>1'37.239</b>	20.908	28.077	23.887	24.367	272.0
7	<b>1'36.778</b>	20.871	27.730	23.783	24.394	273.4	3	<b>1'38.759</b>	20.990	28.074	23.935	25.760	272.7
8	1'56.052 P	21.011	30.703	25.029	39.309	270.6	4	<b>1'42.496</b>	20.790	27.984	29.343	24.379	272.0
9	9'09.192	17.630	29.756	25.469	24.876	265.3	5	1'41.184 *	21.94*	30.386	24.605	24.246	213.0
10	<b>1'39.905</b>	20.832	27.759	23.632	27.682	272.7	6	<b>1'36.774</b>	<b>20.771</b>	27.931	<b>23.849</b>	<b>24.223</b>	270.6
11	<b>1'36.499</b>	20.799	27.699	<b>23.603</b>	24.398	<b>274.8</b>	7	<b>1'36.882</b>	20.822	<b>27.841</b>	23.973	24.246	270.0
12	1'40.990 *	21.01*	29.979	24.813	25.182	271.3	8	1'54.954 P	20.852	28.052	24.131	41.919	269.3
13	<b>1'36.498</b>	<b>20.753</b>	27.739	23.639	24.367	274.1	9	10'33.268	27.266	35.426	29.492	24.503	160.7
<b>22nd 3 Lukas TULOVIC</b> Liqui Moly Husqvarna GER Runs=2 Total laps=13 Full laps=10 Valid laps=5							10	<b>1'40.434</b>	21.019	28.124	25.808	25.483	268.6
1	2'06.503	17.014	29.530	24.739	24.747	267.3	11	<b>1'49.714</b>	20.959	28.047	23.908	36.800	269.3
2	<b>1'37.451</b>	20.934	28.180	24.026	24.311	270.0	12	<b>1'37.009</b>	20.865	28.012	23.852	24.280	<b>274.1</b>
3	<b>1'37.118</b>	20.804	28.002	23.896	24.416	272.7	<b>25th 7 Barry BALTUS</b> Fieten Olie Racing GP BEL Runs=2 Total laps=14 Full laps=11 Valid laps=9						
4	<b>1'37.514</b>	20.986	28.222	23.907	24.399	269.3	1	2'39.740 *	26.754	33.438*	24.508	24.803	137.0
5	<b>1'37.385</b>	20.799	28.130	23.915	24.541	270.6	2	<b>1'37.907</b>	21.142	28.349	24.062	24.354	270.0
6	1'37.710 *	20.94*	28.367	23.996	24.399	269.3	3	<b>1'37.126</b>	20.945	28.068	23.786	<b>24.327</b>	270.6
7	1'52.239 P	21.583	28.672	24.296	37.688	267.9	4	<b>1'36.889</b>	20.865	<b>27.818</b>	23.839	24.367	270.0
8	11'20.284	19.425	29.817	24.249	24.606	246.5	5	1'37.234 *	20.91*	27.909	23.990	24.419	270.0
9	<b>1'37.956</b>	20.744	28.067	23.759	25.386	<b>274.8</b>	6	<b>1'37.079</b>	20.852	27.905	23.904	24.418	270.0
10	<b>1'36.538</b>	<b>20.681</b>	<b>27.857</b>	<b>23.737</b>	<b>24.263</b>	274.1	7	1'56.934 P	23.634	30.579	<b>24.362*</b>	<b>38.359</b>	<b>235.2</b>
11	<b>1'37.633</b>	21.087	28.378	23.825	24.343	270.6	8	7'26.338	18.074	29.043	24.100	24.761	264.0
12	<b>1'37.091</b>	20.727	28.036	23.875	24.453	272.7	9	<b>1'37.465</b>	21.070	28.016	23.889	24.490	269.3
13	<b>1'43.512</b>	20.820	28.693	29.203	24.796	268.6	10	<b>1'39.414</b>	20.918	28.145	24.428	25.923	269.3
<b>23rd 17 Alex ESCRIG</b> Forward Team SPA Runs=2 Total laps=12 Full laps=9 Valid laps=6							11	<b>1'36.835</b>	<b>20.779</b>	27.877	<b>23.714</b>	24.465	272.7
1	1'48.567	16.816	29.256	24.592	24.638	270.0	12	1'40.006 *	20.913	27.946*	26.514	24.633	270.0
2	<b>1'37.827</b>	21.059	28.233	24.205	24.330	273.4	13	<b>1'54.378</b>	20.878	28.078	23.763	41.659	<b>273.4</b>
3	<b>1'37.601</b>	20.917	28.136	24.004	24.544	274.1	14	<b>1'37.141</b>	20.874	28.040	23.783	24.444	272.0
4	1'37.121 *	20.822	28.062*	23.985	24.252	<b>278.3</b>	<b>26th 14 Tony ARBOLINO</b> Elf Marc VDS Racing ITA Runs=2 Total laps=4 Full laps=1 Valid laps=4						
5	1'37.222 *	20.858	27.992	23.929*	24.443	275.5	1	2'45.624	17.517	29.195	24.255	24.623	267.9
6	1'37.724 *	20.99*	28.076	24.179	24.476	274.1	2	<b>1'37.597</b>	21.022	28.088	23.935	24.552	272.0
7	<b>1'36.981</b>	20.809	27.966	23.944	24.262	276.2	<b>unfinished</b>	20.872				<b>273.4</b>	
8	1'53.582 P	20.941	28.154	24.226	40.261	<b>274.8</b>	3	<b>1'33.745</b>	16.676	28.671	24.000	24.398	270.0
9	10'23.479	17.171	29.357	25.923	24.281	267.3	4	<b>1'36.882</b>	<b>20.825</b>	<b>28.054</b>	<b>23.726</b>	<b>24.277</b>	273.4
10	<b>1'36.604</b>	20.778	<b>27.896</b>	<b>23.817</b>	<b>24.113</b>	276.2	<b>27th 67 Alberto SURRA</b> Forward Team ITA Runs=2 Total laps=13 Full laps=10 Valid laps=7						
11	1'40.673 *	<b>20.692</b>	28.360*	26.332	25.289	275.5	1	1'44.178	17.874	30.196	24.594	24.825	249.4
12	<b>1'43.783</b>	20.944	30.293	24.586	27.960	272.7	2	<b>1'37.561</b>	20.872	28.136	24.135	24.418	273.4
13	1'37.700 *	20.65*	27.902	23.794*	25.348	278.3	3	<b>1'37.263</b>	20.909	28.057	23.899	24.398	270.6
<b>24th 17 Alex ESCRIG</b> Forward Team SPA Runs=2 Total laps=12 Full laps=9 Valid laps=6							4	1'39.167 *	20.903	28.570*	25.158	24.536	270.0
1	2'41.069 *	30.213	36.137*	25.963	25.498	155.6	5	<b>1'37.040</b>	20.918	27.939	23.857	24.326	272.0
2	1'38.678 *	21.231	28.475*	24.311	24.661	273.4	6	1'38.100 *	20.99*	28.134	24.329	24.640	270.0
3	<b>1'38.219</b>	20.996	28.348	24.069	24.806	274.1	7	1'54.702 P	21.018	28.020	24.446	41.218	269.3
4	<b>1'39.073</b>	21.043	28.378	24.902	24.750	272.7	8	11'38.497	19.941	30.185	24.169	24.772	250.5
5	1'37.638 *	20.97*	28.177	23.973	24.518	274.1	9	1'37.952 *	20.92*	27.977	23.837	25.216	<b>274.1</b>
6	1'56.278 P	20.99*	29.019*	25.969*	40.291	271.3	10	<b>1'36.917</b>	<b>20.852</b>	<b>27.934</b>	23.882	<b>24.249</b>	272.0
7	11'15.461 *	17.316	29.196*	24.131	25.029	272.0	11	<b>1'37.334</b>	20.909	28.212	<b>23.828</b>	24.385	272.0
8	<b>1'36.852</b>	<b>20.802</b>	28.024	23.736	<b>24.290</b>	275.5	12	<b>1'41.263</b>	20.890	31.649	24.106	24.618	273.4
9	<b>1'36.720</b>	20.834	<b>27.937</b>	<b>23.587</b>	24.362	<b>277.6</b>	13	<b>1'38.099</b>	20.985	28.391	24.135	24.588	270.0
10	<b>1'39.386</b>	20.890	28.006	24.714	25.776	274.8	<b>Fastest Lap:</b> Pedro ACOSTA Red Bull KTM Ajo SPA <b>1'35.297</b> 20.524 27.453 23.454 23.866						
11	<b>1'41.185</b>	21.044	30.022	24.774	25.345	276.2							
12	1'37.214 *	20.827	28.058	23.793*	24.536	276.9							

These data/results cannot be reproduced, stored and/or transmitted in whole or in part by any manner of electronic, mechanical, photocopying, recording, broadcasting or otherwise now known or herein after developed without the previous express consent by the copyright owner, except for reproduction in daily press and regular printed publications on sale to the public within 60 days of the event related to those data/results and always provided that copyright symbol appears together as follows below.  
© DORNA, 2023

## Practice Nr. 3

Moto2

Lap	Lap Time	T1	T2	T3	T4	Speed	Lap	Lap Time	T1	T2	T3	T4	Speed
<b>28th</b>	<b>33</b>	<b>Rory SKINNER</b>		OnlyFans American R		GBR							
		Runs=2	Total laps=12	Full laps=9	Valid laps=8								
1	2'00.712	17.941	30.380	25.130	25.300	258.3							
2	<b>1'41.249</b>	21.275	30.650	24.580	24.744	268.6							
3	<b>1'40.717</b>	21.160	28.458	25.659	25.440	267.3							
4	<b>1'39.493</b>	21.238	28.499	24.094	25.662	270.0							
5	1'52.265 P	21.483	28.442	24.478	37.862	267.3							
6	12'11.258	17.101	29.385	24.895	25.285	267.3							
7	<b>1'37.956</b>	21.013	28.381	23.923	24.639	270.0							
8	<b>1'37.379</b>	21.036	28.113	23.803	24.427	270.6							
9	<b>1'37.184</b>	20.896	28.076	23.879	24.333	270.0							
10	<b>1'37.157</b>	21.012	28.012	23.729	24.404	267.9							
11	1'41.046 *	20.884	29.131	25.296*	25.735	270.6							
12	<b>1'37.130</b>	20.857	28.047	23.837	24.389	272.0							
<b>29th</b>	<b>5</b>	<b>Kohta NOZANE</b>		Correos Prepagó Yam		JPN							
		Runs=2	Total laps=13	Full laps=10	Valid laps=5								
1	1'45.265	17.755	29.735	24.853	24.825	257.7							
2	<b>1'39.764</b>	21.240	28.761	24.784	24.979	264.7							
3	<b>1'38.599</b>	21.072	28.378	24.337	24.812	267.9							
4	1'38.585 *	21.167	28.624*	24.260	24.534	266.0							
5	1'52.194 *	21.086	30.054*	30.963	30.091	267.3							
6	1'38.629 *	21.15 *	28.482	24.357	24.639	266.0							
7	2'01.928 P	21.180	33.224	26.186	41.338	266.0							
8	9'56.807	19.485	34.618	36.715	33.375	250.0							
9	1'39.344 *	21.79 *	28.830	24.295	24.422	260.8							
10	<b>1'37.705</b>	20.917	28.285	24.069	24.434	269.3							
11	<b>1'43.474</b>	22.933	29.572	24.923	26.046	238.9							
12	<b>1'37.569</b>	20.932	28.146	23.979	24.512	269.3							
13	1'43.056 *	21.73 *	30.017	24.490	26.818	193.5							
<b>30th</b>	<b>9</b>	<b>Mattia CASADEI</b>		Fantic Racing		ITA							
		Runs=2	Total laps=7	Full laps=4	Valid laps=3								
1	1'56.897	18.384	30.125	25.108	24.932	243.7							
2	1'39.221 *	21.090	28.317*	25.043	24.771	270.0							
3	1'47.781 *	21.067	28.468	27.514*	30.732	270.0							
4	<b>1'38.052</b>	20.901	28.336	24.128	24.687	272.0							
<b>unfinished</b>													
5	1'40.604 *	19.031*	32.241	24.440	24.885	258.3							
6	<b>1'38.184</b>	21.098	28.296	24.200	24.590	271.3							
7	1'38.014 *	20.937	28.188	24.084*	24.805	272.7							

**Fastest Lap:** Pedro ACOSTA Red Bull KTM Ajo SPA **1'35.297** 20.524 27.453 23.454 23.866

These data/results cannot be reproduced, stored and/or transmitted in whole or in part by any manner of electronic, mechanical, photocopying, recording, broadcasting or otherwise now known or herein after developed without the previous express consent by the copyright owner, except for reproduction in daily press and regular printed publications on sale to the public within 60 days of the event related to those data/results and always provided that copyright symbol appears together as follows below.  
© DORNA, 2023

Official MotoGP Timing by TISSOT  
www.motogp.com

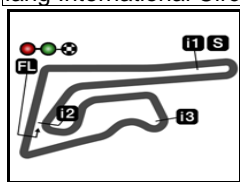
Buriram, Saturday, October 28, 2023

Page 5 of 5

*moto2*







4554 m.

**OR THAILAND GRAND PRIX**  
**Practice Nr. 3**  
**Best Partial Times**

*IT* Ideal Lap Time, sum of the best partial times

*BT* Best Lap Time

T1		T2		T3		T4						
Pos	Rider	Time	Rider	Time	Rider	Time	Rider	Time	Pos	Rider	IT	BT
1	J.DIXON	20.515	P.ACOSTA	27.453	F.ALDEGUER	23.334	P.ACOSTA	23.866	1	P.ACOSTA	1'35.251	1'35.297 (1)
2	P.ACOSTA	<b>20.524</b>	A.OGURA	<b>27.497</b>	P.ACOSTA	<b>23.408</b>	F.ALDEGUER	<b>23.988</b>	2	F.ALDEGUER	1'35.577	1'35.793 (2)
3	S.CHANTRA	20.544	A.LOPEZ	27.591	A.CANET	23.453	M.RAMIREZ	24.003	3	M.RAMIREZ	1'35.881	1'36.029 (4)
4	D.FOGGIA	<b>20.555</b>	F.ALDEGUER	<b>27.602</b>	S.GARCIA	<b>23.458</b>	C.VIETTI	<b>24.045</b>	4	A.ARENAS	1'35.959	1'36.095 (6)
5	I.GUEVARA	20.578	A.ARENAS	27.664	J.ROBERTS	23.495	A.CANET	24.065	5	J.DIXON	1'35.972	1'36.080 (5)
6	A.LOPEZ	<b>20.629</b>	F.SALAC	<b>27.673</b>	Z.VD GOORBER	<b>23.512</b>	L.TULOVIC	<b>24.113</b>	6	D.FOGGIA	1'35.974	1'36.185 (11)
7	M.GONZALEZ	20.634	J.DIXON	27.679	M.RAMIREZ	23.513	D.BINDER	24.113	7	S.GARCIA	1'35.990	1'35.990 (3)
8	A.ARENAS	<b>20.641</b>	M.RAMIREZ	<b>27.685</b>	A.ARENAS	<b>23.516</b>	S.LOWES	<b>24.116</b>	8	A.LOPEZ	1'36.039	1'36.183 (10)
9	F.ALDEGUER	20.653	S.GARCIA	27.689	J.ALCOBA	23.531	Z.VD GOORBER	24.121	9	A.CANET	1'36.044	1'36.124 (7)
10	C.VIETTI	<b>20.667</b>	S.LOWES	<b>27.708</b>	D.FOGGIA	<b>23.537</b>	D.FOGGIA	<b>24.127</b>	10	J.ALCOBA	1'36.115	1'36.170 (9)
11	M.RAMIREZ	20.680	I.GUEVARA	27.719	S.LOWES	23.546	S.GARCIA	24.138	11	J.ROBERTS	1'36.147	1'36.233 (14)
12	T.HADA	<b>20.681</b>	J.ALCOBA	<b>27.736</b>	A.LOPEZ	<b>23.571</b>	A.ARENAS	<b>24.138</b>	12	S.CHANTRA	1'36.150	1'36.204 (12)
13	L.TULOVIC	20.692	D.FOGGIA	27.755	A.ESCRIG	23.587	J.ROBERTS	24.143	13	S.LOWES	1'36.158	1'36.382 (17)
14	J.ALCOBA	<b>20.699</b>	A.CANET	<b>27.795</b>	F.SALAC	<b>23.603</b>	S.CHANTRA	<b>24.149</b>	14	C.VIETTI	1'36.167	1'36.167 (8)
15	S.GARCIA	20.705	M.GONZALEZ	27.797	J.DIXON	23.610	J.ALCOBA	24.149	15	A.OGURA	1'36.195	1'36.278 (16)
16	J.ROBERTS	<b>20.706</b>	C.VIETTI	<b>27.800</b>	S.CHANTRA	<b>23.645</b>	J.DIXON	<b>24.168</b>	16	Z.VD GOORBE	1'36.229	1'36.229 (13)
17	A.CANET	20.731	J.ROBERTS	27.803	C.VIETTI	23.655	M.GONZALEZ	24.178	17	M.GONZALEZ	1'36.265	1'36.265 (15)
18	Z.VD GOORBER	<b>20.744</b>	S.CHANTRA	<b>27.812</b>	M.GONZALEZ	<b>23.656</b>	A.OGURA	<b>24.186</b>	18	I.GUEVARA	1'36.272	1'36.428 (18)
19	A.OGURA	20.746	B.BALTUS	27.818	D.BINDER	23.674	B.BENDSNEYDE	24.223	19	F.SALAC	1'36.358	1'36.465 (20)
20	F.SALAC	<b>20.753</b>	B.BENDSNEYDE	<b>27.841</b>	B.BALTUS	<b>23.714</b>	I.GUEVARA	<b>24.232</b>	20	D.BINDER	1'36.458	1'36.460 (19)
21	B.BENDSNEYDE	20.771	Z.VD GOORBER	27.852	T.ARBOLINO	23.726	A.LOPEZ	24.248	21	L.TULOVIC	1'36.518	1'36.604 (22)
22	B.BALTUS	<b>20.779</b>	T.HADA	<b>27.857</b>	R.SKINNER	<b>23.729</b>	A.SURRA	<b>24.249</b>	22	T.HADA	1'36.538	1'36.538 (21)
23	S.LOWES	20.788	D.BINDER	27.880	T.HADA	23.737	T.HADA	24.263	23	A.ESCRIG	1'36.616	1'36.720 (23)
24	D.BINDER	<b>20.791</b>	L.TULOVIC	<b>27.896</b>	I.GUEVARA	<b>23.743</b>	T.ARBOLINO	<b>24.277</b>	24	B.BALTUS	1'36.638	1'36.835 (25)

These data/results cannot be reproduced, stored and/or transmitted in whole or in part by any manner of electronic, mechanical, photocopying, recording, broadcasting or otherwise now known or herein after developed without the previous express consent by the copyright owner, except for reproduction in daily press and regular printed publications on sale to the public within 60 days of the event related to those data/results and always provided that copyright symbol appears together as follows below.  
 © DORNA, 2023





4554 m.

**OR THAILAND GRAND PRIX**  
**Practice Nr. 3**  
**Best Partial Times**

*IT* Ideal Lap Time, sum of the best partial times

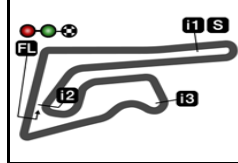
*BT* Best Lap Time

<b>T1</b>		<b>T2</b>		<b>T3</b>		<b>T4</b>				<i>IT</i>	<i>BT</i>	
<i>Pos</i>	<i>Rider</i>	<i>Time</i>	<i>Rider</i>	<i>Time</i>	<i>Rider</i>	<i>Time</i>	<i>Rider</i>	<i>Time</i>	<i>Pos</i>	<i>Rider</i>		
25	A.ESCRIG	20.802	A.SURRA	27.934	A.OGURA	23.766	A.ESCRIG	24.290	25	<b>B.BENDSNEY</b>	1'36.684	1'36.774 (24)
26	<b>T.ARBOLINO</b>	<b>20.825</b>	<b>A.ESCRIG</b>	<b>27.937</b>	<b>L.TULOVIC</b>	<b>23.817</b>	<b>B.BALTUS</b>	<b>24.327</b>	26	<b>A.SURRA</b>	1'36.863	1'36.917 (27)
27	A.SURRA	20.852	R.SKINNER	28.012	A.SURRA	23.828	F.SALAC	24.329	27	<b>T.ARBOLINO</b>	1'36.882	1'36.882 (26)
28	<b>R.SKINNER</b>	<b>20.857</b>	<b>T.ARBOLINO</b>	<b>28.054</b>	<b>B.BENDSNEYDE</b>	<b>23.849</b>	<b>R.SKINNER</b>	<b>24.333</b>	28	<b>R.SKINNER</b>	1'36.931	1'37.130 (28)
29	M.CASADEI	20.901	K.NOZANE	28.146	K.NOZANE	23.979	K.NOZANE	24.422	29	<b>K.NOZANE</b>	1'37.464	1'37.569 (29)
30	<b>K.NOZANE</b>	<b>20.917</b>	<b>M.CASADEI</b>	<b>28.188</b>	<b>M.CASADEI</b>	<b>24.128</b>	<b>M.CASADEI</b>	<b>24.590</b>	30	<b>M.CASADEI</b>	1'37.807	1'38.052 (30)

These data/results cannot be reproduced, stored and/or transmitted in whole or in part by any manner of electronic, mechanical, photocopying, recording, broadcasting or otherwise now known or herein after developed without the previous express consent by the copyright owner, except for reproduction in daily press and regular printed publications on sale to the public within 60 days of the event related to those data/results and always provided that copyright symbol appears together as follows below.  
 © DORNA, 2023


Official MotoGP Timing by **TISSOT**  
 www.motogp.com





4554 m.

**OR THAILAND GRAND PRIX**  
**Practice Nr. 3**  
**Fastest Laps Sequence**

<i>Practice Time</i>	 <i>Rider</i>	<i>Nation</i>	<i>Motorcycle</i>	<i>Time</i>	<i>Km/h</i>	<i>Rider's Lap</i>
<b>3'21.125</b>	21 <b>Alonso LOPEZ</b>	SPA	BOSCOSCURO	<b>1'37.328</b>	168.4	2
<b>3'31.563</b>	54 <b>Fermín ALDEGUER</b>	SPA	BOSCOSCURO	<b>1'37.198</b>	168.6	2
<b>4'15.543</b>	18 <b>Manuel GONZALEZ</b>	SPA	KALEX	<b>1'37.098</b>	168.8	2
<b>4'32.557</b>	35 <b>Somkiat CHANTRA</b>	THA	KALEX	<b>1'36.779</b>	169.4	2
<b>4'44.366</b>	37 <b>Pedro ACOSTA</b>	SPA	KALEX	<b>1'36.675</b>	169.5	2
<b>5'52.205</b>	18 <b>Manuel GONZALEZ</b>	SPA	KALEX	<b>1'36.662</b>	169.6	3
<b>7'46.013</b>	40 <b>Aron CANET</b>	SPA	KALEX	<b>1'36.647</b>	169.6	4
<b>7'56.796</b>	37 <b>Pedro ACOSTA</b>	SPA	KALEX	<b>1'36.150</b>	170.5	4
<b>24'01.282</b>	37 <b>Pedro ACOSTA</b>	SPA	KALEX	<b>1'35.705</b>	171.3	9
<b>25'36.579</b>	37 <b>Pedro ACOSTA</b>	SPA	KALEX	<b>1'35.297</b>	172.0	10

These data/results cannot be reproduced, stored and/or transmitted in whole or in part by any manner of electronic, mechanical, photocopying, recording, broadcasting or otherwise now known or herein after developed without the previous express consent by the copyright owner, except for reproduction in daily press and regular printed publications on sale to the public within 60 days of the event related to those data/results and always provided that copyright symbol appears together as follows below.

© DORNA, 2023

Official MotoGP Timing by TISSOT  
 www.motogp.com

**Buriram, Saturday, October 28, 2023**

