

5543 m.

# PETRONAS GRAND PRIX OF MALAYSIA

## Race

### Classification after 17 laps = 94.231 km

29

Pos		Rider	Nation	Team	Motorcycle	Total Time	Km/h	Gap
1	25	54 <b>Fermín ALDEGUER</b>	SPA	Beta Tools SpeedUp	BOSCOSCURO	<b>36'04.378</b>	156.7	
2	20	37 <b>Pedro ACOSTA</b>	SPA	Red Bull KTM Ajo	KALEX	<b>36'11.506</b>	156.2	7.128
3	16	24 <b>Marcos RAMIREZ</b>	SPA	OnlyFans American Racing	KALEX	<b>36'13.936</b>	156.0	9.558
4	13	79 <b>Ai OGURA</b>	JPN	IDEMITSU Honda Team Asia	KALEX	<b>36'14.370</b>	156.0	9.992
5	11	96 <b>Jake DIXON</b>	GBR	Inde GASGAS Aspar Team	KALEX	<b>36'16.030</b>	155.8	11.652
6	10	35 <b>Somkiat CHANTRA</b>	THA	IDEMITSU Honda Team Asia	KALEX	<b>36'18.053</b>	155.7	13.675
7	9	22 <b>Sam LOWES</b>	GBR	Elf Marc VDS Racing Team	KALEX	<b>36'19.578</b>	155.6	15.200
8	8	16 <b>Joe ROBERTS</b>	USA	Italtrans Racing Team	KALEX	<b>36'22.860</b>	155.4	18.482
9	7	75 <b>Albert ARENAS</b>	SPA	Red Bull KTM Ajo	KALEX	<b>36'24.382</b>	155.2	20.004
10	6	14 <b>Tony ARBOLINO</b>	ITA	Elf Marc VDS Racing Team	KALEX	<b>36'25.368</b>	155.2	20.990
11	5	7 <b>Barry BALTUS</b>	BEL	Fieten Olie Racing GP	KALEX	<b>36'25.948</b>	155.1	21.570
12	4	52 <b>Jeremy ALCOBA</b>	SPA	QJMOTOR Gresini Moto2	KALEX	<b>36'27.867</b>	155.0	23.489
13	3	17 <b>Alex ESCRIG</b>	SPA	Forward Team	FORWARD	<b>36'30.169</b>	154.8	25.791
14	2	12 <b>Filip SALAC</b>	CZE	QJMOTOR Gresini Moto2	KALEX	<b>36'34.231</b>	154.6	29.853
15	1	71 <b>Dennis FOGGIA</b>	ITA	Italtrans Racing Team	KALEX	<b>36'34.301</b>	154.5	29.923
16		23 <b>Taiga HADA</b>	JPN	Pertamina Mandalika SAG Team	KALEX	<b>36'37.059</b>	154.4	32.681
17		64 <b>Bo BENDSNEYDER</b>	NED	Pertamina Mandalika SAG Team	KALEX	<b>36'37.739</b>	154.3	33.361
18		84 <b>Zonta VD GOORBERGH</b>	NED	Fieten Olie Racing GP	KALEX	<b>36'43.178</b>	153.9	38.800
19		4 <b>Sean Dylan KELLY</b>	USA	Forward Team	FORWARD	<b>36'46.177</b>	153.7	41.799
20		33 <b>Rory SKINNER</b>	GBR	OnlyFans American Racing	KALEX	<b>36'49.136</b>	153.5	44.758
21		9 <b>Mattia CASADEI</b>	ITA	Fantic Racing	KALEX	<b>36'57.595</b>	152.9	53.217
22		21 <b>Alonso LOPEZ</b>	SPA	Beta Tools SpeedUp	BOSCOSCURO	<b>37'02.932</b>	152.6	58.554
23		32 <b>Helmi AZMAN</b>	MAL	Petronas MIE Racing RW	KALEX	<b>37'14.318</b>	151.8	1'09.940
24		3 <b>Lukas TULOVIC</b>	GER	Liqui Moly Husqvarna Intact GP	KALEX	<b>37'25.011</b>	151.1	1'20.633
25		11 <b>Sergio GARCIA</b>	SPA	Pons Wegow Los40	KALEX	<b>36'05.178</b>	147.4	1 lap
<b>Not classified</b>								
		20 <b>Azroy ANUAR</b>	MAL	Petronas MIE Racing RW	KALEX	<b>18'05.321</b>	147.0	9 laps
		13 <b>Celestino VIETTI</b>	ITA	Fantic Racing	KALEX	<b>18'44.897</b>	141.9	9 laps
		40 <b>Aron CANET</b>	SPA	Pons Wegow Los40	KALEX	<b>10'48.862</b>	153.7	12 laps
		18 <b>Manuel GONZALEZ</b>	SPA	Correos Prepago Yamaha VR46 T	KALEX	<b>13'31.372</b>	122.9	12 laps
		5 <b>Kohta NOZANE</b>	JPN	Correos Prepago Yamaha VR46 T	KALEX	<b>8'46.595</b>	151.5	13 laps
		28 <b>Izan GUEVARA</b>	SPA	Inde GASGAS Aspar Team	KALEX	<b>4'28.344</b>	148.7	15 laps

The results are provisional until the end of the limit for protest and appeals.

Time limit for protest expires 60' after publication of the results - ..... Time: .....

These data/results cannot be reproduced, stored and/or transmitted in whole or in part by any manner of electronic, mechanical, photocopying, recording, broadcasting or otherwise now known or herein after developed without the previous express consent by the copyright owner, except for reproduction in daily press and regular printed publications on sale to the public within 60 days of the event related to those data/results and always provided that copyright symbol appears together as follows below.

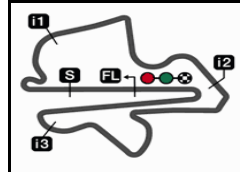
© DORNA, 2023

Official MotoGP Timing by TISSOT  
www.motogp.com

Sepang, Sunday, November 12, 2023

Page 1 of 2





5543 m.

# PETRONAS GRAND PRIX OF MALAYSIA

## Race

Classification after 17 laps = 94.231 km

**29**

Pos	Rider	Nation	Team	Motorcycle	Total Time	Km/h	Gap
-----	-------	--------	------	------------	------------	------	-----

Race condition: **Dry**

Air: **33°**

Humidity: **73%**

Ground: **53°**

Pole Position:

Fastest Lap:

Best Race Lap:

All Time Lap Record:

	Fermín ALDEGUER	2'05.288	159.2 Km/h
Lap 3	Fermín ALDEGUER	2'06.151	158.1 Km/h
2019	Alex MARQUEZ	2'05.860	158.5 Km/h
2019	Brad BINDER	2'04.769	159.9 Km/h

13:00'00

13:15'00

13:18'29

13:18'58 Manuel GONZALEZ

**13:20'34 Aron CANET**

13:20'44 Azroy ANUAR

**13:21'41** -

13:21'41 Azroy ANUAR

13:21'57 Manuel GONZALEZ

13:22'33 Lukas TULOVIC

13:23'25 Lukas TULOVIC

13:24'11 Celestino VIETTI

13:24'15 Izan GUEVARA

13:25'08 Celestino VIETTI

**13:27'57 Aron CANET**

13:28'35 Sergio GARCIA

13:28'41 Kohta NOZANE

13:29'40 Aron CANET

13:30'54 Sergio GARCIA

13:32'00 Manuel GONZALEZ

13:37'13 Celestino VIETTI

13:38'31 Azroy ANUAR

SIGHTING LAP START

WARM UP LAP START

RACE START

crashed out - Rider OK

long lap penalty

crashed out - Rider OK

No jump starts

re-joined race

re-joined race

crashed out - Rider OK

re-joined race

crashed out - Rider OK

crashed out - Rider OK

re-joined race

long lap penalty - COMPLETED

crashed out - Rider OK

crashed out - Rider OK

crashed out - Rider OK

re-joined race

entered pits and retired

entered pits and retired

crashed out - Rider OK

The results are provisional until the end of the limit for protest and appeals.

Time limit for protest expires 60' after publication of the results - ..... Time: .....

These data/results cannot be reproduced, stored and/or transmitted in whole or in part by any manner of electronic, mechanical, photocopying, recording, broadcasting or otherwise now known or herein after developed without the previous express consent by the copyright owner, except for reproduction in daily press and regular printed publications on sale to the public within 60 days of the event related to those data/results and always provided that copyright symbol appears together as follows below.

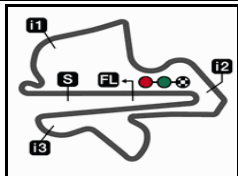
© DORNA, 2023

Official MotoGP Timing by TISSOT  
www.motogp.com

Sepang, Sunday, November 12, 2023

Page 2 of 2





5543 m.

# PETRONAS GRAND PRIX OF MALAYSIA

# Moto2™

## World Championship Classification

30

Rider		Points	Leader	Previous	POR	ARG	AME	SPA	FRA	ITA	GER	NED	GBR	AUT	CAT	RSM	IND	JPN	INA	AUS	THA	MAL	QAT	VAL
1 ACOSTA Pedro	SPA	320.5			25	4	25	20	-	25	25	16	16	20	10	25	25	16	25	3.5	20	20		
2 ARBOLINO Tony	ITA	243.5	77	77	16	25	20	13	25	20	20	9	6	10	0	13	20	5	10	12.5	13	6		
3 DIXON Jake	GBR	183	137.5	60.5	10	16	-	10	11	16	16	25	-	13	25	4	-	13	13	-	-	11		
4 ALDEGUER Fermín	SPA	162	158.5	21	3	1	10	6	8	-	8	13	25	7	3	-	4	0	16	8	25	25		
5 CANET Aron	SPA	159	161.5	3	20	13	8	11	-	13	-	11	20	-	20	-	-	8	20	10	5	-		
6 CHANTRA Somkiat	THA	153.5	167	5.5	7	8	5	9	10	7	13	-	7	11	2	10	-	25	9	4.5	16	10		
7 LOPEZ Alonso	SPA	127	193.5	26.5	-	20	9	16	16	10	11	10	-	0	8	16	0	3	0	-	8	0		
8 GONZALEZ Manuel	SPA	122.5	198	4.5	11	5	6	4	-	8	10	8	11	-	11	9	11	10	11	1.5	6	-		
9 OGURA Ai	JPN	119.5	201	3	-	-	1	-	7	1	2	20	8	16	9	11	0	20	0	0.5	11	13		
10 SALAC Filip	CZE	110	210.5	9.5	13	9	11	7	20	9	3	-	3	9	-	7	6	11	-	-	0	2		
11 VIETTI Celestino	ITA	106	214.5	4	5	3	7	-	13	11	6	6	4	25	6	20	-	-	-	-	-	-		
12 LOWES Sam	GBR	91	229.5	15	9	6	3	25	1	-	9	5	9	-	7	-	0	-	6	-	2	9		
13 GARCIA Sergio	SPA	84	236.5	7	1	11	-	5	6	6	5	3	-	8	13	5	13	-	8	-	-	0		
14 ROBERTS Joe	USA	80.5	240	3.5	2	2	0	2	4	4	-	0	13	-	5	8	16	4	7	5.5	-	8		
15 ARENAS Albert	SPA	79	241.5	1.5	8	7	4	8	-	0	7	7	2	-	16	-	2	0	1	1	9	7		
16 BALTUS Barry	BEL	53	267.5	26	4	0	-	3	9	0	4	4	10	-	4	1	8	1	-	-	0	5		
17 RAMIREZ Marcos	SPA	49	271.5	4	0	0	-	0	0	-	0	-	0	2	0	2	7	9	0	3	10	16		
18 ALCOBA Jeremy	SPA	46.5	274	2.5	6	0	13	0	3	-	0	1	5	4	1	0	-	0	0	6.5	3	4		
19 BINDER Darryn	RSA	32	288.5	14.5	0	10	-	-	-	-	-	2	1	-	-	-	9	6	3	-	1	-		
20 BENDSNEYDER Bo	NED	30	290.5	2	-	0	16	0	0	2	-	-	0	1	-	3	0	0	4	4	0	0		
21 FOGGIA Dennis	ITA	28	292.5	2	0	0	2	0	2	3	1	0	-	5	0	-	5	-	5	0	4	1		
22 GUEVARA Izan	SPA	20	300.5	8	-	-	0	0	0	0	-	-	0	3	0	-	3	2	0	5	7	-		

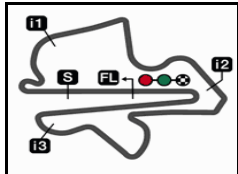
These data/results cannot be reproduced, stored and/or transmitted in whole or in part by any manner of electronic, mechanical, photocopying, recording, broadcasting or otherwise now known or herein after developed without the previous express consent by the copyright owner, except for reproduction in daily press and regular printed publications on sale to the public within 60 days of the event related to those data/results and always provided that copyright symbol appears together as follows below.  
© DORNA, 2023

Official MotoGP Timing by   
www.motogp.com

Sepang, Sunday, November 12, 2023

Page 1 of 3





5543 m.

## PETRONAS GRAND PRIX OF MALAYSIA

Moto2™

## World Championship Classification

30

Rider		Points	Leader	Previous	POR	ARG	AME	SPA	FRA	ITA	GER	NED	GBR	AUT	CAT	RSM	IND	JPN	INA	AUS	THA	MAL	QAT	VAL
23 VD GOORBERGH Zonta	NED	17	303.5	3	-	0	0	0	0	-	0	0	0	0	0	-	10	7	-	-	-	-	0	
24 TULOVIC Lukas	GER	12	308.5	5	-	-	-	1	5	-	-	0	0	6	0	-	-	-	0	0	0	0	0	
25 PASINI Mattia	ITA	11	309.5	1	-	-	-	-	-	5	-	-	-	-	-	6	-	-	-	-	-	-	-	
26 HADA Taiga	JPN	4.5	316	6.5	-	-	-	-	-	0	0	0	-	-	-	0	0	0	2	2.5	-	-	0	
27 ESCRIG Alex	SPA	3	317.5	1.5	-	-	-	-	-	-	-	-	0	-	-	-	-	-	0	0	0	0	3	
28 SKINNER Rory	GBR	2	318.5	1	0	-	0	0	-	-	-	-	-	0	0	-	0	0	0	2	0	0	0	
29 KELLY Sean Dylan	USA	1	319.5	1	0	-	0	-	0	0	0	-	-	-	-	0	1	0	-	-	-	-	0	
30 GOMEZ Borja	SPA	0	320.5	1	0	0	0	0	0	0	-	-	-	0	0	0	0	0	-	-	-	-	-	
31 NOZANE Kohta	JPN	0	320.5	0	-	-	-	-	-	-	-	-	0	0	0	0	-	-	-	0	0	-	-	
32 TORRES Jordi	SPA	0	320.5	0	0	0	-	-	-	-	-	-	-	-	-	-	-	-	-	-	-	-	-	
33 SURRA Alberto	ITA	0	320.5	0	-	-	-	-	-	-	-	-	-	0	-	0	0	0	-	0	-	-	-	
34 TATAY Carlos	SPA	0	320.5	0	-	-	-	-	-	-	0	0	-	-	-	-	-	-	-	-	-	-	-	
35 DALLA PORTA Lorenzo	ITA	0	320.5	0	0	0	-	0	0	0	-	-	-	-	-	-	-	-	-	-	-	-	-	
36 AGIUS Senna	AUS	0	320.5	0	-	-	-	0	0	-	-	-	-	-	-	-	-	0	-	-	-	-	-	
37 RATO Mattia	ITA	0	320.5	0	-	-	-	-	-	-	-	-	-	0	0	-	-	-	-	-	-	-	-	
38 MINAMIMOTO Soichiro	JPN	0	320.5	0	-	0	0	0	-	-	-	-	-	-	-	-	-	-	-	-	-	-	-	
39 CASADEI Mattia	ITA	0	320.5	0	-	-	-	-	-	-	-	-	-	-	-	-	-	0	0	-	0	0	-	
40 DANIEL Kasma	MAL	0	320.5	0	-	-	-	-	-	0	0	-	-	-	-	-	-	-	-	-	-	-	-	
41 RUIZ Yeray	SPA	0	320.5	0	-	-	-	-	-	-	-	0	-	-	0	-	-	-	-	-	-	-	-	
42 SANCHIS David	SPA	0	320.5	0	-	-	0	-	-	-	-	-	-	-	-	-	-	-	-	-	-	-	-	
43 AZMAN Helmi	MAL	0	320.5	0	-	-	-	-	-	-	-	-	-	-	-	-	-	-	-	-	-	-	0	
44 BALDASSARRI Lorenzo	ITA	0	320.5	0	-	-	-	-	-	-	-	-	-	-	-	-	-	-	0	-	-	-	-	

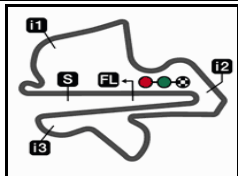
These data/results cannot be reproduced, stored and/or transmitted in whole or in part by any manner of electronic, mechanical, photocopying, recording, broadcasting or otherwise now known or herein after developed without the previous express consent by the copyright owner, except for reproduction in daily press and regular printed publications on sale to the public within 60 days of the event related to those data/results and always provided that copyright symbol appears together as follows below.  
© DORNA, 2023

Official MotoGP Timing by TISSOT  
www.motogp.com

Sepang, Sunday, November 12, 2023

Page 2 of 3





5543 m.

## PETRONAS GRAND PRIX OF MALAYSIA

Moto2™

## World Championship Classification

30

Constructor		Points	Leader	Previous	POR	ARG	AME	SPA	FRA	ITA	GER	NED	GBR	AUT	CAT	RSM	IND	JPN	INA	AUS	THA	MAL	QAT	VAL
1	KALEX	422.5			25	25	25	25	25	25	25	25	20	25	25	25	25	25	25	12.5	20	20		
2	BOSCOCURIO	236	186.5	187	3	20	10	16	16	10	11	13	25	7	8	16	4	3	16	8	25	25		
3	FORWARD	4	418.5	232	-	-	-	-	-	-	-	-	-	-	-	-	1	-	-	-	-	-	3	

Team		Points	Leader	Previous	POR	ARG	AME	SPA	FRA	ITA	GER	NED	GBR	AUT	CAT	RSM	IND	JPN	INA	AUS	THA	MAL	QAT	VAL
1	RED BULL KTM AJO	399.5			33	11	29	28	-	25	32	23	18	20	26	25	27	16	26	4.5	29	27		
2	ELF MARC VDS RACING TEAM	334.5	65	65	25	31	23	38	26	20	29	14	15	10	7	13	20	5	16	12.5	15	15		
3	BETA TOOLS SPEEDUP	289	110.5	45.5	3	21	19	22	24	10	19	23	25	7	11	16	4	3	16	8	33	25		
4	IDEMITSU HONDA TEAM ASIA	273	126.5	16	7	8	6	9	17	8	15	20	15	27	11	21	-	45	9	5	27	23		
5	PONS WEGOW LOS40	243	156.5	30	21	24	8	16	6	19	5	14	20	8	33	5	13	8	28	10	5	-		
6	INDE GASGAS ASPAR TEAM	203	196.5	40	10	16	-	10	11	16	16	25	-	16	25	4	3	15	13	5	7	11		
7	QJMOTOR GRESINI MOTO2	156.5	243	46.5	19	9	24	7	23	9	3	1	8	13	1	7	6	11	-	6.5	3	6		
8	CORREOS PREPAGO YAMAHA VR46 T	122.5	277	34	11	5	6	4	-	8	10	8	11	-	11	9	11	10	11	1.5	6	-		
9	ITALTRANS RACING TEAM	108.5	291	14	2	2	2	2	6	7	1	-	13	5	5	8	21	4	12	5.5	4	9		
10	FANTIC RACING	106	293.5	2.5	5	3	7	-	13	11	6	6	4	25	6	20	-	-	-	-	-	-	-	
11	FIETEN OLIE RACING GP	70	329.5	36	4	-	-	3	9	-	4	4	10	-	4	1	18	8	-	-	-	-	5	
12	ONLYFANS AMERICAN RACING	51	348.5	19	-	-	-	-	-	-	-	-	-	2	-	2	7	9	-	5	10	16		
13	LIQUI MOLY HUSQVARNA INTACT GP	44	355.5	7	-	10	-	1	5	-	-	2	1	6	-	-	9	6	3	-	1	-		
14	PERTAMINA MANDALIKA SAG TEAM	34.5	365	9.5	-	-	16	-	-	2	-	-	-	1	-	3	-	-	6	6.5	-	-		
15	FORWARD TEAM	4	395.5	30.5	-	-	-	-	-	-	-	-	-	-	-	-	1	-	-	-	-	-	3	

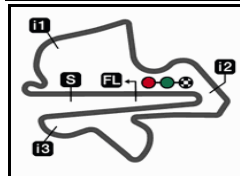
These data/results cannot be reproduced, stored and/or transmitted in whole or in part by any manner of electronic, mechanical, photocopying, recording, broadcasting or otherwise now known or herein after developed without the previous express consent by the copyright owner, except for reproduction in daily press and regular printed publications on sale to the public within 60 days of the event related to those data/results and always provided that copyright symbol appears together as follows below.  
© DORNA, 2023

Official MotoGP Timing by TISSOT  
www.motogp.com

Sepang, Sunday, November 12, 2023

Page 3 of 3





**PETRONAS GRAND PRIX OF MALAYSIA**  
**Race**  
**Lap Chart**

5543 m.

**31**

Pos	1	2	3	4	5	6	7	8	9	10	11	12	13	14	15	16	17	18	19	20	21	22	23	24	25	26	27	28	29	30	31
Grid	54	13	18	40	24	37	14	96	35	16	22	11	79	7	21	75	23	12	71	84	52	64	17	3	28	33	4	5	20	9	32



1	54	37	24	13	40	79	14	21	96	22	11	16	35	7	75	52	23	3	84	4	71	5	12	17	33	28	32	64	9	20	18
2	54	37	24	13	79	21	96	40	22	11	16	7	35	75	52	23	84	71	12	4	5	17	28	14	33	64	9	32	20	3	18
3	54	37	24	21	79	96	40	22	11	35	16	7	75	52	23	84	71	12	4	17	14	5	64	33	9	32	20	3	13	18	
4	54	37	24	21	79	96	22	11	35	16	7	75	52	40	23	71	12	4	17	84	14	64	5	33	9	32	20	3	13	18	
5	54	37	24	21	79	96	22	35	16	7	75	52	40	23	71	12	17	14	4	84	64	33	9	32	20	3	13	11	18		
6	54	37	24	21	79	96	35	22	16	7	75	52	23	71	12	17	14	4	84	64	33	9	32	20	3	13	11				
7	54	37	24	21	79	96	35	22	16	7	75	52	23	71	12	14	17	4	84	64	33	9	32	20	3	13	11				
8	54	37	24	21	79	96	35	22	16	7	75	52	14	23	12	71	17	4	64	84	33	9	32	20	3	13	11				
9	54	37	24	21	79	96	35	22	16	7	75	52	14	12	23	17	71	64	4	84	33	9	32	3	11						
10	54	37	24	21	79	96	35	22	16	75	7	52	14	17	12	71	23	64	84	4	33	9	32	3	11						
L	11	54	37	24	79	21	96	35	22	16	75	7	52	14	17	12	71	23	64	84	4	33	9	32	3	11					
a	12	54	37	24	79	21	96	35	22	16	75	7	14	52	17	12	71	23	64	84	4	33	9	32	3	11					
P	13	54	37	24	79	21	96	35	22	16	75	7	14	52	17	12	71	23	64	84	4	33	9	32	3	11					
S	14	54	37	24	79	21	96	35	22	16	75	7	14	52	17	12	71	23	64	84	4	33	9	32	3	11					
	15	54	37	24	79	21	96	35	22	16	75	7	14	52	17	12	71	23	64	84	4	33	9	32	3	11					
	16	54	37	24	79	21	96	35	22	16	75	7	14	52	17	12	71	23	64	84	4	33	9	32	3	11					
	17	54	37	24	79	96	35	22	16	75	14	7	52	17	12	71	23	64	84	4	33	9	21	32	3						

Winner     Lapped rider

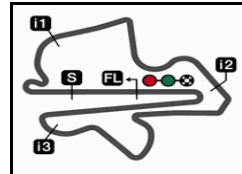
These data/results cannot be reproduced, stored and/or transmitted in whole or in part by any manner of electronic, mechanical, photocopying, recording, broadcasting or otherwise now known or herein after developed without the previous express consent by the copyright owner, except for reproduction in daily press and regular printed publications on sale to the public within 60 days of the event related to those data/results and always provided that copyright symbol appears together as follows below.

© DORNA, 2023

Official MotoGP Timing by TISSOT  
 www.motogp.com

Sepang, Sunday, November 12, 2023





5543 m.

# PETRONAS GRAND PRIX OF MALAYSIA

## Race

### Fastest Lap of Each Rider

32

	Rider	Nation	Team	Motorcycle	Time	Lap Total	Gap
1	54 <b>Fermín ALDEGUER</b>	SPA	Beta Tools SpeedUp	BOSCOSCURO	<b>2'06.151</b>	3 17	
2	37 <b>Pedro ACOSTA</b>	SPA	Red Bull KTM Ajo	KALEX	<b>2'06.754</b>	3 17	0.603 0.603
3	21 <b>Alonso LOPEZ</b>	SPA	Beta Tools SpeedUp	BOSCOSCURO	<b>2'06.984</b>	5 17	0.833 0.230
4	35 <b>Somkiat CHANTRA</b>	THA	IDEMITSU Honda Team Asia	KALEX	<b>2'07.039</b>	4 17	0.888 0.055
5	24 <b>Marcos RAMIREZ</b>	SPA	OnlyFans American Racing	KALEX	<b>2'07.144</b>	3 17	0.993 0.105
6	79 <b>Ai OGURA</b>	JPN	IDEMITSU Honda Team Asia	KALEX	<b>2'07.181</b>	5 17	1.030 0.037
7	40 <b>Aron CANET</b>	SPA	Pons Wegow Los40	KALEX	<b>2'07.190</b>	3 5	1.039 0.009
8	96 <b>Jake DIXON</b>	GBR	Inde GASGAS Aspar Team	KALEX	<b>2'07.207</b>	3 17	1.056 0.017
9	11 <b>Sergio GARCIA</b>	SPA	Pons Wegow Los40	KALEX	<b>2'07.212</b>	3 16	1.061 0.005
10	22 <b>Sam LOWES</b>	GBR	Elf Marc VDS Racing Team	KALEX	<b>2'07.310</b>	4 17	1.159 0.098
11	14 <b>Tony ARBOLINO</b>	ITA	Elf Marc VDS Racing Team	KALEX	<b>2'07.354</b>	11 17	1.203 0.044
12	16 <b>Joe ROBERTS</b>	USA	Italtrans Racing Team	KALEX	<b>2'07.354</b>	10 17	1.203
13	13 <b>Celestino VIETTI</b>	ITA	Fantic Racing	KALEX	<b>2'07.481</b>	2 8	1.330 0.127
14	17 <b>Alex ESCRIG</b>	SPA	Forward Team	FORWARD	<b>2'07.548</b>	14 17	1.397 0.067
15	7 <b>Barry BALTUS</b>	BEL	Fieten Olie Racing GP	KALEX	<b>2'07.589</b>	6 17	1.438 0.041
16	75 <b>Albert ARENAS</b>	SPA	Red Bull KTM Ajo	KALEX	<b>2'07.656</b>	6 17	1.505 0.067
17	52 <b>Jeremy ALCOBA</b>	SPA	QJMOTOR Gresini Moto2	KALEX	<b>2'07.706</b>	3 17	1.555 0.050
18	3 <b>Lukas TULOVIC</b>	GER	Liqui Moly Husqvarna Intact GP	KALEX	<b>2'07.902</b>	4 17	1.751 0.196
19	71 <b>Dennis FOGGIA</b>	ITA	Italtrans Racing Team	KALEX	<b>2'07.903</b>	4 17	1.752 0.001
20	12 <b>Filip SALAC</b>	CZE	QJMOTOR Gresini Moto2	KALEX	<b>2'07.921</b>	6 17	1.770 0.018
21	18 <b>Manuel GONZALEZ</b>	SPA	Correos Prepagó Yamaha VR46 Te	KALEX	<b>2'07.936</b>	3 5	1.785 0.015
22	23 <b>Taiga HADA</b>	JPN	Pertamina Mandalika SAG Team	KALEX	<b>2'08.039</b>	3 17	1.888 0.103
23	4 <b>Sean Dylan KELLY</b>	USA	Forward Team	FORWARD	<b>2'08.196</b>	3 17	2.045 0.157
24	84 <b>Zonta VD GOORBERGH</b>	NED	Fieten Olie Racing GP	KALEX	<b>2'08.256</b>	3 17	2.105 0.060
25	64 <b>Bo BENDSNEYDER</b>	NED	Pertamina Mandalika SAG Team	KALEX	<b>2'08.322</b>	4 17	2.171 0.066
26	28 <b>Izan GUEVARA</b>	SPA	Inde GASGAS Aspar Team	KALEX	<b>2'08.581</b>	2 2	2.430 0.259
27	33 <b>Rory SKINNER</b>	GBR	OnlyFans American Racing	KALEX	<b>2'08.777</b>	4 17	2.626 0.196
28	5 <b>Kohta NOZANE</b>	JPN	Correos Prepagó Yamaha VR46 Te	KALEX	<b>2'09.021</b>	4 4	2.870 0.244
29	9 <b>Mattia CASADEI</b>	ITA	Fantic Racing	KALEX	<b>2'09.048</b>	8 17	2.897 0.027
30	32 <b>Helmi AZMAN</b>	MAL	Petronas MIE Racing RW	KALEX	<b>2'10.037</b>	4 17	3.886 0.989
31	20 <b>Azroy ANUAR</b>	MAL	Petronas MIE Racing RW	KALEX	<b>2'10.466</b>	4 8	4.315 0.429

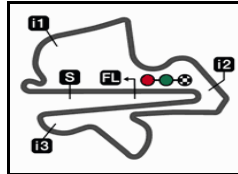
These data/results cannot be reproduced, stored and/or transmitted in whole or in part by any manner of electronic, mechanical, photocopying, recording, broadcasting or otherwise now known or herein after developed without the previous express consent by the copyright owner, except for reproduction in daily press and regular printed publications on sale to the public within 60 days of the event related to those data/results and always provided that copyright symbol appears together as follows below.

© DORNA, 2023

Official MotoGP Timing by TISSOT  
www.motogp.com

Sepang, Sunday, November 12, 2023





5543 m.

**PETRONAS GRAND PRIX OF MALAYSIA**

After the Race

**Event Best Maximum Speed****33**

Rider	Nation Team	Motorcycle	Km/h
28 Izan GUEVARA	SPA Inde GASGAS Aspar Team	KALEX	279.7 Practice Nr. 1
79 Ai OGURA	JPN IDEMITSU Honda Team Asia	KALEX	279.0 Race
35 Somkiat CHANTRA	THA IDEMITSU Honda Team Asia	KALEX	278.3 Practice Nr. 3
75 Albert ARENAS	SPA Red Bull KTM Ajo	KALEX	277.6 Practice Nr. 3
71 Dennis FOGGIA	ITA Italtrans Racing Team	KALEX	277.6 Practice Nr. 3
15 Darryn BINDER	RSA Liqui Moly Husqvarna Intact GP	KALEX	276.9 Practice Nr. 1
54 Fermín ALDEGUER	SPA Beta Tools SpeedUp	BOSCOSCURO	276.9 Practice Nr. 3
21 Alonso LOPEZ	SPA Beta Tools SpeedUp	BOSCOSCURO	276.9 Practice Nr. 3
96 Jake DIXON	GBR Inde GASGAS Aspar Team	KALEX	276.9 Race
37 Pedro ACOSTA	SPA Red Bull KTM Ajo	KALEX	276.9 Practice Nr. 3
52 Jeremy ALCOBA	SPA QJMOTOR Gresini Moto2	KALEX	276.2 Race
13 Celestino VIETTI	ITA Fantic Racing	KALEX	276.2 Practice Nr. 3
11 Sergio GARCIA	SPA Pons Wegow Los40	KALEX	276.2 Qualifying Nr. 2
3 Lukas TULOVIC	GER Liqui Moly Husqvarna Intact GP	KALEX	276.2 Practice Nr. 3
18 Manuel GONZALEZ	SPA Correos Prepagó Yamaha VR46 T	KALEX	275.5 Practice Nr. 3
5 Kohta NOZANE	JPN Correos Prepagó Yamaha VR46 T	KALEX	275.5 Practice Nr. 3
7 Barry BALTUS	BEL Fieten Olie Racing GP	KALEX	275.5 Qualifying Nr. 2
14 Tony ARBOLINO	ITA Elf Marc VDS Racing Team	KALEX	275.5 Practice Nr. 3
23 Taiga HADA	JPN Pertamina Mandalika SAG Team	KALEX	274.8 Practice Nr. 3
17 Alex ESCRIG	SPA Forward Team	FORWARD	274.8 Race
33 Rory SKINNER	GBR OnlyFans American Racing	KALEX	274.8 Practice Nr. 3
64 Bo BENDSNEYDER	NED Pertamina Mandalika SAG Team	KALEX	274.8 Race
24 Marcos RAMIREZ	SPA OnlyFans American Racing	KALEX	274.1 Qualifying Nr. 2
40 Aron CANET	SPA Pons Wegow Los40	KALEX	274.1 Race
16 Joe ROBERTS	USA Italtrans Racing Team	KALEX	274.1 Race
84 Zonta VD GOORBERGH	NED Fieten Olie Racing GP	KALEX	274.1 Practice Nr. 3
22 Sam LOWES	GBR Elf Marc VDS Racing Team	KALEX	273.4 Practice Nr. 1
4 Sean Dylan KELLY	USA Forward Team	FORWARD	273.4 Race
9 Mattia CASADEI	ITA Fantic Racing	KALEX	273.4 Practice Nr. 3
12 Filip SALAC	CZE QJMOTOR Gresini Moto2	KALEX	273.4 Race
32 Helmi AZMAN	MAL Petronas MIE Racing RW	KALEX	270.6 Race
20 Azroy ANUAR	MAL Petronas MIE Racing RW	KALEX	270.0 Qualifying Nr. 1

These data/results cannot be reproduced, stored and/or transmitted in whole or in part by any manner of electronic, mechanical, photocopying, recording, broadcasting or otherwise now known or herein after developed without the previous express consent by the copyright owner, except for reproduction in daily press and regular printed publications on sale to the public within 60 days of the event related to those data/results and always provided that copyright symbol appears together as follows below.

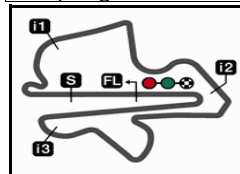
© DORNA, 2023

Official MotoGP Timing by TISSOT  
www.motogp.com

Sepang, Sunday, November 12, 2023







5543 m.

## PETRONAS GRAND PRIX OF MALAYSIA

## Race

## Chronological Analysis of Performances

34

\* Lap / Sector time cancelled

T1 Time from finish line to 1st intermedie

T3 Time from 2nd intermed. to 3rd intermed.

P Crossing the finish line in pit lane

T2 Time from 1st intermed. to 2nd intermed.

T4 Time from 3rd intermedie to finish line

Lap	Lap Time	T1	T2	T3	T4	Speed	Lap	Lap Time	T1	T2	T3	T4	Speed	
<b>1st</b>	<b>54</b>	<b>Fermín ALDEGUER</b> Beta Tools SpeedUp SPA						5	<b>2'07.485</b>	26.547	29.033	38.910	32.995	269.3
		Runs=1	Total laps=17	Full laps=16	Valid laps=16		6	<b>2'07.444</b>	26.409	28.976	38.880	33.179	269.3	
1	2'11.826	31.853	28.697	38.443	32.833	222.6	7	<b>2'07.559</b>	26.462	28.987	38.957	33.153	268.6	
2	<b>2'06.316</b>	26.281	28.620	38.572	32.843	268.6	8	<b>2'07.446</b>	26.474	28.997	38.888	33.087	270.6	
3	<b>2'06.151</b>	26.164	28.621	38.472	32.894	270.0	9	<b>2'07.567</b>	26.478	29.033	38.964	33.092	269.3	
4	<b>2'06.557</b>	26.279	28.630	38.509	33.139	271.3	10	<b>2'07.301</b>	26.448	28.868	38.800	33.185	269.3	
5	<b>2'06.510</b>	26.340	28.776	38.607	32.787	268.6	11	<b>2'07.534</b>	26.472	29.024	38.839	33.199	270.0	
6	<b>2'06.719</b>	26.401	28.746	38.668	32.904	270.0	12	<b>2'07.724</b>	26.562	29.064	39.023	33.075	269.3	
7	<b>2'06.636</b>	26.389	28.840	38.554	32.853	269.3	13	<b>2'07.810</b>	26.654	29.064	38.924	33.168	269.3	
8	<b>2'06.839</b>	26.432	28.828	38.680	32.899	270.6	14	<b>2'07.939</b>	26.642	29.122	39.028	33.147	268.6	
9	<b>2'06.919</b>	26.385	28.885	38.757	32.892	271.3	15	<b>2'07.639</b>	26.653	29.033	38.803	33.150	270.0	
10	<b>2'07.048</b>	26.412	28.942	38.699	32.995	270.6	16	<b>2'08.068</b>	26.516	29.165	39.068	33.319	269.3	
11	<b>2'07.156</b>	26.401	28.823	38.810	33.122	270.6	17	<b>2'07.433</b>	26.472	29.182	38.790	32.989	268.6	
12	<b>2'07.064</b>	26.420	28.808	38.808	33.028	271.3								
13	<b>2'07.208</b>	26.489	28.870	38.794	33.055	270.6	<b>4th</b>	<b>79</b>	<b>Ai OGURA</b> IDEMITSU Honda Te JPN					
14	<b>2'07.073</b>	26.365	28.838	38.743	33.127	270.6			Runs=1	Total laps=17	Full laps=16	Valid laps=16		
15	<b>2'07.436</b>	26.444	28.970	38.978	33.044	271.3	1	2'14.621	33.538	29.308	38.842	32.933	231.7	
16	<b>2'07.719</b>	26.492	29.068	38.997	33.162	271.3	2	<b>2'07.568</b>	26.459	28.826	39.315	32.968	270.6	
17	<b>2'09.201</b>	26.625	28.940	39.206	34.430	270.0	3	<b>2'07.413</b>	26.340	28.890	39.151	33.032	274.1	
							4	<b>2'07.305</b>	26.371	29.097	38.913	32.924	274.1	
<b>2nd</b>	<b>37</b>	<b>Pedro ACOSTA</b> Red Bull KTM Ajo SPA						5	<b>2'07.181</b>	26.383	29.031	38.911	32.856	271.3
		Runs=1	Total laps=17	Full laps=16	Valid laps=16		6	<b>2'07.445</b>	26.525	28.995	38.971	32.954	268.6	
1	2'12.891	32.387	28.854	38.763	32.887	228.8	7	<b>2'07.195</b>	26.467	28.912	38.882	32.934	271.3	
2	<b>2'06.919</b>	26.521	28.754	38.729	32.915	272.7	8	<b>2'07.472</b>	26.446	29.005	38.962	33.059	273.4	
3	<b>2'06.754</b>	26.513	28.811	38.646	32.784	273.4	9	<b>2'07.570</b>	26.476	29.132	38.955	33.007	269.3	
4	<b>2'07.112</b>	26.371	29.083	38.695	32.963	274.8	10	<b>2'07.467</b>	26.459	29.205	38.802	33.001	273.4	
5	<b>2'07.105</b>	26.443	28.922	38.798	32.942	273.4	11	<b>2'07.794</b>	26.538	29.155	39.069	33.032	279.0	
6	<b>2'07.118</b>	26.483	28.926	38.775	32.934	274.1	12	<b>2'07.294</b>	26.463	28.935	38.838	33.058	270.6	
7	<b>2'07.234</b>	26.501	29.100	38.765	32.868	274.1	13	<b>2'07.546</b>	26.611	28.995	38.939	33.001	270.0	
8	<b>2'07.436</b>	26.518	28.892	38.967	33.059	275.5	14	<b>2'07.578</b>	26.587	29.066	38.901	33.024	270.0	
9	<b>2'07.787</b>	26.648	29.132	39.019	32.988	274.8	15	<b>2'07.437</b>	26.534	29.041	38.819	33.043	271.3	
10	<b>2'07.362</b>	26.554	29.049	38.840	32.919	274.8	16	<b>2'07.971</b>	26.473	29.007	38.969	33.522	270.0	
11	<b>2'06.922</b>	26.415	29.041	38.610	32.856	276.2	17	<b>2'07.513</b>	26.583	29.052	38.843	33.035	271.3	
12	<b>2'07.291</b>	26.488	28.968	38.791	33.044	275.5								
13	<b>2'07.589</b>	26.568	29.056	38.941	33.024	274.8	<b>5th</b>	<b>96</b>	<b>Jake DIXON</b> Inde GASGAS Aspar GBR					
14	<b>2'07.712</b>	26.533	29.090	39.075	33.014	274.1			Runs=1	Total laps=17	Full laps=16	Valid laps=16		
15	<b>2'07.594</b>	26.606	29.023	38.890	33.075	275.5	1	2'15.285	34.214	29.328	38.881	32.862	227.3	
16	<b>2'07.996</b>	26.785	29.178	39.010	33.023	274.1	2	<b>2'07.425</b>	26.841	28.938	38.697	32.949	276.9	
17	<b>2'08.684</b>	26.839	29.143	39.182	33.520	273.4	3	<b>2'07.207</b>	26.461	28.991	38.685	33.070	269.3	
							4	<b>2'07.605</b>	26.374	29.070	39.114	33.047	274.1	
<b>3rd</b>	<b>24</b>	<b>Marcos RAMIREZ</b> OnlyFans American R SPA						5	<b>2'07.293</b>	26.432	29.093	38.815	32.953	270.6
		Runs=1	Total laps=17	Full laps=16	Valid laps=16		6	<b>2'07.412</b>	26.424	28.982	38.996	33.010	270.6	
1	2'13.337	32.684	28.867	38.769	33.017	226.8	7	<b>2'07.277</b>	26.462	29.021	38.832	32.962	273.4	
2	<b>2'07.162</b>	26.376	28.877	38.792	33.117	270.6	8	<b>2'07.373</b>	26.506	29.047	38.764	33.056	272.7	
3	<b>2'07.144</b>	26.431	28.847	38.744	33.122	270.6	9	<b>2'07.227</b>	26.440	29.082	38.857	32.848	271.3	
4	<b>2'07.344</b>	26.512	29.026	38.790	33.016	270.0	10	<b>2'07.594</b>	26.566	29.004	38.833	33.191	270.6	

**Fastest Lap:** Fermín ALDEGUER Beta Tools SpeedUp SPA **2'06.151** 26.164 28.621 38.472 32.894

These data/results cannot be reproduced, stored and/or transmitted in whole or in part by any manner of electronic, mechanical, photocopying, recording, broadcasting or otherwise now known or herein after developed without the previous express consent by the copyright owner, except for reproduction in daily press and regular printed publications on sale to the public within 60 days of the event related to those data/results and always provided that copyright symbol appears together as follows below.  
© DORNA, 2023

# Race

# Moto2

Lap	Lap Time	T1	T2	T3	T4	Speed	Lap	Lap Time	T1	T2	T3	T4	Speed
11	2'07.741	26.588	29.188	38.866	33.099	270.0	7	2'07.785	26.484	28.994	39.080	33.227	272.0
12	2'07.745	26.583	29.103	38.996	33.063	269.3	8	2'07.497	26.422	29.015	38.843	33.217	270.6
13	2'07.708	26.584	29.076	38.841	33.207	271.3	9	2'07.471	26.518	29.032	38.784	33.137	270.0
14	2'07.726	26.720	29.169	38.723	33.114	270.6	10	2'07.354	26.424	28.990	38.848	33.092	270.0
15	2'07.788	26.466	29.207	38.948	33.167	270.6	11	2'07.471	26.533	29.096	38.734	33.108	271.3
16	2'07.964	26.461	29.313	38.908	33.282	270.0	12	2'07.453	26.542	28.986	38.843	33.082	272.0
17	2'07.660	26.579	29.132	38.750	33.199	270.6	13	2'08.007	26.759	29.119	38.782	33.347	271.3

**6th 35 Somkiat CHANTRA** IDEMITSU Honda Te THA  
Runs=1 Total laps=17 Full laps=16 Valid laps=16

1	2'16.827	34.800	29.476	38.994	33.557	220.8
2	2'07.692	26.783	28.971	38.877	33.061	271.3
3	2'07.590	26.536	29.059	38.898	33.097	274.8
4	2'07.039	26.408	28.951	38.714	32.966	276.2
5	2'07.362	26.592	29.028	38.852	32.890	274.8
6	2'07.378	26.492	28.961	38.845	33.080	273.4
7	2'07.379	26.559	29.030	38.825	32.965	272.7
8	2'07.516	26.545	29.027	38.815	33.129	274.1
9	2'07.690	26.588	29.214	38.931	32.957	270.6
10	2'07.404	26.539	29.039	38.936	32.890	272.7
11	2'07.718	26.541	29.137	38.888	33.152	272.0
12	2'07.527	26.605	29.022	38.977	32.923	272.0
13	2'07.731	26.679	29.113	38.941	32.998	272.7
14	2'07.663	26.546	29.133	39.017	32.967	272.0
15	2'07.527	26.504	29.083	39.017	32.923	274.1
16	2'07.913	26.537	29.196	39.141	33.039	272.0
17	2'08.097	26.738	29.249	39.053	33.057	272.0

**7th 22 Sam LOWES** Elf Marc VDS Racing GBR  
Runs=1 Total laps=17 Full laps=16 Valid laps=16

1	2'16.153	33.876	29.493	39.486	33.298	229.7
2	2'07.336	26.555	28.865	38.776	33.140	271.3
3	2'07.332	26.576	28.941	38.783	33.032	270.6
4	2'07.310	26.514	29.023	38.740	33.033	271.3
5	2'07.679	26.673	29.016	38.734	33.256	270.0
6	2'08.118	26.848	29.045	38.952	33.273	266.6
7	2'07.810	26.903	29.057	38.783	33.067	267.9
8	2'07.400	26.579	28.997	38.781	33.043	272.7
9	2'07.760	26.747	29.129	38.889	32.995	271.3
10	2'07.439	26.729	29.020	38.738	32.952	270.6
11	2'07.671	26.684	29.025	38.831	33.131	271.3
12	2'07.654	26.761	28.948	38.868	33.077	270.6
13	2'07.665	26.740	29.010	38.769	33.146	270.6
14	2'07.584	26.686	28.972	38.826	33.100	272.0
15	2'07.750	26.722	29.055	38.926	33.047	272.0
16	2'07.901	26.678	29.219	38.953	33.051	270.6
17	2'09.016	26.903	29.229	39.398	33.486	270.0

**8th 16 Joe ROBERTS** Italtrans Racing Team USA  
Runs=1 Total laps=17 Full laps=16 Valid laps=16

1	2'16.528	34.269	29.426	39.036	33.797	225.9
2	2'07.634	26.508	29.022	38.666	33.438	273.4
3	2'08.040	26.718	29.072	38.872	33.378	270.6
4	2'07.724	26.631	29.018	38.839	33.236	274.1
5	2'07.725	26.646	29.028	38.884	33.167	269.3
6	2'07.521	26.541	28.980	38.849	33.151	269.3

**9th 75 Albert ARENAS** Red Bull KTM Ajo SPA  
Runs=1 Total laps=17 Full laps=16 Valid laps=16

1	2'16.879	34.635	29.496	39.483	33.265	232.2
2	2'08.092	26.956	29.142	38.844	33.150	270.0
3	2'07.867	26.603	29.085	38.933	33.246	274.8
4	2'07.668	26.513	29.112	38.771	33.272	274.1
5	2'07.938	26.607	29.070	39.124	33.137	272.7
6	2'07.656	26.569	29.108	38.909	33.070	272.7
7	2'07.781	26.592	29.157	38.816	33.216	273.4
8	2'07.678	26.668	29.048	38.812	33.150	272.7
9	2'07.791	26.650	29.074	38.941	33.126	272.0
10	2'07.717	26.585	28.971	38.872	33.289	276.2
11	2'07.739	26.580	29.143	38.891	33.125	272.0
12	2'08.002	26.700	29.162	39.013	33.127	274.1
13	2'08.132	26.678	29.215	39.061	33.178	271.3
14	2'08.190	26.659	29.191	39.111	33.229	271.3
15	2'08.062	26.713	29.190	39.013	33.146	271.3
16	2'08.468	26.694	29.362	39.150	33.262	271.3
17	2'08.722	26.850	29.339	39.093	33.440	270.6

**10th 14 Tony ARBOLINO** Elf Marc VDS Racing ITA  
Runs=1 Total laps=17 Full laps=16 Valid laps=16

1	2'14.825	33.614	29.350	38.964	32.897	227.3
2	2'13.822	26.450	28.953	45.157	33.262	273.4
3	2'08.496	26.677	29.527	39.124	33.168	274.8
4	2'07.478	26.503	29.128	38.876	32.971	274.1
5	2'08.474	26.870	29.128	39.362	33.114	272.7
6	2'07.703	26.642	29.126	38.840	33.095	272.0
7	2'07.556	26.474	29.089	38.940	33.053	274.8
8	2'08.040	26.592	29.122	39.215	33.111	274.1
9	2'07.650	26.516	29.173	38.932	33.029	272.7
10	2'07.427	26.467	29.222	38.752	32.986	272.7
11	2'07.354	26.450	29.180	38.746	32.978	273.4
12	2'07.972	26.510	29.115	39.159	33.188	273.4
13	2'07.853	26.615	29.198	39.003	33.037	271.3
14	2'08.024	26.616	29.083	39.289	33.036	272.7
15	2'07.614	26.673	29.165	38.845	32.931	273.4
16	2'07.479	26.522	29.132	38.900	32.925	272.0
17	2'07.601	26.498	29.022	39.020	33.061	272.7

**11th 7 Barry BALTUS** Fieten Olie Racing GP BEL  
Runs=1 Total laps=17 Full laps=16 Valid laps=16

1	2'16.836	34.428	29.447	39.212	33.749	230.7
2	2'07.613	26.511	28.879	38.987	33.236	272.7

**Fastest Lap:** Fermín ALDEGUER Beta Tools SpeedUp SPA 2'06.151 26.164 28.621 38.472 32.894

These data/results cannot be reproduced, stored and/or transmitted in whole or in part by any manner of electronic, mechanical, photocopying, recording, broadcasting or otherwise now known or herein after developed without the previous express consent by the copyright owner, except for reproduction in daily press and regular printed publications on sale to the public within 60 days of the event related to those data/results and always provided that copyright symbol appears together as follows below.  
© DORNA, 2023

## Race

## Moto2

Lap	Lap Time	T1	T2	T3	T4	Speed	Lap	Lap Time	T1	T2	T3	T4	Speed	
3	<b>2'07.959</b>	26.819	29.014	38.866	33.260	271.3	<b>14th 12</b> <b>Filip SALAC</b> Runs=1 Total laps=17 Full laps=16 Valid laps=16							
4	<b>2'07.808</b>	26.574	29.017	38.919	33.298	271.3		1	2'18.881	35.791	29.761	40.112	33.217	234.2
5	<b>2'07.675</b>	26.592	28.980	38.904	33.199	269.3		2	<b>2'08.510</b>	26.850	29.121	39.326	33.213	272.0
6	<b>2'07.589</b>	26.637	29.007	<b>38.707</b>	33.238	270.0		3	<b>2'08.113</b>	26.673	29.129	39.075	33.236	272.7
7	<b>2'07.667</b>	26.549	29.040	38.945	<b>33.133</b>	270.6		4	<b>2'08.381</b>	26.699	<b>29.008</b>	39.279	33.395	269.3
8	<b>2'07.768</b>	26.530	29.133	38.915	33.190	271.3		5	<b>2'08.103</b>	26.757	29.183	39.082	<b>33.081</b>	268.6
9	<b>2'08.277</b>	26.734	29.176	38.958	33.409	268.6		6	<b>2'07.921</b>	<b>26.664</b>	29.133	<b>38.924</b>	33.200	270.6
10	<b>2'07.963</b>	26.946	28.982	38.866	33.169	268.6		7	<b>2'08.349</b>	26.825	29.028	39.184	33.312	<b>273.4</b>
11	<b>2'08.011</b>	26.678	29.082	39.086	33.165	272.7		8	<b>2'08.623</b>	26.924	29.173	39.276	33.250	272.0
12	<b>2'08.037</b>	26.618	29.040	39.002	33.377	270.0		9	<b>2'08.322</b>	26.722	29.258	39.211	33.131	268.6
13	<b>2'08.081</b>	26.644	29.121	39.096	33.220	270.0		10	<b>2'08.397</b>	26.708	29.115	39.107	33.467	269.3
14	<b>2'08.222</b>	26.648	29.091	39.099	33.384	270.6		11	<b>2'08.276</b>	26.809	29.210	38.967	33.290	269.3
15	<b>2'08.360</b>	26.684	29.249	39.002	33.425	270.0		12	<b>2'08.556</b>	26.724	29.168	39.366	33.298	270.0
16	<b>2'08.961</b>	26.780	29.279	39.443	33.459	269.3		13	<b>2'08.540</b>	26.820	29.271	39.176	33.273	269.3
17	<b>2'09.121</b>	26.899	29.315	39.435	33.472	267.9		14	<b>2'08.957</b>	26.897	29.358	39.313	33.389	266.6
<b>12th 52</b> <b>Jeremy ALCOBA</b> QJMOTOR Gresini M SPA Runs=1 Total laps=17 Full laps=16 Valid laps=16								15	<b>2'08.806</b>	26.878	29.338	39.290	33.300	267.9
1	2'17.464	35.018	29.610	39.644	33.192	236.8		16	<b>2'08.719</b>	26.905	29.311	39.276	33.227	267.9
2	<b>2'07.879</b>	26.656	29.116	38.935	33.172	270.6	17	<b>2'08.777</b>	26.773	29.271	39.298	33.435	268.6	
3	<b>2'07.706</b>	<b>26.513</b>	<b>29.034</b>	39.032	33.127	<b>276.2</b>	<b>15th 71</b> <b>Dennis FOGGIA</b> Italtrans Racing Team ITA Runs=1 Total laps=17 Full laps=16 Valid laps=16							
4	<b>2'07.884</b>	26.538	29.113	38.930	33.303	274.1	1	2'18.386	35.212	29.973	39.607	33.594	237.3	
5	<b>2'07.882</b>	26.678	29.053	<b>38.921</b>	33.230	271.3	2	<b>2'08.730</b>	27.298	<b>29.042</b>	39.157	33.233	272.0	
6	<b>2'08.083</b>	26.746	29.076	39.085	33.176	273.4	3	<b>2'08.064</b>	26.886	29.095	39.019	33.064	<b>274.8</b>	
7	<b>2'08.344</b>	26.520	29.447	39.135	33.242	272.7	4	<b>2'07.903</b>	26.739	29.051	39.018	33.095	273.4	
8	<b>2'08.393</b>	26.720	29.325	39.127	33.221	271.3	5	<b>2'08.313</b>	26.768	29.378	39.124	<b>33.043</b>	273.4	
9	<b>2'08.158</b>	26.560	29.238	39.156	33.204	270.6	6	<b>2'08.186</b>	26.743	29.178	<b>38.938</b>	33.327	274.1	
10	<b>2'08.232</b>	26.661	29.134	39.077	33.360	270.0	7	<b>2'08.436</b>	26.928	29.082	39.239	33.187	274.8	
11	<b>2'08.157</b>	26.655	29.220	39.145	33.137	270.6	8	<b>2'09.114</b>	26.873	29.330	39.551	33.360	272.7	
12	<b>2'08.848</b>	26.684	29.262	39.595	33.307	269.3	9	<b>2'08.636</b>	26.848	29.184	39.348	33.256	271.3	
13	<b>2'08.265</b>	26.799	29.236	39.078	33.152	272.0	10	<b>2'08.508</b>	27.012	29.270	39.076	33.150	274.1	
14	<b>2'08.450</b>	26.711	29.252	39.208	33.279	271.3	11	<b>2'08.402</b>	26.817	29.105	39.302	33.178	274.1	
15	<b>2'07.891</b>	26.635	29.141	39.082	<b>33.033</b>	271.3	12	<b>2'08.388</b>	26.721	29.159	39.121	33.387	273.4	
16	<b>2'08.154</b>	26.620	29.272	39.178	33.084	270.6	13	<b>2'08.136</b>	<b>26.674</b>	29.158	39.127	33.177	273.4	
17	<b>2'08.077</b>	26.609	29.203	39.135	33.130	270.0	14	<b>2'08.955</b>	26.942	29.373	39.173	33.467	270.6	
<b>13th 17</b> <b>Alex ESCRIG</b> Forward Team SPA Runs=1 Total laps=17 Full laps=16 Valid laps=16							15	<b>2'08.887</b>	27.033	29.236	39.314	33.304	270.6	
1	2'19.601	36.089	29.961	40.213	33.338	238.9	16	<b>2'08.663</b>	26.848	29.290	39.253	33.272	270.0	
2	<b>2'08.455</b>	26.854	29.134	39.112	33.355	274.1	17	<b>2'08.594</b>	26.815	29.182	39.203	33.394	272.0	
3	<b>2'08.230</b>	26.899	29.061	38.878	33.392	274.1	<b>16th 23</b> <b>Taiga HADA</b> Pertamina Mandalika JPN Runs=1 Total laps=17 Full laps=16 Valid laps=16							
4	<b>2'08.239</b>	26.757	<b>29.033</b>	39.009	33.440	274.1	1	2'17.870	34.711	29.770	39.951	33.438	234.7	
5	<b>2'07.932</b>	26.795	29.098	38.946	<b>33.093</b>	<b>274.8</b>	2	<b>2'08.111</b>	26.650	<b>29.068</b>	39.297	33.096	272.7	
6	<b>2'07.798</b>	26.721	29.112	38.734	33.231	272.0	3	<b>2'08.039</b>	<b>26.636</b>	29.172	39.118	33.113	272.7	
7	<b>2'08.838</b>	26.635	29.083	39.941	33.179	274.1	4	<b>2'08.403</b>	26.680	29.304	39.315	33.104	271.3	
8	<b>2'08.284</b>	<b>26.617</b>	29.043	39.141	33.483	272.7	5	<b>2'08.070</b>	26.728	29.176	39.121	<b>33.045</b>	270.6	
9	<b>2'08.097</b>	26.732	29.159	38.953	33.253	273.4	6	<b>2'08.430</b>	26.765	29.174	39.264	33.227	269.3	
10	<b>2'08.054</b>	26.871	29.176	38.741	33.266	272.7	7	<b>2'08.860</b>	26.887	29.445	39.459	33.069	270.6	
11	<b>2'07.783</b>	26.658	29.083	38.779	33.263	272.7	8	<b>2'08.904</b>	26.918	29.257	39.546	33.183	270.6	
12	<b>2'07.875</b>	26.717	29.094	38.790	33.274	272.0	9	<b>2'08.578</b>	26.830	29.192	39.217	33.339	271.3	
13	<b>2'07.783</b>	26.672	29.084	38.837	33.190	270.6	10	<b>2'09.403</b>	27.454	29.484	39.267	33.198	269.3	
14	<b>2'07.548</b>	26.636	29.046	<b>38.724</b>	33.142	272.0	11	<b>2'08.751</b>	26.811	29.254	39.377	33.309	<b>273.4</b>	
15	<b>2'07.777</b>	26.748	29.042	38.772	33.215	274.1	12	<b>2'08.285</b>	26.734	29.251	<b>39.115</b>	33.185	271.3	
16	<b>2'08.533</b>	26.787	29.269	39.014	33.463	270.6	13	<b>2'08.439</b>	26.760	29.174	39.229	33.276	270.6	
17	<b>2'09.342</b>	26.844	29.479	39.246	33.773	271.3	14	<b>2'08.872</b>	26.894	29.308	39.279	33.391	270.6	

**Fastest Lap:** Fermín ALDEGUER Beta Tools SpeedUp SPA **2'06.151** 26.164 28.621 38.472 32.894

These data/results cannot be reproduced, stored and/or transmitted in whole or in part by any manner of electronic, mechanical, photocopying, recording, broadcasting or otherwise now known or herein after developed without the previous express consent by the copyright owner, except for reproduction in daily press and regular printed publications on sale to the public within 60 days of the event related to those data/results and always provided that copyright symbol appears together as follows below.  
© DORNA, 2023

## Race

## Moto2

Lap	Lap Time	T1	T2	T3	T4	Speed	Lap	Lap Time	T1	T2	T3	T4	Speed
15	2'08.971	26.931	29.246	39.345	33.449	272.0	11	2'09.050	26.874	29.401	39.353	33.422	270.0
16	2'09.398	27.012	29.416	39.661	33.309	270.0	12	2'09.046	26.832	29.386	39.396	33.432	270.0
17	2'09.675	26.991	29.438	39.663	33.583	269.3	13	2'09.387	26.842	29.413	39.329	33.803	267.9
<b>17th 64 Bo BENDSNEYDER</b> Pertamina Mandalika NED Runs=1 Total laps=17 Full laps=16 Valid laps=16							<b>14 2'09.866</b> 26.904 29.598 39.787 33.577 268.6						
1	2'20.261	35.683	29.950	40.375	34.253	236.3	15	2'09.743	26.974	29.618	39.670	33.481	270.6
2	2'09.063	26.897	29.232	39.343	33.591	267.9	16	2'09.833	27.078	29.632	39.515	33.608	269.3
3	2'08.428	26.594	29.203	39.111	33.520	274.8	17	2'10.261	26.992	29.688	39.866	33.715	267.9
4	2'08.322	26.612	29.285	39.123	33.302	274.1	<b>20th 33 Rory SKINNER</b> OnlyFans American R GBR Runs=1 Total laps=17 Full laps=16 Valid laps=16						
5	2'08.427	26.686	29.388	39.125	33.228	267.9	1	2'19.666	35.578	30.219	40.051	33.818	238.4
6	2'08.371	26.711	29.197	39.069	33.394	268.6	2	2'09.509	27.272	29.161	39.435	33.641	267.9
7	2'08.539	26.698	29.223	39.134	33.484	270.6	3	2'09.011	26.975	29.157	39.283	33.596	270.6
8	2'08.827	26.873	29.350	39.218	33.386	271.3	4	2'08.777	26.797	29.107	39.425	33.448	270.6
9	2'08.688	26.746	29.225	39.234	33.483	267.3	5	2'09.298	26.925	29.197	39.518	33.658	272.0
10	2'08.963	26.965	29.331	39.278	33.389	269.3	6	2'09.241	27.009	29.389	39.320	33.523	267.9
11	2'08.480	26.688	29.349	39.144	33.299	266.0	7	2'09.270	26.857	29.284	39.568	33.561	267.9
12	2'08.581	26.604	29.373	39.130	33.474	266.6	8	2'09.175	26.872	29.387	39.509	33.407	269.3
13	2'08.350	26.697	29.198	39.098	33.357	266.6	9	2'09.200	26.828	29.270	39.655	33.447	269.3
14	2'08.709	26.682	29.338	39.298	33.391	264.7	10	2'09.164	26.911	29.385	39.439	33.429	268.6
15	2'08.622	26.651	29.342	39.276	33.353	267.9	11	2'09.110	26.860	29.306	39.432	33.512	269.3
16	2'08.556	26.667	29.317	39.263	33.309	262.7	12	2'09.475	27.061	29.267	39.447	33.700	266.0
17	2'08.552	26.698	29.341	39.087	33.426	265.3	13	2'09.631	26.967	29.537	39.620	33.507	267.3
<b>18th 84 Zonta VD GOORBE</b> Fieten Olie Racing GP NED Runs=1 Total laps=17 Full laps=16 Valid laps=16							14 2'09.715 26.855 29.524 39.697 33.639 268.6						
1	2'18.263	35.343	29.731	39.570	33.619	233.7	15	2'09.553	26.964	29.421	39.548	33.620	267.9
2	2'08.398	26.784	29.187	38.991	33.436	268.6	16	2'09.732	26.917	29.552	39.649	33.614	267.3
3	2'08.256	26.716	29.163	38.992	33.385	270.0	17	2'09.609	27.003	29.434	39.635	33.537	266.0
4	2'09.633	26.661	29.200	39.578	34.194	268.6	<b>21st 9 Mattia CASADEI</b> Fantic Racing ITA Runs=1 Total laps=17 Full laps=16 Valid laps=16						
5	2'09.200	27.174	29.236	39.308	33.482	270.0	1	2'20.272	36.410	30.054	40.077	33.731	237.8
6	2'08.648	26.780	29.161	39.237	33.470	269.3	2	2'09.455	27.076	29.363	39.294	33.722	265.3
7	2'08.817	26.793	29.223	39.282	33.519	268.6	3	2'09.285	26.980	29.491	39.314	33.500	271.3
8	2'09.199	26.836	29.359	39.283	33.721	269.3	4	2'09.188	26.816	29.523	39.285	33.564	270.0
9	2'08.798	26.852	29.209	39.175	33.562	270.6	5	2'09.597	26.965	29.525	39.656	33.451	267.3
10	2'09.343	26.976	29.478	39.486	33.403	267.9	6	2'09.446	26.920	29.529	39.426	33.571	266.6
11	2'08.723	26.734	29.334	39.168	33.487	269.3	7	2'09.279	26.894	29.482	39.412	33.491	267.9
12	2'09.018	26.888	29.370	39.244	33.516	268.6	8	2'09.048	26.822	29.426	39.374	33.426	268.6
13	2'08.996	27.008	29.244	39.209	33.535	268.6	9	2'10.285	26.963	29.436	40.412	33.474	267.9
14	2'08.805	26.836	29.355	39.150	33.464	268.6	10	2'09.262	26.839	29.463	39.344	33.616	267.3
15	2'09.414	26.852	29.401	39.553	33.608	270.0	11	2'10.762	26.970	29.592	40.355	33.845	267.3
16	2'09.556	26.958	29.434	39.618	33.546	268.6	12	2'09.818	27.003	29.506	39.716	33.593	266.0
17	2'10.111	27.179	29.686	39.552	33.694	267.3	13	2'11.153	28.066	29.772	39.583	33.732	266.0
<b>19th 4 Sean Dylan KELLY</b> Forward Team USA Runs=1 Total laps=17 Full laps=16 Valid laps=16							14 2'11.018 28.205 29.667 39.571 33.575 266.6						
1	2'18.294	35.125	29.767	39.667	33.735	242.1	15	2'09.512	26.959	29.615	39.490	33.448	267.3
2	2'09.542	27.667	29.130	39.358	33.387	273.4	16	2'10.054	27.154	29.685	39.629	33.586	266.0
3	2'08.196	26.547	29.104	39.143	33.402	272.0	17	2'10.161	27.044	29.519	39.668	33.930	264.7
4	2'08.275	26.550	29.133	39.211	33.381	272.0	<b>22nd 21 Alonso LOPEZ</b> Beta Tools SpeedUp SPA Runs=1 Total laps=17 Full laps=16 Valid laps=16						
5	2'09.086	26.766	29.227	39.563	33.530	270.0	1	2'15.094	34.026	29.057	39.016	32.995	232.2
6	2'08.706	26.702	29.337	39.307	33.360	270.0	2	2'07.260	26.454	28.875	39.017	32.914	272.7
7	2'08.667	26.703	29.352	39.324	33.288	270.0	3	2'07.098	26.453	28.873	38.743	33.029	275.5
8	2'08.983	26.833	29.382	39.426	33.342	270.0	4	2'07.129	26.421	29.072	38.686	32.950	269.3
9	2'09.230	26.785	29.416	39.397	33.632	269.3	5	2'06.984	26.411	29.052	38.606	32.915	270.0
10	2'10.012	27.027	29.544	39.866	33.575	272.7	6	2'07.359	26.601	29.057	38.711	32.990	273.4

**Fastest Lap:** Fermín ALDEGUER Beta Tools SpeedUp SPA 2'06.151 26.164 28.621 38.472 32.894

These data/results cannot be reproduced, stored and/or transmitted in whole or in part by any manner of electronic, mechanical, photocopying, recording, broadcasting or otherwise now known or herein after developed without the previous express consent by the copyright owner, except for reproduction in daily press and regular printed publications on sale to the public within 60 days of the event related to those data/results and always provided that copyright symbol appears together as follows below.  
© DORNA, 2023

## Race

## Moto2

Lap	Lap Time	T1	T2	T3	T4	Speed	Lap	Lap Time	T1	T2	T3	T4	Speed
7	2'07.425	26.396	29.093	39.027	32.909	272.0	3	2'07.212	26.580	28.979	38.709	32.944	270.6
8	2'07.613	26.445	29.010	39.108	33.050	273.4	4	2'07.538	26.450	28.944	38.810	33.334	274.8
9	2'07.610	26.475	29.136	38.870	33.129	273.4	5	3'49.393	26.597	28.987			269.3
10	2'07.519	26.458	29.220	38.767	33.074	272.7	6	2'12.785	29.189	29.907	39.856	33.833	254.1
11	2'08.000	26.580	29.177	39.041	33.202	273.4	7	2'08.904	26.796	29.540	39.210	33.358	268.6
12	2'07.761	26.788	29.029	38.887	33.057	269.3	8	2'07.964	26.599	29.155	38.987	33.223	267.9
13	2'07.701	26.563	29.124	38.944	33.070	274.8	9	2'08.098	26.590	29.093	39.120	33.295	269.3
14	2'07.519	26.526	29.081	38.969	32.943	274.1	10	2'08.000	26.589	29.130	38.878	33.403	268.6
15	2'07.329	26.518	29.088	38.880	32.843	275.5	11	2'07.798	26.655	29.064	38.902	33.177	270.0
16	2'08.065	26.658	29.315	39.087	33.005	274.1	12	2'07.750	26.606	29.062	38.883	33.199	269.3
17	2'55.466	29.422	29.238	39.136	1'17.670	274.1	13	2'08.081	26.624	29.085	38.867	33.505	269.3

**23rd 32 Helmi AZMAN** Petronas MIE Racing MAL  
Runs=1 Total laps=17 Full laps=16 Valid laps=15

1	2'20.191	35.998	29.968	40.183	34.042	240.0
2	2'11.235	27.512	29.837	39.974	33.912	270.6
3	2'10.350	27.094	29.645	39.758	33.853	268.6
4	2'10.037	26.995	29.531	39.712	33.799	267.3
5	2'10.956	27.096	29.808	39.910	34.142	266.0
6	2'10.700	27.107	29.746	40.008	33.839	266.6
7	2'10.482	27.051	29.684	39.862	33.885	266.6
8	2'10.728	27.213	29.818	39.931	33.766	266.0
9	2'10.724	27.178	29.693	39.717	34.136	265.3
10	2'10.668 *	27.141	29.855	39.835	33.837*	266.0
11	2'10.520	27.043	29.720	39.803	33.954	266.0
12	2'10.585	27.044	29.761	39.715	34.065	266.0
13	2'11.198	27.279	29.832	40.088	33.999	263.4
14	2'10.995	27.160	29.837	39.915	34.083	266.0
15	2'11.008	27.223	29.864	39.897	34.024	266.0
16	2'11.921	27.434	30.012	40.301	34.174	264.7
17	2'12.020	27.349	29.985	40.175	34.511	264.0

**24th 3 Lukas TULOVIC** Liqui Moly Husqvarna GER  
Runs=1 Total laps=17 Full laps=16 Valid laps=16

1	2'18.014	34.951	29.793	39.614	33.656	240.0
2	3'00.231	26.798	29.072	39.095	1'25.266	272.7
3	2'08.113	26.900	29.106	38.941	33.166	268.6
4	2'07.902	26.630	29.187	39.014	33.071	270.0
5	2'08.491	26.765	29.145	39.361	33.220	268.6
6	2'08.208	26.814	29.174	39.089	33.131	268.6
7	2'08.092	26.789	29.080	39.104	33.119	267.9
8	2'08.071	26.808	29.133	39.019	33.111	271.3
9	2'08.409	26.823	29.179	39.299	33.108	272.0
10	2'08.275	26.765	29.199	39.230	33.081	270.6
11	2'08.210	26.675	29.265	39.037	33.233	270.6
12	2'08.463	26.715	29.219	39.285	33.244	270.0
13	2'08.425	26.779	29.333	39.171	33.142	270.0
14	2'08.890	26.822	29.736	39.162	33.170	270.6
15	2'08.876	26.862	29.387	39.428	33.199	271.3
16	2'08.829	26.835	29.350	39.383	33.261	270.0
17	2'09.512	26.916	29.392	39.689	33.515	269.3

**25th 11 Sergio GARCIA** Pons Wegow Los40 SPA  
Runs=1 Total laps=16 Full laps=15 Valid laps=15

1	2'16.364	34.328	29.432	39.177	33.427	234.2
2	2'07.773	26.539	29.197	38.712	33.325	272.7

**26th 20 Azroy ANUAR** Petronas MIE Racing MAL  
Runs=1 Total laps=8 Full laps=7 Valid laps=7

1	2'49.131	35.563	29.771	40.218	1'03.579	238.4
2	2'11.739	28.018	29.800	39.952	33.969	258.9
3	2'10.780	27.402	29.703	39.886	33.789	264.0
4	2'10.466	27.380	29.749	39.663	33.674	264.7
5	2'10.646	27.386	29.679	39.874	33.707	263.4
6	2'10.974	27.477	29.730	39.852	33.915	262.7
7	2'10.748	27.262	29.671	40.000	33.815	266.6
8	2'10.837	27.321	29.761	39.902	33.853	264.0
unfinished		27.331	29.816	40.226		263.4

**27th 13 Celestino VIETTI** Fantic Racing ITA  
Runs=1 Total laps=8 Full laps=6 Valid laps=6

1	2'14.068	33.153	29.007	38.727	33.181	221.7
2	2'07.481	26.436	29.094	38.905	33.046	270.0
3	3'14.178	26.411	29.034	1'44.638	34.095	271.3
4	2'11.351	27.023	30.126	40.410	33.792	264.7
5	2'10.633	27.058	29.793	40.176	33.606	264.7
6	2'08.716	26.764	29.501	39.219	33.232	265.3
7	2'08.557	26.740	29.370	39.296	33.151	266.0
8	2'29.913 P	26.707	31.074	43.587	48.545	266.0

**28th 40 Aron CANET** Pons Wegow Los40 SPA  
Runs=1 Total laps=5 Full laps=4 Valid laps=4

1	2'14.255	33.385	28.950	38.684	33.236	224.5
2	2'08.773	26.685	29.049	39.910	33.129	270.0
3	2'07.190	26.381	28.873	38.683	33.253	269.3
4	2'10.882	26.390	28.906	39.789	35.797	272.0
5	2'07.762	26.661	29.116	38.808	33.177	271.3

**29th 18 Manuel GONZALEZ** Correos Prepago Yam SPA  
Runs=1 Total laps=5 Full laps=3 Valid laps=3

1	4'47.572			40.042	33.502	224.5
2	2'08.457	26.880	29.116	39.208	33.253	270.0
3	2'07.936	26.665	29.075	39.036	33.160	270.6
4	2'08.175	26.527	29.197	39.214	33.237	270.0
5	2'19.232 P	26.742	29.233	40.220	43.037	270.0

**30th 5 Kohta NOZANE** Correos Prepago Yam JPN  
Runs=1 Total laps=4 Full laps=3 Valid laps=3

1	2'18.584	35.738	29.742	39.631	33.473	236.8
---	----------	--------	--------	--------	--------	-------

**Fastest Lap:** Fermín ALDEGUER Beta Tools SpeedUp SPA 2'06.151 26.164 28.621 38.472 32.894

These data/results cannot be reproduced, stored and/or transmitted in whole or in part by any manner of electronic, mechanical, photocopying, recording, broadcasting or otherwise now known or herein after developed without the previous express consent by the copyright owner, except for reproduction in daily press and regular printed publications on sale to the public within 60 days of the event related to those data/results and always provided that copyright symbol appears together as follows below.  
© DORNA, 2023

# Race

# Moto2

Lap	Lap Time	T1	T2	T3	T4	Speed	Lap	Lap Time	T1	T2	T3	T4	Speed
2	<b>2'09.362</b>	26.859	29.175	39.661	33.667	271.3							
3	<b>2'09.628</b>	27.278	29.493	39.407	33.450	269.3							
4	<b>2'09.021</b>	27.079	29.213	39.291	33.438	267.9							
unfinished		27.057	29.307			265.3							

31st		28	Izan GUEVARA	Inde GASGAS Aspar	SPA	
Runs=1	Total laps=2	Full laps=1	Valid laps=1			
1	2'19.763	36.305	29.945	40.090	33.423	241.0
2	<b>2'08.581</b>	27.012	29.049	39.406	33.114	275.5
unfinished		26.936	29.155			277.6

**Fastest Lap:** Fermín ALDEGUER      Beta Tools SpeedUp      SPA      **2'06.151**      26.164      28.621      38.472      32.894

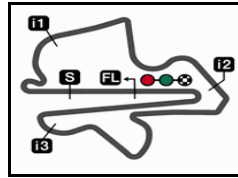
These data/results cannot be reproduced, stored and/or transmitted in whole or in part by any manner of electronic, mechanical, photocopying, recording, broadcasting or otherwise now known or herein after developed without the previous express consent by the copyright owner, except for reproduction in daily press and regular printed publications on sale to the public within 60 days of the event related to those data/results and always provided that copyright symbol appears together as follows below.  
© DORNA, 2023

Official MotoGP Timing by **TISSOT**  
www.motogp.com

**Sepang, Sunday, November 12, 2023**

Page 6 of 6





5543 m.

# PETRONAS GRAND PRIX OF MALAYSIA

## Race

### Analysis by Lap

35

**Num Lap Time Gap**

Lap	1	2	3	4	5	6	7	8	9	10
54	2'11.826	2'06.316	2'06.151	2'06.557	2'06.719	2'06.719	2'06.839	2'06.839	2'06.919	2'07.048
37	2'12.891	2'06.919	2'06.754	2'07.112	2'07.118	2'07.118	2'07.436	2'07.436	2'07.787	2'07.362
24	2'13.337	2'07.162	2'07.144	2'07.344	2'07.444	2'07.444	2'07.446	2'07.446	2'07.567	2'07.301
13	2'14.068	2'07.481	2'07.098	2'07.129	2'07.359	2'07.359	2'07.613	2'07.613	2'07.610	2'07.519
79	2'14.621	2'07.568	2'07.098	2'07.305	2'07.445	2'07.445	2'07.472	2'07.472	2'07.690	2'07.467
14	2'14.825	2'07.260	2'07.098	2'07.310	2'07.445	2'07.445	2'07.516	2'07.516	2'07.760	2'07.439
21	2'15.094	2'07.260	2'07.098	2'07.310	2'07.445	2'07.445	2'07.516	2'07.516	2'07.760	2'07.439
96	2'15.285	2'07.425	2'07.207	2'07.342	2'07.445	2'07.445	2'07.472	2'07.472	2'07.760	2'07.354
22	2'16.153	2'07.336	2'07.207	2'07.310	2'07.445	2'07.445	2'07.472	2'07.472	2'07.760	2'07.354
11	2'16.364	2'07.773	2'07.207	2'07.310	2'07.445	2'07.445	2'07.472	2'07.472	2'07.760	2'07.354
16	2'16.528	2'07.634	2'07.207	2'07.310	2'07.445	2'07.445	2'07.472	2'07.472	2'07.760	2'07.354
35	2'16.827	2'07.692	2'07.207	2'07.310	2'07.445	2'07.445	2'07.472	2'07.472	2'07.760	2'07.354
7	2'16.836	2'08.092	2'07.207	2'07.310	2'07.445	2'07.445	2'07.472	2'07.472	2'07.760	2'07.354
75	2'16.879	2'07.692	2'07.207	2'07.310	2'07.445	2'07.445	2'07.472	2'07.472	2'07.760	2'07.354
52	2'17.464	2'08.092	2'07.207	2'07.310	2'07.445	2'07.445	2'07.472	2'07.472	2'07.760	2'07.354
23	2'17.870	2'07.879	2'07.207	2'07.310	2'07.445	2'07.445	2'07.472	2'07.472	2'07.760	2'07.354
3	2'18.014	2'08.111	2'07.207	2'07.310	2'07.445	2'07.445	2'07.472	2'07.472	2'07.760	2'07.354
84	2'18.263	2'08.398	2'07.207	2'07.310	2'07.445	2'07.445	2'07.472	2'07.472	2'07.760	2'07.354
4	2'18.294	2'08.398	2'07.207	2'07.310	2'07.445	2'07.445	2'07.472	2'07.472	2'07.760	2'07.354
71	2'18.386	2'08.730	2'07.207	2'07.310	2'07.445	2'07.445	2'07.472	2'07.472	2'07.760	2'07.354
5	2'18.584	2'08.730	2'07.207	2'07.310	2'07.445	2'07.445	2'07.472	2'07.472	2'07.760	2'07.354
12	2'18.881	2'08.510	2'07.207	2'07.310	2'07.445	2'07.445	2'07.472	2'07.472	2'07.760	2'07.354
17	2'19.601	2'08.510	2'07.207	2'07.310	2'07.445	2'07.445	2'07.472	2'07.472	2'07.760	2'07.354
33	2'19.666	2'09.542	2'07.207	2'07.310	2'07.445	2'07.445	2'07.472	2'07.472	2'07.760	2'07.354
28	2'19.763	2'09.362	2'07.207	2'07.310	2'07.445	2'07.445	2'07.472	2'07.472	2'07.760	2'07.354
32	2'20.191	2'08.455	2'07.207	2'07.310	2'07.445	2'07.445	2'07.472	2'07.472	2'07.760	2'07.354
64	2'20.261	2'08.581	2'07.207	2'07.310	2'07.445	2'07.445	2'07.472	2'07.472	2'07.760	2'07.354
9	2'20.272	2'08.581	2'07.207	2'07.310	2'07.445	2'07.445	2'07.472	2'07.472	2'07.760	2'07.354
20	2'49.131	2'13.822	2'07.207	2'07.310	2'07.445	2'07.445	2'07.472	2'07.472	2'07.760	2'07.354
18	4'47.572	2'35.746	2'07.207	2'07.310	2'07.445	2'07.445	2'07.472	2'07.472	2'07.760	2'07.354

Lapped rider

These data/results cannot be reproduced, stored and/or transmitted in whole or in part by any manner of electronic, mechanical, photocopying, recording, broadcasting or otherwise now known or herein after developed without the previous express consent by the copyright owner, except for reproduction in daily press and regular printed publications on sale to the public within 60 days of the event related to those data/results and always provided that copyright symbol appears together as follows below.

© DORNA, 2023



**Num Lap Time Gap**

3	2'08.275	1'12.285
11	2'08.000	2'02.510

**Lap 11**

54	2'07.156	
37	2'06.922	5.963
24	2'07.534	8.646
79	2'07.794	10.354
21	2'08.000	10.414
96	2'07.741	10.762
35	2'07.718	12.918
22	2'07.671	13.331
16	2'07.471	14.073
75	2'07.739	16.129
7	2'08.011	16.489
52	2'08.157	19.505
14	2'07.354	20.148
17	2'07.783	22.634
12	2'08.276	23.199
71	2'08.402	24.001
23	2'08.751	24.742
64	2'08.480	27.692
84	2'08.723	28.601
4	2'09.050	29.364
33	2'09.110	32.744
9	2'10.762	37.202
32	2'10.520	47.914
3	2'08.210	1'13.339
11	2'07.798	2'03.152

**Lap 12**

54	2'07.064	
37	2'07.291	6.190
24	2'07.724	9.306
79	2'07.294	10.584
21	2'07.761	11.111
96	2'07.745	11.443
35	2'07.527	13.381
22	2'07.654	13.921
16	2'07.453	14.462
75	2'08.002	17.067
7	2'08.037	17.462
14	2'07.972	21.056
52	2'08.848	21.289
17	2'07.875	23.445
12	2'08.556	24.691
71	2'08.388	25.325
23	2'08.285	25.963
64	2'08.581	29.209
84	2'09.018	30.555
4	2'09.046	31.346
33	2'09.475	35.155
9	2'09.818	39.956
32	2'10.585	51.435
3	2'08.463	1'14.738
11	2'07.750	2'03.838

**Lap 13**

54	2'07.208	
37	2'07.589	6.571
24	2'07.810	9.908
79	2'07.546	10.922
21	2'07.701	11.604
96	2'07.708	11.943
35	2'07.731	13.904
22	2'07.665	14.378
16	2'08.007	15.261
75	2'08.132	17.991
7	2'08.081	18.335
14	2'07.853	21.701

52	2'08.265	22.346
17	2'07.783	24.020
12	2'08.540	26.023
71	2'08.136	26.253
23	2'08.439	27.194
64	2'08.350	30.351
84	2'08.996	32.343
4	2'09.387	33.525
33	2'09.631	37.578
9	2'11.153	43.901
32	2'11.198	55.425
3	2'08.425	1'15.955
11	2'08.081	2'04.711

**Lap 14**

54	2'07.073	
37	2'07.712	7.210
24	2'07.939	10.774
79	2'07.578	11.427
21	2'07.519	12.050
96	2'07.726	12.596
35	2'07.663	14.494
22	2'07.584	14.889
16	2'08.238	16.426
75	2'08.190	19.108
7	2'08.222	19.484
14	2'08.024	22.652
52	2'08.450	23.723
17	2'07.548	24.495
12	2'08.957	27.907
71	2'08.955	28.135
23	2'08.872	28.993
64	2'08.709	31.987
84	2'08.805	34.075
4	2'09.866	36.318
33	2'09.715	40.220
9	2'11.018	47.846
32	2'10.995	59.347
3	2'08.890	1'17.772
11	2'08.054	2'05.692

**Lap 15**

54	2'07.436	
37	2'07.594	7.368
24	2'07.639	10.977
79	2'07.437	11.428
21	2'07.329	11.943
96	2'07.788	12.948
35	2'07.527	14.585
22	2'07.750	15.203
16	2'08.666	17.656
75	2'08.062	19.734
7	2'08.360	20.408
14	2'07.614	22.830
52	2'07.891	24.178
17	2'07.777	24.836
12	2'08.806	29.277
71	2'08.887	29.586
23	2'08.971	30.528
64	2'08.622	33.173
84	2'09.414	36.053
4	2'09.743	38.625
33	2'09.553	42.337
9	2'09.512	49.922
32	2'11.008	1'02.919
3	2'08.876	1'19.212
11	2'11.336	2'09.592

**Lap 16**

54	2'07.719	
----	----------	--

37	2'07.996	7.645
24	2'08.068	11.326
79	2'07.971	11.680
21	2'08.065	12.289
96	2'07.964	13.193
35	2'07.913	14.779
22	2'07.901	15.385
16	2'08.990	18.927
75	2'08.468	20.483
7	2'08.961	21.650
14	2'07.479	22.590
52	2'08.154	24.613
17	2'08.533	25.650
12	2'08.719	30.277
71	2'08.663	30.530
23	2'09.398	32.207
64	2'08.556	34.010
84	2'09.556	37.890
4	2'09.833	40.739
33	2'09.732	44.350
9	2'10.054	52.257
32	2'11.921	1'07.121
3	2'08.829	1'20.322
11	2'08.128	2'10.001

**Lap 17**

54	2'09.201	
37	2'08.684	7.128
24	2'07.433	9.558
79	2'07.513	9.992
96	2'07.660	11.652
35	2'08.097	13.675
22	2'09.016	15.200
16	2'08.756	18.482
75	2'08.722	20.004
14	2'07.601	20.990
7	2'09.121	21.570
52	2'08.077	23.489
17	2'09.342	25.791
12	2'08.777	29.853
71	2'08.594	29.923
23	2'09.675	32.681
64	2'08.552	33.361
84	2'10.111	38.800
4	2'10.261	41.799
33	2'09.609	44.758
9	2'10.161	53.217
21	2'55.466	58.554
32	2'12.020	1'09.940
3	2'09.512	1'20.633

Lapped rider

These data/results cannot be reproduced, stored and/or transmitted in whole or in part by any manner of electronic, mechanical, photocopying, recording, broadcasting or otherwise now known or herein after developed without the previous express consent by the copyright owner, except for reproduction in daily press and regular printed publications on sale to the public within 60 days of the event related to those data/results and always provided that copyright symbol appears together as follows below.

© DORNA, 2023

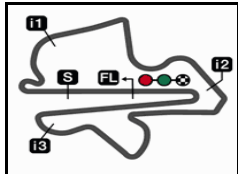
Official MotoGP Timing by TISSOT  
www.motogp.com

Sepang, Sunday, November 12, 2023

Page 2 of 2







5543 m.

# PETRONAS GRAND PRIX OF MALAYSIA

# Moto2™

## 2023 Rookie of the Year Classification

36

Rider	Nation	Points	Leader Previous	POR	ARG	AME	SPA	FRA	ITA	GER	NED	GBR	AUT	CAT	RSM	IND	JPN	INA	AUS	THA	MAL	QAT	VAL
1 GARCIA Sergio	SPA	84		1	11	-	5	6	6	5	3	-	8	13	5	13	-	8	-	-	-	-	-
2 BINDER Darryn	RSA	32	52	52	-	10	-	-	-	-	2	1	-	-	-	9	6	3	-	1	-	-	
3 FOGGIA Dennis	ITA	28	56	4	-	-	2	-	2	3	1	-	5	-	-	5	-	5	-	4	1	-	
4 GUEVARA Izan	SPA	20	64	8	-	-	-	-	-	-	-	-	3	-	-	3	2	-	5	7	-	-	
5 ESCRIG Alex	SPA	3	81	17	-	-	-	-	-	-	-	-	-	-	-	-	-	-	-	-	-	3	
6 SKINNER Rory	GBR	2	82	1	-	-	-	-	-	-	-	-	-	-	-	-	-	-	2	-	-	-	

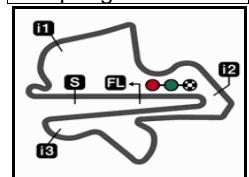
These data/results cannot be reproduced, stored and/or transmitted in whole or in part by any manner of electronic, mechanical, photocopying, recording, broadcasting or otherwise now known or herein after developed without the previous express consent by the copyright owner, except for reproduction in daily press and regular printed publications on sale to the public within 60 days of the event related to those data/results and always provided that copyright symbol appears together as follows below.

© DORNA, 2023

Official MotoGP Timing by TISSOT  
www.motogp.com

Sepang, Sunday, November 12, 2023





5543 m.

**2023 Riders Performance**

(Qualifying Position - Starting Position - Race Position)

**37**

Rider	Points	POR	ARG	AME	SPA	FRA	ITA	GER	NED	GBR	AUT	CAT	RSM	IND	JPN	INA	AUS	THA	MAL	QAT	VAL
1 ACOSTA Pedro	320.5	3	5	2	2	5	2	1	6	1	1	9	2	2	4	4	5	2	6		
		3-1	5-12	2-1	2-2	5-NC	2-1	1-1	6-3	1-3	1-2	9-6	2-1	2-1	4-3	4-1	31-9	2-2	6-2	-	-
2 ARBOLINO Tony	243.5	8	8	8	10	3	10	2	10	4	7	20	9	7	13	10	8	8	7		
		8-3	8-1	8-2	10-4	3-1	10-2	2-2	10-7	4-10	7-6	20-17	9-4	7-2	13-11	10-6	8-1	8-4	7-10	-	-
3 DIXON Jake	183	12	4	6	3	8	6	3	2	15	4	1	14	1	3	7	6	9	8		
		12-6	4-3	-NS	3-6	8-5	6-3	3-3	2-1	15-NL	4-4	1-1	14-12	1-NC	3-4	7-4	6-NC	9-NC	8-5	-	-
4 ALDEGUER Fermín	162	16	16	11	14	11	8	8	4	2	6	6	21	21	9	5	1	1	1		
		16-13	16-15	11-6	14-10	11-8	8-NL	8-8	4-4	2-1	6-9	6-13	21-NC	21-12	9-22	5-3	1-3	1-1	1-1	-	-
5 CANET Aron	159	2	2	7	12	13	1	4	11	6	10	2	4	20	7	1	2	4	4		
		2-2	2-4	7-8	12-5	-NS	1-4	4-NC	11-5	6-2	10-NC	2-2	4-NC	20-NC	7-8	1-2	2-2	4-11	4-NC	-	-
6 CHANTRA Somkiat	153.5	13	3	15	11	7	17	7	7	14	5	12	11	9	1	6	16	5	9		
		13-9	3-8	15-11	11-7	7-6	17-9	7-4	7-NC	14-9	5-5	12-14	11-6	9-NL	1-1	6-7	16-7	5-3	9-6	-	-
7 LOPEZ Alonso	127	14	1	5	4	2	9	5	1	5	11	7	6	6	6	18	3	7	15		
		14-NC	1-2	5-7	4-3	2-3	9-6	5-5	1-6	5-NC	11-21	7-8	6-3	6-22	6-13	18-25	3-NC	7-8	15-22	-	-
8 GONZALEZ Manuel	122.5	5	7	9	16	9	11	12	12	17	9	4	3	16	10	2	10	20	3		
		5-5	7-11	9-10	16-12	-NS	11-8	12-6	12-8	17-5	9-NC	4-5	3-7	16-5	10-6	2-5	10-13	20-10	3-NC	-	-
9 OGURA Ai	119.5		21	17	5	16	14	20	3	16	2	3	13	15	2	19	20	19	13		
		-	-NS	17-15	5-NC	16-9	14-15	20-14	3-2	16-8	2-3	3-7	13-5	15-21	2-2	19-17	20-15	19-5	13-4	-	-
10 SALAC Filip	110	1	13	3	13	4	5	13	13	11	12	13	10	17	5	3	18	18	18		
		1-4	13-7	3-5	13-9	4-2	5-7	13-13	13-NC	11-13	12-7	13-NC	10-9	17-10	5-5	3-NC	18-NC	18-17	18-14	-	-
11 VIETTI Celestino	106	4	6	1	7	6	7	11	9	12	3	15	1	10			13	12	2		
		4-11	6-13	1-9	7-NC	6-4	7-5	11-10	9-10	12-12	3-1	15-10	1-2	-NS	-	-	13-NC	12-NC	2-NC	-	-
12 LOWES Sam	91	9	14	18	1	1	3	6	5	9	14	11	8	12	8	8	12	14	11		
		9-7	14-10	18-13	1-1	30-15	3-NL	6-7	5-11	9-7	14-NC	11-9	8-NC	12-19	8-NC	8-10	12-NC	14-14	11-7	-	-
13 GARCIA Sergio	84	17	28	20	18	18	16	10	17	7	16	8	22	3	14	12	7	11	12		
		17-15	28-5	20-NC	18-11	18-10	16-10	10-11	17-13	7-NC	16-8	8-4	22-11	3-4	14-NC	12-8	7-NC	11-NC	12-25	-	-

NC=Not classified NL=Not finished first lap NP=Not started race re-start N2=Not finished first lap race re-start EX=Excluded NS=Not Started DS=Disqualified

These data/results cannot be reproduced, stored and/or transmitted in whole or in part by any manner of electronic, mechanical, photocopying, recording, broadcasting or otherwise now known or herein after developed without the previous express consent by the copyright owner, except for reproduction in daily press and regular printed publications on sale to the public within 60 days of the event related to those data/results and always provided that copyright symbol appears together as follows below.  
© DORNA, 2023

Official MotoGP Timing by **TISSOT**  
www.motogp.com



	Rider	Points	POR	ARG	AME	SPA	FRA	ITA	GER	NED	GBR	AUT	CAT	RSM	IND	JPN	INA	AUS	THA	MAL	QAT	VAL
14	ROBERTS Joe	80.5	19	9	16	8	17	4	16	14	10	21	14	7	8	11	11	4	10	10		
			19-14	9-14	16-16	8-14	17-12	4-12	16-NC	14-18	10-4	21-NC	14-11	7-8	8-3	11-12	11-9	4-5	10-NC	10-8	-	-
15	ARENAS Albert	79	7	10	13	9	12	15	9	8	18	8	5		29	20	14	14	3	16		
			7-8	10-9	13-12	9-8	-NS	15-23	9-9	8-9	18-14	8-NC	5-3	-	29-14	20-18	14-15	14-14	3-7	16-9	-	-
16	BALTUS Barry	53	15	12	12	6	10	19	14	16	8		10	17	13	17	23	15	22	14		
			15-12	12-19	12-NC	6-13	10-7	19-16	14-12	16-12	8-6	-	10-12	17-15	13-8	17-15	23-NC	15-NC	22-18	14-11	-	-
17	RAMIREZ Marcos	49	22	19	25	23	21	27	24		25	23	18	16	11	12	17	11	6	5		
			22-21	19-24	25-NC	23-20	21-17	27-NL	24-20	-	25-19	23-14	18-16	16-14	11-9	12-7	17-16	11-10	6-6	5-3	-	-
18	ALCOBA Jeremy	46.5	6	15	10	19	20	12	17	18	19	25	16	18	14	23	15	19	13	21		
			6-10	15-17	10-4	19-16	20-13	12-NL	17-16	18-15	19-11	25-12	16-15	18-16	14-NC	23-16	15-20	19-4	13-13	21-12	-	-
19	BINDER Darryn	32	11	11				13	19	15	13	15			5	18	20	9	25	32		
			11-16	11-6	-	-	-	13-NL	19-NL	15-14	13-15	15-NC	-	-	5-7	18-10	20-13	9-NC	25-15	-NS	-	-
20	BENDSNEYDER Bo	30	10	17	4	15	14	20	15		26	20	19	15	23	21	13	22	21	22		
			10-NC	17-22	4-3	30-17	14-18	20-14	15-NL	-	26-17	20-15	19-NC	15-13	23-18	21-17	13-12	22-8	21-16	22-17	-	-
21	FOGGIA Dennis	28	23	22	14	24	23	21	22	25	29	17	23	23	18	16	16	21	16	19		
			23-18	22-25	14-14	24-18	23-14	21-13	22-15	25-19	29-NL	17-11	23-21	26-NC	18-11	16-NC	16-11	21-17	16-12	19-15	-	-
22	GUEVARA Izan	20			27	26	28	24	27	21	20	19	28	19	26	19	27	23	17	25		
			-	-	27-21	26-22	28-22	24-18	27-NC	24-NC	20-21	19-13	28-25	19-NC	26-13	19-14	27-21	23-6	17-9	25-NC	-	-
23	VD GOORBERGH Zonta	17	18	20	21	17	22	22	23	23	3	13	17	12	4	15	9	17	15	20		
			18-NC	20-18	21-17	17-23	22-20	22-NC	23-18	22-20	3-20	13-22	17-18	12-NC	4-6	15-9	9-NC	17-NC	15-NC	20-18	-	-
24	TULOVIC Lukas	12			23	20	15	26	21	19	23	18	22	25			26	24	26	24		
			-	-	23-NC	20-15	15-11	26-NC	21-NC	19-16	23-16	18-10	22-19	24-NC	-	-	26-22	24-20	26-23	24-24	-	-
25	PASINI Mattia	11						18						5								
			-	-	-	-	-	18-11	-	-	-	-	-	5-10	-	-	-	-	-	-	-	-
26	HADA Taiga	4.5						28	29	27	22			30	19	24	24	26	24	17		
			-	-	-	-	-	28-21	29-21	27-21	22-NL	-	-	30-19	30-23	24-19	24-14	26-11	24-NC	17-16	-	-
27	ESCRIG Alex	3			30	29			28	28							21	30	23	23		
			-	-	-	-NS	29-NC	-	-	28-NC	28-18	-	-	-	-	-	21-18	29-19	23-19	23-13	-	-
28	SKINNER Rory	2	25	25	24	27	26				21	24	25	26	22	27	28	29	30	26		
			25-22	25-NC	24-19	27-24	26-NC	-	-	-	21-NL	24-18	24-23	25-NC	22-20	27-25	28-19	28-12	30-20	26-20	-	-
29	KELLY Sean Dylan	1	24	18	22	21	19	23	18	22				29	25	25				27		
			24-20	18-NC	22-18	21-NC	19-16	23-19	18-17	21-NC	-	-	-	29-20	25-15	25-23	-	-	-	27-19	-	-

NC=Not classified NL=Not finished first lap NP=Not started race re-start N2=Not finished first lap race re-start EX=Excluded NS=Not Started DS=Disqualified

These data/results cannot be reproduced, stored and/or transmitted in whole or in part by any manner of electronic, mechanical, photocopying, recording, broadcasting or otherwise now known or herein after developed without the previous express consent by the copyright owner, except for reproduction in daily press and regular printed publications on sale to the public within 60 days of the event related to those data/results and always provided that copyright symbol appears together as follows below.  
© DORNA, 2023

Official MotoGP Timing by TISSOT  
www.motogp.com



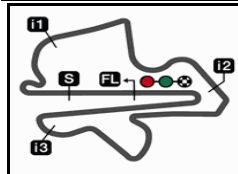
	Rider	Points	POR	ARG	AME	SPA	FRA	ITA	GER	NED	GBR	AUT	CAT	RSM	IND	JPN	INA	AUS	THA	MAL	QAT	VAL	
30	GOMEZ Borja	0	20 20-17	29 29-21	26 26-20	22 22-19	27 31-23	25 25-17		24 23-NC	24 24-NL	22 22-16	24 27-20	28 28-18	27 27-16	26 26-24							
31	NOZANE Kohta	0	28 -NS								27 27-22	27 27-20	29 29-24	27 27-21	24 24-NC	22 22-NC	29 29-NC	25 25-16	29 29-22	28 28-NC			
32	TORRES Jordi	0	26 26-23	23 23-16																			
33	SURRA Alberto	0									26 26-17	27 26-NL	24 23-17	28 28-17	28 28-20	22 22-NL	27 27-18	27 27-NL					
34	TATAY Carlos	0							26 26-19	20 20-17													
35	DALLA PORTA Lorenzo	0	21 21-19	24 24-23	19 19-NC	25 31-25	25 25-21	29 29-20	25 25-NC														
36	AGIUS Senna	0				28 28-21	24 24-19						21 21-NC	20 20-NC		29 29-21							
37	RATO Mattia	0									28 28-19	26 25-22											
38	MINAMIMOTO Soichiro	0		27 27-20	29 29-23	29 29-26																	
39	CASADEI Mattia	0														30 30-26	30 30-24	28 30-NC	28 28-21	30 30-21			
40	DANIEL Kasma	0						30 30-22	28 28-22														
41	RUIZ Yeray	0							26 26-22				30 30-26										
42	SANCHIS David	0	27 27-NC	26 26-NC	28 28-22																		
43	AZMAN Helmi	0																			31 31-23		
44	BALDASSARRI Lorenzo	0															25 25-23						
45	ANUAR Azroy	0																			29 29-NC		

NC=Not classified NL=Not finished first lap NP=Not started race re-start N2=Not finished first lap race re-start EX=Excluded NS=Not Started DS=Disqualified

These data/results cannot be reproduced, stored and/or transmitted in whole or in part by any manner of electronic, mechanical, photocopying, recording, broadcasting or otherwise now known or herein after developed without the previous express consent by the copyright owner, except for reproduction in daily press and regular printed publications on sale to the public within 60 days of the event related to those data/results and always provided that copyright symbol appears together as follows below.  
© DORNA, 2023

Official MotoGP Timing by TISSOT  
www.motogp.com





**PETRONAS GRAND PRIX OF MALAYSIA**  
**Official Starting Grid**

5543 m.

Race : 17 laps = 94.231 km

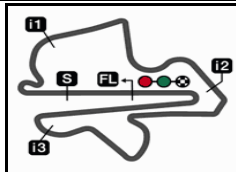


1	<b>1</b> 2'05.288 <b>54 Fermín ALDEGUER</b> Boscoscuro	2	<b>2</b> 2'05.790 <b>13 Celestino VIETTI</b> Kalex	3	<b>3</b> 2'05.815 <b>18 Manuel GONZALEZ</b> Kalex
2	<b>4</b> 2'05.850 <b>40 Aron CANET</b> Kalex	5	<b>5</b> 2'05.888 <b>24 Marcos RAMIREZ</b> Kalex	6	<b>6</b> 2'05.894 <b>37 Pedro ACOSTA</b> Kalex
3	<b>7</b> 2'05.912 <b>14 Tony ARBOLINO</b> Kalex	8	<b>8</b> 2'05.929 <b>96 Jake DIXON</b> Kalex	9	<b>9</b> 2'06.160 <b>35 Somkiat CHANTRA</b> Kalex
4	<b>10</b> 2'06.170 <b>16 Joe ROBERTS</b> Kalex	11	<b>11</b> 2'06.225 <b>22 Sam LOWES</b> Kalex	12	<b>12</b> 2'06.348 <b>11 Sergio GARCIA</b> Kalex
5	<b>13</b> 2'06.510 <b>79 Ai OGURA</b> Kalex	14	<b>14</b> 2'06.570 <b>7 Barry BALTUS</b> Kalex	15	<b>15</b> 2'06.641 <b>21 Alonso LOPEZ</b> Boscoscuro
6	<b>16</b> 2'06.651 <b>75 Albert ARENAS</b> Kalex	17	<b>17</b> 2'07.291 <b>23 Taiga HADA</b> Kalex	18	<b>18</b> 2'17.196 <b>12 Filip SALAC</b> Kalex
7	<b>19</b> 2'06.339 <b>71 Dennis FOGGIA</b> Kalex	20	<b>20</b> 2'06.422 <b>84 Zonta VD GOORBERGH</b> Kalex	21	<b>21</b> 2'06.430 <b>52 Jeremy ALCOBA</b> Kalex
8	<b>22</b> 2'06.485 <b>64 Bo BENDSNEYDER</b> Kalex	23	<b>23</b> 2'06.574 <b>17 Alex ESCRIG</b> Forward	24	<b>24</b> 2'06.630 <b>3 Lukas TULOVIC</b> Kalex

FIM MotoGP Stewards long lap penalty for rider #40

The results are provisional until the end of the limit for protest and appeals and until the ratification of the Event Management Committee.  
 Time limit for protest expires 60' at the latest after publication of the results - ..... Time: .....  
 These data/results cannot be reproduced, stored and/or transmitted in whole or in part by any manner of electronic, mechanical, photocopying, recording, broadcasting or otherwise now known or herein after developed without the previous express consent by the copyright owner, except for reproduction in daily press and regular printed publications on sale to the public within 60 days of the event related to those data/results and always provided that copyright symbol appears together as follows below.  
 © DORNA, 2023





**PETRONAS GRAND PRIX OF MALAYSIA**  
**Official Starting Grid**

5543 m.

Race : 17 laps = 94.231 km

9

**25**  
2'06.889  
**28 Izan GUEVARA**  
Kalex

**26**  
2'07.146  
**33 Rory SKINNER**  
Kalex

**27**  
2'07.217  
**4 Sean Dylan KELLY**  
Forward

10

**28**  
2'07.377  
**5 Kohta NOZANE**  
Kalex

**29**  
2'08.183  
**20 Azroy ANUAR**  
Kalex

**30**  
2'08.235  
**9 Mattia CASADEI**  
Kalex

11

**31**  
2'10.112  
**32 Helmi AZMAN**  
Kalex

FIM MotoGP Stewards long lap penalty for rider #40

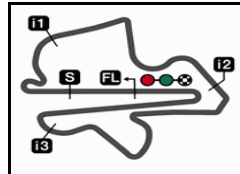
The results are provisional until the end of the limit for protest and appeals and until the ratification of the Event Management Committee.

Time limit for protest expires 60' at the latest after publication of the results - ..... Time: .....

These data/results cannot be reproduced, stored and/or transmitted in whole or in part by any manner of electronic, mechanical, photocopying, recording, broadcasting or otherwise now known or herein after developed without the previous express consent by the copyright owner, except for reproduction in daily press and regular printed publications on sale to the public within 60 days of the event related to those data/results and always provided that copyright symbol appears together as follows below.

© DORNA, 2023





5543 m.

## PETRONAS GRAND PRIX OF MALAYSIA

### Race

### Top Speed & Average

Rider	Nation	Motorcycle	Top 5 speeds					Average	Top
79 Ai OGURA	JPN	KALEX	279.0	274.1	274.1	273.4	273.4	274.8	279.0
28 Izan GUEVARA	SPA	KALEX	277.6	275.5	241.0			264.7	277.6
96 Jake DIXON	GBR	KALEX	276.9	274.1	273.4	272.7	271.3	273.3	276.9
35 Somkiat CHANTRA	THA	KALEX	276.2	274.8	274.8	274.1	274.1	274.8	276.2
37 Pedro ACOSTA	SPA	KALEX	276.2	275.5	275.5	275.5	274.8	275.2	276.2
52 Jeremy ALCOBA	SPA	KALEX	276.2	274.1	273.4	272.7	272.0	273.7	276.2
75 Albert ARENAS	SPA	KALEX	276.2	274.8	274.1	274.1	273.4	274.5	276.2
21 Alonso LOPEZ	SPA	BOSCOSCURO	275.5	275.5	274.8	274.1	274.1	274.7	275.5
11 Sergio GARCIA	SPA	KALEX	274.8	272.7	270.6	270.0	270.0	271.6	274.8
14 Tony ARBOLINO	ITA	KALEX	274.8	274.8	274.1	274.1	273.4	273.9	274.8
17 Alex ESCRIG	SPA	FORWARD	274.8	274.1	274.1	274.1	274.1	274.2	274.8
64 Bo BENDSNEYDER	NED	KALEX	274.8	274.1	271.3	270.6	269.3	272.0	274.8
71 Dennis FOGGIA	ITA	KALEX	274.8	274.8	274.1	274.1	274.1	274.4	274.8
16 Joe ROBERTS	USA	KALEX	274.1	273.4	272.0	272.0	271.3	272.4	274.1
40 Aron CANET	SPA	KALEX	272.0	271.3	270.0	269.3	224.5	261.4	274.1
4 Sean Dylan KELLY	USA	FORWARD	273.4	272.7	272.0	272.0	270.6	272.1	273.4
12 Filip SALAC	CZE	KALEX	273.4	272.7	272.0	272.0	270.6	272.1	273.4
23 Taiga HADA	JPN	KALEX	273.4	272.7	272.7	272.0	271.3	272.1	273.4
3 Lukas TULOVIC	GER	KALEX	272.7	272.0	271.3	271.3	270.6	271.3	272.7
7 Barry BALTUS	BEL	KALEX	272.7	272.7	271.3	271.3	271.3	271.9	272.7
22 Sam LOWES	GBR	KALEX	272.7	272.0	272.0	271.3	271.3	271.7	272.7
33 Rory SKINNER	GBR	KALEX	272.0	270.6	270.6	269.3	269.3	270.2	272.0
5 Kohta NOZANE	JPN	KALEX	271.3	269.3	267.9	265.3	236.8	262.1	271.3
9 Mattia CASADEI	ITA	KALEX	271.3	270.0	268.6	267.9	267.9	269.1	271.3
13 Celestino VIETTI	ITA	KALEX	271.3	270.0	266.0	266.0	265.3	267.7	271.3
54 Fermín ALDEGUER	SPA	BOSCOSCURO	271.3	271.3	271.3	271.3	271.3	271.3	271.3
18 Manuel GONZALEZ	SPA	KALEX	270.6	270.0	270.0	270.0	224.5	261.0	270.6
24 Marcos RAMIREZ	SPA	KALEX	270.6	270.6	270.6	270.0	270.0	270.3	270.6
32 Helmi AZMAN	MAL	KALEX	270.6	268.6	267.3	266.6	266.6	267.9	270.6
84 Zonta VD GOORBERGH	NED	KALEX	270.6	270.0	270.0	270.0	269.3	269.8	270.6
20 Azroy ANUAR	MAL	KALEX	266.6	264.7	264.0	264.0	263.4	264.4	266.6

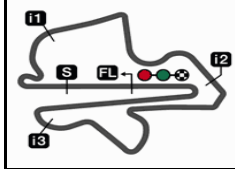
These data/results cannot be reproduced, stored and/or transmitted in whole or in part by any manner of electronic, mechanical, photocopying, recording, broadcasting or otherwise now known or herein after developed without the previous express consent by the copyright owner, except for reproduction in daily press and regular printed publications on sale to the public within 60 days of the event related to those data/results and always provided that copyright symbol appears together as follows below.

© DORNA, 2023

Official MotoGP Timing by TISSOT  
www.motogp.com



Sepang, Sunday, November 12, 2023




5543 m.

## PETRONAS GRAND PRIX OF MALAYSIA

### Race

### Fastest Laps Sequence

<i>Lap</i>	<i>Race Time</i>	 <i>Rider</i>	<i>Nation</i>	<i>Motorcycle</i>	<i>Time</i>	<i>Km/h</i>	<i>Riders's Lap</i>
2	<b>4'18.142</b>	54 <b>Fermín ALDEGUER</b>	SPA	BOSCOSCURO	<b>2'06.316</b>	157.9	2
3	<b>6'24.293</b>	54 <b>Fermín ALDEGUER</b>	SPA	BOSCOSCURO	<b>2'06.151</b>	158.1	3

These data/results cannot be reproduced, stored and/or transmitted in whole or in part by any manner of electronic, mechanical, photocopying, recording, broadcasting or otherwise now known or herein after developed without the previous express consent by the copyright owner, except for reproduction in daily press and regular printed publications on sale to the public within 60 days of the event related to those data/results and always provided that copyright symbol appears together as follows below.

© DORNA, 2023

Official MotoGP Timing by TISSOT  
www.motogp.com

Sepang, Sunday, November 12, 2023

*moto2™*

