


5543 m.

PETRONAS GRAND PRIX OF MALAYSIA

Practice Nr. 3

Classification

10

	Rider	Nation	Team	Motorcycle	Time	Lap Total	Gap	Top Speed
1	54 Fermín ALDEGUER	SPA	Beta Tools SpeedUp	BOSCOSCURO	2'05.319	12 14		276.9
2	35 Somkiat CHANTRA	THA	IDEMITSU Honda Team Asia	KALEX	2'05.865	4 13	0.546 0.546	278.3
3	96 Jake DIXON	GBR	Inde GASGAS Aspar Team	KALEX	2'05.921	9 9	0.602 0.056	276.2
4	37 Pedro ACOSTA	SPA	Red Bull KTM Ajo	KALEX	2'05.964	11 13	0.645 0.043	276.9
5	40 Aron CANET	SPA	Pons Wegow Los40	KALEX	2'06.009	8 13	0.690 0.045	273.4
6	24 Marcos RAMIREZ	SPA	OnlyFans American Racing	KALEX	2'06.044	14 15	0.725 0.035	274.1
7	13 Celestino VIETTI	ITA	Fantic Racing	KALEX	2'06.045	13 15	0.726 0.001	276.2
8	7 Barry BALTUS	BEL	Fieten Olie Racing GP	KALEX	2'06.071	10 13	0.752 0.026	274.8
9	12 Filip SALAC	CZE	QJMOTOR Gresini Moto2	KALEX	2'06.072	9 12	0.753 0.001	273.4
10	22 Sam LOWES	GBR	Elf Marc VDS Racing Team	KALEX	2'06.099	13 14	0.780 0.027	272.0
11	11 Sergio GARCIA	SPA	Pons Wegow Los40	KALEX	2'06.106	11 14	0.787 0.007	276.2
12	21 Alonso LOPEZ	SPA	Beta Tools SpeedUp	BOSCOSCURO	2'06.117	4 15	0.798 0.011	276.9
13	18 Manuel GONZALEZ	SPA	Correos Prepago Yamaha VR46 T	KALEX	2'06.129	10 13	0.810 0.012	275.5
14	75 Albert ARENAS	SPA	Red Bull KTM Ajo	KALEX	2'06.170	12 14	0.851 0.041	277.6
15	79 Ai OGURA	JPN	IDEMITSU Honda Team Asia	KALEX	2'06.178	4 7	0.859 0.008	274.1
16	52 Jeremy ALCOBA	SPA	QJMOTOR Gresini Moto2	KALEX	2'06.274	10 15	0.955 0.096	272.7
17	14 Tony ARBOLINO	ITA	Elf Marc VDS Racing Team	KALEX	2'06.283	9 14	0.964 0.009	275.5
18	76 Joe ROBERTS	USA	Italtrans Racing Team	KALEX	2'06.297	10 15	0.978 0.014	274.1
19	17 Dennis FOGGIA	ITA	Italtrans Racing Team	KALEX	2'06.477	10 14	1.158 0.180	277.6
20	64 Bo BENDSNEYDER	NED	Pertamina Mandalika SAG Team	KALEX	2'06.621	9 14	1.302 0.144	274.1
21	3 Lukas TULOVIC	GER	Liqui Moly Husqvarna Intact GP	KALEX	2'06.786	4 15	1.467 0.165	276.2
22	17 Alex ESCRIG	SPA	Forward Team	FORWARD	2'06.860	5 14	1.541 0.074	274.1
23	84 Zonta VD GOORBERGH	NED	Fieten Olie Racing GP	KALEX	2'06.906	9 9	1.587 0.046	274.1
24	5 Kohta NOZANE	JPN	Correos Prepago Yamaha VR46 T	KALEX	2'07.151	9 15	1.832 0.245	275.5
25	23 Taiga HADA	JPN	Pertamina Mandalika SAG Team	KALEX	2'07.445	12 14	2.126 0.294	274.8
26	33 Rory SKINNER	GBR	OnlyFans American Racing	KALEX	2'07.507	6 8	2.188 0.062	274.8
27	4 Sean Dylan KELLY	USA	Forward Team	FORWARD	2'07.652	9 14	2.333 0.145	273.4
28	9 Mattia CASADEI	ITA	Fantic Racing	KALEX	2'07.756	10 15	2.437 0.104	273.4
29	15 Darryn BINDER	RSA	Liqui Moly Husqvarna Intact GP	KALEX	2'08.247	3 4	2.928 0.491	274.8
30	20 Azroy ANUAR	MAL	Petronas MIE Racing RW	KALEX	2'08.766	13 14	3.447 0.519	269.3
31	32 Helmi AZMAN	MAL	Petronas MIE Racing RW	KALEX	2'09.815	10 14	4.496 1.049	267.9
Not classified								
	28 Izan GUEVARA	SPA	Inde GASGAS Aspar Team	KALEX				

Practice condition: **Dry**Air: **28°**Humidity: **90%**Ground: **36°**

Fastest Lap:	Lap: 12	Fermín ALDEGUER	2'05.319	159.2 Km/h
Best Race Lap:	2019	Alex MARQUEZ	2'05.860	158.5 Km/h
All Time Lap Record:	2019	Brad BINDER	2'04.769	159.9 Km/h

The results are provisional until the end of the limit for protest and appeals.

Time limit for protest expires 60' after publication of the results - Time:

These data/results cannot be reproduced, stored and/or transmitted in whole or in part by any manner of electronic, mechanical, photocopying, recording, broadcasting or otherwise now known or herein after developed without the previous express consent by the copyright owner, except for reproduction in daily press and regular printed publications on sale to the public within 60 days of the event related to those data/results and always provided that copyright symbol appears together as follows below.

© DORNA, 2023

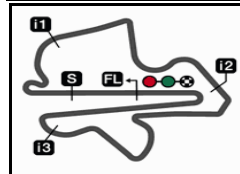
Official MotoGP Timing by TISSOT

www.motogp.com

Sepang, Saturday, November 11, 2023

moto2™






5543 m.

PETRONAS GRAND PRIX OF MALAYSIA

Practice Nr. 3

Combined Practice Times

11

	Rider	Nation	Team	MOTORCYCLE	P1	P2	P3	Gap				
1	54 F.ALDEGUER	SPA	Beta Tools SpeedUp	BOSCOSCURO	2'06.183	13	2'06.308	13	2'05.319	12		
2	35 S.CHANTRA	THA	IDEMITSU Honda Team Asia	KALEX	2'07.147	14	2'07.334	13	2'05.865	4	0.546	0.546
3	96 J.DIXON	GBR	Inde GASGAS Aspar Team	KALEX	2'06.243	12	2'06.246	8	2'05.921	9	0.602	0.056
4	37 P.ACOSTA	SPA	Red Bull KTM Ajo	KALEX	2'06.638	11	2'06.289	15	2'05.964	11	0.645	0.043
5	40 A.CANET	SPA	Pons Wegow Los40	KALEX	2'07.393	9	2'06.193	11	2'06.009	8	0.690	0.045
6	24 M.RAMIREZ	SPA	OnlyFans American Racing	KALEX	2'07.050	12	2'06.599	4	2'06.044	14	0.725	0.035
7	13 C.VIETTI	ITA	Fantic Racing	KALEX	2'07.413	14	2'06.949	13	2'06.045	13	0.726	0.001
8	7 B.BALTUS	BEL	Fieten Olie Racing GP	KALEX	2'07.818	12	2'07.909	4	2'06.071	10	0.752	0.026
9	12 F.SALAC	CZE	QJMOTOR Gresini Moto2	KALEX	2'07.574	14	2'07.149	13	2'06.072	9	0.753	0.001
10	79 A.OGURA	JPN	IDEMITSU Honda Team Asia	KALEX	2'06.649	10	2'06.093	13	2'06.178	4	0.774	0.021
11	22 S.LOWES	GBR	Elf Marc VDS Racing Team	KALEX	2'07.432	14	2'07.066	12	2'06.099	13	0.780	0.006
12	11 S.GARCIA	SPA	Pons Wegow Los40	KALEX	2'08.159	16	2'06.697	15	2'06.106	11	0.787	0.007
13	21 A.LOPEZ	SPA	Beta Tools SpeedUp	BOSCOSCURO	2'07.485	12	2'06.822	2	2'06.117	4	0.798	0.011
14	18 M.GONZALEZ	SPA	Correos Prepago Yamaha VR46 Te	KALEX	2'07.238	5	2'07.163	8	2'06.129	10	0.810	0.012
15	75 A.ARENAS	SPA	Red Bull KTM Ajo	KALEX	2'07.911	12	2'06.785	11	2'06.170	12	0.851	0.041
16	52 J.ALCOBA	SPA	QJMOTOR Gresini Moto2	KALEX	2'07.732	13	2'06.804	14	2'06.274	10	0.955	0.104
17	14 T.ARBOLINO	ITA	Elf Marc VDS Racing Team	KALEX	2'07.449	13	2'07.296	10	2'06.283	9	0.964	0.009
18	16 J.ROBERTS	USA	Italtrans Racing Team	KALEX	2'06.760	14	2'06.911	13	2'06.297	10	0.978	0.014
19	71 D.FOGGIA	ITA	Italtrans Racing Team	KALEX	2'06.748	14	2'07.194	9	2'06.477	10	1.158	0.180
20	64 B.BENDSNEYDE	NED	Pertamina Mandalika SAG Team	KALEX	2'08.127	13	2'07.649	8	2'06.621	9	1.302	0.144
21	3 L.TULOVIC	GER	Liqui Moly Husqvarna Intact GP	KALEX	2'08.995	13	2'07.727	11	2'06.786	4	1.467	0.165
22	17 A.ESCRIG	SPA	Forward Team	FORWARD	2'09.335	9	2'07.389	13	2'06.860	5	1.541	0.074
23	84 Z.VD GOORBERG	NED	Fieten Olie Racing GP	KALEX	2'08.450	14	2'08.483	10	2'06.906	9	1.587	0.046
24	28 I.GUEVARA	SPA	Inde GASGAS Aspar Team	KALEX	2'07.740	14	2'06.982	12			1.663	0.076
25	5 K.NOZANE	JPN	Correos Prepago Yamaha VR46 Te	KALEX	2'09.264	12	2'08.258	14	2'07.151	9	1.832	0.169
26	23 T.HADA	JPN	Pertamina Mandalika SAG Team	KALEX	2'09.197	12	2'07.814	8	2'07.445	12	2.126	0.294
27	33 R.SKINNER	GBR	OnlyFans American Racing	KALEX	2'08.498	16	2'07.702	13	2'07.507	6	2.188	0.062
28	15 D.BINDER	RSA	Liqui Moly Husqvarna Intact GP	KALEX	2'09.296	14	2'07.590	14	2'08.247	3	2.271	0.083
29	4 S.KELLY	USA	Forward Team	FORWARD	2'08.994	10	2'08.795	7	2'07.652	9	2.333	0.062
30	9 M.CASADEI	ITA	Fantic Racing	KALEX	2'09.588	13	2'09.080	11	2'07.756	10	2.437	0.104
31	20 A.ANUAR	MAL	Petronas MIE Racing RW	KALEX	2'11.022	12	2'10.084	6	2'08.766	13	3.447	1.010
32	32 H.AZMAN	MAL	Petronas MIE Racing RW	KALEX	2'12.225	13	2'10.807	13	2'09.815	10	4.496	1.049

Pole Position Record:	2019	Alex MARQUEZ	2'05.244	159.3 Km/h
Best Race Lap:	2019	Alex MARQUEZ	2'05.860	158.5 Km/h
All Time Lap Record:	2019	Brad BINDER	2'04.769	159.9 Km/h

The results are provisional until the end of the limit for protest and appeals.

Time limit for protest expires 60' after publication of the results - Time:

These data/results cannot be reproduced, stored and/or transmitted in whole or in part by any manner of electronic, mechanical, photocopying, recording, broadcasting or otherwise now known or herein after developed without the previous express consent by the copyright owner, except for reproduction in daily press and regular printed publications on sale to the public within 60 days of the event related to those data/results and always provided that copyright symbol appears together as follows below.

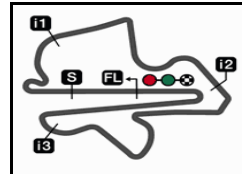
© DORNA, 2023

Official MotoGP Timing by TISSOT
www.motogp.com

Sepang, Saturday, November 11, 2023







5543 m.

PETRONAS GRAND PRIX OF MALAYSIA

Practice Nr. 3

Top Speed & Average

12

Rider	Nation	Motorcycle	Top 5 speeds					Average	Top
35 Somkiat CHANTRA	THA	KALEX	278.3	277.6	276.2	273.4	273.4	275.8	278.3
71 Dennis FOGGIA	ITA	KALEX	277.6	276.9	276.9	276.9	274.8	275.8	277.6
75 Albert ARENAS	SPA	KALEX	277.6	276.2	275.5	275.5	274.8	275.7	277.6
21 Alonso LOPEZ	SPA	BOSCOSCURO	276.9	275.5	275.5	274.8	274.1	275.4	276.9
37 Pedro ACOSTA	SPA	KALEX	276.9	276.2	276.2	276.2	276.2	276.3	276.9
54 Fermín ALDEGUER	SPA	BOSCOSCURO	276.9	276.2	274.8	274.1	272.7	274.6	276.9
3 Lukas TULOVIC	GER	KALEX	276.2	276.2	274.8	273.4	273.4	274.4	276.2
11 Sergio GARCIA	SPA	KALEX	276.2	276.2	275.5	275.5	275.5	275.8	276.2
13 Celestino VIETTI	ITA	KALEX	276.2	275.5	274.1	273.4	273.4	274.1	276.2
96 Jake DIXON	GBR	KALEX	276.2	276.2	275.5	275.5	274.8	275.4	276.2
5 Kohta NOZANE	JPN	KALEX	275.5	273.4	273.4	272.7	272.0	273.2	275.5
14 Tony ARBOLINO	ITA	KALEX	275.5	275.5	274.8	274.1	274.1	274.6	275.5
18 Manuel GONZALEZ	SPA	KALEX	275.5	274.8	274.1	274.1	273.4	274.2	275.5
7 Barry BALTUS	BEL	KALEX	274.8	274.1	274.1	273.4	272.7	273.4	274.8
15 Darryn BINDER	RSA	KALEX	273.4	273.4				273.4	274.8
23 Taiga HADA	JPN	KALEX	274.8	274.8	274.1	273.4	272.7	273.6	274.8
33 Rory SKINNER	GBR	KALEX	274.8	272.0	272.0	271.3	270.6	272.1	274.8
16 Joe ROBERTS	USA	KALEX	274.1	272.7	272.0	272.0	271.3	272.4	274.1
17 Alex ESCRIG	SPA	FORWARD	274.1	273.4	273.4	273.4	273.4	273.5	274.1
24 Marcos RAMIREZ	SPA	KALEX	274.1	273.4	272.0	271.3	271.3	272.0	274.1
64 Bo BENDSNEYDER	NED	KALEX	274.1	273.4	273.4	272.0	272.0	272.8	274.1
79 Ai OGURA	JPN	KALEX	274.1	273.4	272.0	272.0	271.3	272.6	274.1
84 Zonta VD GOORBERGH	NED	KALEX	274.1	272.7	272.0	270.6	270.6	271.8	274.1
4 Sean Dylan KELLY	USA	FORWARD	273.4	273.4	272.7	272.7	272.7	273.0	273.4
9 Mattia CASADEI	ITA	KALEX	273.4	272.7	272.0	271.3	271.3	272.1	273.4
12 Filip SALAC	CZE	KALEX	273.4	273.4	272.0	272.0	271.3	272.2	273.4
40 Aron CANET	SPA	KALEX	273.4	273.4	272.7	272.7	272.7	272.9	273.4
52 Jeremy ALCOBA	SPA	KALEX	272.7	271.3	271.3	270.6	270.6	271.3	272.7
22 Sam LOWES	GBR	KALEX	272.0	271.3	271.3	270.6	270.0	270.7	272.0
20 Azroy ANUAR	MAL	KALEX	269.3	268.6	268.6	267.9	267.9	268.5	269.3
32 Helmi AZMAN	MAL	KALEX	267.9	267.9	267.3	267.3	266.0	267.1	267.9

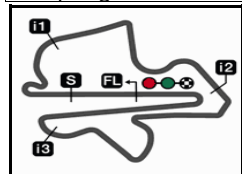
These data/results cannot be reproduced, stored and/or transmitted in whole or in part by any manner of electronic, mechanical, photocopying, recording, broadcasting or otherwise now known or herein after developed without the previous express consent by the copyright owner, except for reproduction in daily press and regular printed publications on sale to the public within 60 days of the event related to those data/results and always provided that copyright symbol appears together as follows below.

© DORNA, 2023

Official MotoGP Timing by TISSOT
www.motogp.com



Sepang, Saturday, November 11, 2023



5543 m.

PETRONAS GRAND PRIX OF MALAYSIA

Practice Nr. 3

Chronological Analysis of Performances

13

* Lap / Sector time cancelled **T1** Time from finish line to 1st intermediate **T3** Time from 2nd intermed. to 3rd intermed.
P Crossing the finish line in pit lane **T2** Time from 1st intermed. to 2nd intermed. **T4** Time from 3rd intermediate to finish line

Lap	Lap Time	T1	T2	T3	T4	Speed	Lap	Lap Time	T1	T2	T3	T4	Speed		
1st 54 Fermín ALDEGUER Beta Tools SpeedUp SPA Runs=3 Total laps=14 Full laps=10 Valid laps=10							4th 37 Pedro ACOSTA Red Bull KTM Ajo SPA Runs=4 Total laps=13 Full laps=7 Valid laps=6								
1	2'20.379	P	25.919	29.958	39.475	43.435	1	2'59.132	P	26.233	29.538	41.886*	45.033		
2	8'56.643	P	24.806	29.376	39.022	33.180	2	8'33.336	P	25.179	29.313	39.168	33.004		
3	2'08.473		27.338	29.319	38.953	32.863	276.2	3	2'06.201		26.363	28.765	38.467	32.606	276.2
4	2'06.165		26.372	28.688	38.465	32.640	274.8	4	2'06.318		26.283	28.838	38.456	32.741	276.2
5	2'06.222		26.227	28.610	38.524	32.861	274.1	5	2'06.375	*	26.29*	28.852	38.543	32.681	276.9
6	2'05.885		26.073	28.578	38.470	32.764	276.9	6	2'16.831	P	26.888	29.424	39.384	41.135	276.2
7	2'23.887	P	26.28*	32.799*	41.363*	43.437	272.7	7	32'18.410	P	25.719	29.605	39.374	33.068	
8	32'46.772	P	25.854	29.481	39.103	33.416*		8	2'15.144	P	26.569	28.906	38.541	41.128	275.5
9	2'08.547		26.311	31.144	38.360	32.732	272.0	9	5'08.210		26.361	29.348	39.602	33.014	
10	2'05.460		26.175	28.481	38.249	32.555	272.0	10	2'06.234		26.281	28.901	38.416	32.636	274.1
11	2'05.380		26.062	28.467	38.077	32.774	272.7	11	2'05.964		26.153	28.893	38.288	32.630	275.5
12	2'05.319		26.025	28.536	38.165	32.593	272.0	12	2'06.156		26.212	28.776	38.434	32.734	275.5
13	2'25.871		38.308	34.319	39.986	33.258	258.9	13	2'06.205		26.237	28.951	38.376	32.641	276.2
14	2'14.708		26.293	34.340	39.953	34.122	272.0								
2nd 35 Somkiat CHANTRA IDEMITSU Honda Te THA Runs=4 Total laps=13 Full laps=7 Valid laps=4							5th 40 Aron CANET Pons Wegow Los40 SPA Runs=2 Total laps=13 Full laps=10 Valid laps=7								
1	4'03.833	P	35.660	42.221*	49.912*	47.446		1	11'55.025		25.538	29.719	39.398	33.426	
2	7'51.904	P	26.341	30.419	39.893	33.621		2	2'07.418		26.547	28.837	38.975	33.059	272.7
3	2'10.581		26.346	29.273	41.956	33.006	278.3	3	2'06.805		26.429	28.872	38.561	32.943	272.0
4	2'05.865		26.209	28.568	38.409	32.679	276.2	4	2'12.074	*	31.17*	29.192	38.660	33.047	272.0
5	2'19.818	*	36.57*	31.356	39.005	32.885	264.7	5	2'21.950	P	26.477	28.950	38.491	48.032	272.0
6	2'30.472	P	26.119	28.575	39.894*	55.884	277.6	6	32'16.268	P	25.020	29.969	38.897	57.359	
7	32'02.532	P	25.942	30.008	39.789	33.140		7	2'06.147	*	26.40*	28.533	38.404	32.809*	272.7
8	2'07.182	*	26.51*	28.840	38.868	32.957*	272.0	8	2'06.009		26.317	28.655	38.290	32.747	272.7
9	2'06.560		26.313	28.737	38.518	32.992	273.4	9	2'06.096	*	26.105	28.666	38.414	32.911*	272.7
10	2'18.555	P	26.394	28.861	38.851	44.449	273.4	10	2'06.446		26.622	28.610	38.316	32.898	272.7
11	4'51.019		27.238	29.603	42.167	36.843		11	2'23.852		33.679	38.646	38.546	32.981	273.4
12	2'08.903	*	27.059	29.781*	38.998	33.065	272.7	12	2'06.085		26.272	28.721	38.322	32.770	272.7
13	2'06.875		26.408	28.862	38.695	32.910	272.7	13	2'15.774		26.348	28.668	43.904	36.854	273.4
3rd 96 Jake DIXON Inde GASGAS Aspar GBR Runs=3 Total laps=9 Full laps=5 Valid laps=4							6th 24 Marcos RAMIREZ OnlyFans American R SPA Runs=3 Total laps=15 Full laps=11 Valid laps=10								
1	3'46.275	P	32.280	38.958*	41.610*	40.834		1	2'26.230	P	26.098	31.100	39.949	43.839	
2	8'10.548	P	25.646	30.665	39.794	34.318		2	8'48.986	P	27.793	31.148	43.182	33.402	
3	2'06.607		26.487	28.859	38.510	32.751	276.2	3	2'07.688		26.681	29.048	38.938	33.021	273.4
4	2'06.203		26.246	28.809	38.390	32.758	274.8	4	2'07.157		26.629	28.942	38.731	32.855	271.3
5	2'13.042	*	31.85*	29.669	38.811	32.712	276.2	5	2'06.982		26.550	28.950	38.581	32.901	271.3
6	2'21.412	P	26.200	28.823	38.188	48.201	275.5	6	2'09.392		26.497	28.919	39.226	34.750	271.3
7	39'06.351	P	25.690	29.404	39.062	32.888		7	2'30.151	P	29.56*	31.855*	42.311*	46.420	267.9
8	2'06.456		26.249	28.959	38.400	32.848	274.8	8	29'57.939	P	30.912	31.002	40.144	33.006	
9	2'05.921		26.083	28.689	38.366	32.783	274.8	9	2'06.677		26.465	28.768	38.537	32.907	271.3
	unfinished		26.194				275.5	10	2'06.283		26.334	28.718	38.475	32.756	271.3
								11	2'30.562		26.290	32.142	57.960	34.170	270.6
								12	2'16.847		26.803	36.647	39.905	33.492	274.1

Fastest Lap: Fermín ALDEGUER Beta Tools SpeedUp SPA **2'05.319** 26.025 28.536 38.165 32.593

These data/results cannot be reproduced, stored and/or transmitted in whole or in part by any manner of electronic, mechanical, photocopying, recording, broadcasting or otherwise now known or herein after developed without the previous express consent by the copyright owner, except for reproduction in daily press and regular printed publications on sale to the public within 60 days of the event related to those data/results and always provided that copyright symbol appears together as follows below.
 © DORNA, 2023



Practice Nr. 3

Moto2

Lap	Lap Time	T1	T2	T3	T4	Speed	Lap	Lap Time	T1	T2	T3	T4	Speed
13	2'06.288	26.427	<u>28.693</u>	38.506	32.662	272.0	2	8'29.838 P	24.925	29.411	39.268	33.175	
14	<u>2'06.044</u>	<u>26.181</u>	28.718	38.492	<u>32.653</u>	270.0	3	2'07.106	26.708	28.875	38.632	32.891	270.0
15	2'22.925 *	32.367	32.674*	41.699	36.185	269.3	4	2'06.762	26.563	28.824	38.485	32.890	271.3

7th 13 Celestino VIETTI Fantic Racing ITA
Runs=3 Total laps=15 Full laps=11 Valid laps=10

1	2'38.188 P	26.093	29.670	39.620*	46.136	
2	8'40.477 P	25.322	29.223	40.499	37.567	
3	2'08.659	26.601	29.294	39.221	33.543	275.5
4	2'07.353	26.645	29.001	38.796	32.911	<u>276.2</u>
5	2'07.164	26.390	28.874	38.792	33.108	272.7
6	2'06.517	26.351	<u>28.813</u>	38.503	32.850	273.4
7	2'27.685 P	30.51*	31.575*	40.635*	44.965	270.6
8	30'11.034 P	26.474	30.555	40.340	38.267	
9	2'07.265 *	26.438	28.887	38.354	33.586*	273.4
10	2'06.396	26.262	28.915	38.366	32.853	272.7
11	2'14.743	28.076	31.655	40.231	34.781	273.4
12	2'06.218	26.303	28.873	<u>38.279</u>	32.763	272.7
13	<u>2'06.045</u>	<u>26.200</u>	28.913	38.348	<u>32.584</u>	273.4
14	2'40.200	33.461	32.831	47.594	46.314	273.4
15	2'06.440	26.447	28.913	38.374	32.706	274.1

8th 7 Barry BALTUS Fieten Olie Racing GP BEL
Runs=3 Total laps=13 Full laps=9 Valid laps=6

1	2'57.896 P	29.000	29.895	41.455*	45.998	
2	8'36.702 P	24.576	29.117	38.830	33.323	
3	2'06.561	26.414	28.823	38.582	32.742	272.7
4	2'06.522	26.386	28.817	38.457	32.862	274.1
5	2'07.958 *	26.76*	28.844	38.957	33.392	<u>274.8</u>
6	2'15.956 P	26.537	28.725	38.995	41.699	272.7
7	34'23.173 P	31.106	32.005	39.541	35.140*	
8	2'06.422	26.374	28.728	<u>38.318</u>	33.002	271.3
9	2'14.691	26.311	28.737	40.079	39.564	272.7
10	<u>2'06.071</u>	26.343	<u>28.663</u>	38.392	<u>32.673</u>	273.4
11	2'06.116	<u>26.250</u>	28.737	38.417	32.712	274.1
12	2'08.864 *	26.566	29.113	39.783	33.402*	272.7
13	2'07.570 *	26.582	29.049*	38.874	33.065	269.3

9th 12 Filip SALAC QJMOTOR Gresini M CZE
Runs=3 Total laps=12 Full laps=7 Valid laps=4

1	3'44.868 P	28.357	43.173*	47.651*	47.629	
2	8'12.549 P	27.164	30.671	46.038	34.519	
3	2'06.118	26.470	28.671	38.380	<u>32.597</u>	271.3
4	2'06.774	26.441	28.742	38.857	32.734	<u>273.4</u>
5	2'13.311 *	28.18*	33.077	39.275	32.772	272.0
6	2'21.199 P	<u>26.226</u>	28.739	38.376*	47.858	273.4
7	32'13.458 P	24.583	29.368	38.978	54.721	
8	2'14.966 *	28.12*	28.988	39.466	38.385*	265.3
9	<u>2'06.072</u>	26.351	28.718	<u>38.298</u>	32.705	271.3
10	2'10.922 *	26.347	<u>28.653</u>	38.642	37.280*	272.0
11	2'23.810	26.414	32.401	43.353	41.642	270.0
12	2'38.388 P	32.266	35.084	45.692	45.346	270.0

10th 22 Sam LOWES Elf Marc VDS Racing GBR
Runs=3 Total laps=14 Full laps=10 Valid laps=7

1	3'06.750 P	25.887	29.901	40.307*	45.076	
---	------------	--------	--------	---------	--------	--

11th 11 Sergio GARCIA Pons Wegow Los40 SPA
Runs=3 Total laps=14 Full laps=10 Valid laps=7

1	2'57.590 P	26.229	29.619	41.465*	44.705	
2	8'35.266 P	25.434	29.653	39.840	33.595	
3	2'07.580	26.556	29.308	38.832	32.884	275.5
4	2'06.931	26.469	28.895	38.530	33.037	275.5
5	2'07.651 *	26.82*	28.919	38.778	33.127	<u>276.2</u>
6	2'18.697 P	26.627	29.038	39.766	43.266	274.1
7	32'43.082 P	24.825	29.372	39.198	55.449	
8	2'07.105 *	26.58*	28.867	38.775	32.878*	272.7
9	2'06.444	<u>26.293</u>	28.779	38.609	32.763	274.8
10	2'06.479 *	26.331	28.855	38.461	32.832*	274.8
11	<u>2'06.106</u>	26.380	<u>28.706</u>	38.346	32.674	273.4
12	2'17.484	30.579	34.646	39.114	33.145	276.2
13	2'06.106	26.401	28.732	<u>38.340</u>	<u>32.633</u>	275.5
14	2'13.366	26.509	30.818	40.643	35.396	274.1

12th 21 Alonso LOPEZ Beta Tools SpeedUp SPA
Runs=4 Total laps=15 Full laps=9 Valid laps=8

1	2'29.790 P	24.842	29.348	39.082	49.612	
2	8'41.123 P	24.406	29.068	39.134	32.725	
3	2'06.323	26.424	28.780	38.492	<u>32.627</u>	271.3
4	<u>2'06.117</u>	26.314	28.784	<u>38.372</u>	32.647	272.7
5	2'16.158	30.257	33.776	39.234	32.891	272.7
6	2'06.269	26.240	<u>28.715</u>	38.569	32.745	275.5
7	2'28.140 P	27.54*	31.835*	43.098*	45.661	<u>276.9</u>
8	30'08.625 P	27.892	33.983	41.432	35.754	
9	2'07.301	26.703	28.892	38.879	32.827	273.4
10	2'06.748	26.283	28.813	38.799	32.853	275.5
11	2'17.654 P	26.242	28.820	38.864	43.728	274.8
12	3'43.374	26.452	29.836	40.216	33.301	
13	2'06.595	<u>26.226</u>	28.863	38.686	32.820	273.4
14	2'10.622 *	26.366	30.519*	40.518	33.219	273.4
15	2'10.722	26.318	28.806	38.971	36.627	274.1

13th 18 Manuel GONZALEZ Correos Prepagado Yam SPA
Runs=3 Total laps=13 Full laps=9 Valid laps=7

1	2'58.113 P	25.731	29.336	41.282*	44.475	
2	8'35.132 P	24.937	29.166	39.273	33.150	
3	2'06.654	26.302	28.951	38.690	32.711	274.8
4	2'06.482	26.293	28.893	<u>38.539</u>	32.757	273.4
5	2'15.772 *	30.70*	31.923	39.671	33.472	274.1

Fastest Lap: Fermín ALDEGUER Beta Tools SpeedUp SPA **2'05.319** 26.025 28.536 38.165 32.593

These data/results cannot be reproduced, stored and/or transmitted in whole or in part by any manner of electronic, mechanical, photocopying, recording, broadcasting or otherwise now known or herein after developed without the previous express consent by the copyright owner, except for reproduction in daily press and regular printed publications on sale to the public within 60 days of the event related to those data/results and always provided that copyright symbol appears together as follows below.
© DORNA, 2023

Practice Nr. 3

Moto2

Lap	Lap Time		T1	T2	T3	T4	Speed	Lap	Lap Time		T1	T2	T3	T4	Speed	
6	2'18.550	P	26.347	28.944	38.599	44.660	275.5	17th	14	Tony ARBOLINO	Elf Marc VDS Racing	ITA	Runs=3	Total laps=14	Full laps=10	Valid laps=7
7	35'17.120	P	29.286	31.349	40.721	33.290		1	3'40.470	P	34.083	36.158*	41.242*	42.166		
8	2'06.240		26.131	28.628	38.632	32.849	272.7	2	8'14.903	P	27.064	30.258	40.098	33.603		
9	2'07.984		26.245	28.703	40.127	32.909	271.3	3	2'11.175		26.629	28.929	38.921	36.696	275.5	
10	2'06.129		26.243	28.643	38.590	32.653	272.7	4	2'07.170		26.526	28.911	38.794	32.939	274.8	
11	2'30.954		26.522	35.110	48.798	40.524	273.4	5	2'18.493	*	30.02*	32.063	41.433	34.973	275.5	
12	2'08.392	*	26.524	29.852*	39.043	32.973	272.7	6	2'21.298	P	26.444	28.999	39.685*	46.170	274.1	
13	2'06.787		26.382	28.788	38.703	32.914	274.1	7	32'11.849	P	25.129	29.960	39.758	33.257		
14th	75	Albert ARENAS	Red Bull KTM Ajo	SPA	Runs=3	Total laps=14	Full laps=9	Valid laps=8	8	2'07.180	*	26.61*	28.691	38.820	33.058*	272.7
1	2'22.478	P	24.903	29.585	39.597	43.818		9	2'06.283		26.252	28.691	38.380	32.960	273.4	
2	8'55.394	P	24.690	29.265	39.156	33.325		10	2'11.900	*	26.374	28.931	39.164	37.431*	272.7	
3	2'08.440		27.032	29.321	39.129	32.958	275.5	11	2'07.516		26.496	29.094	38.806	33.120	274.1	
4	2'07.312		26.652	28.952	38.762	32.946	276.2	12	2'06.849		26.243	28.971	38.726	32.909	274.1	
5	2'07.948		26.913	29.091	39.014	32.930	277.6	13	2'06.790		26.322	29.011	38.694	32.763	273.4	
6	2'16.376	P	26.431	28.821	39.232	41.892	274.8	14	2'09.109		26.352	28.984	40.376	33.397	274.1	
7	32'31.394	P	27.019	30.073	39.115	33.550		18th	16	Joe ROBERTS	Italtrans Racing Team	USA	Runs=3	Total laps=15	Full laps=11	Valid laps=7
8	2'06.198	*	26.31*	28.640	38.349	32.890*	275.5	1	3'03.760	P	27.323	33.182	43.881*	46.537		
9	2'06.409		26.364	28.650	38.567	32.828	272.7	2	8'30.865	P	25.625	29.491	39.387	33.485		
10	2'14.616		26.416	28.662	44.200	35.338	274.1	3	2'07.528		26.660	28.941	38.902	33.025	270.0	
11	2'17.698		27.755	33.565	42.578	33.800	274.8	4	2'07.269		26.392	28.786	38.883	33.208	270.0	
12	2'06.170		26.383	28.749	38.379	32.659	272.7	5	2'10.590	*	28.49*	29.722	39.107	33.269	272.0	
13	2'27.785		33.709	31.864	40.748	41.464	273.4	6	2'06.790	*	26.381	28.856	38.568	32.985*	270.6	
14	2'22.546	P	26.992	28.927	39.034	47.593	272.7	7	2'26.054	P	30.28*	31.141*	41.530*	43.100	240.0	
15th	79	Ai OGURA	IDEMITSU Honda Te	JPN	Runs=3	Total laps=7	Full laps=3	Valid laps=2	8	29'55.897	P	26.953	30.079	39.292	33.307	
1	4'00.160	P	32.960	42.643*	46.583*	46.553		9	2'06.456	*	26.40*	28.671	38.353	33.025*	272.0	
2	7'54.593	P	26.916	30.259	40.003	33.431		10	2'06.297		26.233	28.725	38.392	32.947	272.7	
3	2'11.054		26.689	28.930	42.404	33.031	272.0	11	2'10.114		26.230	28.839	41.606	33.439	274.1	
4	2'06.178		26.213	28.703	38.527	32.735	274.1	12	2'07.778		26.429	29.007	39.071	33.271	269.3	
5	2'19.595	*	36.36*	31.078	39.131	33.020	271.3	13	2'07.024		26.388	28.876	38.757	33.003	270.0	
6	2'29.538	P	26.175	28.671	39.725*	54.967	273.4	14	2'11.081		26.689	30.998	39.810	33.584	270.6	
7	34'36.480	P	30.203	31.262	40.787	33.275		15	2'11.732	*	26.502	29.172*	42.182	33.876	271.3	
unfinished	26.147						272.0	19th	71	Dennis FOGGIA	Italtrans Racing Team	ITA	Runs=3	Total laps=14	Full laps=10	Valid laps=10
16th	52	Jeremy ALCOBA	QJMOTOR Gresini	M SPA	Runs=3	Total laps=15	Full laps=11	Valid laps=7	1	2'39.418	P	25.021	29.374	39.725*	46.179	
1	2'35.903	P	25.160	30.027	39.842*	45.134		2	8'38.685	P	24.756	29.301	39.420	33.701		
2	9'01.151	P	24.877	29.331	39.319	33.257		3	2'09.021		27.028	29.251	39.639	33.103	273.4	
3	2'07.189		26.557	28.942	38.752	32.938	270.6	4	2'08.097		26.794	29.028	39.271	33.004	276.9	
4	2'07.004		26.419	28.886	38.767	32.932	270.0	5	2'07.757		26.947	28.886	38.892	33.032	276.9	
5	2'09.307	*	27.98*	29.113	39.143	33.068	269.3	6	2'07.351		26.503	28.860	39.119	32.869	277.6	
6	2'07.021	*	26.404	28.887	38.864	32.866*	269.3	7	2'24.504	P	29.63*	30.872*	40.757*	43.242	274.8	
7	2'25.827	P	29.84*	31.064*	41.519*	43.401	234.7	8	32'39.804	P	26.274	29.516	39.035	33.499*		
8	29'57.251	P	24.985	29.361	39.149	32.884		9	2'08.827		26.547	30.898	38.684	32.698	274.1	
9	2'06.662	*	26.41*	28.751	38.633	32.863*	272.7	10	2'06.477		26.407	28.714	38.543	32.813	274.8	
10	2'06.274		26.176	28.795	38.563	32.740	270.0	11	2'06.933		26.500	28.861	38.818	32.754	274.8	
11	2'06.526		26.188	28.832	38.678	32.828	271.3	12	2'07.817		26.345	29.170	39.334	32.968	276.9	
12	2'06.710		26.338	28.785	38.689	32.898	271.3	13	2'20.495		26.609	29.592	45.619	38.675	274.8	
13	2'06.786		26.313	28.832	38.600	33.041	270.0	14	2'10.820		26.544	29.080	41.260	33.936	274.8	
14	2'14.634		26.339	28.885	46.036	33.374	270.6	20th	64	Bo BENDSNEYDER	Pertamina Mandalika	NED	Runs=3	Total laps=14	Full laps=10	Valid laps=8
15	2'23.264	*	26.494	29.412*	39.840	47.518	269.3	1	2'44.201	P	25.821	29.493	39.864*	44.695		
								2	8'49.599	P	28.849	33.013	40.215	33.976		

Fastest Lap: Fermín ALDEGUER Beta Tools SpeedUp SPA **2'05.319** 26.025 28.536 38.165 32.593

These data/results cannot be reproduced, stored and/or transmitted in whole or in part by any manner of electronic, mechanical, photocopying, recording, broadcasting or otherwise now known or herein after developed without the previous express consent by the copyright owner, except for reproduction in daily press and regular printed publications on sale to the public within 60 days of the event related to those data/results and always provided that copyright symbol appears together as follows below.
© DORNA, 2023

Practice Nr. 3

Moto2

Lap	Lap Time	T1	T2	T3	T4	Speed	Lap	Lap Time	T1	T2	T3	T4	Speed																																																																																																																																																																																																																																																																																																																																																																																																																																																																														
3	2'06.865	26.415	28.956	38.633	32.861	272.0	7	2'26.341 P	28.951*	30.607*	41.657*	45.121	248.8																																																																																																																																																																																																																																																																																																																																																																																																																																																																														
4	2'07.904	27.217	29.124	38.678	32.885	274.1	8	31'59.713 P	27.634	30.659	40.308	33.161																																																																																																																																																																																																																																																																																																																																																																																																																																																																															
5	2'12.382 *	28.981*	30.708	39.610	33.075	272.0	9	2'06.906	26.482	28.868	38.424	33.132	270.6																																																																																																																																																																																																																																																																																																																																																																																																																																																																														
6	2'16.958 P	26.365	28.960	38.787	42.846	273.4		unfinished	26.382	29.902	47.639		270.6																																																																																																																																																																																																																																																																																																																																																																																																																																																																														
7	32'13.218 P	25.721	29.491	39.184	32.982		24th 5 Kohta NOZANE Correos Prepagos Yam JPN																																																																																																																																																																																																																																																																																																																																																																																																																																																																																				
8	2'07.356 *	26.301*	28.863	38.491	33.694*	270.0	Runs=3 Total laps=15 Full laps=11 Valid laps=10																																																																																																																																																																																																																																																																																																																																																																																																																																																																																				
9	2'06.621	26.322	28.894	38.583	32.822	270.6	1	2'34.789 P	26.133	30.620	40.871*	46.303																																																																																																																																																																																																																																																																																																																																																																																																																																																																															
10	2'10.932	26.381	29.612	40.903	34.036	269.3	2	8'41.595 P	25.127	29.489	39.784	37.257																																																																																																																																																																																																																																																																																																																																																																																																																																																																															
11	2'19.155	26.475	29.053	47.473	36.154	272.0	3	2'08.546	26.983	29.099	39.103	33.361	266.6																																																																																																																																																																																																																																																																																																																																																																																																																																																																														
12	2'07.533	26.545	29.066	38.924	32.998	273.4	4	2'08.490	26.875	29.117	39.023	33.475	268.6																																																																																																																																																																																																																																																																																																																																																																																																																																																																														
13	2'07.455	26.460	29.072	38.939	32.984	269.3	5	2'10.862	27.078	29.485	39.480	34.819	272.0																																																																																																																																																																																																																																																																																																																																																																																																																																																																														
14	2'17.218	30.006	31.287	42.207	33.718	268.6	6	2'08.513	26.715	29.247	39.052	33.499	275.5																																																																																																																																																																																																																																																																																																																																																																																																																																																																														
21st 3 Lukas TULOVIC Liqui Moly Husqvarna GER							7	2'25.945 P	29.06*	30.743*	41.449*	44.689	267.9																																																																																																																																																																																																																																																																																																																																																																																																																																																																														
Runs=3 Total laps=15 Full laps=11 Valid laps=10							8	30'04.206 P	29.257	30.852	40.555	35.896																																																																																																																																																																																																																																																																																																																																																																																																																																																																															
1	2'30.170 P	25.259	29.644	39.257	46.994		9	2'07.151	26.611	28.897	38.726	32.917	273.4																																																																																																																																																																																																																																																																																																																																																																																																																																																																														
2	8'41.233 P	24.734	29.561	39.775	32.803		10	2'07.287	26.518	28.940	38.813	33.016	272.0																																																																																																																																																																																																																																																																																																																																																																																																																																																																														
3	2'07.086	26.624	29.078	38.598	32.786	273.4	11	2'21.017	26.659	39.005	41.359	33.994	269.3																																																																																																																																																																																																																																																																																																																																																																																																																																																																														
4	2'06.786	26.526	28.928	38.610	32.722	272.7	12	2'16.852	26.807	29.893	41.599	38.553	272.7																																																																																																																																																																																																																																																																																																																																																																																																																																																																														
5	2'09.118	27.339	29.291	39.564	32.924	273.4	13	2'07.921	26.821	29.136	38.890	33.074	273.4																																																																																																																																																																																																																																																																																																																																																																																																																																																																														
6	2'07.714	26.648	28.947	39.195	32.924	273.4	14	2'08.189	26.678	29.212	39.004	33.295	271.3																																																																																																																																																																																																																																																																																																																																																																																																																																																																														
7	2'21.477 P	27.011*	30.292*	40.904*	43.266	272.7	15	2'09.052 *	26.970	29.423*	39.265	33.394	269.3																																																																																																																																																																																																																																																																																																																																																																																																																																																																														
8	30'19.148 P	25.961	34.061	41.356	35.847		9	3'09.388	1'19.837	36.096	40.276	33.179	276.2	25th 23 Taiga HADA Pertamina Mandalika JPN							10	2'07.796	26.563	28.878	39.209	33.146	270.6	Runs=3 Total laps=14 Full laps=10 Valid laps=9							11	2'10.187	27.470	30.220	39.580	32.917	272.0	1	2'33.777 P	25.505	29.943	40.863*	43.358		12	2'08.619	26.453	29.070	40.154	32.942	276.2	2	8'42.315 P	25.048	29.568	41.156	34.758		13	2'10.815	28.244	29.848	39.731	32.992	274.8	3	2'10.737	28.145	29.812	39.537	33.243	272.7	14	2'08.267 *	26.613	29.439*	39.227	32.988	273.4	4	2'09.077	26.780	29.180	39.660	33.457	273.4	15	2'07.840	26.628	29.097	39.210	32.905	272.0	5	2'09.192	27.078	29.217	39.634	33.263	271.3	22nd 17 Alex ESCRIG Forward Team SPA							6	2'19.370 P	26.949	29.204	39.605	43.612	274.1	Runs=4 Total laps=14 Full laps=8 Valid laps=8							7	32'13.885 P	27.093	31.374	40.251	35.986		1	2'21.038 P	26.376	30.066	39.777	43.605		8	2'08.132	26.648	29.152	39.226	33.106	272.7	2	8'54.608 P	28.874	30.017	43.117	34.339		9	2'07.961	26.468	29.111	39.219	33.163	274.8	3	2'08.304	26.807	29.312	39.023	33.162	272.7	10	2'10.413	26.819	29.670	39.776	34.148	269.3	4	2'06.918	26.710	28.927	38.522	32.759	273.4	11	2'12.263	28.652	30.492	40.147	32.972	270.0	5	2'06.860	26.537	28.905	38.545	32.873	274.1	12	2'07.445	26.608	28.980	38.930	32.927	272.7	6	2'07.430	26.657	28.914	38.717	33.142	272.7	13	2'13.904	26.625	29.030	44.810	33.439	271.3	7	2'27.525 P	28.591*	31.966*	43.206*	43.758	273.4	14	2'10.896 *	26.750	29.153*	40.052	34.941	274.8	8	30'03.412 P	29.081	30.274	42.934	33.935		9	2'07.654	26.672	28.887	38.775	33.320	272.7	26th 33 Rory SKINNER OnlyFans American R GBR							10	2'14.690	27.476	29.894	43.655	33.665	266.0	Runs=3 Total laps=8 Full laps=4 Valid laps=4							11	2'13.535	26.849	29.673	43.447	33.566	273.4	1	2'37.088 P	25.791	29.815	40.551*	46.534		12	2'07.767	26.811	29.039	38.741	33.176	272.0	2	8'41.669 P	24.886	29.325	39.273	33.600		13	2'23.133 P	26.687	28.969	44.212	43.265	273.4	3	2'09.018	26.877	29.350	39.220	33.571	274.8	14	4'25.898	27.203	30.754	41.060	33.973		4	2'07.976	26.700	29.084	39.163	33.029	272.0								5	2'07.672	26.599	29.014	38.793	33.266	272.0								6	2'07.507	26.550	29.012	38.752	33.193	270.6								7	2'26.191 P	29.39*	30.831*	41.093*	44.876	271.3								8	29'58.340 P	28.606	31.252	40.179	33.577										unfinished	26.698	28.974	38.848		267.9	23rd 84 Zonta VD GOORBE Fieten Olie Racing GP NED							27th 4 Sean Dylan KELLY Forward Team USA							Runs=3 Total laps=9 Full laps=5 Valid laps=6							Runs=4 Total laps=14 Full laps=8 Valid laps=8							1	2'56.547 P	26.855	30.382	41.330*	44.134		1	2'39.838 P	25.649	30.167	39.942*	44.812		2	8'21.112 P	24.445	29.411	39.967	34.355		2	8'37.808 P	27.114	29.913	40.884	38.325		3	2'08.455	26.807	29.446	39.175	33.027	270.6	4	2'07.258	26.407	28.847	38.874	33.130	272.0	5	2'10.793	26.882	29.370	41.274	33.267	274.1	6	2'11.779	26.406	28.936	42.877	33.560	272.7
9	3'09.388	1'19.837	36.096	40.276	33.179	276.2	25th 23 Taiga HADA Pertamina Mandalika JPN																																																																																																																																																																																																																																																																																																																																																																																																																																																																																				
10	2'07.796	26.563	28.878	39.209	33.146	270.6	Runs=3 Total laps=14 Full laps=10 Valid laps=9																																																																																																																																																																																																																																																																																																																																																																																																																																																																																				
11	2'10.187	27.470	30.220	39.580	32.917	272.0	1	2'33.777 P	25.505	29.943	40.863*	43.358																																																																																																																																																																																																																																																																																																																																																																																																																																																																															
12	2'08.619	26.453	29.070	40.154	32.942	276.2	2	8'42.315 P	25.048	29.568	41.156	34.758																																																																																																																																																																																																																																																																																																																																																																																																																																																																															
13	2'10.815	28.244	29.848	39.731	32.992	274.8	3	2'10.737	28.145	29.812	39.537	33.243	272.7																																																																																																																																																																																																																																																																																																																																																																																																																																																																														
14	2'08.267 *	26.613	29.439*	39.227	32.988	273.4	4	2'09.077	26.780	29.180	39.660	33.457	273.4																																																																																																																																																																																																																																																																																																																																																																																																																																																																														
15	2'07.840	26.628	29.097	39.210	32.905	272.0	5	2'09.192	27.078	29.217	39.634	33.263	271.3																																																																																																																																																																																																																																																																																																																																																																																																																																																																														
22nd 17 Alex ESCRIG Forward Team SPA							6	2'19.370 P	26.949	29.204	39.605	43.612	274.1																																																																																																																																																																																																																																																																																																																																																																																																																																																																														
Runs=4 Total laps=14 Full laps=8 Valid laps=8							7	32'13.885 P	27.093	31.374	40.251	35.986																																																																																																																																																																																																																																																																																																																																																																																																																																																																															
1	2'21.038 P	26.376	30.066	39.777	43.605		8	2'08.132	26.648	29.152	39.226	33.106	272.7																																																																																																																																																																																																																																																																																																																																																																																																																																																																														
2	8'54.608 P	28.874	30.017	43.117	34.339		9	2'07.961	26.468	29.111	39.219	33.163	274.8																																																																																																																																																																																																																																																																																																																																																																																																																																																																														
3	2'08.304	26.807	29.312	39.023	33.162	272.7	10	2'10.413	26.819	29.670	39.776	34.148	269.3																																																																																																																																																																																																																																																																																																																																																																																																																																																																														
4	2'06.918	26.710	28.927	38.522	32.759	273.4	11	2'12.263	28.652	30.492	40.147	32.972	270.0																																																																																																																																																																																																																																																																																																																																																																																																																																																																														
5	2'06.860	26.537	28.905	38.545	32.873	274.1	12	2'07.445	26.608	28.980	38.930	32.927	272.7																																																																																																																																																																																																																																																																																																																																																																																																																																																																														
6	2'07.430	26.657	28.914	38.717	33.142	272.7	13	2'13.904	26.625	29.030	44.810	33.439	271.3																																																																																																																																																																																																																																																																																																																																																																																																																																																																														
7	2'27.525 P	28.591*	31.966*	43.206*	43.758	273.4	14	2'10.896 *	26.750	29.153*	40.052	34.941	274.8																																																																																																																																																																																																																																																																																																																																																																																																																																																																														
8	30'03.412 P	29.081	30.274	42.934	33.935		9	2'07.654	26.672	28.887	38.775	33.320	272.7	26th 33 Rory SKINNER OnlyFans American R GBR							10	2'14.690	27.476	29.894	43.655	33.665	266.0	Runs=3 Total laps=8 Full laps=4 Valid laps=4							11	2'13.535	26.849	29.673	43.447	33.566	273.4	1	2'37.088 P	25.791	29.815	40.551*	46.534		12	2'07.767	26.811	29.039	38.741	33.176	272.0	2	8'41.669 P	24.886	29.325	39.273	33.600		13	2'23.133 P	26.687	28.969	44.212	43.265	273.4	3	2'09.018	26.877	29.350	39.220	33.571	274.8	14	4'25.898	27.203	30.754	41.060	33.973		4	2'07.976	26.700	29.084	39.163	33.029	272.0								5	2'07.672	26.599	29.014	38.793	33.266	272.0								6	2'07.507	26.550	29.012	38.752	33.193	270.6								7	2'26.191 P	29.39*	30.831*	41.093*	44.876	271.3								8	29'58.340 P	28.606	31.252	40.179	33.577										unfinished	26.698	28.974	38.848		267.9	23rd 84 Zonta VD GOORBE Fieten Olie Racing GP NED							27th 4 Sean Dylan KELLY Forward Team USA							Runs=3 Total laps=9 Full laps=5 Valid laps=6							Runs=4 Total laps=14 Full laps=8 Valid laps=8							1	2'56.547 P	26.855	30.382	41.330*	44.134		1	2'39.838 P	25.649	30.167	39.942*	44.812		2	8'21.112 P	24.445	29.411	39.967	34.355		2	8'37.808 P	27.114	29.913	40.884	38.325		3	2'08.455	26.807	29.446	39.175	33.027	270.6	4	2'07.258	26.407	28.847	38.874	33.130	272.0	5	2'10.793	26.882	29.370	41.274	33.267	274.1	6	2'11.779	26.406	28.936	42.877	33.560	272.7																																																																																																																																																																																																																																							
9	2'07.654	26.672	28.887	38.775	33.320	272.7	26th 33 Rory SKINNER OnlyFans American R GBR																																																																																																																																																																																																																																																																																																																																																																																																																																																																																				
10	2'14.690	27.476	29.894	43.655	33.665	266.0	Runs=3 Total laps=8 Full laps=4 Valid laps=4																																																																																																																																																																																																																																																																																																																																																																																																																																																																																				
11	2'13.535	26.849	29.673	43.447	33.566	273.4	1	2'37.088 P	25.791	29.815	40.551*	46.534																																																																																																																																																																																																																																																																																																																																																																																																																																																																															
12	2'07.767	26.811	29.039	38.741	33.176	272.0	2	8'41.669 P	24.886	29.325	39.273	33.600																																																																																																																																																																																																																																																																																																																																																																																																																																																																															
13	2'23.133 P	26.687	28.969	44.212	43.265	273.4	3	2'09.018	26.877	29.350	39.220	33.571	274.8																																																																																																																																																																																																																																																																																																																																																																																																																																																																														
14	4'25.898	27.203	30.754	41.060	33.973		4	2'07.976	26.700	29.084	39.163	33.029	272.0																																																																																																																																																																																																																																																																																																																																																																																																																																																																														
							5	2'07.672	26.599	29.014	38.793	33.266	272.0																																																																																																																																																																																																																																																																																																																																																																																																																																																																														
							6	2'07.507	26.550	29.012	38.752	33.193	270.6																																																																																																																																																																																																																																																																																																																																																																																																																																																																														
							7	2'26.191 P	29.39*	30.831*	41.093*	44.876	271.3																																																																																																																																																																																																																																																																																																																																																																																																																																																																														
							8	29'58.340 P	28.606	31.252	40.179	33.577																																																																																																																																																																																																																																																																																																																																																																																																																																																																															
								unfinished	26.698	28.974	38.848		267.9																																																																																																																																																																																																																																																																																																																																																																																																																																																																														
23rd 84 Zonta VD GOORBE Fieten Olie Racing GP NED							27th 4 Sean Dylan KELLY Forward Team USA																																																																																																																																																																																																																																																																																																																																																																																																																																																																																				
Runs=3 Total laps=9 Full laps=5 Valid laps=6							Runs=4 Total laps=14 Full laps=8 Valid laps=8																																																																																																																																																																																																																																																																																																																																																																																																																																																																																				
1	2'56.547 P	26.855	30.382	41.330*	44.134		1	2'39.838 P	25.649	30.167	39.942*	44.812																																																																																																																																																																																																																																																																																																																																																																																																																																																																															
2	8'21.112 P	24.445	29.411	39.967	34.355		2	8'37.808 P	27.114	29.913	40.884	38.325																																																																																																																																																																																																																																																																																																																																																																																																																																																																															
3	2'08.455	26.807	29.446	39.175	33.027	270.6																																																																																																																																																																																																																																																																																																																																																																																																																																																																																					
4	2'07.258	26.407	28.847	38.874	33.130	272.0																																																																																																																																																																																																																																																																																																																																																																																																																																																																																					
5	2'10.793	26.882	29.370	41.274	33.267	274.1																																																																																																																																																																																																																																																																																																																																																																																																																																																																																					
6	2'11.779	26.406	28.936	42.877	33.560	272.7																																																																																																																																																																																																																																																																																																																																																																																																																																																																																					

Fastest Lap:	Fermín ALDEGUER	Beta Tools SpeedUp	SPA	2'05.319	26.025	28.536	38.165	32.593
---------------------	-----------------	--------------------	-----	-----------------	--------	--------	--------	--------

These data/results cannot be reproduced, stored and/or transmitted in whole or in part by any manner of electronic, mechanical, photocopying, recording, broadcasting or otherwise now known or herein after developed without the previous express consent by the copyright owner, except for reproduction in daily press and regular printed publications on sale to the public within 60 days of the event related to those data/results and always provided that copyright symbol appears together as follows below.
© DORNA, 2023



Practice Nr. 3

Moto2

Lap	Lap Time	T1	T2	T3	T4	Speed	Lap	Lap Time	T1	T2	T3	T4	Speed				
3	2'09.782	26.944	29.511	39.597	33.730	272.7	31st 32	Helmi AZMAN Runs=3 Total laps=14 Full laps=10 Valid laps=6	Petronas MIE Racing MAL	1	2'55.407	P	25.741	30.367	41.221*	52.696	
4	2'08.601	26.798	29.149	39.177	33.477	273.4				2	8'43.078	P	25.357	30.245	39.970	33.677	
5	2'10.076	27.009	29.391	39.900	33.776	273.4				3	2'10.473	27.279	29.479	39.955	33.760	267.9	
6	2'08.547	26.746	29.351	39.106	33.344	272.7				4	2'10.289	27.135	29.515	39.720	33.919	267.3	
7	2'23.269	P	28.561*	30.735*	41.092*	42.876				5	2'12.583	*	27.86*	30.596	40.216	33.910	264.7
8	2'58.179	P	26.391	30.284	42.851	33.843				6	2'20.580	P	26.999	29.614	39.666	44.301	267.9
9	2'07.652	26.763	28.988	38.736	33.165	272.0				7	3'03.395	P	1'51.211	30.571	40.245	33.874	
10	2'14.836	26.597	31.097	41.607	35.535	272.0				8	2'10.451	27.100	29.560	39.666	34.125	264.0	
11	2'19.138	26.753	29.855	45.325	37.205	272.0				9	2'09.565	*	27.014	29.369*	39.514*	33.668	265.3
12	2'18.512	P	26.685	31.292	39.650	40.885				271.3	10	2'09.815	27.015	29.472	39.703	33.625	265.3
13	4'29.060	31.566	29.992	41.554	40.800					11	2'09.951	26.994	29.530	39.653	33.774	266.0	
14	2'07.893	26.594	29.001	39.064	33.234	272.7				12	2'09.780	*	26.972	29.516	39.545	33.747*	266.0

28th **9** **Mattia CASADEI** Fantic Racing ITA
Runs=3 Total laps=15 Full laps=11 Valid laps=10

1	2'29.074	P	25.679	29.901	39.728	46.025	
2	8'46.221	P	25.897	29.964	40.776	35.809	
3	2'08.871	26.937	29.149	39.322	33.463	269.3	
4	2'08.964	26.849	29.329	39.297	33.489	270.6	
5	2'09.092	26.991	29.265	39.160	33.676	270.6	
6	2'09.444	26.850	29.223	40.057	33.314	273.4	
7	2'29.207	P	28.50*	31.617*	43.531*	45.555	272.0
8	2'55.628	P	25.750	30.665	40.075	33.611	
9	2'07.818	26.786	29.083	38.771	33.178	270.6	
10	2'07.756	26.513	28.985	38.958	33.300	272.7	
11	2'20.683	26.971	32.980	39.479	41.253	270.0	
12	2'09.903	26.677	29.247	39.241	34.738	271.3	
13	2'10.997	26.795	29.213	41.591	33.398	270.0	
14	2'14.857	27.646	31.062	42.902	33.247	271.3	
15	2'09.865	*	26.829	29.697*	39.699	33.640	270.0

29th **15** **Darryn BINDER** Liqui Moly Husqvarna RSA
Runs=2 Total laps=4 Full laps=2 Valid laps=2

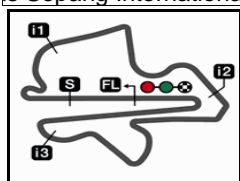
1	2'38.847	P	26.169	30.652	45.613*	45.770
2	8'38.662	P	25.005	29.659	40.161	34.314
3	2'08.247	26.783	28.991	39.548	32.925	273.4
4	2'11.635	26.377	28.896	38.709	37.653	273.4

30th **20** **Azroy ANUAR** Petronas MIE Racing MAL
Runs=3 Total laps=14 Full laps=10 Valid laps=9

1	2'38.598	P	25.668	30.151	41.175*	47.962	
2	8'44.123	P	25.142	29.911	39.836	33.530	
3	2'09.384	26.976	29.588	39.470	33.350	267.3	
4	2'08.971	26.851	29.356	39.343	33.421	266.6	
5	2'23.807	35.807	34.402	40.300	33.298	267.3	
6	2'19.883	P	26.696	29.344	39.212	44.631	269.3
7	3'52.158	P	43.069	31.022	40.613	33.743	
8	2'09.064	27.047	29.421	39.277	33.319	267.9	
9	2'08.903	26.858	29.453	39.326	33.266	268.6	
10	2'09.585	26.806	29.338	39.825	33.616	267.9	
11	2'18.892	29.166	34.589	40.369	34.768	264.0	
12	2'09.038	26.846	29.285	39.475	33.432	268.6	
13	2'08.766	26.794	29.401	39.320	33.251	266.0	
14	2'17.652	*	26.868	31.753*	42.911	36.120	267.3

Fastest Lap: Fermín ALDEGUER Beta Tools SpeedUp SPA **2'05.319** 26.025 28.536 38.165 32.593

These data/results cannot be reproduced, stored and/or transmitted in whole or in part by any manner of electronic, mechanical, photocopying, recording, broadcasting or otherwise now known or herein after developed without the previous express consent by the copyright owner, except for reproduction in daily press and regular printed publications on sale to the public within 60 days of the event related to those data/results and always provided that copyright symbol appears together as follows below.
© DORNA, 2023



5543 m.

PETRONAS GRAND PRIX OF MALAYSIA

Practice Nr. 3

Best Partial Times

Moto2™

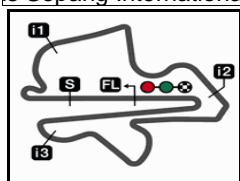
IT Ideal Lap Time, sum of the best partial times

BT Best Lap Time

T1		T2		T3		T4				IT		BT	
Pos	Rider	Time	Rider	Time	Rider	Time	Rider	Time	Pos	Rider	IT	BT	
1	F.ALDEGUER	26.025	F.ALDEGUER	28.467	F.ALDEGUER	38.077	F.ALDEGUER	32.555	1	F.ALDEGUER	2'05.124	2'05.319	(1)
2	J.DIXON	26.083	A.CANET	28.533	J.DIXON	38.188	C.VIETTI	32.584	2	J.DIXON	2'05.672	2'05.921	(3)
3	A.CANET	26.105	S.CHANTRA	28.568	C.VIETTI	38.279	F.SALAC	32.597	3	A.CANET	2'05.675	2'06.009	(5)
4	S.CHANTRA	26.119	M.GONZALEZ	28.628	P.ACOSTA	38.288	P.ACOSTA	32.606	4	F.SALAC	2'05.774	2'06.072	(9)
5	M.GONZALEZ	26.131	A.ARENAS	28.640	A.CANET	38.290	A.LOPEZ	32.627	5	S.CHANTRA	2'05.775	2'05.865	(2)
6	A.OGURA	26.147	F.SALAC	28.653	F.SALAC	38.298	S.GARCIA	32.633	6	P.ACOSTA	2'05.812	2'05.964	(4)
7	P.ACOSTA	26.153	B.BALTUS	28.663	B.BALTUS	38.318	S.LOWES	32.651	7	C.VIETTI	2'05.876	2'06.045	(7)
8	J.ALCOBA	26.176	J.ROBERTS	28.671	S.GARCIA	38.340	M.GONZALEZ	32.653	8	B.BALTUS	2'05.904	2'06.071	(8)
9	M.RAMIREZ	26.181	A.OGURA	28.671	A.ARENAS	38.349	M.RAMIREZ	32.653	9	A.LOPEZ	2'05.940	2'06.117	(12)
10	C.VIETTI	26.200	J.DIXON	28.689	J.ROBERTS	38.353	A.ARENAS	32.659	10	M.GONZALEZ	2'05.951	2'06.129	(13)
11	F.SALAC	26.226	T.ARBOLINO	28.691	S.LOWES	38.354	B.BALTUS	32.673	11	S.GARCIA	2'05.972	2'06.106	(11)
12	A.LOPEZ	26.226	M.RAMIREZ	28.693	A.LOPEZ	38.372	S.CHANTRA	32.679	12	S.LOWES	2'05.982	2'06.099	(10)
13	J.ROBERTS	26.230	S.LOWES	28.696	T.ARBOLINO	38.380	D.FOGGIA	32.698	13	M.RAMIREZ	2'06.002	2'06.044	(6)
14	T.ARBOLINO	26.243	S.GARCIA	28.706	S.CHANTRA	38.409	J.DIXON	32.712	14	A.ARENAS	2'06.012	2'06.170	(14)
15	B.BALTUS	26.250	D.FOGGIA	28.714	Z.VD GOORBER	38.424	L.TULOVIC	32.722	15	T.ARBOLINO	2'06.077	2'06.283	(17)
16	S.LOWES	26.281	A.LOPEZ	28.715	M.RAMIREZ	38.475	A.OGURA	32.735	16	A.OGURA	2'06.080	2'06.178	(15)
17	S.GARCIA	26.293	J.ALCOBA	28.751	B.BENDSNEYDE	38.491	J.ALCOBA	32.740	17	J.ROBERTS	2'06.201	2'06.297	(18)
18	B.BENDSNEYDE	26.322	P.ACOSTA	28.765	A.ESCRIG	38.522	A.CANET	32.747	18	J.ALCOBA	2'06.230	2'06.274	(16)
19	D.FOGGIA	26.345	C.VIETTI	28.813	A.OGURA	38.527	A.ESCRIG	32.759	19	D.FOGGIA	2'06.300	2'06.477	(19)
20	A.ARENAS	26.364	Z.VD GOORBER	28.847	M.GONZALEZ	38.539	T.ARBOLINO	32.763	20	B.BENDSNEYDE	2'06.498	2'06.621	(20)
21	D.BINDER	26.377	B.BENDSNEYDE	28.863	D.FOGGIA	38.543	B.BENDSNEYDE	32.822	21	L.TULOVIC	2'06.651	2'06.786	(21)
22	Z.VD GOORBER	26.382	L.TULOVIC	28.878	J.ALCOBA	38.563	K.NOZANE	32.917	22	Z.VD GOORBER	2'06.680	2'06.906	(23)
23	L.TULOVIC	26.453	A.ESCRIG	28.887	L.TULOVIC	38.598	D.BINDER	32.925	23	A.ESCRIG	2'06.705	2'06.860	(22)
24	T.HADA	26.468	D.BINDER	28.896	D.BINDER	38.709	T.HADA	32.927	24	D.BINDER	2'06.907	2'08.247	(29)

These data/results cannot be reproduced, stored and/or transmitted in whole or in part by any manner of electronic, mechanical, photocopying, recording, broadcasting or otherwise now known or herein after developed without the previous express consent by the copyright owner, except for reproduction in daily press and regular printed publications on sale to the public within 60 days of the event related to those data/results and always provided that copyright symbol appears together as follows below.
© DORNA, 2023





5543 m.

PETRONAS GRAND PRIX OF MALAYSIA

Practice Nr. 3

Best Partial Times

Moto2™

IT Ideal Lap Time, sum of the best partial times

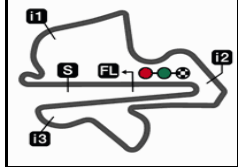
BT Best Lap Time

T1		T2		T3		T4				<i>IT</i>	<i>BT</i>	
<i>Pos</i>	<i>Rider</i>	<i>Time</i>	<i>Rider</i>	<i>Time</i>	<i>Rider</i>	<i>Time</i>	<i>Rider</i>	<i>Time</i>	<i>Pos</i>	<i>Rider</i>	<i>IT</i>	<i>BT</i>
25	M.CASADEI	26.513	K.NOZANE	28.897	K.NOZANE	38.726	J.ROBERTS	32.947	25	K.NOZANE	2'07.058	2'07.151 (24)
26	K.NOZANE	26.518	R.SKINNER	28.974	S.KELLY	38.736	Z.VD GOORBER	33.027	26	T.HADA	2'07.305	2'07.445 (25)
27	A.ESCRIG	26.537	T.HADA	28.980	R.SKINNER	38.752	R.SKINNER	33.029	26	R.SKINNER	2'07.305	2'07.507 (26)
28	R.SKINNER	26.550	M.CASADEI	28.985	M.CASADEI	38.771	S.KELLY	33.165	28	M.CASADEI	2'07.447	2'07.756 (28)
29	S.KELLY	26.594	S.KELLY	28.988	T.HADA	38.930	M.CASADEI	33.178	29	S.KELLY	2'07.483	2'07.652 (27)
30	A.ANUAR	26.696	A.ANUAR	29.285	A.ANUAR	39.212	A.ANUAR	33.251	30	A.ANUAR	2'08.444	2'08.766 (30)
31	H.AZMAN	26.972	H.AZMAN	29.472	H.AZMAN	39.545	H.AZMAN	33.625	31	H.AZMAN	2'09.614	2'09.815 (31)

These data/results cannot be reproduced, stored and/or transmitted in whole or in part by any manner of electronic, mechanical, photocopying, recording, broadcasting or otherwise now known or herein after developed without the previous express consent by the copyright owner, except for reproduction in daily press and regular printed publications on sale to the public within 60 days of the event related to those data/results and always provided that copyright symbol appears together as follows below.
© DORNA, 2023

Official MotoGP Timing by **TISSOT**
www.motogp.com






5543 m.

PETRONAS GRAND PRIX OF MALAYSIA

Practice Nr. 3

Fastest Laps Sequence

<i>Practice Time</i>	 <i>Rider</i>	<i>Nation</i>	<i>Motorcycle</i>	<i>Time</i>	<i>Km/h</i>	<i>Rider's Lap</i>
13'17.236	21 Alonso LOPEZ	SPA	BOSCOSCURO	2'06.323	157.9	3
13'38.669	37 Pedro ACOSTA	SPA	KALEX	2'06.201	158.1	3
14'03.535	12 Filip SALAC	CZE	KALEX	2'06.118	158.2	3
15'23.353	21 Alonso LOPEZ	SPA	BOSCOSCURO	2'06.117	158.2	4
16'12.183	35 Somkiat CHANTRA	THA	KALEX	2'05.865	158.5	4
59'08.433	54 Fermín ALDEGUER	SPA	BOSCOSCURO	2'05.460	159.0	10
1:01'13.813	54 Fermín ALDEGUER	SPA	BOSCOSCURO	2'05.380	159.1	11
1:03'19.132	54 Fermín ALDEGUER	SPA	BOSCOSCURO	2'05.319	159.2	12

These data/results cannot be reproduced, stored and/or transmitted in whole or in part by any manner of electronic, mechanical, photocopying, recording, broadcasting or otherwise now known or herein after developed without the previous express consent by the copyright owner, except for reproduction in daily press and regular printed publications on sale to the public within 60 days of the event related to those data/results and always provided that copyright symbol appears together as follows below.

© DORNA, 2023

Official MotoGP Timing by TISSOT
www.motogp.com

Sepang, Saturday, November 11, 2023

