


MOTUL GRAND PRIX OF JAPAN
Practice Nr. 2
Classification

6

	Rider	Nation	Team	Motorcycle	Time	Lap Total	Gap	Top Speed
1	35 Somkiat CHANTRA	THA	IDEMITSU Honda Team Asia	KALEX	1'50.396	18 19		257.7
2	40 Aron CANET	SPA	Pons Wegow Los40	KALEX	1'50.433	15 15	0.037 0.037	258.9
3	22 Sam LOWES	GBR	Elf Marc VDS Racing Team	KALEX	1'50.546	12 17	0.150 0.113	256.5
4	37 Pedro ACOSTA	SPA	Red Bull KTM Ajo	KALEX	1'50.646	16 17	0.250 0.100	261.5
5	79 Ai OGURA	JPN	IDEMITSU Honda Team Asia	KALEX	1'50.804	10 14	0.408 0.158	257.1
6	24 Marcos RAMIREZ	SPA	OnlyFans American Racing	KALEX	1'50.818	18 19	0.422 0.014	258.3
7	71 Dennis FOGGIA	ITA	Italtrans Racing Team	KALEX	1'51.025	13 14	0.629 0.207	260.8
8	18 Manuel GONZALEZ	SPA	Correos Prepago Yamaha VR46 T	KALEX	1'51.044	13 17	0.648 0.019	261.5
9	28 Izan GUEVARA	SPA	Inde GASGAS Aspar Team	KALEX	1'51.064	15 17	0.668 0.020	260.2
10	75 Albert ARENAS	SPA	Red Bull KTM Ajo	KALEX	1'51.082	15 16	0.686 0.018	259.6
11	16 Joe ROBERTS	USA	Italtrans Racing Team	KALEX	1'51.095	15 18	0.699 0.013	255.9
12	21 Alonso LOPEZ	SPA	Beta Tools SpeedUp	BOSCOSCURO	1'51.237	16 17	0.841 0.142	257.1
13	64 Bo BENDSNEYDER	NED	Pertamina Mandalika SAG Team	KALEX	1'51.358	12 16	0.962 0.121	256.5
14	7 Barry BALTUS	BEL	Fieten Olie Racing GP	KALEX	1'51.362	13 17	0.966 0.004	255.3
15	96 Jake DIXON	GBR	Inde GASGAS Aspar Team	KALEX	1'51.399	14 14	1.003 0.037	257.7
16	54 Fermín ALDEGUER	SPA	Beta Tools SpeedUp	BOSCOSCURO	1'51.563	12 16	1.167 0.164	257.7
17	52 Jeremy ALCOBA	SPA	QJMOTOR Gresini Moto2	KALEX	1'51.604	16 16	1.208 0.041	257.1
18	15 Darryn BINDER	RSA	Liqui Moly Husqvarna Intact GP	KALEX	1'51.632	14 15	1.236 0.028	259.6
19	84 Zonta VD GOORBERGH	NED	Fieten Olie Racing GP	KALEX	1'51.636	18 18	1.240 0.004	256.5
20	14 Tony ARBOLINO	ITA	Elf Marc VDS Racing Team	KALEX	1'51.678	11 15	1.282 0.042	259.6
21	5 Kohta NOZANE	JPN	Correos Prepago Yamaha VR46 T	KALEX	1'51.711	15 16	1.315 0.033	256.5
22	12 Filip SALAC	CZE	QJMOTOR Gresini Moto2	KALEX	1'51.712	5 14	1.316 0.001	256.5
23	23 Taiga HADA	JPN	Pertamina Mandalika SAG Team	KALEX	1'51.769	13 13	1.373 0.057	257.1
24	67 Alberto SURRA	ITA	Forward Team	FORWARD	1'52.018	10 14	1.622 0.249	257.7
25	11 Sergio GARCIA	SPA	Pons Wegow Los40	KALEX	1'52.227	5 14	1.831 0.209	258.3
26	4 Sean Dylan KELLY	USA	Forward Team	FORWARD	1'52.411	14 15	2.015 0.184	257.1
27	33 Rory SKINNER	GBR	OnlyFans American Racing	KALEX	1'52.434	15 19	2.038 0.023	253.5
28	72 Borja GOMEZ	SPA	Fantic Racing	KALEX	1'52.672	19 19	2.276 0.238	256.5
29	9 Mattia CASADEI	ITA	Fantic Racing	KALEX	1'53.029	11 16	2.633 0.357	256.5
30	8 Senna AGIUS	AUS	Liqui Moly Husqvarna Intact GP	KALEX	1'53.339	2 2	2.943 0.310	257.1

Practice condition: **Dry**
 Air: 28°
 Humidity: 53%
 Ground: 36°

Fastest Lap:	Lap: 18	Somkiat CHANTRA	1'50.396	156.5 Km/h
Best Race Lap:	2016	Franco MORBIDELLI	1'50.788	156.0 Km/h
All Time Lap Record:	2016	Johann ZARCO	1'49.961	157.1 Km/h

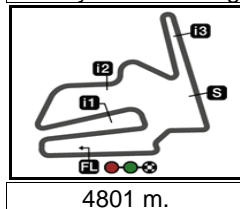
The results are provisional until the end of the limit for protest and appeals.

Time limit for protest expires 60' after publication of the results - Time:

These data/results cannot be reproduced, stored and/or transmitted in whole or in part by any manner of electronic, mechanical, photocopying, recording, broadcasting or otherwise now known or herein after developed without the previous express consent by the copyright owner, except for reproduction in daily press and regular printed publications on sale to the public within 60 days of the event related to those data/results and always provided that copyright symbol appears together as follows below.


© DORNA, 2023





MOTUL GRAND PRIX OF JAPAN
Practice Nr. 2
Combined Practice Times

7

	Rider	Nation	Team	MOTORCYCLE	P1	P2	Gap
1	35 S.CHANTRA	THA	IDEMITSU Honda Team Asia	KALEX	1'50.477 14	1'50.396 18	
2	40 A.CANET	SPA	Pons Wegow Los40	KALEX	1'51.368 15	1'50.433 15	0.037 0.037
3	22 S.LOWES	GBR	Elf Marc VDS Racing Team	KALEX	1'51.682 11	1'50.546 12	0.150 0.113
4	37 P.ACOSTA	SPA	Red Bull KTM Ajo	KALEX	1'50.617 16	1'50.646 16	0.221 0.071
5	79 A.OGURA	JPN	IDEMITSU Honda Team Asia	KALEX	1'51.226 11	1'50.804 10	0.408 0.187
6	24 M.RAMIREZ	SPA	OnlyFans American Racing	KALEX	1'51.888 13	1'50.818 18	0.422 0.014
7	12 F.SALAC	CZE	QJMOTOR Gresini Moto2	KALEX	1'50.925 15	1'51.712 5	0.529 0.107
8	18 M.GONZALEZ	SPA	Correos Prepago Yamaha VR46 Team	KALEX	1'51.013 14	1'51.044 13	0.617 0.088
9	71 D.FOGGIA	ITA	Italtrans Racing Team	KALEX	1'52.005 14	1'51.025 13	0.629 0.012
10	28 I.GUEVARA	SPA	Inde GASGAS Aspar Team	KALEX	1'51.251 17	1'51.064 15	0.668 0.039
11	75 A.ARENAS	SPA	Red Bull KTM Ajo	KALEX	1'51.567 13	1'51.082 15	0.686 0.018
12	16 J.ROBERTS	USA	Italtrans Racing Team	KALEX	1'51.382 14	1'51.095 15	0.699 0.013
13	96 J.DIXON	GBR	Inde GASGAS Aspar Team	KALEX	1'51.221 15	1'51.399 14	0.825 0.126
14	21 A.LOPEZ	SPA	Beta Tools SpeedUp	BOSCOCURO	1'51.619 16	1'51.237 16	0.841 0.016
15	54 F.ALDEGUER	SPA	Beta Tools SpeedUp	BOSCOCURO	1'51.295 17	1'51.563 12	0.899 0.058
16	64 B.BENDSNEYDEI	NED	Pertamina Mandalika SAG Team	KALEX	1'51.531 16	1'51.358 12	0.962 0.063
17	7 B.BALTUS	BEL	Fieten Olie Racing GP	KALEX	1'51.671 14	1'51.362 13	0.966 0.004
18	14 T.ARBOLINO	ITA	Elf Marc VDS Racing Team	KALEX	1'51.414 17	1'51.678 11	1.018 0.052
19	15 D.BINDER	RSA	Liqui Moly Husqvarna Intact GP	KALEX	1'51.422 13	1'51.632 14	1.026 0.008
20	52 J.ALCOBA	SPA	QJMOTOR Gresini Moto2	KALEX	1'51.810 13	1'51.604 16	1.208 0.182
21	84 Z.VD GOORBERG	NED	Fieten Olie Racing GP	KALEX	1'51.926 13	1'51.636 18	1.240 0.032
22	5 K.NOZANE	JPN	Correos Prepago Yamaha VR46 Team	KALEX	1'52.676 15	1'51.711 15	1.315 0.075
23	23 T.HADA	JPN	Pertamina Mandalika SAG Team	KALEX	1'51.773 11	1'51.769 13	1.373 0.058
24	11 S.GARCIA	SPA	Pons Wegow Los40	KALEX	1'51.926 17	1'52.227 5	1.530 0.157
25	67 A.SURRA	ITA	Forward Team	FORWARD	1'52.472 14	1'52.018 10	1.622 0.092
26	4 S.KELLY	USA	Forward Team	FORWARD	1'52.647 12	1'52.411 14	2.015 0.393
27	33 R.SKINNER	GBR	OnlyFans American Racing	KALEX	1'53.312 17	1'52.434 15	2.038 0.023
28	72 B.GOMEZ	SPA	Fantic Racing	KALEX	1'52.825 15	1'52.672 19	2.276 0.238
29	9 M.CASADEI	ITA	Fantic Racing	KALEX	1'54.490 3	1'53.029 11	2.633 0.357
30	8 S.AGIUS	AUS	Liqui Moly Husqvarna Intact GP	KALEX	1'53.121 8	1'53.339 2	2.725 0.092

Pole Position Record:	2016	Johann ZARCO	1'49.961	157.1 Km/h
Best Race Lap:	2016	Franco MORBIDELLI	1'50.788	156.0 Km/h
All Time Lap Record:	2016	Johann ZARCO	1'49.961	157.1 Km/h

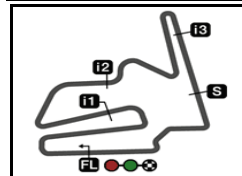
The results are provisional until the end of the limit for protest and appeals.

Time limit for protest expires 60' after publication of the results - Time:

These data/results cannot be reproduced, stored and/or transmitted in whole or in part by any manner of electronic, mechanical, photocopying, recording, broadcasting or otherwise now known or herein after developed without the previous express consent by the copyright owner, except for reproduction in daily press and regular printed publications on sale to the public within 60 days of the event related to those data/results and always provided that copyright symbol appears together as follows below.

© DORNA, 2023





4801 m.

MOTUL GRAND PRIX OF JAPAN

Practice Nr. 2

Top Speed & Average

8



Rider	Nation	Motorcycle	Top 5 speeds					Average	Top
18 Manuel GONZALEZ	SPA	KALEX	261.5	260.2	260.2	258.9	258.3	259.8	261.5
37 Pedro ACOSTA	SPA	KALEX	261.5	260.8	260.8	260.8	260.8	260.9	261.5
71 Dennis FOGGIA	ITA	KALEX	260.8	258.3	258.3	258.3	257.7	258.7	260.8
28 Izan GUEVARA	SPA	KALEX	260.2	259.6	258.9	258.3	258.3	258.9	260.2
14 Tony ARBOLINO	ITA	KALEX	259.6	258.9	258.3	258.3	258.3	258.7	259.6
15 Darryn BINDER	RSA	KALEX	259.6	259.6	258.9	257.7	257.1	258.2	259.6
75 Albert ARENAS	SPA	KALEX	259.6	259.6	257.7	257.7	257.7	258.5	259.6
40 Aron CANET	SPA	KALEX	258.9	258.9	258.9	257.7	257.7	258.3	258.9
11 Sergio GARCIA	SPA	KALEX	258.3	256.5	256.5	256.5	255.9	256.4	258.3
24 Marcos RAMIREZ	SPA	KALEX	258.3	257.7	257.1	257.1	257.1	257.5	258.3
35 Somkiat CHANTRA	THA	KALEX	257.7	257.1	256.5	256.5	256.5	256.9	257.7
54 Fermín ALDEGUER	SPA	BOSCOSCURO	257.7	257.7	257.1	257.1	257.1	257.3	257.7
67 Alberto SURRA	ITA	FORWARD	257.7	257.1	257.1	256.5	256.5	256.9	257.7
96 Jake DIXON	GBR	KALEX	257.7	257.7	256.5	255.9	255.3	256.2	257.7
4 Sean Dylan KELLY	USA	FORWARD	257.1	257.1	256.5	256.5	255.9	256.3	257.1
8 Senna AGIUS	AUS	KALEX	257.1	255.9				256.5	257.1
21 Alonso LOPEZ	SPA	BOSCOSCURO	257.1	256.5	255.9	255.9	255.9	256.1	257.1
23 Taiga HADA	JPN	KALEX	257.1	257.1	256.5	256.5	255.9	256.4	257.1
52 Jeremy ALCOBA	SPA	KALEX	257.1	256.5	256.5	256.5	255.9	256.5	257.1
79 Ai OGURA	JPN	KALEX	257.1	256.5	255.9	255.3	254.7	255.9	257.1
5 Kohta NOZANE	JPN	KALEX	256.5	254.7	254.1	254.1	254.1	254.6	256.5
9 Mattia CASADEI	ITA	KALEX	256.5	256.5	255.3	254.7	254.7	255.4	256.5
12 Filip SALAC	CZE	KALEX	256.5	256.5	256.5	255.9	255.9	256.3	256.5
22 Sam LOWES	GBR	KALEX	256.5	256.5	256.5	256.5	255.9	256.3	256.5
64 Bo BENDSNEYDER	NED	KALEX	256.5	255.9	255.9	255.9	255.3	255.9	256.5
72 Borja GOMEZ	SPA	KALEX	256.5	255.9	255.9	255.9	255.3	255.5	256.5
84 Zonta VD GOORBERGH	NED	KALEX	256.5	256.5	255.9	255.9	255.9	256.1	256.5
16 Joe ROBERTS	USA	KALEX	255.9	255.9	255.9	255.3	255.3	255.6	255.9
7 Barry BALTUS	BEL	KALEX	255.3	254.7	254.7	254.1	254.1	254.4	255.3
33 Rory SKINNER	GBR	KALEX	253.5	253.5	252.9	252.3	252.3	252.6	253.5

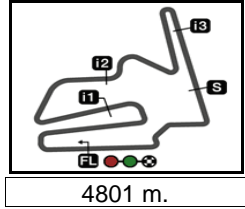
These data/results cannot be reproduced, stored and/or transmitted in whole or in part by any manner of electronic, mechanical, photocopying, recording, broadcasting or otherwise now known or herein after developed without the previous express consent by the copyright owner, except for reproduction in daily press and regular printed publications on sale to the public within 60 days of the event related to those data/results and always provided that copyright symbol appears together as follows below.

© DORNA, 2023

Official MotoGP Timing by TISSOT
www.motogp.com



Motegi, Friday, September 29, 2023



MOTUL GRAND PRIX OF JAPAN
Practice Nr. 2
Chronological Analysis of Performances

9

* Lap / Sector time cancelled T1 Time from finish line to 1st intermediate T3 Time from 2nd intermed. to 3rd intermed.
P Crossing the finish line in pit lane T2 Time from 1st intermed. to 2nd intermed. T4 Time from 3rd intermediate to finish line

Lap	Lap Time	T1	T2	T3	T4	Speed	Lap	Lap Time	T1	T2	T3	T4	Speed							
1st 35 Somkiat CHANTRA IDEMITSU Honda Tea THA Runs=2 Total laps=19 Full laps=16 Valid laps=13							5	1'51.836	28.678	21.584	30.647	30.927	254.1	6	1'51.512	28.610	21.622	30.464	30.816	255.3
1	3'06.135	38.902	22.238	30.971	30.698	254.1	7	1'51.462	28.651	21.498	30.544	30.769	255.9	8	1'54.529	28.682	22.970	31.452	31.425	252.3
2	1'51.651	28.906	21.542	30.411	30.792	254.7	9	1'45.481 P	28.665	21.622	30.836	24.358	251.7	10	1'57.536	33.621	22.072	30.925	30.918	253.5
3	1'51.459 *	28.683	21.683*	30.404	30.689	255.9	11	1'51.123	28.706	21.439	30.280	30.698	256.5	12	1'50.546	28.432	21.367	30.270	30.477	256.5
4	1'50.700	28.509	21.452	30.250	30.489	255.3	13	1'50.685 *	28.452	21.386	30.255*	30.592	256.5	14	1'52.689 *	28.495	22.305	30.966*	30.923	254.7
5	1'51.528	28.493	21.549	30.742	30.744	255.3	15	1'51.448	28.651	21.537	30.528	30.732	254.7	16	1'51.331	28.501	21.533	30.514	30.783	255.9
6	1'50.874	28.464	21.443	30.336	30.631	255.9	17	1'51.326	28.614	21.551	30.442	30.719	256.5	10	1'46.941 P	29.836	22.303	31.465	23.337	254.1
7	1'52.428 *	28.502	22.173*	30.855	30.898	255.9	11	2'04.232	38.261	22.778	32.118	31.075	251.1	12	1'50.804	28.633	21.440	30.279	30.452	256.5
8	1'51.459	28.693	21.375	30.663	30.728	255.3	13	1'50.763	28.409	21.329	30.337	30.688	256.5	14	1'50.761	28.371	21.236	30.242	30.912	257.1
9	1'51.032	28.535	21.481	30.445	30.571	255.9	15	1'50.420	28.354	21.238	30.297	30.531	257.7	16	1'53.302 *	28.964	21.825	31.324*	31.189	254.1
10	1'46.941 P	29.836	22.303	31.465	23.337	254.1	17	1'51.280	28.558	21.554	30.432	30.736	255.3	18	1'50.396	28.447	21.247	30.291	30.411	255.9
11	2'04.232	38.261	22.778	32.118	31.075	251.1	19	1'51.146	28.529	21.418	30.337	30.862	256.5	19	1'51.146	28.529	21.418	30.337	30.862	256.5
12	1'50.804	28.633	21.440	30.279	30.452	256.5								4th 37 Pedro ACOSTA Red Bull KTM Ajo SPA Runs=2 Total laps=17 Full laps=14 Valid laps=12						
13	1'50.763	28.409	21.329	30.337	30.688	256.5	1	2'47.732	32.474	22.360	30.926	30.797	259.6	2	1'51.628	28.748	21.736	30.406	30.738	260.8
14	1'50.761	28.371	21.236	30.242	30.912	257.1	3	1'51.420 *	28.526	21.790*	30.436	30.668	259.6	4	1'54.118	28.475	23.534	30.845	31.264	232.7
15	1'50.420	28.354	21.238	30.297	30.531	257.7	5	1'51.262	28.523	21.721	30.348	30.670	260.2	6	1'51.262	28.523	21.721	30.348	30.670	260.2
16	1'53.302 *	28.964	21.825	31.324*	31.189	254.1	7	1'51.019	28.522	21.573	30.401	30.523	260.2	8	1'55.112	28.596	23.595	32.095	30.826	255.3
17	1'51.280	28.558	21.554	30.432	30.736	255.3	9	1'51.122	28.623	21.615	30.392	30.492	260.2	10	1'51.122	28.623	21.615	30.392	30.492	260.2
18	1'50.396	28.447	21.247	30.291	30.411	255.9	11	1'51.072	28.495	21.550	30.476	30.551	260.2	11	1'51.072	28.495	21.550	30.476	30.551	260.2
19	1'51.146	28.529	21.418	30.337	30.862	256.5	12	1'50.890	28.484	21.565	30.347	30.494	259.6	12	1'46.859 P	28.616	22.532	31.901	23.810	247.7
														2nd 40 Aron CANET Pons Wegow Los40 SPA Runs=3 Total laps=15 Full laps=10 Valid laps=8						
1	2'52.880	32.147	22.888	32.007	30.949	256.5	13	1'59.740	35.368	22.287	31.454	30.631	258.3	13	1'57.595	32.219	23.101	31.582	30.693	260.8
2	1'52.387	29.056	21.741	30.684	30.906	257.1	14	1'51.649	28.639	21.702	30.729	30.579	260.8	14	1'51.649	28.639	21.702	30.729	30.579	260.8
3	1'52.055 *	28.839	21.891*	30.642	30.683	257.7	15	1'50.760 *	28.413	21.499	30.403*	30.445	260.8	15	1'50.760 *	28.413	21.499	30.403*	30.445	260.8
4	1'52.465	28.841	22.172	30.618	30.834	256.5	16	1'50.646	28.398	21.550	30.365	30.333	261.5	16	1'50.646	28.398	21.550	30.365	30.333	261.5
5	1'51.989	28.803	21.688	30.547	30.951	257.7	17	1'50.768	28.390	21.531	30.357	30.490	260.8	17	1'50.768	28.390	21.531	30.357	30.490	260.8
6	1'52.062	28.806	21.686	30.731	30.839	255.9								5th 79 Ai OGURA IDEMITSU Honda Tea JPN Runs=2 Total laps=14 Full laps=11 Valid laps=9						
7	1'52.177 P	32.871	22.689*	31.358	25.259	253.5	1	3'13.498	36.142	22.949	31.975	31.256	254.1	2	1'52.660	29.144	21.906	30.732	30.878	255.3
8	1'54.824	31.348	21.768	30.890	30.818	254.7	3	1'51.851	28.604	21.681	30.819	30.747	254.1	3	1'51.851	28.604	21.681	30.819	30.747	254.1
9	1'51.864	28.952	21.624	30.552	30.736	255.9	4	1'51.344	28.562	21.562	30.496	30.724	255.9	4	1'51.344	28.562	21.562	30.496	30.724	255.9
10	1'51.752	28.861	21.682	30.489	30.720	255.3	5	1'53.079	28.688	21.511	31.107	31.773	253.5	5	1'53.079	28.688	21.511	31.107	31.773	253.5
11	1'50.009 P	29.962	22.633	31.950	25.464	251.7	6	1'51.220	28.568	21.520	30.480	30.652	256.5	6	1'51.220	28.568	21.520	30.480	30.652	256.5
12	2'05.662	40.333	23.914	30.737	30.678	257.7	7	1'48.751 P	28.525	22.595*	31.735	25.896	252.3	7	1'48.751 P	28.525	22.595*	31.735	25.896	252.3
13	1'50.761 *	28.453	21.302	30.471*	30.535	258.9	8	2'04.760	38.644	22.857	31.980	31.279	250.5	8	2'04.760	38.644	22.857	31.980	31.279	250.5
14	1'50.817	28.424	21.456	30.310	30.627	258.9	9	1'51.744	28.741	21.654	30.588	30.761	252.9	9	1'51.744	28.741	21.654	30.588	30.761	252.9
15	1'50.433	28.396	21.322	30.300	30.415	258.9	10	1'50.804	28.494	21.464	30.349	30.497	254.1	10	1'50.804	28.494	21.464	30.349	30.497	254.1
														3rd 22 Sam LOWES Elf Marc VDS Racing GBR Runs=2 Total laps=17 Full laps=14 Valid laps=10						
1	2'37.052	34.446	22.619	31.650	31.527	252.3														
2	1'52.750 *	29.073	21.695	30.910*	31.072	252.9														
3	1'52.754 *	29.035	21.709*	30.827	31.183	247.7														
4	1'51.712	28.689	21.478	30.654	30.891	254.7														

Fastest Lap: Somkiat CHANTRA IDEMITSU Honda Tea THA **1'50.396** 28.447 21.247 30.291 30.411

These data/results cannot be reproduced, stored and/or transmitted in whole or in part by any manner of electronic, mechanical, photocopying, recording, broadcasting or otherwise now known or herein after developed without the previous express consent by the copyright owner, except for reproduction in daily press and regular printed publications on sale to the public within 60 days of the event related to those data/results and always provided that copyright symbol appears together as follows below.
© DORNA, 2023



Practice Nr. 2

Moto2

Lap	Lap Time	T1	T2	T3	T4	Speed	Lap	Lap Time	T1	T2	T3	T4	Speed
11	1'51.134 *	28.403	21.588	30.406	30.737*	254.7	10	1'51.649	28.745	21.579	30.501	30.824	257.7
12	1'55.358	28.552	21.628	32.778	32.400	232.7	11	1'45.488 P	28.805	21.642	30.685	24.356	255.3
13	1'50.957	28.514	21.432	30.487	30.524	254.1	12	2'00.432	35.631	22.508	31.361	30.932	260.2
14	1'56.527 *	28.499	21.398	33.212*	33.418	257.1	13	1'51.044	28.559	21.460	30.376	30.649	257.7
6th 24 Marcos RAMIREZ OnlyFans American R SPA Runs=2 Total laps=19 Full laps=16 Valid laps=15							14 1'58.041 * 28.632 22.104 34.598 32.707* 198.5						
1	2'04.846	35.103	23.012	33.106	31.662	254.7	15	1'56.244 *	28.588	21.643	31.056*	34.957	159.7
2	1'53.305	29.277	21.931	30.958	31.139	257.1	16	1'51.269	28.593	21.626	30.382	30.668	258.3
3	2'02.771	34.375	24.084	33.192	31.120	256.5	17	1'51.073	28.511	21.378	30.472	30.712	257.1
4	1'52.438	28.964	21.770	30.693	31.011	255.9	9th 28 Izan GUEVARA Inde GASGAS Aspar SPA Runs=2 Total laps=17 Full laps=14 Valid laps=11						
5	1'51.909	28.709	21.655	30.649	30.896	256.5	1	2'54.468	32.378	22.646	31.934	31.382	255.3
6	1'55.004	30.755	21.671	31.418	31.160	254.1	2	1'52.964	29.094	22.106	30.896	30.868	257.1
7	1'53.929	30.154	21.965	30.752	31.058	257.1	3	1'52.461 *	28.900	21.839*	30.827	30.895	257.1
8	1'49.646 P	28.749	21.730	33.043	26.124	237.8	4	1'52.194	28.956	21.878	30.673	30.687	258.3
9	2'01.404	33.830	23.586	32.559	31.429	254.7	5	1'51.982	28.847	21.728	30.638	30.769	257.7
10	1'51.950	28.866	21.644	30.446	30.994	254.1	6	1'51.953	28.770	21.759	30.679	30.745	259.6
11	1'51.312	28.571	21.542	30.467	30.732	255.9	7	1'52.823 *	28.959	22.125*	30.856	30.883	257.7
12	1'57.921	28.455	25.560	33.157	30.749	256.5	8	1'52.857	28.940	21.872	30.690	31.355	257.1
13	1'55.597	28.610	21.471	30.439	35.077	258.3	9	1'53.185	29.034	21.935	31.466	30.750	258.3
14	1'51.169	28.559	21.561	30.357	30.692	255.3	10	1'52.206	28.872	21.777	30.756	30.801	258.3
15	1'51.160	28.587	21.432	30.320	30.821	256.5	11	1'52.333	28.929	21.814	30.781	30.809	256.5
16	1'54.156 *	29.597	22.027	31.295*	31.237	254.7	12	1'48.168 P	29.656	22.354	31.478	24.680	255.3
17	1'51.321	28.521	21.500	30.517	30.783	257.7	13	1'56.521	32.729	22.102	30.831	30.859	252.9
18	1'50.818	28.494	21.433	30.277	30.614	257.1	14	1'51.470	28.661	21.672	30.509	30.628	258.9
19	1'57.685	30.546	22.871	32.149	32.119	252.3	15	1'51.064	28.542	21.511	30.451	30.560	260.2
7th 71 Dennis FOGGIA Italtrans Racing Team ITA Runs=3 Total laps=14 Full laps=9 Valid laps=7							16 1'55.660 * 28.594 22.819* 31.524 32.723 193.8						
1	2'49.884	33.455	22.454	31.689	31.117	258.3	17	1'56.130	28.846	21.592	31.863	33.829	251.7
2	1'52.970	29.317	22.051	30.805	30.797	257.7	10th 75 Albert ARENAS Red Bull KTM Ajo SPA Runs=2 Total laps=16 Full laps=13 Valid laps=11						
3	1'52.873 *	29.029	22.123*	30.873	30.848	257.1	1	2'48.446	41.496	23.000	31.319	31.140	255.3
4	1'52.371	28.887	21.966	30.672	30.846	257.1	2	1'52.722	29.308	21.802	30.679	30.933	256.5
5	1'53.009	28.873	21.868	30.601	31.667	257.1	3	1'51.727 *	28.797	21.643*	30.471	30.816	257.1
6	1'45.765 P	28.984	22.007	31.249*	23.525	258.3	4	1'52.420	28.561	21.558	30.786	31.515	228.8
7	1'55.662	31.340	22.185	30.986	31.151	252.3	5	1'51.112	28.566	21.553	30.390	30.603	256.5
8	1'54.776	29.028	22.630	31.944	31.174	254.1	6	1'51.168	28.599	21.612	30.410	30.547	257.1
9	1'52.786	28.914	22.065	30.865	30.942	255.9	7	1'55.479	28.679	23.770	32.179	30.851	255.9
10	1'46.053 P	28.956	21.867	30.894	24.336	256.5	8	1'51.488	28.673	21.720	30.394	30.701	257.7
11	1'56.696	32.772	22.194	30.759	30.971	255.3	9	1'51.152	28.661	21.588	30.324	30.579	257.1
12	1'51.569	28.797	21.711	30.430	30.631	258.3	10	1'57.027 P	33.684	23.961	32.174	27.208	207.6
13	1'51.025	28.545	21.567	30.367	30.546	260.8	11	2'01.300	36.382	22.435	31.596	30.887	256.5
14	1'55.819 *	28.564	22.467*	31.523	33.265	189.1	12	1'55.432	28.927	25.062	30.624	30.819	256.5
unfinished	28.725	21.778					13	1'51.651	28.715	21.587	30.619	30.730	257.7
8th 18 Manuel GONZALEZ Correos Prepagó Yam SPA Runs=2 Total laps=17 Full laps=14 Valid laps=10							14 1'53.085 * 28.630 21.475 32.328* 30.652 259.6						
1	2'48.527	32.820	22.322	31.086	30.949	258.9	15	1'51.082	28.617	21.415	30.538	30.512	259.6
2	1'51.776	28.973	21.524	30.347	30.932	257.7	16	1'51.157	28.630	21.465	30.463	30.599	257.7
3	1'51.284 *	28.579	21.609*	30.460	30.636	257.1	11th 16 Joe ROBERTS Italtrans Racing Team USA Runs=2 Total laps=18 Full laps=15 Valid laps=13						
4	1'54.288	28.729	21.990	30.952	32.617	224.0	1	3'09.497	34.984	23.136	31.932	35.458	170.6
5	1'51.119	28.591	21.470	30.443	30.615	260.2	2	1'53.615	29.388	21.958	31.076	31.193	254.1
6	2'00.115	31.508	24.618	31.917	32.072	243.2	3	1'52.826	29.010	21.915	30.903	30.998	253.5
7	1'52.179 *	28.680	21.790*	30.876	30.833	255.9	4	1'52.266	28.960	21.649	30.684	30.973	254.7
8	1'53.673	28.728	21.732	30.748	32.465	261.5	5	1'52.426	28.934	21.634	30.869	30.989	255.3
9	1'51.485	28.628	21.550	30.532	30.775	257.1	6	1'52.087	28.817	21.802	30.601	30.867	255.3

Fastest Lap: Somkiat CHANTRA IDEMITSU Honda Tea THA 1'50.396 28.447 21.247 30.291 30.411

These data/results cannot be reproduced, stored and/or transmitted in whole or in part by any manner of electronic, mechanical, photocopying, recording, broadcasting or otherwise now known or herein after developed without the previous express consent by the copyright owner, except for reproduction in daily press and regular printed publications on sale to the public within 60 days of the event related to those data/results and always provided that copyright symbol appears together as follows below.
© DORNA, 2023

Practice Nr. 2

Moto2

Lap	Lap Time	T1	T2	T3	T4	Speed	Lap	Lap Time	T1	T2	T3	T4	Speed
7	1'52.026 *	28.775	21.582*	30.606	31.063	254.1	3	1'52.717 *	28.843	21.941*	30.913	31.020	254.7
8	1'51.794	28.777	21.613	30.567	30.837	254.1	4	1'52.357	28.772	21.834	30.746	31.005	254.1
9	1'51.683	28.770	21.628	30.520	30.765	255.3	5	1'52.808	28.867	21.946	30.919	31.076	252.3
10	1'51.682	28.738	21.560	30.533	30.851	254.7	6	1'52.156	28.838	21.713	30.739	30.866	255.3
11	1'46.547 P	28.761	21.866	31.314	24.606	251.7	7	1'52.493 *	28.820	21.753	30.830*	31.090	253.5
12	2'03.756	38.308	23.321	31.038	31.089	254.1	8	1'52.392 *	28.911	21.603	30.887	30.991*	252.9
13	1'51.705	28.709	21.496	30.680	30.820	254.1	9	1'52.250	28.860	21.729	30.757	30.904	253.5
14	1'51.143	28.689	21.447	30.360	30.647	255.3	10	1'50.374 P	30.295	22.798	32.417	24.864	221.3
15	1'51.095	28.589	21.346	30.377	30.783	254.1	11	2'18.893	44.727	23.687	36.992	33.487	210.1
16	1'51.542	28.608	21.359	30.526	31.049	255.9	12	1'51.865	28.978	21.508	30.529	30.850	254.7
17	1'51.886 *	28.798	21.575*	30.494	31.019	255.9	13	1'51.362	28.659	21.451	30.487	30.765	254.1
18	1'52.034	28.841	21.554	30.722	30.917	255.9	14	1'51.607	28.643	21.426	30.672	30.866	254.1

12th 21 **Alonso LOPEZ** Beta Tools SpeedUp SPA
Runs=3 Total laps=17 Full laps=12 Valid laps=12

1	2'02.256	34.305	22.205	31.160	33.198	257.1
2	1'52.214	28.799	21.703	30.929	30.783	255.9
3	1'51.662	28.665	21.666	30.575	30.756	255.3
4	2'13.549	28.695	21.711	30.703	52.440	255.3
5	1'55.169	30.191	22.110	31.664	31.204	255.3
6	1'52.248	28.827	21.629	30.957	30.835	256.5
7	1'52.013	28.799	21.705	30.659	30.850	255.9
8	1'47.250 P	28.846	21.675	31.029	25.700	232.7
9	1'58.887	34.921	22.242	30.739	30.985	252.9
10	1'53.702	28.998	22.096	31.536	31.072	255.3
11	1'52.043	28.835	21.658	30.631	30.919	255.9
12	1'51.902	28.768	21.590	30.639	30.905	255.9
13	1'50.648 P	30.441	22.159	33.246	24.802	251.7
14	1'56.891 *	32.550	22.188	30.830*	31.323*	253.5
15	1'51.455	28.757	21.538	30.426	30.734	255.9
16	1'51.237	28.681	21.453	30.426	30.677	255.9
17	1'51.744	28.630	21.552	30.653	30.909	254.7

13th 64 **Bo BENDSNEYDER** Pertamina Mandalika NED
Runs=2 Total laps=16 Full laps=13 Valid laps=10

1	2'49.705	33.989	22.647	31.397	31.093	256.5
2	1'52.332	28.956	21.741	30.678	30.957	255.9
3	1'52.358 *	28.769	22.004*	30.694	30.891	254.1
4	1'52.232	28.874	21.815	30.604	30.939	254.7
5	1'52.012	28.801	21.661	30.666	30.884	255.9
6	1'56.472	29.395	24.876	30.880	31.321	252.3
7	1'54.949 *	28.779	23.853*	31.128	31.189*	250.5
8	1'57.143	28.884	24.724	32.490	31.045	255.3
9	1'48.284 P	29.251	22.613	31.355	25.065	248.8
10	2'05.817	37.481	23.396	33.638	31.302	254.7
11	1'52.082	29.134	21.630	30.502	30.816	255.9
12	1'51.358	28.732	21.611	30.340	30.675	254.7
13	1'51.567	28.790	21.488	30.561	30.728	254.1
14	1'54.267	28.766	21.653	31.455	32.393	238.9
15	1'52.220	28.841	21.670	30.667	31.042	254.1
16	1'52.121 *	28.745	21.549	30.703*	31.124	251.7

14th 7 **Barry BALTUS** Fieten Olie Racing GP BEL
Runs=2 Total laps=17 Full laps=14 Valid laps=9

1	2'38.629	33.017	22.266	31.140	31.276	252.9
2	1'52.498	29.015	21.780	30.802	30.901	254.1

15th 96 **Jake DIXON** Inde GASGAS Aspar GBR
Runs=3 Total laps=14 Full laps=9 Valid laps=7

1	3'07.488	33.673	22.365	33.214	38.098	131.5
2	1'54.179	29.089	22.795	31.082	31.213	255.3
3	1'52.100	28.907	21.570	30.722	30.901	254.7
4	1'52.095	28.770	21.741	30.603	30.981	254.7
5	1'52.025	28.745	21.699	30.581	31.000	255.3
6	1'53.440 *	28.72*	23.038	30.681	30.999	255.9
7	1'51.601 P	28.841	25.418*	31.369	25.973	255.3
8	1'57.357	32.803	22.064	31.107	31.383	252.3
9	1'55.265	29.107	21.868	32.863	31.427	250.5
10	1'45.244 P	28.859	21.680	30.643	24.062	254.1
11	1'57.598	33.927	21.740	30.763	31.168	254.1
12	2'10.866	28.530	21.597	32.369	48.370	79.0
13	1'52.244 *	28.693	21.397	31.368*	30.786	257.7
14	1'51.399	28.530	21.680	30.366	30.823	257.7
	PIT	28.604	21.403	30.589	24.009	256.5

16th 54 **Fermín ALDEGUER** Beta Tools SpeedUp SPA
Runs=3 Total laps=16 Full laps=11 Valid laps=10

1	1'59.612	32.512	22.277	31.141	31.343	254.7
2	1'54.451	30.639	21.852	30.897	31.063	255.9
3	1'53.709	28.915	21.603	31.465	31.726	243.7
4	1'52.043	28.765	21.518	30.709	31.051	256.5
5	1'51.666	28.790	21.465	30.603	30.808	256.5
6	1'58.107	28.817	24.105	32.065	33.120	227.3
7	1'52.355 *	28.724	21.522	31.024*	31.085	255.9
8	1'51.701	28.727	21.573	30.575	30.826	255.3
9	1'43.946 P	28.753	21.445	30.633	23.115	257.1
10	2'02.792	38.056	22.309	31.151	31.276	254.1
11	1'52.151	28.869	21.543	30.673	31.066	255.3
12	1'51.563	28.783	21.540	30.571	30.669	257.7
13	1'51.640	28.754	21.455	30.578	30.853	257.1
14	1'45.855 P	28.730	21.466	30.695	24.964	257.1
15	2'05.729	40.752	22.462	31.140	31.375	255.9
16	1'52.919	28.862	21.819	31.290	30.948	256.5
	PIT	28.697	21.495	30.611	54.775	257.7

Fastest Lap: Somkiat CHANTRA IDEMITSU Honda Tea THA **1'50.396** 28.447 21.247 30.291 30.411

These data/results cannot be reproduced, stored and/or transmitted in whole or in part by any manner of electronic, mechanical, photocopying, recording, broadcasting or otherwise now known or herein after developed without the previous express consent by the copyright owner, except for reproduction in daily press and regular printed publications on sale to the public within 60 days of the event related to those data/results and always provided that copyright symbol appears together as follows below.
© DORNA, 2023

Practice Nr. 2

Moto2

Lap	Lap Time	T1	T2	T3	T4	Speed	Lap	Lap Time	T1	T2	T3	T4	Speed	
17th	52	Jeremy ALCOBA QJMOTOR Gresini M SPA						18	1'51.636	28.721	21.490	30.633	30.792	255.3
		Runs=2	Total laps=16	Full laps=13	Valid laps=10									
1	2'39.242	32.988	22.552	31.591	31.611	253.5								
2	1'53.018	29.193	21.915	30.838	31.072	254.7								
3	1'52.594 *	28.943	21.896*	30.745	31.010	257.1								
4	1'52.734	29.075	21.923	30.672	31.064	255.3								
5	1'52.490	28.937	21.843	30.745	30.965	255.9								
6	1'58.427	30.226	23.648	33.520	31.033	256.5								
7	1'55.435	28.945	22.932	32.215	31.343	253.5								
8	1'52.660	28.937	21.800	30.956	30.967	254.1								
9	1'52.641 *	28.87*	21.942	30.803	31.017	252.9								
10	1'52.809	28.928	22.173	30.744	30.964	255.3								
11	1'46.658 P	29.022	21.915	30.785	24.936	246.0								
12	2'03.893	35.690	22.927	33.899	31.377	248.8								
13	1'57.362	28.794	21.662	34.347	32.559	205.3								
14	1'56.337 *	28.817	21.682	30.832*	35.006	176.7								
15	1'52.065	28.750	21.867	30.559	30.889	256.5								
16	1'51.604	28.651	21.629	30.529	30.795	256.5								
18th	15	Darryn BINDER Liqui Moly Husqvarna RSA						20th	14	Tony ARBOLINO Elf Marc VDS Racing ITA				
		Runs=2	Total laps=15	Full laps=12	Valid laps=10				Runs=2	Total laps=15	Full laps=12	Valid laps=10		
1	2'14.339	35.280	23.276	32.248	31.629	254.7		1	3'07.841	36.248	22.368	33.210	37.759	138.1
2	1'52.922	29.106	21.880	30.934	31.002	256.5		2	1'52.701	28.946	21.962	30.763	31.030	258.3
3	1'52.293	28.955	21.787	30.795	30.756	256.5		3	1'52.088	28.679	21.689	30.792	30.928	257.7
4	1'52.378	28.811	21.677	30.819	31.071	259.6		4	1'54.105	28.733	21.629	32.260	31.483	255.3
5	1'57.145 *	32.224	22.214	31.270*	31.437	255.3		5	1'51.918	28.767	21.616	30.583	30.952	259.6
6	2'00.290	29.089	21.852	33.794	35.555	189.4		6	1'51.715	28.597	21.606	30.558	30.954	258.3
7	1'52.654	29.105	21.781	30.867	30.901	259.6		7	1'53.011 P	28.671	25.625*	32.475	26.240	250.5
8	1'47.241 P	29.093	22.053	31.418	24.677	257.7		8	1'56.278	31.796	22.090	31.091	31.301	257.1
9	2'04.034	38.677	23.089	31.271	30.997	255.3		9	1'51.692	28.661	21.615	30.516	30.900	257.7
10	1'52.373	28.708	21.942	30.866	30.857	257.1		10	1'52.344	28.620	21.626	30.510	31.588	258.3
11	1'51.750 *	28.812	21.676	30.593*	30.669	257.1		11	1'51.678	28.684	21.668	30.506	30.820	256.5
12	2'08.689	28.905	21.492	41.444	36.848	204.1		12	1'52.497	28.713	21.770	31.095	30.919	256.5
13	1'51.848	28.857	21.599	30.616	30.776	257.1		13	1'52.000	28.710	21.653	30.627	31.010	257.7
14	1'51.632	28.707	21.476	30.787	30.662	258.9		14	1'52.561 *	28.674	21.909*	30.871	31.107	255.9
15	1'52.284	28.817	21.451	31.012	31.004	255.3		15	1'52.086 *	28.702	21.565	30.678*	31.141*	258.9
19th	84	Zonta VD GOORBE Fieten Olie Racing GP NED						21st	5	Kohta NOZANE Correos Prepagó Yam JPN				
		Runs=2	Total laps=18	Full laps=15	Valid laps=14				Runs=3	Total laps=16	Full laps=11	Valid laps=9		
1	2'05.290	33.081	22.875	33.318	31.743	254.1		1	2'10.582	34.281	22.760	31.410	31.601	252.9
2	1'55.230	29.311	22.913	31.020	31.986	254.1		2	1'53.716	29.417	22.157	31.067	31.075	253.5
3	1'57.795	32.163	22.160	30.949	32.523	217.3		3	1'52.774	29.098	21.896	30.753	31.027	254.7
4	1'52.884	29.174	21.947	30.684	31.079	255.9		4	1'53.037	29.155	21.958	30.711	31.213	254.1
5	1'58.113	28.786	22.197	34.075	33.055	204.5		5	1'46.484 P	29.151	21.968	31.146	24.219	249.4
6	1'58.868	29.111	21.837	33.698	34.222	197.0		6	2'02.957	35.868	24.105	31.585	31.399	252.3
7	1'54.690	28.856	21.807	31.258	32.769	207.2		7	1'52.400	29.041	21.813	30.566	30.980	254.1
8	1'54.350	29.633	21.866	31.135	31.716	255.3		8	1'52.239 *	28.808	21.800	30.637	30.994*	253.5
9	1'47.179 P	29.004	21.731	30.700	25.744	250.5		9	1'56.719	28.906	23.935	32.031	31.847	242.6
10	1'57.754 *	33.074	22.288	31.052	31.340*	253.5		10	1'52.125	28.830	21.815	30.580	30.900	254.1
11	1'52.773	28.867	21.533	31.286	31.087	255.9		11	1'47.909 P	29.718	22.525	31.357	24.309	245.4
12	1'52.299	28.748	21.672	30.798	31.081	254.1		12	2'01.294 *	34.071	22.736	32.722	31.765*	245.4
13	1'54.440	28.825	21.607	30.698	33.310	202.6		13	1'52.860 *	29.134	21.910	30.823*	30.993	254.1
14	1'51.865	28.897	21.537	30.570	30.861	255.9		14	1'55.473	29.011	21.795	32.664	32.003	228.3
15	1'54.566 *	28.679	21.493	30.660*	33.734	231.7		15	1'51.711	28.724	21.644	30.500	30.843	256.5
16	1'51.760	28.746	21.535	30.691	30.788	256.5		16	1'57.058	28.910	23.873	32.910	31.365	250.5
17	1'52.163	28.759	21.493	30.924	30.987	256.5								
							22nd	12	Filip SALAC QJMOTOR Gresini M CZE					
									Runs=2	Total laps=14	Full laps=11	Valid laps=7		
							1	2'52.514	34.156	23.044	31.506	31.242	252.9	
							2	1'52.620 *	29.014	21.805	30.795*	31.006	254.1	
							3	1'52.122 *	28.825	21.848*	30.651	30.798	255.3	
							4	1'51.930	28.737	21.777	30.642	30.774	256.5	
							5	1'51.712	28.591	21.593	30.555	30.973	256.5	
							6	1'54.965	28.672	21.898	32.580	31.815	245.4	
							7	1'55.235 *	28.818	24.218*	31.111	31.088	255.3	
							8	1'55.657	28.773	23.016	33.011	30.857	256.5	
							9	1'51.474 P	28.727	24.324	33.324	25.099	253.5	
							10	2'00.148	33.993	23.054	31.963	31.138	253.5	
							11	1'52.845	28.643	22.337	30.962	30.903	255.3	
							12	1'50.935 *	28.444	21.491	30.405	30.595*	255.9	
							13	1'52.769	28.459	21.578	31.671	31.061	255.9	
							14	1'51.862	28.487	21.456	30.517	31.402	252.9	
							unfinished	28.586	21.466					

Fastest Lap: Somkiat CHANTRA IDEMITSU Honda Tea THA **1'50.396** 28.447 21.247 30.291 30.411

These data/results cannot be reproduced, stored and/or transmitted in whole or in part by any manner of electronic, mechanical, photocopying, recording, broadcasting or otherwise now known or herein after developed without the previous express consent by the copyright owner, except for reproduction in daily press and regular printed publications on sale to the public within 60 days of the event related to those data/results and always provided that copyright symbol appears together as follows below.
© DORNA, 2023

Practice Nr. 2

Moto2

Lap	Lap Time	T1	T2	T3	T4	Speed	Lap	Lap Time	T1	T2	T3	T4	Speed		
23rd	23	Taiga HADA				Pertamina Mandalika	JPN	4	1'52.781	29.025	21.844	30.728	31.184	257.1	
		Runs=2	Total laps=13	Full laps=10	Valid laps=8		5	1'54.201	28.934	21.800	31.930	31.537	255.3		
1	2'37.421	42.876	26.443	36.370	32.012	247.1	6	1'52.959	29.106	21.867	30.804	31.182	255.9		
2	1'54.298	29.768	21.871	31.612	31.047	255.3	7	1'52.732	28.989	21.793	30.754	31.196	255.9		
3	1'52.684 *	29.039	21.929*	30.831	30.885	256.5	8	1'48.695 P	30.453	23.014	31.280	23.948	254.1		
4	1'52.584	28.949	21.920	30.770	30.945	254.7	9	1'58.937	32.720	23.449	31.501	31.267	255.9		
5	1'52.384	29.049	21.716	30.770	30.849	255.9	10	2'01.472	29.018	22.454	33.810	36.190	253.5		
6	1'52.972	29.121	21.896	30.802	31.153	255.9	11	1'52.510	28.921	21.790	30.701	31.098	255.9		
7	6'26.142 P	29.232	1'54.854	35.636	26.420	238.9	12	1'52.468	28.875	21.695	30.714	31.184	254.1		
8	2'06.765	40.861	23.092	31.454	31.358	256.5	13	2'00.238 *	31.178	23.442	32.649*	32.969	250.5		
9	1'51.777	28.881	21.647	30.477	30.772	255.9	14	1'52.411	28.981	21.725	30.695	31.010	256.5		
10	1'57.454	28.848	21.569	34.081	32.956	194.5	15	1'52.508	28.948	21.728	30.781	31.051	257.1		
11	1'56.283 *	28.814	21.664	30.801*	35.004	160.9									
12	1'52.084	28.959	21.637	30.623	30.865	257.1									
13	1'51.769	28.827	21.656	30.526	30.760	257.1									
24th	67	Alberto SURRA				Forward Team	ITA	1	2'15.279	35.005	23.156	32.258	31.890	253.5	
		Runs=2	Total laps=14	Full laps=11	Valid laps=8		2	1'54.567	29.901	22.076	31.294	31.296	252.3		
1	2'00.109	32.702	22.353	31.384	31.238	256.5	3	1'54.173	29.651	22.060	31.064	31.398	252.3		
2	1'54.991	30.401	22.026	31.520	31.044	257.1	4	1'54.422	29.442	22.020	30.943	32.017	251.1		
3	1'52.969	28.986	21.994	30.794	31.195	257.1	5	1'54.189	29.523	22.024	31.182	31.460	251.7		
4	1'52.227	28.796	21.739	30.726	30.966	257.7	6	1'54.440	29.789	21.930	31.295	31.426	251.1		
5	1'52.007 *	28.738	21.584	30.723*	30.962	255.3	7	1'54.117 *	29.55*	22.056	31.175	31.336	252.3		
6	1'47.072 P	28.673	22.687	32.184	23.528	254.7	8	1'53.643	29.209	21.915	31.161	31.358	251.1		
7	2'21.065	44.431	26.341	38.779	31.514	256.5	9	1'53.772	29.286	21.896	31.161	31.429	251.7		
8	1'55.997	31.902	21.965	31.159	30.971	255.9	10	1'48.715 P	29.327	22.498	32.022	24.868	248.2		
9	1'52.134	28.660	21.575	30.867	31.032	255.9	11	1'59.557	34.064	22.557	31.336	31.600	250.5		
10	1'52.018	28.699	21.712	30.708	30.899	254.7	12	1'53.332	29.205	21.762	31.193	31.172	253.5		
11	1'52.133	28.696	21.599	30.789	31.049	255.3	13	1'53.077	29.100	21.800	30.950	31.227	252.3		
12	1'52.276	28.791	21.641	30.818	31.026	256.5	14	1'52.818	29.140	21.774	30.759	31.145	251.7		
13	1'58.353 *	28.945	24.240*	32.788	32.380	238.9	15	1'52.434	28.950	21.677	30.732	31.075	250.5		
14	1'56.000 *	29.314	21.928	32.567*	32.191*	252.9	16	1'52.501	28.967	21.574	30.916	31.044	252.3		
25th	11	Sergio GARCIA				Pons Wegow Los40	SPA	17	1'52.602	28.953	21.725	30.873	31.051	252.3	
		Runs=3	Total laps=14	Full laps=9	Valid laps=7		18	1'52.564	28.972	21.704	30.856	31.032	252.3		
1	2'37.756	53.268	23.217	31.653	31.548	255.3	19	1'53.254 *	28.909	21.785	31.212*	31.348	252.9		
2	1'52.879	29.272	21.873	30.746	30.988	255.9									
3	1'52.797 *	29.042	22.072*	30.801	30.882	258.3									
4	1'52.537	28.924	21.982	30.640	30.991	255.9									
5	1'52.227	28.948	21.688	30.666	30.925	256.5									
6	1'45.352 P	28.905	21.828	30.698	23.921	255.9									
7	1'57.666	33.008	22.286	31.255	31.117	254.1									
8	1'52.790	29.134	21.884	30.826	30.946	256.5									
9	1'52.264	29.033	21.687	30.811	30.733	255.3									
10	1'52.577	29.065	21.786	30.777	30.949	255.9									
11	1'52.299	28.980	21.707	30.783	30.829	255.9									
12	1'44.719 P	29.016	21.611	30.719	23.373	256.5									
13	2'33.532	50.656	22.324	33.333	47.219	125.4									
14	1'53.796 *	28.909	21.493	30.659*	32.735	173.0									
	unfinished	28.610													
26th	4	Sean Dylan KELLY				Forward Team	USA	28th	72	Borja GOMEZ				Fantic Racing	SPA
		Runs=2	Total laps=15	Full laps=12	Valid laps=11				Runs=2	Total laps=19	Full laps=16	Valid laps=15			
1	2'05.809	32.802	22.798	31.187	31.421	256.5	1	2'03.281	33.272	22.760	31.706	31.606	254.7		
2	1'54.946	29.193	22.220	30.953	32.580	255.9	2	1'54.630	29.634	22.147	31.397	31.452	254.7		
3	1'58.296	29.124	21.978	32.578	34.616	172.8	3	1'53.926	29.272	22.028	31.306	31.320	255.3		
							4	1'54.106	29.294	22.017	31.324	31.471	255.3		
							5	1'54.526	29.272	22.557	31.303	31.394	255.3		
							6	1'53.545	29.269	21.884	31.226	31.166	255.9		
							7	1'53.481	29.127	21.918	31.252	31.184	255.3		
							8	1'49.212 P	29.334	22.361	31.791	25.726	250.5		
							9	2'08.877	37.194	23.455	33.907	34.321	190.4		
							10	1'53.307	29.142	21.943	30.995	31.227	255.3		
							11	1'52.826	28.894	21.938	30.897	31.097	255.3		
							12	1'53.129	29.200	21.827	30.994	31.108	256.5		
							13	1'53.046	28.888	21.804	31.094	31.260	255.3		
							14	1'53.168	29.026	21.826	31.052	31.264	255.3		
							15	1'52.960	28.945	21.872	31.032	31.111	255.3		
							16	1'55.433 *	30.585	22.133	31.472*	31.243	255.9		
							17	1'56.173	28.939	21.887	32.469	32.878	246.5		
							18	1'53.284	29.078	21.864	31.090	31.252	254.7		
							19	1'52.672	28.898	21.774	30.980	31.020	255.9		

Fastest Lap: Somkiat CHANTRA IDEMITSU Honda Tea THA **1'50.396** 28.447 21.247 30.291 30.411

These data/results cannot be reproduced, stored and/or transmitted in whole or in part by any manner of electronic, mechanical, photocopying, recording, broadcasting or otherwise now known or herein after developed without the previous express consent by the copyright owner, except for reproduction in daily press and regular printed publications on sale to the public within 60 days of the event related to those data/results and always provided that copyright symbol appears together as follows below.
© DORNA, 2023

Practice Nr. 2

Moto2

Lap	Lap Time	T1	T2	T3	T4	Speed	Lap	Lap Time	T1	T2	T3	T4	Speed
-----	----------	----	----	----	----	-------	-----	----------	----	----	----	----	-------

29th		9	Mattia CASADEI		Fantic Racing			ITA					
			Runs=2	Total laps=16	Full laps=13	Valid laps=9							
1	2'06.354		34.257	22.558	31.538	31.439	254.7						
2	1'55.168		29.279	22.060	31.766	32.063	254.7						
3	1'53.416		29.076	21.964	31.051	31.325	252.9						
4	1'53.569		29.050	21.833	31.176	31.510	251.7						
5	1'53.644 *		29.219	22.030	31.063	31.332*	252.9						
6	1'53.478		29.074	22.149	31.156	31.099	254.7						
7	1'53.280 P		28.965	22.384	34.721	27.210	204.5						
8	2'01.306		34.104	22.997	32.158	32.047	248.8						
9	1'53.461		29.197	22.156	31.051	31.057	254.1						
10	1'53.097		28.922	22.053	30.945	31.177	254.1						
11	1'53.029		28.940	21.983	30.854	31.252	253.5						
12	1'53.721		29.008	21.832	31.078	31.803	253.5						
13	1'54.094 *		28.95 *	22.237	31.708*	31.198	256.5						
14	1'53.104		29.009	21.992	31.017	31.086	255.3						
15	1'54.876 *		29.04 *	22.176	31.395	32.264	256.5						
16	1'57.476 *		29.087	25.480	31.257*	31.652	251.7						

30th		8	Senna AGIUS		Liqui Moly Husqvarna			AUS					
			Runs=1	Total laps=2	Full laps=1	Valid laps=1							
1	2'14.758		34.776	23.336	32.380	31.710	255.9						
2	1'53.339		29.123	22.201	30.875	31.140	257.1						
	unfinished		28.827										

Fastest Lap:	Somkiat CHANTRA	IDEMITSU Honda Tea	THA	1'50.396	28.447	21.247	30.291	30.411
---------------------	-----------------	--------------------	-----	-----------------	--------	--------	--------	--------

These data/results cannot be reproduced, stored and/or transmitted in whole or in part by any manner of electronic, mechanical, photocopying, recording, broadcasting or otherwise now known or herein after developed without the previous express consent by the copyright owner, except for reproduction in daily press and regular printed publications on sale to the public within 60 days of the event related to those data/results and always provided that copyright symbol appears together as follows below.
© DORNA, 2023

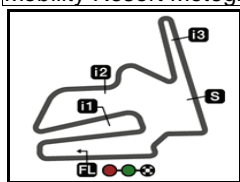
Official MotoGP Timing by TISSOT
www.motogp.com

Motegi, Friday, September 29, 2023

Page 6 of 6

motogp





4801 m.

MOTUL GRAND PRIX OF JAPAN

Practice Nr. 2

Best Partial Times

Moto2™


IT Ideal Lap Time, sum of the best partial times

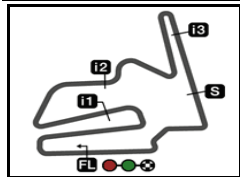
BT Best Lap Time

T1		T2		T3		T4				IT	BT	
Pos	Rider	Time	Rider	Time	Rider	Time	Rider	Time	Pos	Rider	IT	BT
1	S.CHANTRA	28.354	S.CHANTRA	21.236	S.CHANTRA	30.242	P.ACOSTA	30.333	1	S.CHANTRA	1'50.243	1'50.396 (1)
2	P.ACOSTA	28.390	A.CANET	21.302	S.LOWES	30.270	S.CHANTRA	30.411	2	A.CANET	1'50.413	1'50.433 (2)
3	A.CANET	28.396	J.ROBERTS	21.346	M.RAMIREZ	30.277	A.CANET	30.415	3	S.LOWES	1'50.546	1'50.546 (3)
4	A.OGURA	28.403	S.LOWES	21.367	A.CANET	30.300	S.LOWES	30.477	4	P.ACOSTA	1'50.569	1'50.646 (4)
5	S.LOWES	28.432	M.GONZALEZ	21.378	A.ARENAS	30.324	A.OGURA	30.497	5	A.OGURA	1'50.647	1'50.804 (5)
6	F.SALAC	28.444	J.DIXON	21.397	B.BENDSNEYDE	30.340	A.ARENAS	30.512	6	M.RAMIREZ	1'50.778	1'50.818 (6)
7	M.RAMIREZ	28.455	A.OGURA	21.398	M.GONZALEZ	30.347	D.FOGGIA	30.546	7	A.ARENAS	1'50.812	1'51.082 (10)
8	M.GONZALEZ	28.511	A.ARENAS	21.415	P.ACOSTA	30.347	I.GUEVARA	30.560	8	M.GONZALEZ	1'50.851	1'51.044 (8)
9	J.DIXON	28.530	B.BALTUS	21.426	A.OGURA	30.349	M.RAMIREZ	30.614	9	J.ROBERTS	1'50.942	1'51.095 (11)
10	I.GUEVARA	28.542	M.RAMIREZ	21.432	J.ROBERTS	30.360	M.GONZALEZ	30.615	10	D.FOGGIA	1'51.025	1'51.025 (7)
11	D.FOGGIA	28.545	F.ALDEGUER	21.445	J.DIXON	30.366	J.ROBERTS	30.647	11	I.GUEVARA	1'51.064	1'51.064 (9)
12	A.ARENAS	28.561	D.BINDER	21.451	D.FOGGIA	30.367	D.BINDER	30.662	12	F.SALAC	1'51.079	1'51.712 (22)
13	J.ROBERTS	28.589	A.LOPEZ	21.453	F.SALAC	30.405	F.ALDEGUER	30.669	12	J.DIXON	1'51.079	1'51.399 (15)
14	T.ARBOLINO	28.597	F.SALAC	21.456	A.LOPEZ	30.426	B.BENDSNEYDE	30.675	14	A.LOPEZ	1'51.186	1'51.237 (12)
15	S.GARCIA	28.610	B.BENDSNEYDE	21.488	I.GUEVARA	30.451	A.LOPEZ	30.677	15	B.BENDSNEYDE	1'51.235	1'51.358 (13)
16	A.LOPEZ	28.630	Z.VD GOORBER	21.490	T.HADA	30.477	S.GARCIA	30.733	16	B.BALTUS	1'51.321	1'51.362 (14)
17	B.BALTUS	28.643	S.GARCIA	21.493	B.BALTUS	30.487	T.HADA	30.760	17	F.ALDEGUER	1'51.382	1'51.563 (16)
18	J.ALCOBA	28.651	P.ACOSTA	21.499	K.NOZANE	30.500	B.BALTUS	30.765	18	D.BINDER	1'51.436	1'51.632 (18)
19	A.SURRA	28.660	I.GUEVARA	21.511	T.ARBOLINO	30.506	F.SALAC	30.774	19	S.GARCIA	1'51.476	1'52.227 (25)
20	Z.VD GOORBER	28.679	T.ARBOLINO	21.565	J.ALCOBA	30.529	J.DIXON	30.786	20	T.ARBOLINO	1'51.488	1'51.678 (20)
21	F.ALDEGUER	28.697	D.FOGGIA	21.567	Z.VD GOORBER	30.570	Z.VD GOORBER	30.788	21	Z.VD GOORBER	1'51.527	1'51.636 (19)
22	D.BINDER	28.707	T.HADA	21.569	F.ALDEGUER	30.571	J.ALCOBA	30.795	22	J.ALCOBA	1'51.604	1'51.604 (17)
23	K.NOZANE	28.724	R.SKINNER	21.574	D.BINDER	30.616	T.ARBOLINO	30.820	23	T.HADA	1'51.620	1'51.769 (23)
24	B.BENDSNEYDE	28.732	A.SURRA	21.575	S.GARCIA	30.640	K.NOZANE	30.843	24	K.NOZANE	1'51.711	1'51.711 (21)

These data/results cannot be reproduced, stored and/or transmitted in whole or in part by any manner of electronic, mechanical, photocopying, recording, broadcasting or otherwise now known or herein after developed without the previous express consent by the copyright owner, except for reproduction in daily press and regular printed publications on sale to the public within 60 days of the event related to those data/results and always provided that copyright symbol appears together as follows below.
© DORNA, 2023

Mobility Resort Motegi

Results and timing service provided by  **TISSOT**



4801 m.

MOTUL GRAND PRIX OF JAPAN

Practice Nr. 2

Best Partial Times

Moto2™

IT Ideal Lap Time, sum of the best partial times

BT Best Lap Time

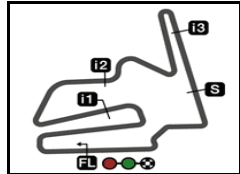
		T1		T2		T3		T4					
<i>Pos</i>	<i>Rider</i>	<i>Time</i>	<i>Rider</i>	<i>Time</i>	<i>Rider</i>	<i>Time</i>	<i>Rider</i>	<i>Time</i>	<i>Rider</i>	<i>Pos</i>	<i>Rider</i>	<i>IT</i>	<i>BT</i>
25	T.HADA	28.814	J.ALCOBA	21.629	S.KELLY	30.695	A.SURRA	30.899		25	A.SURRA	1'51.842	1'52.018 (24)
26	S.AGIUS	28.827	K.NOZANE	21.644	A.SURRA	30.708	S.KELLY	31.010		26	R.SKINNER	1'52.247	1'52.434 (27)
27	S.KELLY	28.875	S.KELLY	21.695	R.SKINNER	30.732	B.GOMEZ	31.020		27	S.KELLY	1'52.275	1'52.411 (26)
28	B.GOMEZ	28.888	B.GOMEZ	21.774	M.CASADEI	30.854	R.SKINNER	31.032		28	B.GOMEZ	1'52.579	1'52.672 (28)
29	R.SKINNER	28.909	M.CASADEI	21.832	S.AGIUS	30.875	M.CASADEI	31.057		29	M.CASADEI	1'52.665	1'53.029 (29)
30	M.CASADEI	28.922	S.AGIUS	22.201	B.GOMEZ	30.897	S.AGIUS	31.140		30	S.AGIUS	1'53.043	1'53.339 (30)

These data/results cannot be reproduced, stored and/or transmitted in whole or in part by any manner of electronic, mechanical, photocopying, recording, broadcasting or otherwise now known or herein after developed without the previous express consent by the copyright owner, except for reproduction in daily press and regular printed publications on sale to the public within 60 days of the event related to those data/results and always provided that copyright symbol appears together as follows below.
© DORNA, 2023

Official MotoGP Timing by **TISSOT**
www.motogp.com

moto2™






4801 m.

MOTUL GRAND PRIX OF JAPAN

Practice Nr. 2

Fastest Laps Sequence

<i>Practice Time</i>	 <i>Rider</i>	<i>Nation</i>	<i>Motorcycle</i>	<i>Time</i>	<i>Km/h</i>	<i>Rider's Lap</i>
3'54.063	54 Fermín ALDEGUER	SPA	BOSCOSCURO	1'54.451	151.0	2
3'54.470	21 Alonso LOPEZ	SPA	BOSCOSCURO	1'52.214	154.0	2
4'39.360	37 Pedro ACOSTA	SPA	KALEX	1'51.628	154.8	2
8'39.945	35 Somkiat CHANTRA	THA	KALEX	1'50.700	156.1	4
31'56.394	22 Sam LOWES	GBR	KALEX	1'50.546	156.3	12
34'12.032	35 Somkiat CHANTRA	THA	KALEX	1'50.420	156.5	15
39'47.010	35 Somkiat CHANTRA	THA	KALEX	1'50.396	156.5	18

These data/results cannot be reproduced, stored and/or transmitted in whole or in part by any manner of electronic, mechanical, photocopying, recording, broadcasting or otherwise now known or herein after developed without the previous express consent by the copyright owner, except for reproduction in daily press and regular printed publications on sale to the public within 60 days of the event related to those data/results and always provided that copyright symbol appears together as follows below.

© DORNA, 2023

Official MotoGP Timing by TISSOT
www.motogp.com

Motegi, Friday, September 29, 2023

