



4301 m.

PERTAMINA GRAND PRIX OF INDONESIA

Race

Classification after 22 laps = 94.622 km

29

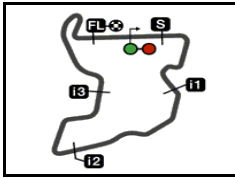
Pos		Rider	Nation	Team	Motorcycle	Total Time	Km/h	Gap
1	25	37 Pedro ACOSTA	SPA	Red Bull KTM Ajo	KALEX	34'51.641	162.8	
2	20	40 Aron CANET	SPA	Pons Wegow Los40	KALEX	34'53.685	162.6	2.044
3	16	54 Fermín ALDEGUER	SPA	Beta Tools SpeedUp	BOSCOSCURO	34'56.357	162.4	4.716
4	13	96 Jake DIXON	GBR	Inde GASGAS Aspar Team	KALEX	35'00.723	162.1	9.082
5	11	18 Manuel GONZALEZ	SPA	Correos Prepago Yamaha VR46 T	KALEX	35'00.950	162.1	9.309
6	10	14 Tony ARBOLINO	ITA	Elf Marc VDS Racing Team	KALEX	35'03.362	161.9	11.721
7	9	35 Somkiat CHANTRA	THA	IDEMITSU Honda Team Asia	KALEX	35'04.822	161.8	13.181
8	8	11 Sergio GARCIA	SPA	Pons Wegow Los40	KALEX	35'06.736	161.6	15.095
9	7	16 Joe ROBERTS	USA	Italtrans Racing Team	KALEX	35'09.937	161.4	18.296
10	6	22 Sam LOWES	GBR	Elf Marc VDS Racing Team	KALEX	35'10.806	161.3	19.165
11	5	71 Dennis FOGGIA	ITA	Italtrans Racing Team	KALEX	35'11.230	161.3	19.589
12	4	64 Bo BENDSNEYDER	NED	Pertamina Mandalika SAG Team	KALEX	35'11.494	161.3	19.853
13	3	15 Darryn BINDER	RSA	Liqui Moly Husqvarna Intact GP	KALEX	35'11.627	161.3	19.986
14	2	23 Taiga HADA	JPN	Pertamina Mandalika SAG Team	KALEX	35'13.545	161.1	21.904
15	1	75 Albert ARENAS	SPA	Red Bull KTM Ajo	KALEX	35'14.673	161.0	23.032
16		24 Marcos RAMIREZ	SPA	OnlyFans American Racing	KALEX	35'18.770	160.7	27.129
17		79 Ai OGURA	JPN	IDEMITSU Honda Team Asia	KALEX	35'20.916	160.6	29.275
18		17 Alex ESCRIG	SPA	Forward Team	FORWARD	35'23.218	160.4	31.577
19		33 Rory SKINNER	GBR	OnlyFans American Racing	KALEX	35'24.510	160.3	32.869
20		52 Jeremy ALCOBA	SPA	QJMOTOR Gresini Moto2	KALEX	35'26.254	160.2	34.613
21		28 Izan GUEVARA	SPA	Inde GASGAS Aspar Team	KALEX	35'28.498	160.0	36.857
22		3 Lukas TULOVIC	GER	Liqui Moly Husqvarna Intact GP	KALEX	35'34.189	159.6	42.548
23		43 Lorenzo BALDASSARRI	ITA	Fantic Racing	KALEX	35'36.287	159.4	44.646
24		9 Mattia CASADEI	ITA	Fantic Racing	KALEX	35'42.547	158.9	50.906
25		21 Alonso LOPEZ	SPA	Beta Tools SpeedUp	BOSCOSCURO	36'16.699	149.3	1 lap
Not classified								
		7 Barry BALTUS	BEL	Fieten Olie Racing GP	KALEX	19'22.615	159.8	10 laps
		84 Zonta VD GOORBERGH	NED	Fieten Olie Racing GP	KALEX	12'51.179	160.6	14 laps
		5 Kohta NOZANE	JPN	Correos Prepago Yamaha VR46 T	KALEX	6'33.347	157.4	18 laps
		12 Filip SALAC	CZE	QJMOTOR Gresini Moto2	KALEX	1'43.503	149.5	21 laps
Not finished first lap								
		67 Alberto SURRA	ITA	Forward Team	FORWARD			

The results are provisional until the end of the limit for protest and appeals.

Time limit for protest expires 60' after publication of the results - Time:

These data/results cannot be reproduced, stored and/or transmitted in whole or in part by any manner of electronic, mechanical, photocopying, recording, broadcasting or otherwise now known or herein after developed without the previous express consent by the copyright owner, except for reproduction in daily press and regular printed publications on sale to the public within 60 days of the event related to those data/results and always provided that copyright symbol appears together as follows below.

© DORNA, 2023



4301 m.

PERTAMINA GRAND PRIX OF INDONESIA
Race
Classification after 22 laps = 94.622 km

29

Pos	Rider	Nation	Team	Motorcycle	Total Time	Km/h	Gap
-----	-------	--------	------	------------	------------	------	-----

Race condition: Dry
 Air: 31°
 Humidity: 65%
 Ground: 60°

Pole Position:		Aron CANET	1'34.155	164.4 Km/h
Fastest Lap (New record):	Lap 13	Pedro ACOSTA	1'34.420	163.9 Km/h
Best Race Lap:	2022	Somkiat CHANTRA	1'35.591	161.9 Km/h
All Time Lap Record:	2023	Aron CANET	1'33.847	164.9 Km/h

13:00'00
 13:15'00
 13:17'58
 13:18'24 Alonso LOPEZ
 13:18'24 Alberto SURRA
 13:18'55 -
 13:19'07 Alonso LOPEZ
 13:21'23 Filip SALAC
 13:21'45 Jeremy ALCOBA
 13:24'40 Ai OGURA
 13:26'08 Kohta NOZANE
 13:26'48 Jeremy ALCOBA
 13:27'00 Alonso LOPEZ
 13:28'16 Ai OGURA
 13:28'25 Mattia CASADEI
 13:28'32 Alonso LOPEZ
 13:32'22 Zonta VD GOORBERGH
 13:35'42 Mattia CASADEI
 13:36'40 Dennis FOGGIA
 13:36'58 Lorenzo BALDASSARRI
 13:37'19 Barry BALTUS
 13:38'23 Mattia CASADEI
 13:38'50 Jeremy ALCOBA
 13:45'00 Mattia CASADEI

SIGHTING LAP START
 WARM UP LAP START
 RACE START
 crashed out - Rider OK
 crashed out - Rider OK
No jump starts
 re-joined race
 crashed out - Rider OK
double long lap penalty due to irresponsible riding
long lap penalty due to irresponsible riding
 crashed out - Rider OK
double long lap penalty - COMPLETED
 entered pits
long lap penalty - COMPLETED
long lap penalty due to shortcut at T9
 re-joined race
 crashed out - Rider OK
long lap penalty - COMPLETED
track limits warning
track limits warning
 entered pits and retired
long lap penalty due to shortcut at T9
track limits warning
long lap penalty - COMPLETED

The results are provisional until the end of the limit for protest and appeals.

Time limit for protest expires 60' after publication of the results - Time:

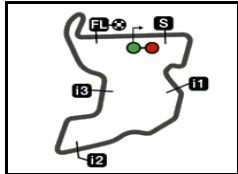
These data/results cannot be reproduced, stored and/or transmitted in whole or in part by any manner of electronic, mechanical, photocopying, recording, broadcasting or otherwise now known or herein after developed without the previous express consent by the copyright owner, except for reproduction in daily press and regular printed publications on sale to the public within 60 days of the event related to those data/results and always provided that copyright symbol appears together as follows below.

© DORNA, 2023

Official MotoGP Timing by TISSOT
 www.motogp.com

Lombok, Sunday, October 15, 2023





4301 m.

PERTAMINA GRAND PRIX OF INDONESIA

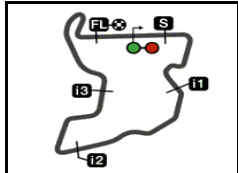
World Championship Classification

30

Rider		Points	Leader	Previous	POR	ARG	AME	SPA	FRA	ITA	GER	NED	GBR	AUT	CAT	RSM	IND	JPN	INA	AUS	THA	MAL	QAT	VAL
1 ACOSTA Pedro	SPA	277			25	4	25	20	-	25	25	16	16	20	10	25	25	16	25					
2 ARBOLINO Tony	ITA	212	65	65	16	25	20	13	25	20	20	9	6	10	0	13	20	5	10					
3 DIXON Jake	GBR	172	105	40	10	16	-	10	11	16	16	25	-	13	25	4	-	13	13					
4 CANET Aron	SPA	144	133	28	20	13	8	11	-	13	-	11	20	-	20	-	-	8	20					
5 CHANTRA Somkiat	THA	123	154	21	7	8	5	9	10	7	13	-	7	11	2	10	-	25	9					
6 LOPEZ Alonso	SPA	119	158	4	-	20	9	16	16	10	11	10	-	0	8	16	0	3	0					
7 GONZALEZ Manuel	SPA	115	162	4	11	5	6	4	-	8	10	8	11	-	11	9	11	10	11					
8 SALAC Filip	CZE	108	169	7	13	9	11	7	20	9	3	-	3	9	-	7	6	11	-					
9 VIETTI Celestino	ITA	106	171	2	5	3	7	-	13	11	6	6	4	25	6	20	-	-	-					
10 ALDEGUER Fermín	SPA	104	173	2	3	1	10	6	8	-	8	13	25	7	3	-	4	0	16					
11 OGURA Ai	JPN	95	182	9	-	-	1	-	7	1	2	20	8	16	9	11	0	20	0					
12 GARCIA Sergio	SPA	84	193	11	1	11	-	5	6	6	5	3	-	8	13	5	13	-	8					
13 LOWES Sam	GBR	80	197	4	9	6	3	25	1	-	9	5	9	-	7	-	0	-	6					
14 ROBERTS Joe	USA	67	210	13	2	2	0	2	4	4	-	0	13	-	5	8	16	4	7					
15 ARENAS Albert	SPA	62	215	5	8	7	4	8	-	0	7	7	2	-	16	-	2	0	1					
16 BALTUS Barry	BEL	48	229	14	4	0	-	3	9	0	4	4	10	-	4	1	8	1	-					
17 ALCOBA Jeremy	SPA	33	244	15	6	0	13	0	3	-	0	1	5	4	1	0	-	0	0					
18 BINDER Darryn	RSA	31	246	2	0	10	-	-	-	-	-	2	1	-	-	-	9	6	3					
19 BENDSNEYDER Bo	NED	26	251	5	-	0	16	0	0	2	-	-	0	1	-	3	0	0	4					
20 FOGGIA Dennis	ITA	23	254	3	0	0	2	0	2	3	1	0	-	5	0	-	5	-	5					
21 RAMIREZ Marcos	SPA	20	257	3	0	0	-	0	0	-	0	-	0	2	0	2	7	9	0					
22 VD GOORBERGH Zonta	NED	17	260	3	-	0	0	0	0	-	0	0	0	0	0	-	10	7	-					

These data/results cannot be reproduced, stored and/or transmitted in whole or in part by any manner of electronic, mechanical, photocopying, recording, broadcasting or otherwise now known or herein after developed without the previous express consent by the copyright owner, except for reproduction in daily press and regular printed publications on sale to the public within 60 days of the event related to those data/results and always provided that copyright symbol appears together as follows below.
© DORNA, 2023





PERTAMINA GRAND PRIX OF INDONESIA

30

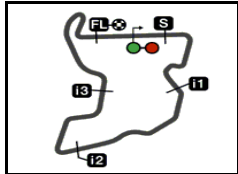
4301 m.

World Championship Classification

Rider		Points	Leader	Previous	POR	ARG	AME	SPA	FRA	ITA	GER	NED	GBR	AUT	CAT	RSM	IND	JPN	INA	AUS	THA	MAL	QAT	VAL
23 TULOVIC Lukas	GER	12	265	5	-	-	-	1	5	-	-	0	0	6	0	-	-	-	0					
24 PASINI Mattia	ITA	11	266	1	-	-	-	-	-	5	-	-	-	-	-	6	-	-	-					
25 GUEVARA Izan	SPA	8	269	3	-	-	0	0	0	0	-	-	0	3	0	-	3	2	0					
26 HADA Taiga	JPN	2	275	6	-	-	-	-	-	0	0	0	-	-	-	0	0	0	2					
27 KELLY Sean Dylan	USA	1	276	1	0	-	0	-	0	0	0	-	-	-	-	0	1	0	-					
28 GOMEZ Borja	SPA	0	277	1	0	0	0	0	0	0	-	-	-	0	0	0	0	0	-					
29 TORRES Jordi	SPA	0	277	0	0	0	-	-	-	-	-	-	-	-	-	-	-	-	-					
30 SURRA Alberto	ITA	0	277	0	-	-	-	-	-	-	-	-	-	0	-	0	0	0	-					
31 TATAY Carlos	SPA	0	277	0	-	-	-	-	-	-	0	0	-	-	-	-	-	-	-					
32 ESCRIG Alex	SPA	0	277	0	-	-	-	-	-	-	-	-	0	-	-	-	-	-	-					
33 SKINNER Rory	GBR	0	277	0	0	-	0	0	-	-	-	-	-	0	0	-	0	0	0					
34 DALLA PORTA Lorenzo	ITA	0	277	0	0	0	-	0	0	0	-	-	-	-	-	-	-	-	-					
35 AGIUS Senna	AUS	0	277	0	-	-	-	0	0	-	-	-	-	-	-	-	-	0	-					
36 RATO Mattia	ITA	0	277	0	-	-	-	-	-	-	-	-	-	0	0	-	-	-	-					
37 NOZANE Kohta	JPN	0	277	0	-	-	-	-	-	-	-	-	0	0	0	0	-	-	-					
38 MINAMIMOTO Soichiro	JPN	0	277	0	-	0	0	0	-	-	-	-	-	-	-	-	-	-	-					
39 DANIEL Kasma	MAL	0	277	0	-	-	-	-	-	0	0	-	-	-	-	-	-	-	-					
40 RUIZ Yeray	SPA	0	277	0	-	-	-	-	-	-	-	0	-	-	0	-	-	-	-					
41 SANCHIS David	SPA	0	277	0	-	-	0	-	-	-	-	-	-	-	-	-	-	-	-					
42 BALDASSARRI Lorenzo	ITA	0	277	0	-	-	-	-	-	-	-	-	-	-	-	-	-	-	0					
43 CASADEI Mattia	ITA	0	277	0	-	-	-	-	-	-	-	-	-	-	-	-	-	-	0					

These data/results cannot be reproduced, stored and/or transmitted in whole or in part by any manner of electronic, mechanical, photocopying, recording, broadcasting or otherwise now known or herein after developed without the previous express consent by the copyright owner, except for reproduction in daily press and regular printed publications on sale to the public within 60 days of the event related to those data/results and always provided that copyright symbol appears together as follows below.
© DORNA, 2023





PERTAMINA GRAND PRIX OF INDONESIA

30

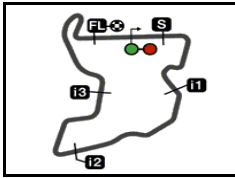
World Championship Classification

Constructor	<i>Points</i>	<i>Leader</i>	<i>Previous</i>	POR	ARG	AME	SPA	FRA	ITA	GER	NED	GBR	AUT	CAT	RSM	IND	JPN	INA	AUS	THA	MAL	QAT	VAL
1 KALEX	370			25	25	25	25	25	25	25	25	20	25	25	25	25	25	25					
2 BOSCOSCURO	178	192	192	3	20	10	16	16	10	11	13	25	7	8	16	4	3	16					
3 FORWARD	1	369	177	-	-	-	-	-	-	-	-	-	-	-	-	1	-	-					

Team	<i>Points</i>	<i>Leader</i>	<i>Previous</i>	POR	ARG	AME	SPA	FRA	ITA	GER	NED	GBR	AUT	CAT	RSM	IND	JPN	INA	AUS	THA	MAL	QAT	VAL
1 RED BULL KTM AJO	339			33	11	29	28	-	25	32	23	18	20	26	25	27	16	26					
2 ELF MARC VDS RACING TEAM	292	47	47	25	31	23	38	26	20	29	14	15	10	7	13	20	5	16					
3 PONS WEGOW LOS40	228	111	64	21	24	8	16	6	19	5	14	20	8	33	5	13	8	28					
4 BETA TOOLS SPEEDUP	223	116	5	3	21	19	22	24	10	19	23	25	7	11	16	4	3	16					
5 IDEMITSU HONDA TEAM ASIA	218	121	5	7	8	6	9	17	8	15	20	15	27	11	21	-	45	9					
6 INDE GASGAS ASPAR TEAM	180	159	38	10	16	-	10	11	16	16	25	-	16	25	4	3	15	13					
7 QJMOTOR GRESINI MOTO2	141	198	39	19	9	24	7	23	9	3	1	8	13	1	7	6	11	-					
8 CORREOS PREPAGO YAMAHA VR46 T	115	224	26	11	5	6	4	-	8	10	8	11	-	11	9	11	10	11					
9 FANTIC RACING	106	233	9	5	3	7	-	13	11	6	6	4	25	6	20	-	-	-					
10 ITALTRANS RACING TEAM	90	249	16	2	2	2	2	6	7	1	-	13	5	5	8	21	4	12					
11 FIETEN OLIE RACING GP	65	274	25	4	-	-	3	9	-	4	4	10	-	4	1	18	8	-					
12 LIQUI MOLY HUSQVARNA INTACT GP	43	296	22	-	10	-	1	5	-	-	2	1	6	-	-	9	6	3					
13 PERTAMINA MANDALIKA SAG TEAM	28	311	15	-	-	16	-	-	2	-	-	-	1	-	3	-	-	6					
14 ONLYFANS AMERICAN RACING	20	319	8	-	-	-	-	-	-	-	-	-	2	-	2	7	9	-					
15 FORWARD TEAM	1	338	19	-	-	-	-	-	-	-	-	-	-	-	-	1	-	-					

These data/results cannot be reproduced, stored and/or transmitted in whole or in part by any manner of electronic, mechanical, photocopying, recording, broadcasting or otherwise now known or herein after developed without the previous express consent by the copyright owner, except for reproduction in daily press and regular printed publications on sale to the public within 60 days of the event related to those data/results and always provided that copyright symbol appears together as follows below.
© DORNA, 2023





4301 m.

PERTAMINA GRAND PRIX OF INDONESIA
Race
Lap Chart

31

Pos	1	2	3	4	5	6	7	8	9	10	11	12	13	14	15	16	17	18	19	20	21	22	23	24	25	26	27	28	29	30
Grid	40	18	12	37	54	35	96	22	84	14	16	11	64	75	52	71	24	21	79	15	17	67	7	23	43	3	28	33	5	9



1	37	18	14	35	54	96	11	84	16	75	15	64	22	24	12	71	23	17	5	79	43	28	33	7	52	9	3	21					
2	37	18	14	35	54	96	11	16	84	15	64	22	24	75	71	23	17	79	5	43	52	28	33	7	9	3	21						
3	37	40	18	14	54	96	35	11	16	15	64	84	22	24	71	23	75	17	79	5	43	52	33	7	3	9	28	21					
4	37	40	14	18	54	96	35	11	16	15	22	64	84	24	71	23	75	17	79	5	43	52	7	33	3	9	28	21					
5	37	40	14	54	18	96	35	11	16	15	22	64	84	24	71	23	75	17	79	43	7	33	3	9	28	52	21						
6	37	40	54	18	14	96	35	11	16	15	22	64	84	24	71	23	75	79	17	7	43	3	33	9	28	52	21						
7	37	40	54	18	14	96	35	11	16	15	22	64	84	24	71	23	75	17	7	43	3	79	33	9	28	52	21						
8	37	40	54	18	14	96	35	11	16	22	15	64	84	71	24	23	75	17	7	79	43	33	3	9	28	52	21						
9	37	40	54	18	14	96	35	11	16	22	64	15	71	23	24	75	17	7	79	33	3	28	9	43	52	21							
10	37	40	54	18	14	96	35	16	11	22	64	15	71	23	24	75	17	7	79	33	3	28	9	52	43	21							
L a P S 11	37	40	54	18	14	96	35	11	16	22	64	15	71	23	24	75	79	7	17	33	28	3	52	43	9	21							
12	37	40	54	18	14	96	35	11	16	22	64	15	71	23	24	75	79	7	17	33	28	52	3	43	9	21							
13	37	40	54	18	14	96	35	11	22	16	64	15	71	23	75	24	79	17	33	28	52	3	43	9	21								
14	37	40	54	18	14	96	35	11	22	16	64	15	71	23	75	24	79	17	33	52	28	3	43	9	21								
15	37	40	54	18	14	96	35	11	22	16	64	71	15	23	75	24	79	17	33	52	28	3	43	9	21								
16	37	40	54	18	14	96	35	11	16	64	22	71	15	23	75	24	79	17	33	52	28	3	43	9	21								
17	37	40	54	18	14	96	35	11	16	22	71	15	64	23	75	24	79	17	33	52	28	3	43	9	21								
18	37	40	54	18	14	96	35	11	16	22	71	15	64	23	75	24	79	17	33	52	28	3	43	9	21								
19	37	40	54	18	14	96	35	11	16	22	71	15	64	23	75	24	79	17	33	52	28	3	43	9	21								
20	37	40	54	18	14	96	35	11	16	22	71	64	15	23	75	24	79	17	33	52	28	3	43	9	21								
21	37	40	54	18	96	14	35	11	16	22	71	64	15	23	75	24	79	17	33	52	28	3	43	9	21								
22	37	40	54	96	18	14	35	11	16	22	71	64	15	23	75	24	79	17	33	52	28	3	43	9									

Winner Lapped rider

These data/results cannot be reproduced, stored and/or transmitted in whole or in part by any manner of electronic, mechanical, photocopying, recording, broadcasting or otherwise now known or herein after developed without the previous express consent by the copyright owner, except for reproduction in daily press and regular printed publications on sale to the public within 60 days of the event related to those data/results and always provided that copyright symbol appears together as follows below.




4301 m.

PERTAMINA GRAND PRIX OF INDONESIA

Race

Fastest Lap of Each Rider

32

	Rider	Nation	Team	Motorcycle	Time	Lap Total	Gap
1	37 Pedro ACOSTA	SPA	Red Bull KTM Ajo	KALEX	1'34.420	13 22	
2	54 Fermín ALDEGUER	SPA	Beta Tools SpeedUp	BOSCOSCURO	1'34.525	12 22	0.105 0.105
3	40 Aron CANET	SPA	Pons Wegow Los40	KALEX	1'34.544	5 22	0.124 0.019
4	18 Manuel GONZALEZ	SPA	Correos Prepago Yamaha VR46 Te	KALEX	1'34.575	12 22	0.155 0.031
5	14 Tony ARBOLINO	ITA	Elf Marc VDS Racing Team	KALEX	1'34.769	7 22	0.349 0.194
6	22 Sam LOWES	GBR	Elf Marc VDS Racing Team	KALEX	1'34.792	5 22	0.372 0.023
7	96 Jake DIXON	GBR	Inde GASGAS Aspar Team	KALEX	1'34.793	4 22	0.373 0.001
8	11 Sergio GARCIA	SPA	Pons Wegow Los40	KALEX	1'34.813	6 22	0.393 0.020
9	35 Somkiat CHANTRA	THA	IDEMITSU Honda Team Asia	KALEX	1'34.885	2 22	0.465 0.072
10	16 Joe ROBERTS	USA	Italtrans Racing Team	KALEX	1'35.012	5 22	0.592 0.127
11	15 Darryn BINDER	RSA	Liqui Moly Husqvarna Intact GP	KALEX	1'35.104	5 22	0.684 0.092
12	64 Bo BENDSNEYDER	NED	Pertamina Mandalika SAG Team	KALEX	1'35.105	3 22	0.685 0.001
13	71 Dennis FOGGIA	ITA	Italtrans Racing Team	KALEX	1'35.109	5 22	0.689 0.004
14	23 Taiga HADA	JPN	Pertamina Mandalika SAG Team	KALEX	1'35.142	7 22	0.722 0.033
15	84 Zonta VD GOORBERGH	NED	Fieten Olie Racing GP	KALEX	1'35.305	8 8	0.885 0.163
16	21 Alonso LOPEZ	SPA	Beta Tools SpeedUp	BOSCOSCURO	1'35.382	16 21	0.962 0.077
17	24 Marcos RAMIREZ	SPA	OnlyFans American Racing	KALEX	1'35.450	7 22	1.030 0.068
18	75 Albert ARENAS	SPA	Red Bull KTM Ajo	KALEX	1'35.455	4 22	1.035 0.005
19	17 Alex ESCRIG	SPA	Forward Team	FORWARD	1'35.472	15 22	1.052 0.017
20	79 Ai OGURA	JPN	IDEMITSU Honda Team Asia	KALEX	1'35.646	12 22	1.226 0.174
21	52 Jeremy ALCOBA	SPA	QJMOTOR Gresini Moto2	KALEX	1'35.663	12 22	1.243 0.017
22	3 Lukas TULOVIC	GER	Liqui Moly Husqvarna Intact GP	KALEX	1'35.713	6 22	1.293 0.050
23	7 Barry BALTUS	BEL	Fieten Olie Racing GP	KALEX	1'35.804	8 12	1.384 0.091
24	33 Rory SKINNER	GBR	OnlyFans American Racing	KALEX	1'35.863	14 22	1.443 0.059
25	28 Izan GUEVARA	SPA	Inde GASGAS Aspar Team	KALEX	1'36.005	17 22	1.585 0.142
26	9 Mattia CASADEI	ITA	Fantic Racing	KALEX	1'36.064	7 22	1.644 0.059
27	43 Lorenzo BALDASSARRI	ITA	Fantic Racing	KALEX	1'36.126	4 22	1.706 0.062
28	5 Kohta NOZANE	JPN	Correos Prepago Yamaha VR46 Te	KALEX	1'36.127	3 4	1.707 0.001

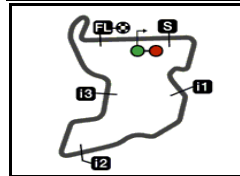
These data/results cannot be reproduced, stored and/or transmitted in whole or in part by any manner of electronic, mechanical, photocopying, recording, broadcasting or otherwise now known or herein after developed without the previous express consent by the copyright owner, except for reproduction in daily press and regular printed publications on sale to the public within 60 days of the event related to those data/results and always provided that copyright symbol appears together as follows below.

© DORNA, 2023

Official MotoGP Timing by TISSOT
www.motogp.com

Lombok, Sunday, October 15, 2023



4301 m.

PERTAMINA GRAND PRIX OF INDONESIA

After the Race

Event Best Maximum Speed

33



Rider	Nation	Team	Motorcycle	Km/h	
14 Tony ARBOLINO	ITA	Elf Marc VDS Racing Team	KALEX	262.7	Practice Nr. 3
15 Darryn BINDER	RSA	Liqui Moly Husqvarna Intact GP	KALEX	262.1	Race
79 Ai OGURA	JPN	IDEMITSU Honda Team Asia	KALEX	262.1	Race
28 Izan GUEVARA	SPA	Inde GASGAS Aspar Team	KALEX	262.1	Race
37 Pedro ACOSTA	SPA	Red Bull KTM Ajo	KALEX	261.5	Race
35 Somkiat CHANTRA	THA	IDEMITSU Honda Team Asia	KALEX	261.5	Practice Nr. 3
24 Marcos RAMIREZ	SPA	OnlyFans American Racing	KALEX	260.8	Practice Nr. 2
17 Alex ESCRIG	SPA	Forward Team	FORWARD	260.8	Practice Nr. 3
18 Manuel GONZALEZ	SPA	Correos Prepago Yamaha VR46 T	KALEX	260.8	Race
23 Taiga HADA	JPN	Pertamina Mandalika SAG Team	KALEX	260.8	Race
11 Sergio GARCIA	SPA	Pons Wegow Los40	KALEX	260.8	Race
71 Dennis FOGGIA	ITA	Italtrans Racing Team	KALEX	260.8	Practice Nr. 3
12 Filip SALAC	CZE	QJMOTOR Gresini Moto2	KALEX	260.2	Practice Nr. 3
84 Zonta VD GOORBERGH	NED	Fieten Olie Racing GP	KALEX	260.2	Practice Nr. 2
3 Lukas TULOVIC	GER	Liqui Moly Husqvarna Intact GP	KALEX	260.2	Race
96 Jake DIXON	GBR	Inde GASGAS Aspar Team	KALEX	260.2	Race
52 Jeremy ALCOBA	SPA	QJMOTOR Gresini Moto2	KALEX	260.2	Race
54 Fermín ALDEGUER	SPA	Beta Tools SpeedUp	BOSCOSCURO	260.2	Race
40 Aron CANET	SPA	Pons Wegow Los40	KALEX	259.6	Practice Nr. 1
75 Albert ARENAS	SPA	Red Bull KTM Ajo	KALEX	259.6	Qualifying Nr. 2
22 Sam LOWES	GBR	Elf Marc VDS Racing Team	KALEX	258.9	Race
21 Alonso LOPEZ	SPA	Beta Tools SpeedUp	BOSCOSCURO	258.9	Practice Nr. 1
67 Alberto SURRA	ITA	Forward Team	FORWARD	258.9	Practice Nr. 3
16 Joe ROBERTS	USA	Italtrans Racing Team	KALEX	258.3	Race
64 Bo BENDSNEYDER	NED	Pertamina Mandalika SAG Team	KALEX	258.3	Race
9 Mattia CASADEI	ITA	Fantic Racing	KALEX	258.3	Race
7 Barry BALTUS	BEL	Fieten Olie Racing GP	KALEX	257.7	Race
43 Lorenzo BALDASSARRI	ITA	Fantic Racing	KALEX	257.1	Race
5 Kohta NOZANE	JPN	Correos Prepago Yamaha VR46 T	KALEX	257.1	Practice Nr. 3
33 Rory SKINNER	GBR	OnlyFans American Racing	KALEX	256.5	Qualifying Nr. 1

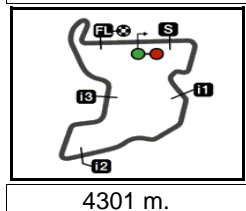
These data/results cannot be reproduced, stored and/or transmitted in whole or in part by any manner of electronic, mechanical, photocopying, recording, broadcasting or otherwise now known or herein after developed without the previous express consent by the copyright owner, except for reproduction in daily press and regular printed publications on sale to the public within 60 days of the event related to those data/results and always provided that copyright symbol appears together as follows below.

© DORNA, 2023

Official MotoGP Timing by TISSOT
www.motogp.com

Lombok, Sunday, October 15, 2023





PERTAMINA GRAND PRIX OF INDONESIA
Race
Chronological Analysis of Performances

34

* Lap / Sector time cancelled		T1 Time from finish line to 1st intermediate				T3 Time from 2nd intermed. to 3rd intermed.							
P Crossing the finish line in pit lane		T2 Time from 1st intermed. to 2nd intermed.				T4 Time from 3rd intermediate to finish line							
Lap	Lap Time	T1	T2	T3	T4	Speed	Lap	Lap Time	T1	T2	T3	T4	Speed
1st	37	Pedro ACOSTA Red Bull KTM Ajo SPA				20	1'35.048	27.090	19.346	19.462	29.150	257.1	
		Runs=1	Total laps=22	Full laps=21	Valid laps=21	21	1'35.044	26.977	19.429	19.460	29.178	257.1	
1	1'39.526	31.222	19.600	19.460	29.244	214.2	22	1'35.671	27.142	19.600	19.619	29.310	256.5
2	1'35.103	26.811	19.517	19.541	29.234	261.5	3rd 54 Fermín ALDEGUER Beta Tools SpeedUp SPA						
3	1'34.960	26.855	19.493	19.392	29.220	260.2		Runs=1	Total laps=22	Full laps=21	Valid laps=20		
4	1'34.636	26.853	19.375	19.379	29.029	257.1	1	1'40.852	31.658	19.655	19.830	29.709	212.1
5	1'34.468	26.787	19.317	19.331	29.033	257.7	2	1'35.134 *	27.070	19.263*	19.416	29.385	260.2
6	1'34.652	26.850	19.395	19.350	29.057	257.7	3	1'35.225	27.038	19.068	19.703	29.416	255.9
7	1'34.447	26.791	19.274	19.330	29.052	257.7	4	1'34.750	26.993	19.190	19.405	29.162	255.3
8	1'34.505	26.792	19.266	19.393	29.054	258.9	5	1'34.824	26.944	19.107	19.452	29.321	256.5
9	1'34.840	26.930	19.304	19.531	29.075	259.6	6	1'34.898	26.987	19.257	19.520	29.134	257.1
10	1'34.741	26.965	19.280	19.387	29.109	258.9	7	1'34.695	26.924	19.130	19.436	29.205	255.9
11	1'34.568	26.800	19.415	19.415	28.938	258.3	8	1'34.875	26.972	19.171	19.506	29.226	255.3
12	1'34.611	26.808	19.307	19.372	29.124	258.9	9	1'34.879	27.101	19.093	19.500	29.185	255.9
13	1'34.420	26.782	19.316	19.346	28.976	258.9	10	1'35.182	26.987	18.965	19.413	29.817	255.9
14	1'35.093	26.873	19.564	19.529	29.127	258.9	11	1'34.786	26.983	19.064	19.425	29.314	255.3
15	1'34.891	26.926	19.385	19.496	29.084	258.9	12	1'34.525	26.845	19.040	19.482	29.158	256.5
16	1'34.857	26.859	19.392	19.491	29.115	258.3	13	1'34.786	26.954	19.162	19.426	29.244	257.1
17	1'34.987	26.886	19.459	19.507	29.135	258.9	14	1'34.867	26.975	19.121	19.511	29.260	255.9
18	1'34.778	26.859	19.390	19.456	29.073	258.9	15	1'34.629	26.907	19.135	19.457	29.130	255.9
19	1'35.215	26.957	19.532	19.487	29.239	259.6	16	1'34.900	26.976	19.197	19.500	29.227	257.1
20	1'34.982	26.904	19.459	19.467	29.152	258.3	17	1'34.878	26.985	19.134	19.497	29.262	256.5
21	1'34.908	26.825	19.483	19.452	29.148	259.6	18	1'34.771	26.960	19.149	19.483	29.179	258.3
22	1'36.453	26.969	19.538	19.530	30.416	258.9	19	1'35.079	27.057	19.283	19.536	29.203	258.3
2nd	40	Aron CANET Pons Wegow Los40 SPA				20	1'35.806	27.124	19.458	19.687	29.537	257.7	
		Runs=1	Total laps=22	Full laps=21	Valid laps=21	21	1'35.767	27.151	19.448	19.675	29.493	255.9	
1	1'39.352	31.139	19.498	19.488	29.227	209.3	22	1'36.249	27.202	19.461	19.661	29.925	257.1
2	1'35.126	27.219	19.308	19.442	29.157	254.1	4th 96 Jake DIXON Inde GASGAS Aspar GBR						
3	1'35.499	27.244	19.423	19.493	29.339	254.7		Runs=1	Total laps=22	Full laps=21	Valid laps=21		
4	1'34.760	27.069	19.281	19.312	29.098	255.3	1	1'40.974	32.032	19.601	19.694	29.647	213.4
5	1'34.544	26.978	19.210	19.310	29.046	255.3	2	1'35.173	27.112	19.358	19.441	29.262	260.2
6	1'34.603	26.967	19.254	19.370	29.012	255.9	3	1'35.317	27.026	19.277	19.756	29.258	257.1
7	1'34.673	27.010	19.216	19.355	29.092	257.1	4	1'34.793	26.935	19.228	19.439	29.191	256.5
8	1'34.789	26.979	19.254	19.362	29.194	256.5	5	1'35.003	26.959	19.253	19.433	29.358	257.1
9	1'34.624	26.994	19.176	19.425	29.029	255.9	6	1'35.245	27.137	19.243	19.705	29.160	256.5
10	1'34.617	26.976	19.216	19.369	29.056	255.9	7	1'34.955	27.077	19.217	19.467	29.194	255.3
11	1'34.846	27.106	19.240	19.446	29.054	256.5	8	1'34.831	26.987	19.114	19.503	29.227	257.7
12	1'34.810	26.973	19.244	19.420	29.173	255.9	9	1'35.117	27.099	19.254	19.564	29.200	257.7
13	1'34.994	26.959	19.316	19.591	29.128	256.5	10	1'34.988	27.010	19.249	19.550	29.179	257.7
14	1'35.119	27.029	19.481	19.513	29.096	255.3	11	1'35.071	27.120	19.207	19.483	29.261	254.1
15	1'35.038	27.061	19.385	19.524	29.068	256.5	12	1'34.814	26.952	19.162	19.520	29.180	255.9
16	1'35.024	26.987	19.390	19.481	29.166	257.1	13	1'35.594	27.068	19.293	19.696	29.537	256.5
17	1'34.986	27.007	19.290	19.473	29.216	255.9	14	1'37.417	27.093	19.397	19.573	31.354	256.5
18	1'35.423	27.161	19.509	19.613	29.140	256.5	15	1'35.160	27.094	19.279	19.514	29.273	254.7
19	1'35.095	27.087	19.372	19.487	29.149	256.5							

Fastest Lap: Pedro ACOSTA Red Bull KTM Ajo SPA **1'34.420** 26.782 19.316 19.346 28.976

These data/results cannot be reproduced, stored and/or transmitted in whole or in part by any manner of electronic, mechanical, photocopying, recording, broadcasting or otherwise now known or herein after developed without the previous express consent by the copyright owner, except for reproduction in daily press and regular printed publications on sale to the public within 60 days of the event related to those data/results and always provided that copyright symbol appears together as follows below.
 © DORNA, 2023



Race

Moto2

Lap	Lap Time	T1	T2	T3	T4	Speed	Lap	Lap Time	T1	T2	T3	T4	Speed
16	1'35.063	26.946	19.374	19.508	29.235	254.7	22	1'37.065	27.314	19.823	19.956	29.972	258.9
17	1'35.063	26.951	19.341	19.518	29.253	255.3	7th 35 Somkiat CHANTRA IDEMITSU Honda Tea THA						
18	1'35.111	26.975	19.381	19.606	29.149	257.1	Runs=1 Total laps=22 Full laps=21 Valid laps=20						
19	1'35.153	26.922	19.510	19.560	29.161	257.1	1	1'40.719	31.514	19.610	19.988	29.607	212.1
20	1'35.010	26.969	19.311	19.538	29.192	255.9	2	1'34.885	26.956	19.285	19.508	29.136	257.7
21	1'35.320	26.976	19.589	19.518	29.237	254.1	3	1'36.378	27.041	19.363	20.568	29.406	259.6
22	1'35.551	26.952	19.369	19.518	29.712	256.5	4	1'35.274 *	27.039	19.290*	19.563	29.382	258.9
5th 18 Manuel GONZALEZ Correos Prepago Yam SPA							5	1'35.066	27.042	19.273	19.576	29.175	258.3
Runs=1 Total laps=22 Full laps=21 Valid laps=21							6	1'34.965	26.933	19.332	19.551	29.149	258.9
1	1'39.800	31.392	19.533	19.542	29.333	209.3	7	1'35.023	27.021	19.282	19.553	29.167	258.3
2	1'35.118	26.975	19.317	19.490	29.336	258.9	8	1'34.979	26.964	19.366	19.458	29.191	258.9
3	1'35.323	26.984	19.488	19.478	29.373	260.8	9	1'35.302	26.940	19.382	19.676	29.304	258.9
4	1'35.188	27.289	19.282	19.421	29.196	259.6	10	1'35.575	27.063	19.366	19.596	29.550	258.3
5	1'35.629	27.135	19.196	19.629	29.669	258.9	11	1'35.388	27.028	19.539	19.644	29.177	258.3
6	1'35.119	26.941	19.256	19.683	29.239	259.6	12	1'35.330	26.942	19.497	19.606	29.285	258.3
7	1'34.756	27.015	19.112	19.431	29.198	257.7	13	1'35.541	26.980	19.560	19.574	29.427	259.6
8	1'34.947	26.959	19.210	19.477	29.301	257.7	14	1'35.589	27.009	19.510	19.673	29.397	258.3
9	1'35.152	27.065	19.113	19.449	29.525	256.5	15	1'35.814	27.194	19.528	19.717	29.375	258.9
10	1'34.955	27.006	19.130	19.463	29.356	257.7	16	1'35.163	26.938	19.430	19.660	29.135	258.9
11	1'34.771	26.940	19.155	19.415	29.261	258.9	17	1'35.400	26.936	19.496	19.662	29.306	258.9
12	1'34.575	26.893	19.106	19.429	29.147	258.9	18	1'35.750	27.012	19.677	19.809	29.252	259.6
13	1'34.851	26.902	19.255	19.481	29.213	258.3	19	1'35.542	27.037	19.655	19.600	29.250	258.9
14	1'35.453	27.074	19.555	19.597	29.227	258.9	20	1'35.736	26.997	19.669	19.808	29.262	258.9
15	1'35.110	26.972	19.207	19.612	29.319	258.3	21	1'35.540	27.004	19.592	19.708	29.236	258.3
16	1'35.982	27.419	19.494	19.752	29.317	258.9	22	1'35.863	27.151	19.675	19.698	29.339	258.9
17	1'35.361	27.106	19.271	19.599	29.385	258.3	8th 11 Sergio GARCIA Pons Wegow Los40 SPA						
18	1'35.488	27.158	19.399	19.647	29.284	258.3	Runs=1 Total laps=22 Full laps=21 Valid laps=21						
19	1'35.570	27.114	19.367	19.731	29.358	258.9	1	1'41.228	32.442	19.866	19.630	29.290	220.4
20	1'35.584	27.204	19.303	19.699	29.378	258.9	2	1'35.702	27.012	19.510	19.517	29.663	260.8
21	1'35.717	27.192	19.399	19.746	29.380	258.3	3	1'35.400	27.121	19.427	19.502	29.350	258.3
22	1'36.501	27.261	19.478	19.655	30.107	258.9	4	1'35.224	27.054	19.310	19.530	29.330	259.6
6th 14 Tony ARBOLINO Elf Marc VDS Racing ITA							5	1'35.227	27.044	19.197	19.658	29.328	259.6
Runs=1 Total laps=22 Full laps=21 Valid laps=20							6	1'34.813	26.857	19.193	19.565	29.198	258.3
1	1'40.367	31.866	19.452	19.645	29.404	219.0	7	1'35.002	26.996	19.251	19.519	29.236	259.6
2	1'34.820	26.938	19.405	19.427	29.050	258.9	8	1'35.050	26.951	19.279	19.608	29.212	257.1
3	1'35.117	27.082	19.451	19.450	29.134	257.1	9	1'35.174	26.902	19.351	19.589	29.332	259.6
4	1'34.834	27.072	19.221	19.434	29.107	260.2	10	1'37.250	26.988	19.463	19.516	31.283	259.6
5	1'35.286	27.002	19.182	19.962	29.140	257.7	11	1'35.770	27.279	19.313	19.791	29.387	258.3
6	1'35.846	27.094	19.443	20.030	29.279	258.3	12	1'35.347	27.017	19.489	19.519	29.322	257.7
7	1'34.769	27.045	19.137	19.496	29.091	262.1	13	1'35.709	27.002	19.598	19.696	29.413	258.3
8	1'35.070	27.078	19.218	19.394	29.380	261.5	14	1'35.255	27.036	19.365	19.556	29.298	258.9
9	1'35.083	27.125	19.260	19.581	29.117	257.7	15	1'35.620	27.044	19.464	19.564	29.548	257.7
10	1'34.926	27.071	19.236	19.527	29.092	258.9	16	1'35.291	26.956	19.386	19.597	29.352	258.3
11	1'34.821	27.022	19.226	19.494	29.079	262.1	17	1'35.325	27.058	19.411	19.594	29.262	258.3
12	1'35.140	27.062	19.340	19.605	29.133	258.3	18	1'35.344	27.064	19.470	19.554	29.256	258.3
13	1'35.636	27.135	19.377	19.925	29.199	260.2	19	1'35.557	27.055	19.377	19.573	29.552	259.6
14	1'35.612 *	27.091	19.539*	19.778	29.204	258.3	20	1'35.405	26.957	19.464	19.572	29.412	258.3
15	1'35.605	27.143	19.453	19.718	29.291	258.9	21	1'35.791	27.131	19.444	19.596	29.620	258.3
16	1'35.298	26.980	19.468	19.627	29.223	258.3	22	1'36.252	27.130	19.530	19.806	29.786	258.9
17	1'35.328	27.024	19.471	19.625	29.208	258.9	9th 16 Joe ROBERTS Italtrans Racing Team USA						
18	1'35.248	26.972	19.495	19.649	29.132	259.6	Runs=1 Total laps=22 Full laps=21 Valid laps=21						
19	1'35.382	27.042	19.446	19.743	29.151	259.6	1	1'42.183	32.260	20.371	19.940	29.612	215.5
20	1'35.454	27.014	19.552	19.747	29.141	258.9	2	1'35.316	27.249	19.341	19.399	29.327	255.3
21	1'36.655	27.055	20.220	19.765	29.615	258.9							

Fastest Lap: Pedro ACOSTA Red Bull KTM Ajo SPA **1'34.420** 26.782 19.316 19.346 28.976

These data/results cannot be reproduced, stored and/or transmitted in whole or in part by any manner of electronic, mechanical, photocopying, recording, broadcasting or otherwise now known or herein after developed without the previous express consent by the copyright owner, except for reproduction in daily press and regular printed publications on sale to the public within 60 days of the event related to those data/results and always provided that copyright symbol appears together as follows below.
© DORNA, 2023

Race

Moto2

Lap	Lap Time	T1	T2	T3	T4	Speed	Lap	Lap Time	T1	T2	T3	T4	Speed
3	1'35.209	27.144	19.194	19.465	29.406	256.5	9	1'35.830 *	26.931	19.433*	19.705	29.761	258.3
4	1'35.375	27.235	19.244	19.517	29.379	256.5	10	1'35.563	27.085	19.429	19.615	29.434	258.3
5	1'35.012	27.138	19.100	19.464	29.310	255.9	11	1'35.320 *	26.937	19.563*	19.566	29.254	258.9
6	1'35.242	27.179	19.108	19.605	29.350	256.5	12	1'35.122	26.935	19.366	19.591	29.230	258.9
7	1'35.112	27.067	19.142	19.530	29.373	256.5	13	1'35.553	26.965	19.468	19.663	29.457	259.6
8	1'35.559	27.167	19.302	19.641	29.449	255.3	14	1'35.708	27.000	19.413	19.761	29.534	258.9
9	1'35.370	27.105	19.231	19.598	29.436	255.9	15	1'35.494	27.070	19.445	19.591	29.388	256.5
10	1'35.636	27.196	19.292	19.454	29.694	256.5	16	1'35.685	27.102	19.394	19.744	29.445	258.3
11	1'36.037	27.224	19.403	19.933	29.477	256.5	17	1'35.813	27.047	19.768	19.676	29.322	258.9
12	1'35.497	27.224	19.223	19.622	29.428	256.5	18	1'35.694	27.084	19.496	19.644	29.470	259.6
13	1'36.181	27.094	19.308	20.358	29.421	255.9	19	1'35.658	27.073	19.501	19.680	29.404	258.9
14	1'35.449	27.287	19.264	19.548	29.350	257.1	20	1'35.579	27.161	19.403	19.609	29.406	258.9
15	1'35.425	27.109	19.286	19.631	29.399	258.3	21	1'35.448	27.070	19.373	19.625	29.380	258.3
16	1'36.267	27.161	19.381	20.093	29.632	257.7	22	1'36.118	27.244	19.510	19.778	29.586	257.7
17	1'36.823	28.378	19.528	19.532	29.385	257.1							
18	1'35.426	27.147	19.341	19.603	29.335	255.9							
19	1'35.571	27.094	19.328	19.699	29.450	255.9							
20	1'35.562	27.182	19.376	19.572	29.432	257.1							
21	1'35.972	27.167	19.590	19.707	29.508	255.9							
22	1'35.713	27.197	19.371	19.604	29.541	255.3							

10th 22 Sam LOWES Elf Marc VDS Racing GBR
Runs=1 Total laps=22 Full laps=21 Valid laps=21

1	1'42.797	32.719	20.450	20.038	29.590	215.1
2	1'35.669	27.217	19.598	19.522	29.332	258.3
3	1'35.131	27.055	19.358	19.532	29.186	257.7
4	1'35.644	27.205	19.197	19.921	29.321	258.3
5	1'34.792	27.003	19.053	19.581	29.155	256.5
6	1'35.161	27.007	19.249	19.497	29.408	257.7
7	1'35.411	27.039	19.413	19.498	29.461	258.3
8	1'35.412	27.038	19.518	19.553	29.303	257.7
9	1'35.157	27.053	19.264	19.601	29.239	255.9
10	1'35.185	27.003	19.433	19.469	29.280	257.7
11	1'35.862	27.292	19.264	19.753	29.553	257.7
12	1'35.555	27.236	19.396	19.593	29.330	255.9
13	1'35.684	27.189	19.422	19.779	29.294	256.5
14	1'35.384	27.104	19.434	19.564	29.282	257.1
15	1'35.458	27.080	19.405	19.667	29.306	257.7
16	1'37.443	27.160	19.537	21.257	29.489	257.1
17	1'36.360	27.642	19.607	19.669	29.442	257.7
18	1'35.571	27.120	19.454	19.694	29.303	257.7
19	1'35.645	27.137	19.501	19.637	29.370	258.9
20	1'35.748	27.126	19.474	19.706	29.442	258.3
21	1'35.811	27.178	19.524	19.710	29.399	257.7
22	1'35.926	27.256	19.609	19.615	29.446	257.7

11th 71 Dennis FOGGIA Italtrans Racing Team ITA
Runs=1 Total laps=22 Full laps=21 Valid laps=18

1	1'43.549	33.220	20.393	20.181	29.755	222.6
2	1'36.003	27.283	19.747	19.588	29.385	259.6
3	1'35.836	27.127	19.419	19.868	29.422	258.9
4	1'35.417 *	27.003	19.539*	19.535	29.340	257.7
5	1'35.109	26.927	19.337	19.524	29.321	258.9
6	1'35.798	27.123	19.464	19.691	29.520	260.2
7	1'35.369	27.021	19.260	19.761	29.327	257.1
8	1'35.564	27.121	19.314	19.695	29.434	258.9

12th 64 Bo BENDSNEYDER Pertamina Mandalika NED
Runs=1 Total laps=22 Full laps=21 Valid laps=20

1	1'42.607	32.526	20.464	20.067	29.550	218.6
2	1'35.560	27.211	19.609	19.542	29.198	257.1
3	1'35.105	27.012	19.340	19.600	29.153	257.7
4	1'36.138	27.174	19.565	19.981	29.418	257.1
5	1'35.236	27.129	19.254	19.586	29.267	256.5
6	1'35.326	27.107	19.318	19.581	29.320	254.1
7	1'35.285	27.176	19.304	19.573	29.232	255.9
8	1'35.363	27.048	19.451	19.563	29.301	256.5
9	1'36.132	27.165	19.315	20.201	29.451	253.5
10	1'35.377	27.082	19.445	19.561	29.289	254.7
11	1'35.225 *	27.069	19.280*	19.627	29.249	255.3
12	1'35.169	26.982	19.247	19.654	29.286	255.9
13	1'35.334	27.028	19.366	19.587	29.353	255.9
14	1'35.757	27.325	19.248	19.670	29.514	257.1
15	1'35.536	27.160	19.302	19.680	29.394	257.7
16	1'35.819	27.156	19.334	19.785	29.544	257.1
17	1'38.749	28.807	20.917	19.717	29.308	257.7
18	1'35.372	27.156	19.372	19.559	29.285	257.1
19	1'35.480	27.100	19.377	19.650	29.353	255.3
20	1'35.588	27.018	19.331	19.879	29.360	258.3
21	1'35.499	27.099	19.440	19.598	29.362	254.7
22	1'35.837	27.233	19.384	19.622	29.598	257.1

13th 15 Darryn BINDER Liqui Moly Husqvarna RSA
Runs=1 Total laps=22 Full laps=21 Valid laps=20

1	1'42.417	32.726	20.167	20.051	29.473	226.4
2	1'35.474	27.119	19.512	19.518	29.325	260.2
3	1'35.193	26.995	19.315	19.535	29.348	260.8
4	1'35.340 *	27.115	19.428*	19.526	29.271	258.9
5	1'35.104	27.025	19.270	19.529	29.280	260.2
6	1'35.455	27.060	19.414	19.639	29.342	260.8
7	1'35.402	27.024	19.466	19.604	29.308	259.6
8	1'35.916	27.100	19.517	19.844	29.455	259.6
9	1'36.758	27.164	19.452	20.573	29.569	260.8
10	1'35.629	27.148	19.487	19.585	29.409	260.2
11	1'35.501	27.054	19.481	19.634	29.332	258.3
12	1'35.679	27.093	19.604	19.672	29.310	258.9
13	1'35.777	26.931	19.572	19.721	29.553	259.6
14	1'35.912	27.120	19.582	19.768	29.442	259.6

Fastest Lap: Pedro ACOSTA Red Bull KTM Ajo SPA **1'34.420** 26.782 19.316 19.346 28.976

These data/results cannot be reproduced, stored and/or transmitted in whole or in part by any manner of electronic, mechanical, photocopying, recording, broadcasting or otherwise now known or herein after developed without the previous express consent by the copyright owner, except for reproduction in daily press and regular printed publications on sale to the public within 60 days of the event related to those data/results and always provided that copyright symbol appears together as follows below.
© DORNA, 2023

Race

Moto2

Lap	Lap Time	T1	T2	T3	T4	Speed	Lap	Lap Time	T1	T2	T3	T4	Speed
15	1'35.964	27.122	19.728	19.671	29.443	259.6	21	1'35.914	27.213	19.515	19.731	29.455	257.1
16	1'35.665	27.142	19.479	19.604	29.440	260.8	22	1'36.044	27.209	19.508	19.850	29.477	258.3
17	1'35.837	27.111	19.662	19.734	29.330	261.5	16th 24 Marcos RAMIREZ OnlyFans American R SPA Runs=1 Total laps=22 Full laps=21 Valid laps=21						
18	1'35.620	27.067	19.540	19.610	29.403	262.1	1	1'43.023	32.858	20.418	20.043	29.704	221.7
19	1'35.678	27.078	19.590	19.544	29.466	262.1	2	1'35.990	27.240	19.449	19.867	29.434	259.6
20	1'36.007	27.114	19.455	20.008	29.430	261.5	3	1'35.714	27.294	19.438	19.664	29.318	256.5
21	1'35.548	27.159	19.487	19.605	29.297	260.2	4	1'35.491	27.055	19.435	19.694	29.307	256.5
22	1'35.751	27.181	19.493	19.755	29.322	262.1	5	1'35.525	27.157	19.433	19.592	29.343	257.7
14th 23 Taiga HADA Pertamina Mandalika JPN Runs=1 Total laps=22 Full laps=21 Valid laps=21							6	1'35.748	27.148	19.341	19.893	29.366	257.7
1	1'43.585	33.109	20.414	19.864	30.198	225.9	7	1'35.450	27.057	19.359	19.689	29.345	255.9
2	1'36.198	27.405	19.786	19.537	29.470	257.7	8	1'35.990	27.103	19.367	19.863	29.657	256.5
3	1'35.817	27.128	19.709	19.574	29.406	258.9	9	1'36.402	27.478	19.590	19.826	29.508	257.1
4	1'35.450	27.050	19.611	19.509	29.280	258.3	10	1'35.947	27.270	19.430	19.764	29.483	257.1
5	1'35.528	27.074	19.588	19.611	29.255	258.3	11	1'35.875	27.207	19.433	19.782	29.453	257.1
6	1'35.703	27.175	19.732	19.644	29.152	253.5	12	1'35.904	27.171	19.434	19.852	29.447	257.1
7	1'35.142	26.792	19.448	19.670	29.232	259.6	13	1'36.223	27.225	19.530	19.882	29.586	256.5
8	1'35.599	26.965	19.648	19.556	29.430	260.8	14	1'36.111	27.210	19.671	19.752	29.478	256.5
9	1'35.784	27.285	19.582	19.574	29.343	260.2	15	1'35.984	27.208	19.366	19.909	29.501	256.5
10	1'35.698	27.009	19.680	19.603	29.406	259.6	16	1'36.053	27.264	19.575	19.781	29.433	257.7
11	1'35.900	27.018	19.894	19.666	29.322	259.6	17	1'36.373	27.252	19.746	19.760	29.615	257.7
12	1'35.558	26.975	19.660	19.600	29.323	258.3	18	1'35.920	27.166	19.527	19.696	29.531	258.3
13	1'35.766	27.017	19.670	19.679	29.400	258.9	19	1'36.072	27.192	19.644	19.745	29.491	257.7
14	1'35.838	27.077	19.766	19.617	29.378	258.3	20	1'36.160	27.165	19.476	19.917	29.602	257.1
15	1'35.615	26.977	19.722	19.608	29.308	258.3	21	1'36.233	27.149	19.617	19.871	29.596	257.7
16	1'35.514	26.923	19.583	19.654	29.354	258.9	22	1'36.582	27.252	19.837	19.822	29.671	255.9
17	1'35.738	27.068	19.836	19.613	29.221	258.9	17th 79 Ai OGURA IDEMITSU Honda Tea JPN Runs=1 Total laps=22 Full laps=21 Valid laps=21						
18	1'35.445	26.954	19.608	19.532	29.351	260.8	1	1'44.037	33.409	20.410	20.205	30.013	226.4
19	1'35.591	27.062	19.574	19.595	29.360	260.8	2	1'36.932	27.541	19.570	19.874	29.947	257.7
20	1'35.958	27.086	19.641	19.713	29.518	260.2	3	1'35.972	27.259	19.497	19.790	29.426	253.5
21	1'35.781	26.961	19.768	19.667	29.385	260.2	4	1'36.116	27.531	19.698	19.614	29.273	258.9
22	1'36.337	27.149	19.924	19.710	29.554	260.8	5	1'35.736	27.099	19.425	19.594	29.618	257.7
15th 75 Albert ARENAS Red Bull KTM Ajo SPA Runs=1 Total laps=22 Full laps=21 Valid laps=21							6	1'35.920	27.163	19.468	19.965	29.324	262.1
1	1'42.301	32.640	20.159	19.800	29.702	220.8	7	1'38.665	29.923	19.572	19.790	29.380	258.3
2	1'36.879	27.397	19.761	19.953	29.768	255.3	8	1'35.921	27.239	19.519	19.706	29.457	255.9
3	1'36.651	27.274	19.506	20.376	29.495	257.7	9	1'36.019	27.163	19.396	19.769	29.691	256.5
4	1'35.455	27.173	19.462	19.605	29.215	256.5	10	1'35.749	27.085	19.492	19.576	29.596	258.3
5	1'35.491	27.054	19.475	19.604	29.358	257.7	11	1'35.783	27.180	19.496	19.683	29.424	255.9
6	1'35.787	27.212	19.589	19.665	29.321	254.7	12	1'35.646	27.019	19.682	19.627	29.318	256.5
7	1'35.467	27.101	19.501	19.615	29.250	257.1	13	1'35.787	27.106	19.642	19.653	29.386	256.5
8	1'35.583	27.093	19.447	19.726	29.317	257.1	14	1'35.777	26.980	19.709	19.627	29.461	257.7
9	1'35.965	27.085	19.443	19.793	29.644	257.7	15	1'35.657	27.100	19.521	19.665	29.371	256.5
10	1'35.879	27.232	19.423	19.650	29.574	258.3	16	1'35.935	27.083	19.633	19.734	29.485	257.7
11	1'35.868	27.289	19.325	19.734	29.520	256.5	17	1'35.766	27.113	19.579	19.631	29.443	257.7
12	1'35.992	27.231	19.332	19.790	29.639	256.5	18	1'35.859	27.060	19.591	19.657	29.551	258.3
13	1'35.566	27.184	19.297	19.747	29.338	256.5	19	1'35.863	27.116	19.582	19.678	29.487	257.7
14	1'35.662	27.175	19.516	19.690	29.281	257.1	20	1'35.862	27.131	19.676	19.666	29.389	258.3
15	1'35.574	27.075	19.481	19.687	29.331	256.5	21	1'35.808	27.124	19.625	19.653	29.406	258.3
16	1'35.759	27.088	19.538	19.752	29.381	258.3	22	1'36.106	27.100	19.660	19.751	29.595	258.9
17	1'35.626	27.124	19.431	19.680	29.391	257.7	18th 17 Alex ESCRIG Forward Team SPA Runs=1 Total laps=22 Full laps=21 Valid laps=20						
18	1'35.801	27.110	19.550	19.673	29.468	258.3	1	1'43.837	33.019	20.447	20.317	30.054	225.9
19	1'35.640	27.114	19.440	19.751	29.335	258.9							
20	1'35.769	27.083	19.574	19.725	29.387	258.9							

Fastest Lap: Pedro ACOSTA Red Bull KTM Ajo SPA **1'34.420** 26.782 19.316 19.346 28.976

These data/results cannot be reproduced, stored and/or transmitted in whole or in part by any manner of electronic, mechanical, photocopying, recording, broadcasting or otherwise now known or herein after developed without the previous express consent by the copyright owner, except for reproduction in daily press and regular printed publications on sale to the public within 60 days of the event related to those data/results and always provided that copyright symbol appears together as follows below.
© DORNA, 2023

Race

Moto2

Lap	Lap Time	T1	T2	T3	T4	Speed	Lap	Lap Time	T1	T2	T3	T4	Speed
2	1'36.564	27.619	19.583	19.614	29.748	256.5	8	1'36.166	27.157	19.548	19.597	29.864	254.7
3	1'35.869	27.301	19.433	19.550	29.585	258.3	9	1'35.988 *	27.248	19.484*	19.750	29.506	255.3
4	1'35.877	27.262	19.406	19.549	29.660	258.3	10	1'35.966 *	27.163	19.397*	19.593	29.813	255.9
5	1'36.492	27.324	19.643	19.632	29.893	257.7	11	1'35.863	27.259	19.524	19.681	29.399	256.5
6	1'36.630	27.561	19.484	19.879	29.706	257.7	12	1'35.663	27.131	19.403	19.747	29.382	256.5
7	1'35.976	27.301	19.535	19.522	29.618	257.7	13	1'35.911 *	27.416	19.384*	19.786	29.325	255.9
8	1'36.216	27.328	19.728	19.514	29.646	257.1	14	1'35.704	27.202	19.296	19.762	29.444	256.5
9	1'36.413 *	27.392	19.730*	19.530	29.761	257.1	15	1'35.808	27.178	19.490	19.654	29.486	255.9
10	1'36.353	27.219	19.802	19.538	29.794	258.3	16	1'36.245 *	27.224	19.526*	19.661	29.834	255.3
11	1'37.473	27.477	20.071	19.828	30.097	255.9	17	1'36.027	27.233	19.591	19.709	29.494	255.9
12	1'35.762	27.192	19.415	19.513	29.642	258.3	18	1'36.018	27.221	19.514	19.715	29.568	256.5
13	1'35.922	27.228	19.574	19.526	29.594	256.5	19	1'35.880	27.240	19.508	19.653	29.479	254.7
14	1'35.568	27.047	19.423	19.553	29.545	257.7	20	1'35.920	27.219	19.531	19.716	29.454	254.7
15	1'35.472	27.076	19.294	19.422	29.680	257.1	21	1'35.714	27.107	19.347	19.582	29.678	257.1
16	1'35.750	27.193	19.344	19.557	29.656	257.7	22	1'35.900	27.161	19.506	19.692	29.541	256.5
17	1'35.939	27.411	19.379	19.606	29.543	257.7							
18	1'35.853	27.175	19.509	19.545	29.624	258.9							
19	1'35.706	27.184	19.345	19.547	29.630	258.3							
20	1'35.997	27.321	19.500	19.486	29.690	258.3							
21	1'35.875	27.143	19.493	19.520	29.719	258.9							
22	1'37.674	27.429	19.835	19.832	30.578	258.3							

19th 33 RORY SKINNER OnlyFans American R GBR
Runs=1 Total laps=22 Full laps=21 Valid laps=21

1	1'44.520	33.656	20.333	20.345	30.186	226.8
2	1'37.455	27.708	19.811	20.000	29.936	254.1
3	1'36.565	27.437	19.829	19.778	29.521	252.3
4	1'36.803	27.724	19.579	19.855	29.645	253.5
5	1'36.005	27.346	19.427	19.725	29.507	254.1
6	1'36.516	27.721	19.439	19.806	29.550	252.9
7	1'36.112	27.295	19.592	19.714	29.511	254.1
8	1'36.199	27.378	19.629	19.705	29.487	254.1
9	1'36.265	27.411	19.592	19.739	29.523	252.9
10	1'36.031	27.313	19.555	19.672	29.491	254.7
11	1'36.406	27.671	19.515	19.735	29.485	253.5
12	1'35.922	27.260	19.427	19.676	29.559	254.1
13	1'36.070	27.307	19.532	19.695	29.536	252.9
14	1'35.863	27.234	19.420	19.732	29.477	252.9
15	1'35.909	27.262	19.437	19.705	29.505	252.9
16	1'35.981	27.273	19.476	19.716	29.516	254.1
17	1'35.915	27.271	19.373	19.744	29.527	254.1
18	1'35.971	27.275	19.435	19.741	29.520	254.7
19	1'35.994	27.273	19.597	19.708	29.416	254.1
20	1'36.087	27.200	19.579	19.787	29.521	254.7
21	1'35.869	27.252	19.466	19.616	29.535	254.1
22	1'36.052	27.252	19.560	19.690	29.550	254.1

20th 52 JEREMY ALCOBA QJMOTOR Gresini M SPA
Runs=1 Total laps=22 Full laps=21 Valid laps=17

1	1'44.803	34.217	20.080	20.373	30.133	222.2
2	1'36.709	27.735	19.551	19.665	29.758	260.2
3	1'36.308	27.264	19.695	19.601	29.748	258.3
4	1'36.076	27.348	19.392	19.812	29.524	254.7
5	1'38.809	30.083	19.510	19.699	29.517	256.5
6	1'38.882	29.848	19.760	19.759	29.515	257.1
7	1'35.894	27.249	19.597	19.650	29.398	255.9

21st 28 IZAN GUEVARA Inde GASGAS Aspar SPA
Runs=1 Total laps=22 Full laps=21 Valid laps=20

1	1'44.327	33.732	20.324	20.348	29.923	228.8
2	1'37.412	27.666	19.672	19.866	30.208	262.1
3	1'37.677 *	27.264	20.946*	19.889	29.578	260.2
4	1'36.556	27.351	19.663	19.941	29.601	259.6
5	1'36.274	27.377	19.615	19.675	29.607	259.6
6	1'36.531	27.406	19.764	19.736	29.625	259.6
7	1'36.054	27.223	19.566	19.707	29.558	260.8
8	1'36.362	27.279	19.627	19.812	29.644	261.5
9	1'36.252	27.266	19.686	19.693	29.607	261.5
10	1'36.445	27.349	19.675	19.726	29.695	258.9
11	1'36.349	27.301	19.698	19.782	29.568	258.3
12	1'36.080	27.080	19.701	19.707	29.592	258.9
13	1'36.405	27.257	19.787	19.771	29.590	258.3
14	1'36.182	27.158	19.626	19.982	29.416	258.3
15	1'36.418	27.161	19.589	19.995	29.673	262.1
16	1'36.120	27.151	19.719	19.719	29.531	259.6
17	1'36.005	27.199	19.641	19.707	29.458	260.8
18	1'36.137	27.343	19.649	19.709	29.436	258.9
19	1'36.050	27.213	19.549	19.691	29.597	258.9
20	1'36.149	27.175	19.694	19.689	29.591	258.9
21	1'36.196	27.109	19.669	19.711	29.707	259.6
22	1'36.517	27.229	19.705	19.783	29.800	259.6

22nd 3 LUKAS TULOVIC Liqui Moly Husqvarna GER
Runs=1 Total laps=22 Full laps=21 Valid laps=19

1	1'46.342	36.961	19.821	19.757	29.803	227.3
2	1'36.309	27.569	19.501	19.630	29.609	257.7
3	1'36.214	27.377	19.574	19.833	29.430	260.2
4	1'36.591	27.518	19.468	19.989	29.616	260.2
5	1'35.975	27.359	19.493	19.625	29.498	259.6
6	1'35.713	27.289	19.429	19.635	29.360	258.3
7	1'35.977	27.272	19.581	19.580	29.544	258.3
8	1'37.442 *	27.304	20.749*	19.863	29.526	260.2
9	1'36.027	27.215	19.624	19.646	29.542	259.6
10	1'35.933	27.335	19.517	19.639	29.442	259.6
11	1'38.556	27.814	19.797	21.413	29.532	257.1
12	1'36.278	27.176	19.589	19.707	29.806	257.7
13	1'36.514 *	27.413	19.791*	19.695	29.615	259.6

Fastest Lap: Pedro ACOSTA	Red Bull KTM Ajo	SPA	1'34.420	26.782	19.316	19.346	28.976
----------------------------------	------------------	-----	----------	--------	--------	--------	--------

These data/results cannot be reproduced, stored and/or transmitted in whole or in part by any manner of electronic, mechanical, photocopying, recording, broadcasting or otherwise now known or herein after developed without the previous express consent by the copyright owner, except for reproduction in daily press and regular printed publications on sale to the public within 60 days of the event related to those data/results and always provided that copyright symbol appears together as follows below.
© DORNA, 2023

Race

Moto2

Lap	Lap Time	T1	T2	T3	T4	Speed	Lap	Lap Time	T1	T2	T3	T4	Speed
14	1'36.363	27.300	19.679	19.859	29.525	258.3	20	1'36.788	27.295	19.983	19.695	29.815	255.9
15	1'36.210	27.262	19.616	19.712	29.620	257.1	21	1'36.650	27.275	19.978	19.713	29.684	256.5
16	1'37.522	27.399	20.705	19.882	29.536	257.7	22	1'36.471	27.209	19.868	19.668	29.726	256.5
17	1'36.746	27.486	19.900	19.826	29.534	258.3							
18	1'37.123	27.420	19.562	19.643	30.498	258.3							
19	1'36.661	27.300	19.752	19.784	29.825	256.5							
20	1'36.245	27.463	19.740	19.655	29.387	256.5							
21	1'36.507	27.236	19.692	19.799	29.780	257.7							
22	1'36.941	27.335	19.768	19.898	29.940	256.5							

23rd 43 Lorenzo BALDASSA Fantic Racing ITA
Runs=1 Total laps=22 Full laps=21 Valid laps=17

1	1'44.145	33.492	20.373	20.273	30.007	226.8
2	1'37.184	27.987	19.643	19.844	29.710	257.1
3	1'36.184	27.303	19.424	19.890	29.567	253.5
4	1'36.126	27.444	19.448	19.738	29.496	254.1
5	1'36.392	27.360	19.438	19.867	29.727	254.7
6	1'36.794	27.325	19.737	19.889	29.843	252.9
7	1'36.154 *	27.385	19.434*	19.772	29.563	254.7
8	1'36.418 *	27.283	19.595*	19.834	29.706	254.1
9	1'38.855	27.246	19.460	19.756	32.393	257.1
10	1'37.437	27.670	19.667	19.823	30.277	253.5
11	1'36.761 *	27.497	19.668*	19.856	29.740	255.3
12	1'36.664 *	27.402	19.603*	19.966	29.693	254.1
13	1'36.892	27.479	19.827	19.901	29.685	252.9
14	1'36.447	27.345	19.593	19.873	29.636	253.5
15	1'36.399	27.348	19.621	19.839	29.591	252.3
16	1'36.876	27.599	19.649	19.970	29.658	253.5
17	1'36.501	27.381	19.635	19.821	29.664	253.5
18	1'36.752	27.338	19.653	19.874	29.887	254.1
19	1'36.715	27.530	19.551	19.837	29.797	253.5
20	1'36.592	27.430	19.582	19.858	29.722	253.5
21	1'36.828	27.359	19.635	19.844	29.990	253.5
22	1'37.171	27.395	19.852	19.973	29.951	252.3

24th 9 Mattia CASADEI Fantic Racing ITA
Runs=1 Total laps=22 Full laps=21 Valid laps=19

1	1'45.003	33.999	20.281	20.539	30.184	227.8
2	1'37.318	27.706	19.749	19.844	30.019	257.1
3	1'36.895	27.427	19.843	20.037	29.588	258.3
4	1'36.494	27.400	19.603	19.980	29.511	257.7
5	1'36.199	27.324	19.489	19.643	29.743	258.3
6	1'36.673 *	27.561	19.761*	19.773	29.578	256.5
7	1'36.064	27.217	19.595	19.695	29.557	257.7
8	1'36.405	27.268	19.695	19.819	29.623	257.1
9	1'36.717	27.283	19.655	19.677	30.102	257.1
10	1'36.493	27.390	19.661	19.795	29.647	257.7
11	1'40.268	30.435	20.330	19.827	29.676	257.1
12	1'36.531 *	27.184	19.824*	19.887	29.636	256.5
13	1'36.983	27.233	19.855	19.860	30.035	256.5
14	1'36.587	27.362	19.887	19.784	29.554	253.5
15	1'36.715	27.314	19.918	19.788	29.695	257.1
16	1'37.022	27.495	19.959	19.741	29.827	256.5
17	1'40.654	30.239	20.509	20.050	29.856	257.7
18	1'36.842	27.311	19.903	19.915	29.713	256.5
19	1'36.775	27.317	19.886	19.718	29.854	255.9

25th 21 Alonso LOPEZ Beta Tools SpeedUp SPA
Runs=2 Total laps=21 Full laps=18 Valid laps=18

1	2'35.641	1'23.571	20.519	20.935	30.616	222.2
2	1'36.229	27.447	19.534	19.748	29.500	254.1
3	1'36.134	27.297	19.506	19.781	29.550	255.9
4	1'35.664	27.087	19.407	19.677	29.493	255.3
5	1'40.095 P	28.021	20.822	20.695	30.557	253.5
6	3'07.446	26.131	20.004	19.966	29.582	
7	1'35.512	27.165	19.268	19.791	29.288	256.5
8	1'36.135	27.335	19.431	19.755	29.614	255.9
9	1'35.796	27.203	19.329	19.703	29.561	256.5
10	1'35.592	27.131	19.379	19.747	29.335	255.3
11	1'39.257	27.263	19.495	20.745	31.754	256.5
12	1'36.289	27.278	19.401	19.903	29.707	255.9
13	1'35.591	27.284	19.216	19.624	29.467	255.3
14	1'35.803	27.184	19.556	19.699	29.364	256.5
15	1'38.232	27.200	20.614	20.767	29.651	256.5
16	1'35.382	27.082	19.373	19.598	29.329	257.1
17	1'35.959	27.105	19.335	20.005	29.514	256.5
18	1'35.501	27.030	19.400	19.721	29.350	256.5
19	1'35.548	27.113	19.354	19.696	29.385	256.5
20	1'39.506	28.037	20.516	20.390	30.563	257.1
21	1'35.387	27.123	19.281	19.661	29.322	257.1

26th 7 Barry BALTUS Fieten Olie Racing GP BEL
Runs=1 Total laps=12 Full laps=10 Valid laps=9

1	1'44.665	33.854	20.362	20.302	30.147	223.6
2	1'37.524	27.728	19.624	20.119	30.053	257.1
3	1'36.461	27.330	19.742	19.792	29.597	255.3
4	1'35.810	27.308	19.397	19.699	29.406	257.7
5	1'36.125 *	27.204	19.409*	19.687	29.825	255.3
6	1'36.067	27.303	19.482	19.715	29.567	252.9
7	1'36.011	27.371	19.468	19.788	29.384	253.5
8	1'35.804	27.183	19.455	19.739	29.427	253.5
9	1'35.861	27.057	19.439	19.841	29.524	254.7
10	1'36.373	27.471	19.600	19.701	29.601	255.3
11	1'36.612	27.277	19.874	19.938	29.523	254.1
12	1'35.302 P	27.132	19.445	19.538	29.187	252.3

27th 84 Zonta VD GOORBE Fieten Olie Racing GP NED
Runs=1 Total laps=8 Full laps=7 Valid laps=6

1	1'41.631	32.538	20.081	19.762	29.250	214.2
2	1'36.035	27.314	19.534	19.605	29.582	251.7
3	1'35.767	27.355	19.538	19.656	29.218	251.7
4	1'36.139	27.220	19.235	20.210	29.474	259.6
5	1'35.465	27.263	19.356	19.537	29.309	258.9
6	1'35.566	27.266	19.560	19.548	29.192	257.1
7	1'35.271 *	27.058	19.384*	19.591	29.238	257.7
8	1'35.305	27.085	19.455	19.559	29.206	258.3
unfinished	27.057	20.163	19.862			258.3

Fastest Lap: Pedro ACOSTA Red Bull KTM Ajo SPA **1'34.420** 26.782 19.316 19.346 28.976

These data/results cannot be reproduced, stored and/or transmitted in whole or in part by any manner of electronic, mechanical, photocopying, recording, broadcasting or otherwise now known or herein after developed without the previous express consent by the copyright owner, except for reproduction in daily press and regular printed publications on sale to the public within 60 days of the event related to those data/results and always provided that copyright symbol appears together as follows below.
© DORNA, 2023



Race

Moto2

Lap	Lap Time	T1	T2	T3	T4	Speed	Lap	Lap Time	T1	T2	T3	T4	Speed	
28th	5	Kohta NOZANE Correos Prepagó Yam JPN												
		Runs=1	Total laps=4	Full laps=3	Valid laps=3									
1	1'43.964	33.316	20.482	20.113	30.053	230.7								
2	1'37.026	27.326	19.732	19.999	29.969	256.5								
3	1'36.127	27.357	19.672	19.792	29.306	253.5								
4	1'36.230	27.251	19.832	19.824	29.323	256.5								
	unfinished	27.250	19.849	20.040		255.9								
29th	12	Filip SALAC QJMOTOR Gresini M CZE												
		Runs=1	Total laps=1	Full laps=0	Valid laps=0									
1	1'43.503	32.275	20.072	21.339	29.817	208.4								
	unfinished	27.205	20.726	19.809		256.5								

Fastest Lap: Pedro ACOSTA Red Bull KTM Ajo SPA **1'34.420** 26.782 19.316 19.346 28.976

These data/results cannot be reproduced, stored and/or transmitted in whole or in part by any manner of electronic, mechanical, photocopying, recording, broadcasting or otherwise now known or herein after developed without the previous express consent by the copyright owner, except for reproduction in daily press and regular printed publications on sale to the public within 60 days of the event related to those data/results and always provided that copyright symbol appears together as follows below.
© DORNA, 2023

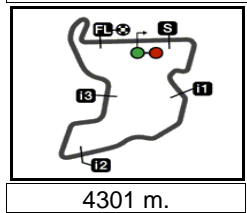
Official MotoGP Timing by **TISSOT**
www.motogp.com

Lombok, Sunday, October 15, 2023

Page 7 of 7

motogp





PERTAMINA GRAND PRIX OF INDONESIA

Race

Analysis by Lap

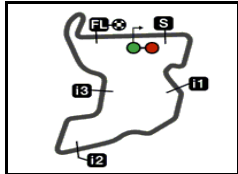
35

Num	Lap Time	Gap	Num	Lap Time	Gap	Num	Lap Time	Gap
Lap 1			Lap 3			Lap 5		
40	1'39.352		37	1'34.960		37	1'34.468	
37	1'39.526	0.174	40	1'35.499	0.388	40	1'34.544	0.588
18	1'39.800	0.448	18	1'35.323	0.652	14	1'35.286	1.731
14	1'40.367	1.015	14	1'35.117	0.715	54	1'34.824	2.092
35	1'40.719	1.367	54	1'35.225	1.622	18	1'35.629	2.365
54	1'40.852	1.500	96	1'35.317	1.875	96	1'35.003	2.567
96	1'40.974	1.622	35	1'36.378	2.393	35	1'35.066	3.629
11	1'41.228	1.876	11	1'35.400	2.741	11	1'35.227	4.088
84	1'41.631	2.279	16	1'35.209	3.119	16	1'35.012	4.402
16	1'42.183	2.831	15	1'35.193	3.495	15	1'35.104	4.835
75	1'42.301	2.949	64	1'35.105	3.683	22	1'34.792	5.340
15	1'42.417	3.065	84	1'35.767	3.844	64	1'35.236	5.953
64	1'42.607	3.255	22	1'35.131	4.008	84	1'35.465	6.344
22	1'42.797	3.445	24	1'35.714	5.138	24	1'35.525	7.050
24	1'43.023	3.671	71	1'35.836	5.799	71	1'35.109	7.221
12	1'43.503	4.151	23	1'35.817	6.011	23	1'35.528	7.885
71	1'43.549	4.197	75	1'36.651	6.242	75	1'35.491	8.084
23	1'43.585	4.233	17	1'35.869	6.681	17	1'36.492	9.946
17	1'43.837	4.485	79	1'35.972	7.352	79	1'35.736	10.100
5	1'43.964	4.612	5	1'36.127	7.528	43	1'36.392	11.338
79	1'44.037	4.685	43	1'36.184	7.924	7	1'36.125	11.892
43	1'44.145	4.793	52	1'36.308	8.231	33	1'36.005	12.655
28	1'44.327	4.975	33	1'36.565	8.951	3	1'35.975	12.738
33	1'44.520	5.168	7	1'36.461	9.061	9	1'36.199	13.216
7	1'44.665	5.313	3	1'36.214	9.276	28	1'36.274	13.553
52	1'44.803	5.451	9	1'36.895	9.627	52	1'38.809	14.012
9	1'45.003	5.651	28	1'37.677	9.827	21	1'40.095	1'05.070
3	1'46.342	6.990	21	1'36.134	58.415			
21	2'35.641	56.289				Lap 7		
Lap 2			Lap 4			Lap 6		
40	1'35.126		37	1'34.636		37	1'34.652	
37	1'35.103	0.151	40	1'34.760	0.512	40	1'34.603	0.539
18	1'35.118	0.440	14	1'34.834	0.913	54	1'34.898	2.338
14	1'34.820	0.709	18	1'35.188	1.204	18	1'35.119	2.832
35	1'34.885	1.126	54	1'34.750	1.736	14	1'35.846	2.925
54	1'35.134	1.508	96	1'34.793	2.032	96	1'35.245	3.160
96	1'35.173	1.669	35	1'35.274	3.031	35	1'34.965	3.942
11	1'35.702	2.452	11	1'35.224	3.329	11	1'34.813	4.249
16	1'35.316	3.021	16	1'35.375	3.858	16	1'35.242	4.992
84	1'36.035	3.188	15	1'35.340	4.199	15	1'35.455	5.638
15	1'35.474	3.413	22	1'35.644	5.016	22	1'35.161	5.849
64	1'35.560	3.689	64	1'36.138	5.185	64	1'35.326	6.627
22	1'35.669	3.988	84	1'36.139	5.347	84	1'35.566	7.258
24	1'35.990	4.535	24	1'35.491	5.993	24	1'35.748	8.146
75	1'36.879	4.702	71	1'35.417	6.580	71	1'35.798	8.367
71	1'36.003	5.074	23	1'35.450	6.825	23	1'35.703	8.936
23	1'36.198	5.305	75	1'35.455	7.061	75	1'35.787	9.219
17	1'36.564	5.923	17	1'35.877	7.922	79	1'35.920	11.368
79	1'36.932	6.491	79	1'36.116	8.832	17	1'36.630	11.924
5	1'37.026	6.512	5	1'36.230	9.122	7	1'36.067	13.307
43	1'37.184	6.851	43	1'36.126	9.414	43	1'36.794	13.480
52	1'36.709	7.034	52	1'36.076	9.671	3	1'35.713	13.799
28	1'37.412	7.261	7	1'35.810	10.235	33	1'36.516	14.519
33	1'37.455	7.497	33	1'36.803	11.118	9	1'36.673	15.237
7	1'37.524	7.711	3	1'36.591	11.231	28	1'36.531	15.432
9	1'37.318	7.843	9	1'36.494	11.485	52	1'38.882	18.242
3	1'36.309	8.173	28	1'36.556	11.747	21	3'07.446	2'37.864
Lap 8			Lap 10			Lap 11		
37	1'34.505		37	1'34.741		37	1'34.568	
40	1'34.789	1.049	40	1'34.617	0.709	40	1'34.846	0.987
54	1'34.875	2.956	54	1'35.182	3.436	54	1'34.786	3.654
18	1'34.947	3.583	18	1'34.955	4.109	18	1'34.771	4.312
14	1'35.070	3.812	14	1'34.926	4.240			
96	1'34.831	3.994	96	1'34.988	4.518			
35	1'34.979	4.992	35	1'35.575	6.288			
11	1'35.050	5.349	16	1'35.636	8.136			
16	1'35.559	6.711	11	1'37.250	8.192			
22	1'35.412	7.720	22	1'35.185	8.481			
15	1'35.916	8.004	64	1'35.377	10.251			
64	1'35.363	8.323	15	1'35.629	10.810			
84	1'35.305	8.882	71	1'35.563	12.160			
71	1'35.564	10.348	23	1'35.698	12.626			
24	1'35.990	10.634	24	1'35.947	13.402			
23	1'35.599	10.725	75	1'35.879	13.580			
75	1'35.583	11.317	17	1'36.353	18.349			
17	1'36.216	15.164	7	1'36.373	18.823			
7	1'35.804	16.170	79	1'35.749	19.189			
79	1'35.921	17.002	33	1'36.031	20.593			
43	1'36.418	17.100	3	1'35.933	20.645			
33	1'36.199	17.878	28	1'36.445	22.012			
3	1'37.442	18.266	9	1'36.493	22.383			
9	1'36.405	18.754	52	1'35.966	23.723			
28	1'36.362	18.896	43	1'37.437	23.811			
52	1'36.166	21.350	21	1'35.592	2'42.366			
21	1'36.135	2'40.559						

Lapped rider

These data/results cannot be reproduced, stored and/or transmitted in whole or in part by any manner of electronic, mechanical, photocopying, recording, broadcasting or otherwise now known or herein after developed without the previous express consent by the copyright owner, except for reproduction in daily press and regular printed publications on sale to the public within 60 days of the event related to those data/results and always provided that copyright symbol appears together as follows below.

© DORNA, 2023



4301 m.

PERTAMINA GRAND PRIX OF INDONESIA

Moto2™

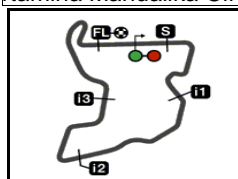
36

2023 Rookie of the Year Classification

Rider	Nation	Points	Leader	Previous	POR	ARG	AME	SPA	FRA	ITA	GER	NED	GBR	AUT	CAT	RSM	IND	JPN	INA	AUS	THA	MAL	QAT	VAL
1 GARCIA Sergio	SPA	84			1	11	-	5	6	6	5	3	-	8	13	5	13	-	8					
2 BINDER Darryn	RSA	31	53	53	-	10	-	-	-	-	-	2	1	-	-	-	9	6	3					
3 FOGGIA Dennis	ITA	23	61	8	-	-	2	-	2	3	1	-	-	5	-	-	5	-	5					
4 GUEVARA Izan	SPA	8	76	15	-	-	-	-	-	-	-	-	-	3	-	-	3	2	-					

These data/results cannot be reproduced, stored and/or transmitted in whole or in part by any manner of electronic, mechanical, photocopying, recording, broadcasting or otherwise now known or herein after developed without the previous express consent by the copyright owner, except for reproduction in daily press and regular printed publications on sale to the public within 60 days of the event related to those data/results and always provided that copyright symbol appears together as follows below.
© DORNA, 2023





4301 m.

2023 Riders Performance

(Qualifying Position - Starting Position - Race Position)

37

Rider	Points	POR	ARG	AME	SPA	FRA	ITA	GER	NED	GBR	AUT	CAT	RSM	IND	JPN	INA	AUS	THA	MAL	QAT	VAL
1 ACOSTA Pedro	277	3	5	2	2	5	2	1	6	1	1	9	2	2	4	4					
		3-1	5-12	2-1	2-2	5-NC	2-1	1-1	6-3	1-3	1-2	9-6	2-1	2-1	4-3	4-1	-	-	-	-	-
2 ARBOLINO Tony	212	8	8	8	10	3	10	2	10	4	7	20	9	7	13	10					
		8-3	8-1	8-2	10-4	3-1	10-2	2-2	10-7	4-10	7-6	20-17	9-4	7-2	13-11	10-6	-	-	-	-	-
3 DIXON Jake	172	12	4	6	3	8	6	3	2	15	4	1	14	1	3	7					
		12-6	4-3	-NS	3-6	8-5	6-3	3-3	2-1	15-NL	4-4	1-1	14-12	1-NC	3-4	7-4	-	-	-	-	-
4 CANET Aron	144	2	2	7	12	13	1	4	11	6	10	2	4	20	7	1					
		2-2	2-4	7-8	12-5	-NS	1-4	4-NC	11-5	6-2	10-NC	2-2	4-NC	20-NC	7-8	1-2	-	-	-	-	-
5 CHANTRA Somkiat	123	13	3	15	11	7	17	7	7	14	5	12	11	9	1	6					
		13-9	3-8	15-11	11-7	7-6	17-9	7-4	7-NC	14-9	5-5	12-14	11-6	9-NL	1-1	6-7	-	-	-	-	-
6 LOPEZ Alonso	119	14	1	5	4	2	9	5	1	5	11	7	6	6	6	18					
		14-NC	1-2	5-7	4-3	2-3	9-6	5-5	1-6	5-NC	11-21	7-8	6-3	6-22	6-13	18-25	-	-	-	-	-
7 GONZALEZ Manuel	115	5	7	9	16	9	11	12	12	17	9	4	3	16	10	2					
		5-5	7-11	9-10	16-12	-NS	11-8	12-6	12-8	17-5	9-NC	4-5	3-7	16-5	10-6	2-5	-	-	-	-	-
8 SALAC Filip	108	1	13	3	13	4	5	13	13	11	12	13	10	17	5	3					
		1-4	13-7	3-5	13-9	4-2	5-7	13-13	13-NC	11-13	12-7	13-NC	10-9	17-10	5-5	3-NC	-	-	-	-	-
9 VIETTI Celestino	106	4	6	1	7	6	7	11	9	12	3	15	1	10							
		4-11	6-13	1-9	7-NC	6-4	7-5	11-10	9-10	12-12	3-1	15-10	1-2	-NS	-	-	-	-	-	-	-
10 ALDEGUER Fermín	104	16	16	11	14	11	8	8	4	2	6	6	21	21	9	5					
		16-13	16-15	11-6	14-10	11-8	8-NL	8-8	4-4	2-1	6-9	6-13	21-NC	21-12	9-22	5-3	-	-	-	-	-
11 OGURA Ai	95		21	17	5	16	14	20	3	16	2	3	13	15	2	19					
		-	-NS	17-15	5-NC	16-9	14-15	20-14	3-2	16-8	2-3	3-7	13-5	15-21	2-2	19-17	-	-	-	-	-
12 GARCIA Sergio	84	17	28	20	18	18	16	10	17	7	16	8	22	3	14	12					
		17-15	28-5	20-NC	18-11	18-10	16-10	10-11	17-13	7-NC	16-8	8-4	22-11	3-4	14-NC	12-8	-	-	-	-	-
13 LOWES Sam	80	9	14	18	1	1	3	6	5	9	14	11	8	12	8	8					
		9-7	14-10	18-13	1-1	30-15	3-NL	6-7	5-11	9-7	14-NC	11-9	8-NC	12-19	8-NC	8-10	-	-	-	-	-

NC=Not classified NL=Not finished first lap NP=Not started race re-start N2=Not finished first lap race re-start EX=Excluded NS=Not Started DS=Disqualified

These data/results cannot be reproduced, stored and/or transmitted in whole or in part by any manner of electronic, mechanical, photocopying, recording, broadcasting or otherwise now known or herein after developed without the previous express consent by the copyright owner, except for reproduction in daily press and regular printed publications on sale to the public within 60 days of the event related to those data/results and always provided that copyright symbol appears together as follows below.
© DORNA, 2023

Official MotoGP Timing by **TISSOT**
www.motogp.com



Rider	Points	POR	ARG	AME	SPA	FRA	ITA	GER	NED	GBR	AUT	CAT	RSM	IND	JPN	INA	AUS	THA	MAL	QAT	VAL
14 ROBERTS Joe	67	19	9	16	8	17	4	16	14	10	21	14	7	8	11	11					
		19-14	9-14	16-16	8-14	17-12	4-12	16-NC	14-18	10-4	21-NC	14-11	7-8	8-3	11-12	11-9	-	-	-	-	-
15 ARENAS Albert	62	7	10	13	9	12	15	9	8	18	8	5		29	20	14					
		7-8	10-9	13-12	9-8	-NS	15-23	9-9	8-9	18-14	8-NC	5-3	-	29-14	20-18	14-15	-	-	-	-	-
16 BALTUS Barry	48	15	12	12	6	10	19	14	16	8		10	17	13	17	23					
		15-12	12-19	12-NC	6-13	10-7	19-16	14-12	16-12	8-6	-	10-12	17-15	13-8	17-15	23-NC	-	-	-	-	-
17 ALCOBA Jeremy	33	6	15	10	19	20	12	17	18	19	25	16	18	14	23	15					
		6-10	15-17	10-4	19-16	20-13	12-NL	17-16	18-15	19-11	25-12	16-15	18-16	14-NC	23-16	15-20	-	-	-	-	-
18 BINDER Darryn	31	11	11				13	19	15	13	15			5	18	20					
		11-16	11-6	-	-	-	13-NL	19-NL	15-14	13-15	15-NC	-	-	5-7	18-10	20-13	-	-	-	-	-
19 BENDSNEYDER Bo	26	10	17	4	15	14	20	15		26	20	19	15	23	21	13					
		10-NC	17-22	4-3	30-17	14-18	20-14	15-NL	-	26-17	20-15	19-NC	15-13	23-18	21-17	13-12	-	-	-	-	-
20 FOGGIA Dennis	23	23	22	14	24	23	21	22	25	29	17	23	23	18	16	16					
		23-18	22-25	14-14	24-18	23-14	21-13	22-15	25-19	29-NL	17-11	23-21	26-NC	18-11	16-NC	16-11	-	-	-	-	-
21 RAMIREZ Marcos	20	22	19	25	23	21	27	24		25	23	18	16	11	12	17					
		22-21	19-24	25-NC	23-20	21-17	27-NL	24-20	-	25-19	23-14	18-16	16-14	11-9	12-7	17-16	-	-	-	-	-
22 VD GOORBERGH Zonta	17	18	20	21	17	22	22	23	23	3	13	17	12	4	15	9					
		18-NC	20-18	21-17	17-23	22-20	22-NC	23-18	22-20	3-20	13-22	17-18	12-NC	4-6	15-9	9-NC	-	-	-	-	-
23 TULOVIC Lukas	12			23	20	15	26	21	19	23	18	22	25			26					
		-	-	23-NC	20-15	15-11	26-NC	21-NC	19-16	23-16	18-10	22-19	24-NC	-	-	26-22	-	-	-	-	-
24 PASINI Mattia	11						18						5								
		-	-	-	-	-	18-11	-	-	-	-	-	5-10	-	-	-	-	-	-	-	-
25 GUEVARA Izan	8			27	26	28	24	27	21	20	19	28	19	26	19	27					
		-	-	27-21	26-22	28-22	24-18	27-NC	24-NC	20-21	19-13	28-25	19-NC	26-13	19-14	27-21	-	-	-	-	-
26 HADA Taiga	2						28	29	27	22			30	19	24	24					
		-	-	-	-	-	28-21	29-21	27-21	22-NL	-	-	30-19	30-23	24-19	24-14	-	-	-	-	-
27 KELLY Sean Dylan	1	24	18	22	21	19	23	18	22				29	25	25						
		24-20	18-NC	22-18	21-NC	19-16	23-19	18-17	21-NC	-	-	-	29-20	25-15	25-23	-	-	-	-	-	-
28 GOMEZ Borja	0	20	29	26	22	27	25		24	24	22	24	28	27	26						
		20-17	29-21	26-20	22-19	31-23	25-17	-	23-NC	24-NL	22-16	27-20	28-18	27-16	26-24	-	-	-	-	-	-
29 TORRES Jordi	0	26	23																		
		26-23	23-16	-	-	-	-	-	-	-	-	-	-	-	-	-	-	-	-	-	-

NC=Not classified NL=Not finished first lap NP=Not started race re-start N2=Not finished first lap race re-start EX=Excluded NS=Not Started DS=Disqualified

These data/results cannot be reproduced, stored and/or transmitted in whole or in part by any manner of electronic, mechanical, photocopying, recording, broadcasting or otherwise now known or herein after developed without the previous express consent by the copyright owner, except for reproduction in daily press and regular printed publications on sale to the public within 60 days of the event related to those data/results and always provided that copyright symbol appears together as follows below.
© DORNA, 2023

Official MotoGP Timing by TISSOT
www.motogp.com



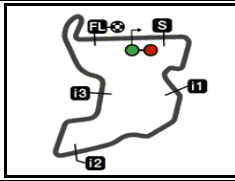
Rider	Points	POR	ARG	AME	SPA	FRA	ITA	GER	NED	GBR	AUT	CAT	RSM	IND	JPN	INA	AUS	THA	MAL	QAT	VAL
30 SURRA Alberto	0	-	-	-	-	-	-	-	-	-	26	27	24	28	28	22					
		-	-	-	-	-	-	-	-	-	26-17	26-NL	23-17	28-17	28-20	22-NL	-	-	-	-	-
31 TATAY Carlos	0	-	-	-	-	-	-	26	20												
		-	-	-	-	-	-	26-19	20-17	-	-	-	-	-	-	-	-	-	-	-	-
32 ESCRIG Alex	0	-	-	-	30	29			28	28						21					
		-	-	-	-NS	29-NC	-	-	28-NC	28-18	-	-	-	-	-	21-18	-	-	-	-	-
33 SKINNER Rory	0	25	25	24	27	26				21	24	25	26	22	27	28					
		25-22	25-NC	24-19	27-24	26-NC	-	-	-	21-NL	24-18	24-23	25-NC	22-20	27-25	28-19	-	-	-	-	-
34 DALLA PORTA Lorenzo	0	21	24	19	25	25	29	25													
		21-19	24-23	19-NC	31-25	25-21	29-20	25-NC	-	-	-	-	-	-	-	-	-	-	-	-	-
35 AGIUS Senna	0	-	-	-	28	24						21	20		29						
		-	-	-	28-21	24-19	-	-	-	-	-	21-NC	20-NC	-	29-21	-	-	-	-	-	-
36 RATO Mattia	0	-	-	-	-	-	-	-	-	-	28	26									
		-	-	-	-	-	-	-	-	-	28-19	25-22	-	-	-	-	-	-	-	-	-
37 NOZANE Kohta	0	28								27	27	29	27	24	22	29					
		-NS	-	-	-	-	-	-	-	27-22	27-20	29-24	27-21	24-NC	22-NC	29-NC	-	-	-	-	-
38 MINAMIMOTO Soichiro	0	-	27	29	29																
		-	27-20	29-23	29-26	-	-	-	-	-	-	-	-	-	-	-	-	-	-	-	-
39 DANIEL Kasma	0	-	-	-	-	-	30	28													
		-	-	-	-	-	30-22	28-22	-	-	-	-	-	-	-	-	-	-	-	-	-
40 RUIZ Yeray	0	-	-	-	-	-	-	-	26			30									
		-	-	-	-	-	-	-	26-22	-	-	30-26	-	-	-	-	-	-	-	-	-
41 SANCHIS David	0	27	26	28																	
		27-NC	26-NC	28-22	-	-	-	-	-	-	-	-	-	-	-	-	-	-	-	-	-
42 BALDASSARRI Lorenzo	0	-	-	-	-	-	-	-	-	-	-	-	-	-	-	25					
		-	-	-	-	-	-	-	-	-	-	-	-	-	-	25-23	-	-	-	-	-
43 CASADEI Mattia	0	-	-	-	-	-	-	-	-	-	-	-	-	-	30	30					
		-	-	-	-	-	-	-	-	-	-	-	-	-	30-26	30-24	-	-	-	-	-

NC=Not classified NL=Not finished first lap NP=Not started race re-start N2=Not finished first lap race re-start EX=Excluded NS=Not Started DS=Disqualified

These data/results cannot be reproduced, stored and/or transmitted in whole or in part by any manner of electronic, mechanical, photocopying, recording, broadcasting or otherwise now known or herein after developed without the previous express consent by the copyright owner, except for reproduction in daily press and regular printed publications on sale to the public within 60 days of the event related to those data/results and always provided that copyright symbol appears together as follows below.
© DORNA, 2023

Official MotoGP Timing by **TISSOT**
www.motogp.com





4301 m.

PERTAMINA GRAND PRIX OF INDONESIA
Official Starting Grid

Race : 22 laps = 94.622 km



1	1 1'34.155 40 Aron CANET Kalex	2 1'34.158 18 Manuel GONZALEZ Kalex	3 1'34.174 12 Filip SALAC Kalex
2	4 1'34.198 37 Pedro ACOSTA Kalex	5 1'34.226 54 Fermín ALDEGUER Boscoscuro	6 1'34.316 35 Somkiat CHANTRA Kalex
3	7 1'34.344 96 Jake DIXON Kalex	8 1'34.382 22 Sam LOWES Kalex	9 1'34.388 84 Zonta VD GOORBERGH Kalex
4	10 1'34.411 14 Tony ARBOLINO Kalex	11 1'34.529 16 Joe ROBERTS Kalex	12 1'34.573 11 Sergio GARCIA Kalex
5	13 1'34.604 64 Bo BENDSNEYDER Kalex	14 1'34.613 75 Albert ARENAS Kalex	15 1'34.774 52 Jeremy ALCOBA Kalex
6	16 1'34.788 71 Dennis FOGGIA Kalex	17 1'34.983 24 Marcos RAMIREZ Kalex	18 1'35.084 21 Alonso LOPEZ Boscoscuro
7	19 1'34.732 79 Ai OGURA Kalex	20 1'34.762 15 Darryn BINDER Kalex	21 1'34.781 17 Alex ESCRIG Forward
8	22 1'34.795 67 Alberto SURRA Forward	23 1'34.984 7 Barry BALTUS Kalex	24 1'35.105 23 Taiga HADA Kalex

The results are provisional until the end of the limit for protest and appeals and until the ratification of the Event Management Committee.

Time limit for protest expires 60' at the latest after publication of the results - Time:

These data/results cannot be reproduced, stored and/or transmitted in whole or in part by any manner of electronic, mechanical, photocopying, recording, broadcasting or otherwise now known or herein after developed without the previous express consent by the copyright owner, except for reproduction in daily press and regular printed publications on sale to the public within 60 days of the event related to those data/results and always provided that copyright symbol appears together as follows below.

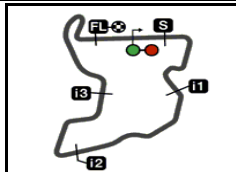
© DORNA, 2023

Official MotoGP Timing by TISSOT
www.motogp.com

Lombok, Sunday, October 15, 2023

Page 1 of 2





PERTAMINA GRAND PRIX OF INDONESIA
Official Starting Grid

4301 m.

Race : 22 laps = 94.622 km

9

25
1'35.163
43 Lorenzo BALDASSARRI
Kalex

26
1'35.293
3 Lukas TULOVIC
Kalex

27
1'35.352
28 Izan GUEVARA
Kalex

10

28
1'35.412
33 Rory SKINNER
Kalex

29
1'35.437
5 Kohta NOZANE
Kalex

30
1'35.839
9 Mattia CASADEI
Kalex

The results are provisional until the end of the limit for protest and appeals and until the ratification of the Event Management Committee.

Time limit for protest expires 60' at the latest after publication of the results - Time:

These data/results cannot be reproduced, stored and/or transmitted in whole or in part by any manner of electronic, mechanical, photocopying, recording, broadcasting or otherwise now known or herein after developed without the previous express consent by the copyright owner, except for reproduction in daily press and regular printed publications on sale to the public within 60 days of the event related to those data/results and always provided that copyright symbol appears together as follows below.

© DORNA, 2023





4301 m.

PERTAMINA GRAND PRIX OF INDONESIA

Race

Top Speed & Average



Rider	Nation	Motorcycle	Top 5 speeds					Average	Top
14 Tony ARBOLINO	ITA	KALEX	262.1	262.1	261.5	260.2	260.2	261.2	262.1
15 Darryn BINDER	RSA	KALEX	262.1	262.1	262.1	261.5	261.5	261.9	262.1
28 Izan GUEVARA	SPA	KALEX	262.1	262.1	261.5	261.5	260.8	261.5	262.1
79 Ai OGURA	JPN	KALEX	262.1	258.9	258.9	258.3	258.3	258.9	262.1
37 Pedro ACOSTA	SPA	KALEX	261.5	260.2	259.6	259.6	259.6	260.1	261.5
11 Sergio GARCIA	SPA	KALEX	260.8	259.6	259.6	259.6	259.6	259.8	260.8
18 Manuel GONZALEZ	SPA	KALEX	260.8	259.6	259.6	258.9	258.9	259.2	260.8
23 Taiga HADA	JPN	KALEX	260.8	260.8	260.8	260.8	260.2	260.5	260.8
3 Lukas TULOVIC	GER	KALEX	260.2	260.2	260.2	259.6	259.6	259.9	260.2
52 Jeremy ALCOBA	SPA	KALEX	260.2	258.3	257.1	257.1	256.5	257.2	260.2
54 Fermín ALDEGUER	SPA	BOSCOSCURO	260.2	258.3	258.3	257.7	257.1	257.9	260.2
71 Dennis FOGGIA	ITA	KALEX	260.2	259.6	259.6	259.6	258.9	259.2	260.2
96 Jake DIXON	GBR	KALEX	260.2	257.7	257.7	257.7	257.1	257.7	260.2
24 Marcos RAMIREZ	SPA	KALEX	259.6	258.3	257.7	257.7	257.7	258.0	259.6
35 Somkiat CHANTRA	THA	KALEX	259.6	259.6	259.6	258.9	258.9	259.1	259.6
84 Zonta VD GOORBERGH	NED	KALEX	259.6	258.9	258.3	258.3	257.7	258.6	259.6
17 Alex ESCRIG	SPA	FORWARD	258.9	258.9	258.3	258.3	258.3	258.4	258.9
22 Sam LOWES	GBR	KALEX	258.9	258.3	258.3	258.3	258.3	258.4	258.9
75 Albert ARENAS	SPA	KALEX	258.9	258.9	258.3	258.3	258.3	258.5	258.9
9 Mattia CASADEI	ITA	KALEX	258.3	258.3	257.7	257.7	257.7	257.9	258.3
16 Joe ROBERTS	USA	KALEX	258.3	257.7	257.1	257.1	257.1	257.5	258.3
64 Bo BENDSNEYDER	NED	KALEX	258.3	257.7	257.7	257.7	257.1	257.4	258.3
7 Barry BALTUS	BEL	KALEX	257.7	257.1	255.3	255.3	255.3	256.1	257.7
21 Alonso LOPEZ	SPA	BOSCOSCURO	257.1	257.1	257.1	256.5	256.5	256.7	257.1
40 Aron CANET	SPA	KALEX	257.1	257.1	257.1	257.1	256.5	256.7	257.1
43 Lorenzo BALDASSARRI	ITA	KALEX	257.1	257.1	255.3	254.7	254.7	255.8	257.1
5 Kohta NOZANE	JPN	KALEX	256.5	256.5	255.9	253.5	230.7	250.6	256.5
12 Filip SALAC	CZE	KALEX	256.5	208.4				232.5	256.5
33 Rory SKINNER	GBR	KALEX	254.7	254.7	254.7	254.1	254.1	254.2	254.7
67 Alberto SURRA	ITA	FORWARD							226.8

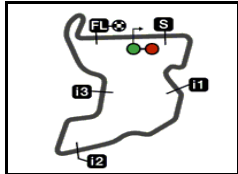
These data/results cannot be reproduced, stored and/or transmitted in whole or in part by any manner of electronic, mechanical, photocopying, recording, broadcasting or otherwise now known or herein after developed without the previous express consent by the copyright owner, except for reproduction in daily press and regular printed publications on sale to the public within 60 days of the event related to those data/results and always provided that copyright symbol appears together as follows below.

© DORNA, 2023

Official MotoGP Timing by TISSOT
www.motogp.com




Lombok, Sunday, October 15, 2023



PERTAMINA GRAND PRIX OF INDONESIA
Race
Fastest Laps Sequence

4301 m.

Lap	Race Time	 Rider	Nation	Motorcycle	Time	Km/h	Riders's Lap
2	3'14.478	40 Aron CANET	SPA	KALEX	1'35.126	162.7	2
2	3'14.629	37 Pedro ACOSTA	SPA	KALEX	1'35.103	162.8	2
2	3'15.187	14 Tony ARBOLINO	ITA	KALEX	1'34.820	163.2	2
4	6'24.225	37 Pedro ACOSTA	SPA	KALEX	1'34.636	163.6	4
5	7'58.693	37 Pedro ACOSTA	SPA	KALEX	1'34.468	163.9	5
7	11'07.792	37 Pedro ACOSTA	SPA	KALEX	1'34.447	163.9	7
13	20'35.477	37 Pedro ACOSTA	SPA	KALEX	1'34.420	163.9	13

These data/results cannot be reproduced, stored and/or transmitted in whole or in part by any manner of electronic, mechanical, photocopying, recording, broadcasting or otherwise now known or herein after developed without the previous express consent by the copyright owner, except for reproduction in daily press and regular printed publications on sale to the public within 60 days of the event related to those data/results and always provided that copyright symbol appears together as follows below.
 © DORNA, 2023