

PERTAMINA GRAND PRIX OF INDONESIA

Practice Nr. 1

Classification

3

		Rider	Nation	Team	Motorcycle	Time	Lap Total	Gap	Top Speed
1	18	Manuel GONZALEZ	SPA	Correos Prepago Yamaha VR46 T	KALEX	1'34.871	18 20		260.8
2	40	Aron CANET	SPA	Pons Wegow Los40	KALEX	1'35.231	16 17	0.360 0.360	259.6
3	96	Jake DIXON	GBR	Inde GASGAS Aspar Team	KALEX	1'35.260	18 19	0.389 0.029	256.5
4	22	Sam LOWES	GBR	Elf Marc VDS Racing Team	KALEX	1'35.342	21 22	0.471 0.082	257.7
5	79	Ai OGURA	JPN	IDEMITSU Honda Team Asia	KALEX	1'35.384	19 19	0.513 0.042	259.6
6	35	Somkiat CHANTRA	THA	IDEMITSU Honda Team Asia	KALEX	1'35.412	20 21	0.541 0.028	258.9
7	75	Albert ARENAS	SPA	Red Bull KTM Ajo	KALEX	1'35.438	23 24	0.567 0.026	258.3
8	54	Fermín ALDEGUER	SPA	Beta Tools SpeedUp	BOSCOSCURO	1'35.447	21 22	0.576 0.009	256.5
9	71	Dennis FOGGIA	ITA	Italtrans Racing Team	KALEX	1'35.515	21 22	0.644 0.068	258.3
10	14	Tony ARBOLINO	ITA	Elf Marc VDS Racing Team	KALEX	1'35.638	20 22	0.767 0.123	258.9
11	16	Joe ROBERTS	USA	Italtrans Racing Team	KALEX	1'35.846	19 19	0.975 0.208	255.9
12	12	Filip SALAC	CZE	QJMOTOR Gresini Moto2	KALEX	1'35.911	21 22	1.040 0.065	256.5
13	5	Kohta NOZANE	JPN	Correos Prepago Yamaha VR46 T	KALEX	1'35.926	19 21	1.055 0.015	256.5
14	64	Bo BENDSNEYDER	NED	Pertamina Mandalika SAG Team	KALEX	1'35.945	22 24	1.074 0.019	253.5
15	11	Sergio GARCIA	SPA	Pons Wegow Los40	KALEX	1'36.005	22 23	1.134 0.060	258.9
16	52	Jeremy ALCOBA	SPA	QJMOTOR Gresini Moto2	KALEX	1'36.138	18 23	1.267 0.133	255.9
17	84	Zonta VD GOORBERGH	NED	Fieten Olie Racing GP	KALEX	1'36.169	18 20	1.298 0.031	258.3
18	17	Alex ESCRIG	SPA	Forward Team	FORWARD	1'36.363	20 21	1.492 0.194	259.6
19	21	Alonso LOPEZ	SPA	Beta Tools SpeedUp	BOSCOSCURO	1'36.521	14 20	1.650 0.158	258.9
20	28	Izan GUEVARA	SPA	Inde GASGAS Aspar Team	KALEX	1'36.562	17 17	1.691 0.041	259.6
21	67	Alberto SURRA	ITA	Forward Team	FORWARD	1'36.575	13 15	1.704 0.013	257.7
22	15	Darryn BINDER	RSA	Liqui Moly Husqvarna Intact GP	KALEX	1'36.662	21 21	1.791 0.087	260.2
23	24	Marcos RAMIREZ	SPA	OnlyFans American Racing	KALEX	1'36.718	25 25	1.847 0.056	259.6
24	33	Rory SKINNER	GBR	OnlyFans American Racing	KALEX	1'36.755	22 23	1.884 0.037	253.5
25	7	Barry BALTUS	BEL	Fieten Olie Racing GP	KALEX	1'36.812	17 23	1.941 0.057	254.7
26	43	Lorenzo BALDASSARRI	ITA	Fantic Racing	KALEX	1'37.081	18 18	2.210 0.269	254.1
27	9	Mattia CASADEI	ITA	Fantic Racing	KALEX	1'37.258	16 21	2.387 0.177	256.5
28	23	Taiga HADA	JPN	Pertamina Mandalika SAG Team	KALEX	1'37.551	14 22	2.680 0.293	256.5
29	3	Lukas TULOVIC	GER	Liqui Moly Husqvarna Intact GP	KALEX	1'37.567	20 23	2.696 0.016	256.5
30	37	Pedro ACOSTA	SPA	Red Bull KTM Ajo	KALEX	1'38.344	2 2	3.473 0.777	257.1

Practice condition: **Dry**
 Air: 32°
 Humidity: 69%
 Ground: 54°

Fastest Lap:	Lap: 18	Manuel GONZALEZ	1'34.871	163.2 Km/h
Best Race Lap:	2022	Somkiat CHANTRA	1'35.591	161.9 Km/h
All Time Lap Record:	2023	Manuel GONZALEZ	1'34.871	163.2 Km/h

The results are provisional until the end of the limit for protest and appeals.

Time limit for protest expires 60' after publication of the results - Time:

These data/results cannot be reproduced, stored and/or transmitted in whole or in part by any manner of electronic, mechanical, photocopying, recording, broadcasting or otherwise now known or herein after developed without the previous express consent by the copyright owner, except for reproduction in daily press and regular printed publications on sale to the public within 60 days of the event related to those data/results and always provided that copyright symbol appears together as follows below.

© DORNA, 2023

Official MotoGP Timing by TISSOT
 www.motogp.com

Lombok, Friday, October 13, 2023





PERTAMINA GRAND PRIX OF INDONESIA

Practice Nr. 1

Top Speed & Average

4



Rider	Nation	Motorcycle	Top 5 speeds					Average	Top
18 Manuel GONZALEZ	SPA	KALEX	260.8	260.2	260.2	259.6	259.6	260.1	260.8
15 Darryn BINDER	RSA	KALEX	260.2	258.9	257.7	257.7	257.7	258.3	260.2
17 Alex ESCRIG	SPA	FORWARD	259.6	258.9	258.9	257.7	257.7	258.4	259.6
24 Marcos RAMIREZ	SPA	KALEX	259.6	258.3	258.3	257.7	257.7	258.0	259.6
28 Izan GUEVARA	SPA	KALEX	259.6	258.9	258.3	258.3	258.3	258.7	259.6
40 Aron CANET	SPA	KALEX	259.6	257.1	257.1	256.5	256.5	257.1	259.6
79 Ai OGURA	JPN	KALEX	259.6	258.9	258.3	257.7	257.7	258.2	259.6
11 Sergio GARCIA	SPA	KALEX	258.9	257.7	257.7	257.7	257.7	257.9	258.9
14 Tony ARBOLINO	ITA	KALEX	258.9	258.9	258.9	258.3	258.3	258.5	258.9
21 Alonso LOPEZ	SPA	BOSCOSCURO	258.9	258.9	258.3	258.3	258.3	258.5	258.9
35 Somkiat CHANTRA	THA	KALEX	258.9	257.7	257.7	257.7	257.1	257.7	258.9
71 Dennis FOGGIA	ITA	KALEX	258.3	258.3	258.3	258.3	258.3	258.3	258.3
75 Albert ARENAS	SPA	KALEX	258.3	257.7	257.7	257.1	255.9	256.7	258.3
84 Zonta VD GOORBERGH	NED	KALEX	258.3	257.1	257.1	257.1	257.1	257.3	258.3
22 Sam LOWES	GBR	KALEX	257.7	257.7	257.7	257.7	257.1	257.6	257.7
67 Alberto SURRA	ITA	FORWARD	257.7	257.7	257.7	257.1	256.5	257.2	257.7
37 Pedro ACOSTA	SPA	KALEX	257.1	257.1				257.1	257.1
3 Lukas TULOVIC	GER	KALEX	256.5	256.5	255.9	255.3	255.3	255.7	256.5
5 Kohta NOZANE	JPN	KALEX	256.5	256.5	255.9	255.3	254.7	255.8	256.5
9 Mattia CASADEI	ITA	KALEX	256.5	256.5	256.5	255.9	255.3	256.0	256.5
12 Filip SALAC	CZE	KALEX	256.5	255.9	255.9	255.9	255.3	255.6	256.5
23 Taiga HADA	JPN	KALEX	256.5	256.5	255.9	255.9	255.3	255.8	256.5
54 Fermín ALDEGUER	SPA	BOSCOSCURO	256.5	255.9	255.9	255.9	255.3	255.7	256.5
96 Jake DIXON	GBR	KALEX	256.5	255.9	255.9	255.9	255.3	255.8	256.5
16 Joe ROBERTS	USA	KALEX	255.9	255.9	255.9	255.3	255.3	255.6	255.9
52 Jeremy ALCOBA	SPA	KALEX	255.9	255.9	255.9	255.3	255.3	255.5	255.9
7 Barry BALTUS	BEL	KALEX	254.7	254.1	254.1	254.1	252.9	253.8	254.7
43 Lorenzo BALDASSARRI	ITA	KALEX	254.1	253.5	253.5	253.5	252.9	253.3	254.1
33 Rory SKINNER	GBR	KALEX	253.5	252.9	252.3	252.3	252.3	252.6	253.5
64 Bo BENDSNEYDER	NED	KALEX	253.5	252.9	252.9	252.9	252.9	253.0	253.5

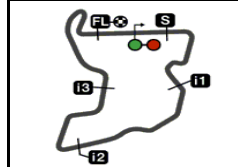
These data/results cannot be reproduced, stored and/or transmitted in whole or in part by any manner of electronic, mechanical, photocopying, recording, broadcasting or otherwise now known or herein after developed without the previous express consent by the copyright owner, except for reproduction in daily press and regular printed publications on sale to the public within 60 days of the event related to those data/results and always provided that copyright symbol appears together as follows below.

© DORNA, 2023

Official MotoGP Timing by TISSOT
www.motogp.com



Lombok, Friday, October 13, 2023



4301 m.

PERTAMINA GRAND PRIX OF INDONESIA

Practice Nr. 1

Chronological Analysis of Performances

5

* Lap / Sector time cancelled

T1 Time from finish line to 1st intermediate

T3 Time from 2nd intermed. to 3rd intermed.

P Crossing the finish line in pit lane

T2 Time from 1st intermed. to 2nd intermed.

T4 Time from 3rd intermediate to finish line

Lap	Lap Time	T1	T2	T3	T4	Speed	Lap	Lap Time	T1	T2	T3	T4	Speed
1st 18 Manuel GONZALEZ Correos Prepaq Yam SPA Runs=3 Total laps=20 Full laps=15 Valid laps=12							2	1'46.593	32.838	21.978	21.031	30.746	252.9
1	2'49.130	28.720	21.402	20.996	31.229		3	1'39.112	28.308	20.430	20.543	29.831	253.5
2	1'39.327	28.540	20.275	20.305	30.207	254.7	4	1'37.857 *	27.823	20.188	20.153	29.693*	254.1
3	1'38.201	27.997	19.762	20.209	30.233	258.9	5	1'42.649	27.807	20.128	20.078	34.636	252.9
4	1'37.693 *	27.643	20.105	19.860	30.085*	258.9	6	1'36.890	27.681	19.609	19.884	29.716	251.7
5	1'37.257 *	27.486	20.004	19.953	29.814*	258.9	7	1'38.407	27.645	19.953	20.786	30.023	254.1
6	1'36.205	27.309	19.602	19.682	29.612	258.3	8	1'36.437 *	27.387	19.708	19.692	29.650*	253.5
7	1'36.129	27.278	19.583	19.754	29.514	258.9	9	1'49.652 P	31.259	23.387*	22.525*	32.481	252.3
8	1'41.890 *	27.188	19.709	20.078	34.915*	260.2	10	11'23.032 P	27.278	20.487	20.258	30.781	
9	1'40.741 P	27.224	19.408*	19.839*	34.270	259.6	11	1'36.070	27.425	19.551	19.626	29.468	254.1
10	11'41.507 P	27.108	20.327*	19.993	29.944		12	1'35.954	27.357	19.495	19.717	29.385	256.5
11	1'36.503	27.387	19.376	19.666	30.074	255.9	13	1'44.961	27.354	19.728	19.636	38.243	255.9
12	1'35.855	27.296	19.407	19.642	29.510	258.3	14	1'42.671 P	29.651	21.578	21.074	30.368	255.3
13	1'36.000	27.419	19.469	19.647	29.465	260.8	15	9'33.084	29.522	20.972	20.233	37.356	
14	1'35.648	27.244	19.388	19.582	29.434	258.3	16	1'52.010 *	32.80*	27.427	20.557	31.217	199.2
15	1'53.179	36.642	21.118	22.052	33.367	256.5	17	1'35.567	27.173	19.550	19.554	29.290	255.3
16	1'35.438	27.109	19.521	19.528	29.280	259.6	18	1'35.260	27.128	19.226	19.474	29.432	255.9
17	1'41.166	27.720	19.890	22.297	31.259	260.2	19	1'39.676	27.528	20.144	21.319	30.685	255.9
18	1'34.871	27.010	19.226	19.486	29.149	257.1	4th 22 Sam LOWES Elf Marc VDS Racing GBR Runs=3 Total laps=22 Full laps=17 Valid laps=13						
19	1'49.607 P	27.370	21.953	26.560	33.724	254.7	1	2'08.443	30.521	22.682	21.775	33.934	
20	8'09.168	32.835	21.767	20.490	31.143		2	1'44.233	29.177	21.836	21.579	31.641	252.9
2nd 40 Aron CANET Pons Wegow Los40 SPA Runs=3 Total laps=17 Full laps=12 Valid laps=10							3	1'41.262	28.906	21.030	20.460	30.866	251.7
1	2'47.066	27.785	21.287	20.873	32.200		4	1'39.443	28.228	20.388	20.511	30.316	253.5
2	1'42.898	28.443	20.649	20.254	33.552	248.2	5	1'37.878 *	28.002	20.029	19.932	29.915*	255.3
3	1'37.520	27.924	19.806	19.794	29.996	256.5	6	1'37.361	27.740	19.880	19.879	29.862	255.9
4	1'43.071 *	27.687	19.653	23.502	32.229*	259.6	7	1'36.614	27.516	19.769	19.778	29.551	255.3
5	1'36.501 *	27.521	19.576	19.948	29.456*	255.3	8	1'42.235 *	31.124	20.648	20.069	30.394*	255.3
6	1'36.004	27.309	19.378	19.720	29.597	256.5	9	1'36.193 *	27.427	19.478	19.674	29.614*	254.7
7	1'43.025 P	27.355	19.669*	23.388	32.613	256.5	10	1'43.304 P	29.47*	21.877*	20.972*	30.980	255.3
8	18'20.279	33.214	19.975	20.074	29.984		11	10'37.235 P	28.748	20.236	20.084	30.266	
9	1'36.422	27.354	19.916	19.658	29.494	255.9	12	1'36.320	27.429	19.517	19.679	29.695	254.7
10	1'35.576	27.199	19.491	19.535	29.351	257.1	13	1'36.264	27.328	19.477	19.781	29.678	257.7
11	1'35.443	27.304	19.366	19.468	29.305	256.5	14	1'36.026	27.335	19.537	19.669	29.485	257.7
12	1'35.326	27.157	19.363	19.505	29.301	255.9	15	1'35.909	27.295	19.495	19.631	29.488	257.7
13	1'40.307 P	27.118	19.524	20.648	33.017	255.9	16	1'41.730 P	27.934	20.262	20.087	33.447	254.7
14	6'19.885	26.899	20.061	19.824	32.020		17	6'53.308	28.713	20.208	20.126	30.035	
15	1'35.542	27.263	19.532	19.449	29.298	255.3	18	1'35.793	27.369	19.320	19.539	29.565	252.9
16	1'35.231	27.137	19.497	19.464	29.133	255.9	19	1'38.591 *	27.74*	20.375	20.228	30.241	255.3
17	1'35.238	27.059	19.467	19.504	29.208	257.1	20	1'35.693	27.177	19.651	19.520	29.345	257.1
3rd 96 Jake DIXON Inde GASGAS Aspar GBR Runs=3 Total laps=19 Full laps=14 Valid laps=11							21	1'35.342	27.116	19.427	19.534	29.265	257.7
1	2'57.736	28.279	22.215	22.058	31.481		22	1'35.872	27.171	19.496	19.590	29.615	256.5

Fastest Lap: Manuel GONZALEZ Correos Prepaq Yam SPA 1'34.871 27.010 19.226 19.486 29.149

These data/results cannot be reproduced, stored and/or transmitted in whole or in part by any manner of electronic, mechanical, photocopying, recording, broadcasting or otherwise now known or herein after developed without the previous express consent by the copyright owner, except for reproduction in daily press and regular printed publications on sale to the public within 60 days of the event related to those data/results and always provided that copyright symbol appears together as follows below.
© DORNA, 2023

Practice Nr. 1

Moto2

Lap	Lap Time	T1	T2	T3	T4	Speed	Lap	Lap Time	T1	T2	T3	T4	Speed		
5th	79	Ai OGURA				IDEMITSU Honda Te	JPN	9	1'38.300	P	27.352	19.688	19.938	31.322	255.3
		Runs=3	Total laps=19	Full laps=14	Valid laps=10		10	11'58.786	P	28.800	20.850	20.198	30.438		
1	2'47.451	41.444	24.188	22.175	32.220		11	1'38.095		27.710	20.123	20.000	30.262	254.1	
2	1'40.868	29.018	20.666	20.456	30.728	254.7	12	1'37.564		27.457	19.684	19.710	30.713	257.1	
3	1'41.104	28.304	20.306	20.349	32.145	257.1	13	1'36.877		27.615	19.834	19.726	29.702	255.3	
4	1'39.061	*	27.722	20.443	20.432	30.464*	257.7	14	1'37.131		27.488	19.860	19.823	29.960	253.5
5	1'37.909	*	27.654	19.970	20.106	30.179*	257.1	15	1'36.855		27.390	19.628	19.903	29.934	255.9
6	1'37.237		27.409	20.020	19.966	29.842	257.7	16	1'37.315	*	27.259	20.472*	19.837	29.747	254.7
7	1'36.851		27.225	19.800	19.906	29.920	259.6	17	1'39.322		27.228	19.721	19.664	32.709	254.7
8	1'37.046	*	27.246	19.656	20.181	29.963*	258.3	18	1'36.713		27.183	19.786	19.876	29.868	254.7
9	1'48.728	P	27.285	19.781	24.529*	37.133	258.9	19	1'36.435		27.221	19.722	19.778	29.714	255.9
10	14'17.084	P	32.609	21.431	20.900	30.719	20	1'45.350	*	27.412	22.072*	23.534	32.332	255.9	
11	1'36.918		27.496	19.878	19.807	29.737	255.9	21	1'37.899	*	27.55*	20.411	20.046	29.891	255.9
12	1'35.888		27.145	19.571	19.733	29.439	255.9	22	1'35.744		27.056	19.614	19.632	29.442	257.7
13	1'36.369		27.071	19.668	19.685	29.945	257.7	23	1'35.438		27.122	19.489	19.573	29.254	257.7
14	1'46.690	P	27.152	19.758*	23.976	35.804	256.5	24	1'44.240		31.581	21.733	20.162	30.764	258.3
15	6'47.865		38.121	20.368	21.076	30.152									
16	1'38.486	*	27.93*	20.373	20.065	30.118	256.5								
17	1'35.692		27.132	19.651	19.533	29.376	256.5								
18	1'35.790		27.083	19.627	19.569	29.511	257.1								
19	1'35.384		26.991	19.491	19.614	29.288	257.7								
6th	35	Somkiat CHANTRA				IDEMITSU Honda Te	THA								
		Runs=3	Total laps=21	Full laps=16	Valid laps=11										
1	2'46.857	27.993	22.065	21.261	32.328										
2	1'40.628	28.319	20.663	20.420	31.226	254.7									
3	1'39.042	28.356	20.289	20.150	30.247	255.3									
4	1'37.733	*	27.655	20.114	19.804	30.160*	255.9								
5	1'38.377	*	27.873	19.816	20.398	30.290*	257.7								
6	1'37.171		27.644	19.763	19.772	29.992	258.9								
7	1'37.417		27.418	19.618	20.232	30.149	256.5								
8	1'36.745	*	27.385	19.609	19.942	29.809*	255.9								
9	1'39.826	P	27.428	19.615	19.993	32.790	256.5								
10	11'24.890	P	28.149	21.256*	20.630*	30.291									
11	1'36.755		27.417	19.829	19.917	29.592	255.9								
12	1'37.116		27.471	20.063	19.858	29.724	257.7								
13	1'36.398	*	27.260	19.806*	19.685	29.647	256.5								
14	1'35.544	P	27.201	19.538	19.807	28.998	256.5								
15	7'07.966		28.341	21.147	24.830	30.306									
16	1'39.620		27.371	19.729	19.699	32.821	255.3								
17	1'35.915		27.242	19.425	19.586	29.662	255.9								
18	1'37.990	*	27.73*	20.430	20.022	29.803	256.5								
19	1'35.770		27.006	19.783	19.641	29.340	257.1								
20	1'35.412		26.982	19.526	19.582	29.322	257.7								
21	1'44.287		31.600	21.606	20.335	30.746	257.1								
7th	75	Albert ARENAS				Red Bull KTM Ajo	SPA								
		Runs=2	Total laps=24	Full laps=21	Valid laps=16										
1	2'33.525	30.972	22.942	22.320	32.614										
2	1'43.537	30.028	21.328	20.952	31.229	251.7									
3	1'40.801	28.597	20.876	20.552	30.776	253.5									
4	1'39.710	28.026	20.274	20.371	31.039	255.9									
5	1'39.403	*	28.019	20.393	20.263	30.728*	253.5								
6	1'37.728		27.527	19.963	19.966	30.272	255.3								
7	1'37.717		27.629	20.025	20.040	30.023	253.5								
8	1'37.196	*	27.351	19.867	19.849	30.129*	255.3								
8th	54	Fermín ALDEGUER				Beta Tools SpeedUp	SPA								
		Runs=3	Total laps=22	Full laps=17	Valid laps=15										
1	1'56.412		28.641	22.720	21.224	31.241									
2	1'39.978		29.001	20.339	20.447	30.191	252.3								
3	1'39.339		28.449	20.546	20.201	30.143	253.5								
4	1'37.880		28.104	20.064	20.015	29.697	254.1								
5	1'37.170	*	27.661	19.774	19.795	29.940*	254.1								
6	1'36.654		27.536	19.749	19.819	29.550	254.1								
7	1'44.528		27.474	19.594	19.856	37.604	252.9								
8	1'36.406		27.488	19.477	19.686	29.755	254.7								
9	1'35.987		27.336	19.405	19.673	29.573	254.7								
10	1'42.764	P	27.34*	22.424*	21.664*	31.334	254.7								
11	11'06.947	P	26.469	20.590	20.122	29.835									
12	1'36.184		27.392	19.465	19.761	29.566	255.3								
13	1'38.340		27.426	19.516	21.072	30.326	255.9								
14	1'35.708		27.219	19.254	19.655	29.580	255.9								
15	1'36.785		27.278	19.269	19.670	30.568	256.5								
16	1'36.473	P	27.243	19.239	19.693	30.298	255.3								
17	5'58.446		30.628	20.656	20.166	29.844									
18	1'36.269		27.418	19.409	19.717	29.725	254.7								
19	1'43.767		27.360	19.303	24.182	32.922	255.3								
20	1'38.030	*	27.274	21.452*	19.758	29.546	255.9								
21	1'35.447		27.170	19.287	19.601	29.389	255.3								
22	1'36.055		27.353	19.085	19.637	29.980	254.7								
9th	71	Dennis FOGGIA				Italtrans Racing Team	ITA								
		Runs=3	Total laps=22	Full laps=17	Valid laps=12										
1	2'44.517		31.358	22.397	21.829	32.534									
2	1'41.432		28.951	20.525	20.872	31.084	247.1								
3	1'39.374		28.242	20.382	20.431	30.319	248.2								
4	1'38.676	*	27.992	20.190	20.173	30.321*	258.3								
5	1'38.196	*	27.760	19.964	20.355	30.117*	257.1								
6	1'37.772		27.733	19.906	20.075	30.058	257.7								
7	1'37.688		27.475	19.766	20.104	30.343	257.1								
8	1'36.907	*	27.577	19.769	19.835	29.726*	255.3								
9	1'40.738	P	27.315	19.670	19.891	33.862	256.5								
10	11'43.403	P	35.122	20.537*	20.232	29.936									
11	1'37.166	*	27.376	19.876*	19.917	29.997	258.3								
12	1'36.818		27.339	19.861	19.956	29.662	256.5								

Fastest Lap: Manuel GONZALEZ Correos Prepaq Yam SPA **1'34.871** 27.010 19.226 19.486 29.149

These data/results cannot be reproduced, stored and/or transmitted in whole or in part by any manner of electronic, mechanical, photocopying, recording, broadcasting or otherwise now known or herein after developed without the previous express consent by the copyright owner, except for reproduction in daily press and regular printed publications on sale to the public within 60 days of the event related to those data/results and always provided that copyright symbol appears together as follows below.
© DORNA, 2023

Practice Nr. 1

Moto2

Lap	Lap Time	T1	T2	T3	T4	Speed	Lap	Lap Time	T1	T2	T3	T4	Speed
13	1'36.768	27.306	19.841	19.784	29.837	258.3	19	1'35.846	27.282	19.482	19.668	29.414	254.7
14	1'36.384	27.224	19.695	19.744	29.721	258.3	12th 12 Filip SALAC QJMOTOR Gresini M CZE Runs=3 Total laps=22 Full laps=17 Valid laps=13						
15	1'48.527	27.297	22.658	22.141	36.431	257.7	1	2'44.723	32.441	22.961	21.122	31.561	
16	1'37.416	27.178	19.600	21.160	29.478	258.3	2	1'41.066	28.890	20.552	20.740	30.884	243.7
17	1'41.100 P	27.168	19.852	21.419	32.661	257.7	3	1'38.840	28.024	20.245	20.300	30.271	254.1
18	4'34.486	38.418	20.314	21.078	30.197		4	1'37.706 *	27.878	19.805	20.136	29.887*	254.7
19	1'38.777 *	27.83*	20.628	20.073	30.240	256.5	5	1'36.833 P	27.573	19.793	19.998	29.469	255.3
20	1'35.608	27.079	19.476	19.585	29.468	258.3	6	6'15.936 *	28.449	21.028	20.740	32.940*	
21	1'35.515	26.980	19.464	19.623	29.448	258.3	7	1'45.993 P	31.10*	22.569*	21.710*	30.614	212.1
22	1'36.089	26.997	19.545	19.676	29.871	256.5	8	9'22.344 P	26.964	21.090	20.375	30.599*	
10th 14 Tony ARBOLINO Elf Marc VDS Racing ITA Runs=3 Total laps=22 Full laps=17 Valid laps=11							9	1'37.673	27.769	20.020	19.991	29.893	252.3
1	2'49.155	27.114	21.256	21.058	31.616		10	1'36.645	27.342	19.829	19.847	29.627	253.5
2	1'39.667	28.404	20.269	20.592	30.402	257.7	11	1'36.678	27.441	19.699	19.762	29.776	252.9
3	1'38.546	27.989	20.066	20.273	30.218	258.3	12	1'36.593	27.470	19.645	19.751	29.727	254.1
4	1'37.337 *	27.690	19.764	20.090	29.793*	258.3	13	1'39.586 *	27.370	19.768*	21.177	31.271	255.3
5	1'37.384 *	27.618	19.722	20.208	29.836*	258.9	14	1'36.206	27.356	19.616	19.774	29.460	254.7
6	1'37.260	27.573	19.895	19.990	29.802	258.3	15	1'40.298	27.301	21.920	20.523	30.554	255.9
7	1'38.233	27.336	20.047	20.481	30.369	258.3	16	1'46.068 *	27.181	23.682*	24.212	30.993	255.3
8	1'36.674 *	27.462	19.593	19.970	29.649*	257.7	17	1'47.184	27.215	28.547	20.609	30.813	255.3
9	1'39.958 P	27.411	19.574	19.998	32.975	256.5	18	1'39.039 *	27.173	19.726*	21.326	30.814	254.1
10	11'20.336 P	26.709	20.367*	20.375*	29.877		19	1'40.040	27.276	20.253	22.302	30.209	255.9
11	1'37.124	27.560	19.851	19.801	29.912	257.7	20	1'39.187	27.643	21.092	20.474	29.978	255.3
12	1'38.104 *	27.484	19.919*	20.019	30.682	258.3	21	1'35.911	27.170	19.589	19.737	29.415	256.5
13	1'36.587	27.333	19.632	19.839	29.783	258.9	22	1'35.997	27.099	19.652	19.710	29.536	255.9
14	1'38.553 P	27.360	19.860	22.193	29.140	258.3	13th 5 Kohta NOZANE Correos Prepaqo Yam JPN Runs=3 Total laps=21 Full laps=16 Valid laps=14						
15	5'28.550	32.023	20.347	20.584	38.841		1	1'53.936	30.027	22.468	21.652	32.086	
16	1'36.338	27.367	19.811	19.808	29.352	256.5	2	1'42.208	29.491	21.259	20.604	30.854	246.0
17	1'35.892	27.264	19.528	19.680	29.420	257.7	3	1'40.916	28.581	21.100	20.457	30.778	250.5
18	1'47.278	34.388	21.288	20.143	31.459	258.3	4	1'39.133	28.044	20.528	20.180	30.381	251.7
19	1'38.764 *	27.69*	20.396	20.083	30.594	255.3	5	1'40.160 *	28.003	20.355	20.866	30.936*	252.9
20	1'35.638	27.070	19.601	19.596	29.371	258.9	6	1'38.500	27.868	20.374	20.060	30.198	253.5
21	1'36.053	27.202	19.419	19.828	29.604	257.1	7	1'38.265	27.823	20.293	20.129	30.020	251.7
22	1'39.070 *	27.303	19.994*	21.268	30.505	258.3	8	1'37.398	27.553	20.176	19.821	29.848	253.5
11th 16 Joe ROBERTS Italtrans Racing Team USA Runs=3 Total laps=19 Full laps=14 Valid laps=10							9	1'40.266	27.635	20.548	21.835	30.248	252.3
1	2'44.104	31.297	22.436	21.760	32.371		10	1'42.530 P	29.46*	21.734*	20.634*	30.701	251.7
2	1'41.471	29.172	20.559	20.777	30.963	248.2	11	11'31.396 P	28.770	20.908	20.263	30.541	
3	1'44.788	32.919	20.668	20.492	30.709	252.3	12	1'37.895	27.639	20.525	19.821	29.910	253.5
4	1'39.297 *	28.430	19.956	20.203	30.708*	254.1	13	1'38.305	28.358	20.153	19.888	29.906	255.3
5	1'38.140 *	27.954	19.827	20.275	30.084*	253.5	14	1'38.688	27.621	20.131	19.888	31.048	252.3
6	1'37.267	27.700	19.584	19.937	30.046	255.9	15	1'36.617	27.420	19.998	19.638	29.561	254.7
7	1'36.954	27.651	19.387	20.067	29.849	252.9	16	1'41.591 P	28.669	20.475	21.677	30.770	254.1
8	1'37.201 *	27.634	19.483	19.965	30.119*	254.7	17	7'30.985	32.057	20.965	20.645	31.615	
9	1'47.082 P	28.532	19.847	22.313*	36.390	255.3	18	1'37.715 *	27.49*	20.260	20.029	29.931	254.1
10	16'09.535 P	30.590	20.334	20.354	30.299		19	1'35.926	27.146	19.843	19.568	29.369	256.5
11	1'37.324	27.839	19.648	19.925	29.912	254.1	20	1'48.573	36.037	20.314	22.336	29.886	256.5
12	1'36.375	27.547	19.428	19.739	29.661	255.3	21	1'36.174	27.201	19.768	19.726	29.479	255.9
13	1'40.978 P	28.653	19.898	20.700	31.727	255.9	14th 64 Bo BENDSNEYDER Pertamina Mandalika NED Runs=2 Total laps=24 Full laps=21 Valid laps=19						
14	5'23.353	33.489	20.859	21.108	30.150		1	2'26.330	29.184	23.213	23.216	32.378	
15	1'38.233	27.659	19.520	19.847	31.207	254.1	2	1'43.270	29.487	21.437	21.097	31.249	250.0
16	1'37.692 *	28.23*	19.544	20.045	29.864	255.9	3	1'41.070	28.564	21.017	20.614	30.875	252.9
17	1'35.991	27.398	19.282	19.762	29.549	255.3							
18	1'36.042	27.381	19.209	19.779	29.673	254.7							

Fastest Lap: Manuel GONZALEZ Correos Prepaqo Yam SPA **1'34.871** 27.010 19.226 19.486 29.149

These data/results cannot be reproduced, stored and/or transmitted in whole or in part by any manner of electronic, mechanical, photocopying, recording, broadcasting or otherwise now known or herein after developed without the previous express consent by the copyright owner, except for reproduction in daily press and regular printed publications on sale to the public within 60 days of the event related to those data/results and always provided that copyright symbol appears together as follows below.
© DORNA, 2023

Practice Nr. 1

Moto2

Lap	Lap Time	T1	T2	T3	T4	Speed	Lap	Lap Time	T1	T2	T3	T4	Speed
4	1'41.315	28.563	21.028	21.121	30.603	248.2	7	1'37.832 *	28.014	19.838 *	20.009	29.971	255.3
5	1'41.277	28.144	20.591	20.914	31.628	252.3	8	1'37.026 *	27.582	19.696 *	19.930	29.818 *	255.3
6	1'38.984	27.941	20.211	20.212	30.620	251.1	9	1'39.324 P	28.084	19.601	19.801	31.838	255.9
7	1'38.910	27.834	20.345	20.246	30.485	252.3	10	11'01.482 P	26.959	20.476	20.162 *	30.196	
8	1'38.362 *	27.737	20.041	20.058	30.526 *	251.7	11	1'37.225	27.688	19.907	19.856	29.774	253.5
9	1'42.173 P	29.713	20.263	20.022	32.175	249.4	12	1'37.531	27.899	19.799	19.913	29.920	255.9
10	11'43.029 P	27.332	21.264 *	20.326	30.479		13	1'36.872	27.480	19.654	19.796	29.942	254.7
11	1'38.121	27.762	20.128	19.980	30.251	251.1	14	1'36.330	27.459	19.608	19.754	29.509	255.3
12	1'37.454	27.613	20.122	19.864	29.855	252.3	15	1'36.550	27.433	19.877	19.710	29.530	255.3
13	1'37.459	27.743	19.865	19.903	29.948	252.9	16	1'36.721	27.396	19.903	19.771	29.651	254.7
14	1'37.010	27.548	19.858	19.765	29.839	251.7	17	1'36.619	27.402	19.579	19.692	29.946	255.3
15	1'43.470	27.481	20.558	24.719	30.712	252.9	18	1'36.138	27.343	19.516	19.694	29.585	254.7
16	1'36.835	27.387	19.896	19.795	29.757	251.1	19	1'36.329	27.462	19.744	19.687	29.436	254.7
17	1'36.559	27.455	19.694	19.705	29.705	251.1	20	1'36.629	27.354	19.804	19.760	29.711	254.7
18	1'51.273	30.853	24.675	24.439	31.306	251.1	21	1'39.814 *	27.357	19.744 *	19.772	32.941	254.1
19	1'39.778	27.388	19.844	19.691	32.855	252.3	22	1'39.380 *	27.804	19.684 *	19.787	32.105	254.1
20	1'40.911	27.406	19.714	22.372	31.419	252.9	23	1'38.036 *	27.322	19.614 *	19.895	31.205	255.3
21	1'39.836 *	27.70 *	20.397	20.400	31.333	250.5							
22	1'35.945	27.225	19.612	19.609	29.499	253.5							
23	1'41.356	27.265	19.643	24.589	29.859	252.9							
24	1'36.823	27.207	19.577	19.573	30.466	250.0							

15th 11 Sergio GARCIA Pons Wegow Los40 SPA

Runs=2 Total laps=23 Full laps=20 Valid laps=15

1	2'26.943	28.204	22.131	21.928	31.895	
2	1'45.964	29.053	21.195	23.903	31.813	255.9
3	1'41.277	28.461	20.942	20.974	30.900	255.9
4	1'39.737	28.179	20.577	20.469	30.512	255.9
5	1'38.588 *	27.825	20.267	20.156	30.340 *	257.7
6	1'38.861	28.015	20.172	20.279	30.395	258.9
7	1'38.434	27.761	20.188	20.288	30.197	257.7
8	1'38.600 *	27.786	20.440	20.150	30.224 *	257.7
9	1'40.348 P	27.743	19.809	20.110	32.686	257.1
10	12'35.564 P	27.626	21.061	20.411	30.392	
11	1'38.092 *	27.894	20.202 *	19.966	30.030	255.3
12	1'42.376 *	27.752	20.173 *	20.025	34.426	255.3
13	1'37.433	27.617	19.812	19.992	30.012	256.5
14	1'37.218 *	27.517	19.853 *	19.889	29.959	256.5
15	1'36.758	27.369	19.518	20.105	29.766	255.9
16	1'36.713	27.290	19.610	19.825	29.988	256.5
17	1'41.637	27.317	19.659	19.893	34.768	257.1
18	1'36.198	27.236	19.537	19.812	29.613	256.5
19	1'43.628	27.253	19.637	19.811	36.927	257.7
20	1'46.331	27.339	19.702	20.955	38.335	255.3
21	1'37.066	27.297	20.112	19.800	29.857	256.5
22	1'36.005	27.160	19.452	19.691	29.702	255.9
23	1'36.248	27.124	19.535	19.744	29.845	257.1

16th 52 Jeremy ALCOBA QJMOTOR Gresini M SPA

Runs=2 Total laps=23 Full laps=20 Valid laps=13

1	2'37.397	33.627	22.669	21.740	31.733	
2	1'41.544	28.682	20.795	20.410	31.657	251.1
3	1'39.003	28.442	20.116	20.310	30.135	253.5
4	1'38.945	28.061	20.286	20.156	30.442	255.9
5	1'38.740 *	27.948	20.216 *	20.127	30.449 *	254.1
6	1'39.924 *	27.746	19.938 *	19.965	32.275	254.1

17th 84 Zonta VD GOORBE Fieten Olie Racing GP NED

Runs=2 Total laps=20 Full laps=17 Valid laps=13

1	2'18.716	28.502	22.589	21.874	32.936	
2	1'42.057	28.758	21.486	20.684	31.129	250.0
3	1'39.690	27.822	20.580	20.217	31.071	255.3
4	1'40.055	28.054	20.790	20.281	30.930	256.5
5	1'38.920 *	27.775	20.497	20.064	30.584 *	256.5
6	1'39.104	27.592	20.285	20.086	31.141	255.9
7	1'37.488	27.469	19.883	19.930	30.206	255.9
8	1'38.883 *	27.471	19.916 *	20.052	31.444 *	258.3
9	1'40.061 P	27.341	19.774	20.450	32.496	257.1
10	11'24.788 P	27.793	20.629	20.055 *	30.681	
11	1'37.564	27.645	20.049	19.853	30.017	255.3
12	1'37.132	27.591	19.958	19.889	29.694	255.9
13	1'36.245	27.170	19.791	19.702	29.582	256.5
14	1'36.146 *	27.089	19.806 *	19.710	29.541	255.9
15	1'49.596	27.173	19.705	26.032	36.686	256.5
16	1'39.212	27.342	20.073	20.254	31.543	257.1
17	1'39.108 *	27.216	19.917 *	20.813	31.162	257.1
18	1'36.169	27.169	19.541	19.745	29.714	255.3
19	1'46.564	34.293	21.458	20.465	30.348	256.5
20	1'37.971	27.079	19.458	19.792	31.642	257.1

18th 17 Alex ESCRIG Forward Team SPA

Runs=2 Total laps=21 Full laps=17 Valid laps=10

1	2'05.860	30.218	23.716	23.230	33.792	
2	1'47.933 *	31.035	22.318 *	22.173	32.407	249.4
3	1'45.011	29.492	21.280	21.823	32.416	255.9
4	1'43.405	29.994	21.219	20.971	31.221	256.5
5	1'41.942 *	28.870	20.958	20.790	31.324 *	257.7
6	1'42.392 *	28.859	21.003 *	21.080	31.450	257.1
7	1'42.101	28.641	20.975	21.126	31.359	255.9
8	1'41.536 *	28.675	20.763	20.582	31.516 *	254.7
9	1'42.572 P	28.726	20.617	20.376	32.853	257.1
10	15'12.223 P	31.418	21.836	22.430	32.162	
11	1'39.575	28.259	20.458	20.143	30.715	257.1
12	1'38.656	28.002	20.174	20.104	30.376	258.9
13	1'38.167	27.877	20.199	19.986	30.105	256.5

Fastest Lap: Manuel GONZALEZ Correos Prepaq Yam SPA 1'34.871 27.010 19.226 19.486 29.149

These data/results cannot be reproduced, stored and/or transmitted in whole or in part by any manner of electronic, mechanical, photocopying, recording, broadcasting or otherwise now known or herein after developed without the previous express consent by the copyright owner, except for reproduction in daily press and regular printed publications on sale to the public within 60 days of the event related to those data/results and always provided that copyright symbol appears together as follows below.
© DORNA, 2023

Practice Nr. 1

Moto2

Lap	Lap Time	T1	T2	T3	T4	Speed	Lap	Lap Time	T1	T2	T3	T4	Speed
14	1'38.009 *	27.679	20.196*	19.980	30.154	257.1	2	1'40.213	28.550	20.707	20.284	30.672	255.9
15	1'37.727	27.655	20.035	19.893	30.144	256.5	3	1'39.126	28.061	20.473	20.167	30.425	257.7
16	1'39.570	27.841	20.523	20.633	30.573	256.5	4	1'38.333	27.766	20.430	19.946	30.191	255.3
17	1'37.486 *	27.691	19.943*	19.755	30.097	257.7	5	1'38.083 *	27.654	20.155	20.048	30.226*	255.9
18	1'37.275	27.580	19.714	19.809	30.172	258.9	6	1'37.860	27.591	20.113	20.114	30.042	255.3
19	1'42.205 *	30.51*	20.094	20.253	31.342	257.1	7	1'41.212 *	27.867	20.214*	19.995	33.136	255.3
20	1'36.363	27.443	19.714	19.587	29.619	257.7	8	1'37.450	27.602	19.946	19.866	30.036	254.7
21	1'51.400 P	27.221	19.430	25.969	38.780	259.6	9	1'40.162 P	27.529	22.789	20.169	29.675	255.3

19th 21 Alonso LOPEZ

Beta Tools SpeedUp SPA
Runs=2 Total laps=20 Full laps=17 Valid laps=14

1	1'50.571	28.284	22.479	22.032	32.275	
2	1'42.044	28.972	21.044	20.923	31.105	252.9
3	1'40.270	28.449	20.546	20.489	30.786	255.3
4	1'39.384	27.973	20.212	20.798	30.401	256.5
5	1'38.810 *	28.128	20.157	20.231	30.294*	256.5
6	1'37.806	27.842	19.962	20.061	29.941	258.9
7	1'37.083	27.656	19.699	19.871	29.857	257.1
unfinished	29.067	22.694	21.382		257.1	
8	1'39.999	28.435	20.892	20.361	30.311	
9	1'40.053	27.937	19.855	21.320	30.941	256.5
10	1'43.696 *	27.545	19.552*	25.145	31.454	257.7
11	1'37.072	27.424	19.887	19.924	29.837	258.3
12	1'36.714 *	27.530	19.635*	19.968	29.581	257.7
13	1'43.273 *	27.635	22.559*	22.024	31.055	256.5
14	1'36.521	27.400	19.479	19.983	29.659	257.1
15	1'46.267	29.650	21.356	21.563	33.698	255.3
16	1'36.809	27.590	19.517	20.010	29.692	258.3
17	1'36.548	27.544	19.450	19.865	29.689	257.7
18	1'44.564	33.637	21.365	20.156	29.406	254.7
19	1'35.885 *	27.290	19.419*	19.944	29.232	258.9
20	1'36.230 *	27.358	19.444*	19.961	29.467	258.3

20th 28 Izan GUEVARA

Inde GASGAS Aspar SPA
Runs=3 Total laps=17 Full laps=12 Valid laps=9

1	2'57.581	28.346	22.375	24.583	32.907	
2	1'43.907	29.891	21.663	21.142	31.211	255.3
3	1'40.672	28.160	20.887	21.045	30.580	256.5
4	1'41.380 *	27.959	20.498	22.680	30.243*	257.1
5	1'38.416	27.741	20.295	20.268	30.112	258.3
6	1'37.591	27.572	20.115	20.009	29.895	257.1
7	1'38.146	27.708	20.155	20.286	29.997	255.9
8	1'37.862 *	27.488	20.086	20.146	30.142*	257.7
9	1'46.009 P	28.864	22.463*	22.499*	32.183	257.7
10	1'27.094 P	27.437	20.784	20.397	30.915	
11	1'38.062	27.519	20.181	20.234	30.128	259.6
12	1'37.083	27.391	19.966	19.935	29.791	258.3
13	1'36.787	27.327	19.922	19.813	29.725	258.9
14	1'40.113 P	27.434	20.207	22.232	30.240	258.3
15	1'57.423	27.240	20.725	20.191	30.099	
16	1'38.315 *	27.372	20.017*	20.549	30.377	257.1
17	1'36.562	27.335	19.892	19.732	29.603	257.1

21st 67 Alberto SURRA

Forward Team ITA
Runs=3 Total laps=15 Full laps=12 Valid laps=11

1	1'57.267	28.625	22.881	21.223	31.738	
---	----------	--------	--------	--------	--------	--

unfinished	25.703					
10	1'46.934	35.696	20.230	20.113	30.895	
11	1'36.963	27.480	19.820	19.784	29.879	256.5
12	1'40.904 *	29.91*	20.953	20.103	29.937	257.1
13	1'36.575	27.324	19.845	19.733	29.673	256.5
14	1'37.018	27.308	19.910	20.025	29.775	257.7
15	1'54.228			21.297	30.790	257.7

22nd 15 Darryn BINDER

Liqui Moly Husqvarna RSA
Runs=3 Total laps=21 Full laps=16 Valid laps=12

1	2'04.039	30.223	22.561	21.677	32.651	
2	1'42.587	28.970	21.423	20.874	31.320	253.5
3	1'40.423	28.072	20.698	20.643	31.010	255.3
4	1'40.365	28.442	20.579	20.563	30.781	255.9
5	1'39.098 *	27.919	20.355	20.260	30.564*	255.9
6	1'38.645	27.741	20.487	20.278	30.139	255.9
7	1'41.182	27.664	20.206	20.350	32.962	255.9
8	1'37.972 *	27.663	19.930	20.121	30.258*	257.7
9	1'37.409	27.522	19.959	19.991	29.937	257.7
10	1'47.291 P	30.21*	22.778*	22.205*	32.095	226.8
11	1'20.821 P	30.431	20.907	23.118	30.492	
12	1'37.808	27.944	20.047	20.035	29.782	257.7
13	1'37.047	27.379	19.908	19.989	29.771	260.2
14	1'37.072 *	27.406	19.871*	19.999	29.796	258.9
15	1'37.239 P	27.450	19.846	20.202	29.741	257.1
16	1'01.642	27.182	20.698	20.380	30.189	
17	1'37.382	27.576	19.900	20.076	29.830	255.9
18	1'37.346 *	27.68*	19.974*	20.007	29.685	255.9
19	1'36.913	27.529	19.787	19.923	29.674	257.7
20	1'36.827	27.293	19.840	19.836	29.858	257.1
21	1'36.662	27.281	19.838	19.851	29.692	257.1

23rd 24 Marcos RAMIREZ

OnlyFans American R SPA
Runs=2 Total laps=25 Full laps=22 Valid laps=19

1	2'03.929	32.932	25.368	23.105	34.343	
2	1'44.947	29.892	21.668	21.315	32.072	237.3
3	1'41.098	28.665	20.754	20.967	30.712	254.1
4	1'39.221	28.068	20.392	20.369	30.392	252.9
5	1'39.522 *	28.455	20.319	20.134	30.614*	255.9
6	1'38.496	27.896	20.172	20.230	30.198	255.3
7	1'37.717	27.657	20.103	19.994	29.963	254.1
8	1'37.845 *	27.510	19.784	20.437	30.114*	255.3
9	1'37.500	27.684	19.804	20.052	29.960	255.3
10	1'45.359 P	30.24*	21.717*	21.138*	32.263	252.3
11	1'01.477 P	33.137	22.788	22.134*	32.688	
12	1'41.126	28.917	20.841	20.745	30.623	242.6
13	1'40.243	28.167	20.446	21.060	30.570	255.9
14	1'38.071	27.740	20.146	19.939	30.246	257.1

Fastest Lap: Manuel GONZALEZ Correos Prepaq Yam SPA 1'34.871 27.010 19.226 19.486 29.149

These data/results cannot be reproduced, stored and/or transmitted in whole or in part by any manner of electronic, mechanical, photocopying, recording, broadcasting or otherwise now known or herein after developed without the previous express consent by the copyright owner, except for reproduction in daily press and regular printed publications on sale to the public within 60 days of the event related to those data/results and always provided that copyright symbol appears together as follows below.
© DORNA, 2023

Practice Nr. 1

Moto2

Lap	Lap Time	T1	T2	T3	T4	Speed	Lap	Lap Time	T1	T2	T3	T4	Speed
15	1'37.334	27.511	19.895	19.906	30.022	257.7	17	1'36.812	27.571	19.713	19.828	29.700	251.1
16	1'39.430	27.798	20.575	21.022	30.035	259.6	18	1'44.393 *	27.546	19.736*	19.949	37.162	252.3
17	1'38.164	27.901	19.938	19.995	30.330	257.7	19	1'43.049 P	27.847	20.017	23.840	31.345	254.1
18	1'37.372	27.552	19.875	20.021	29.924	257.1	20	4'27.956	27.669	20.055	19.912	29.830	
19	1'37.015	27.513	19.672	20.002	29.828	257.7	21	1'41.181	27.635	19.936	21.103	32.507	251.7
20	1'43.024	27.548	21.249	23.563	30.664	257.7	22	1'37.156	27.495	19.687	20.140	29.834	252.3
21	1'37.549	27.656	19.780	20.010	30.103	257.7	23	1'37.155 *	27.501	19.913*	19.869	29.872	252.9
22	1'37.281	27.539	19.766	19.981	29.995	258.3	26th 43 Lorenzo BALDASS Fantic Racing ITA Runs=3 Total laps=18 Full laps=13 Valid laps=10						
23	1'43.460 *	28.612	23.432*	21.420	29.996	257.1	1	2'24.821	28.701	22.776	21.923	32.021	
24	1'36.938	27.545	19.750	19.817	29.826	257.7	2	1'42.812	29.468	21.286	21.024	31.034	247.1
25	1'36.718	27.455	19.710	19.912	29.641	258.3	3	1'41.347	28.802	20.978	20.759	30.808	249.4
24th 33 Rory SKINNER OnlyFans American R GBR Runs=2 Total laps=23 Full laps=19 Valid laps=16						4	1'41.316	28.707	20.915	20.742	30.952	250.0	
1	2'04.644	29.907	22.849	22.589	33.304		5	1'40.566 *	28.661	20.624	20.568	30.713*	249.4
2	1'44.798	29.905	21.268	21.356	32.269	240.5	6	1'47.807 P	31.411	21.266	21.807	33.323	250.0
3	1'41.925	29.030	21.000	20.830	31.065	250.0	7	16'17.115 *	29.378	22.172*	21.314*	30.771	
4	1'42.929	28.604	20.594	20.454	33.277	249.4	8	1'39.577	28.499	20.271	20.635	30.172	250.5
5	1'40.236 *	28.602	20.537	20.305	30.792*	251.1	9	1'38.693	28.074	20.080	20.246	30.293	252.9
6	1'39.479	28.237	20.284	20.360	30.598	251.1	10	1'42.030	27.891	19.993	20.362	33.784	252.9
7	1'39.441	28.316	20.440	20.244	30.441	251.7	11	1'37.903	27.863	19.818	20.168	30.054	253.5
8	1'39.493 *	28.036	20.157	20.925	30.375*	251.7	12	1'44.188	27.833	19.843	20.135	36.377	253.5
9	1'40.950 *	28.736	20.119	20.464	31.631*	252.3	13	1'40.055 P	27.909	20.028	20.123	31.995	250.0
10	1'43.067 P	29.20*	20.398*	21.159*	32.308	227.8	14	6'15.455	32.409	21.024	21.191	34.496	
11	9'53.320 P	29.092	21.648*	22.152*	30.935		15	1'37.085 *	27.767	19.544*	20.006	29.768	253.5
12	1'39.241	28.344	20.338	20.158	30.401	250.5	16	1'44.216	33.062	21.307	20.151	29.696	252.3
13	1'38.344	27.828	20.129	20.178	30.209	251.7	17	1'36.922 *	27.560	19.658*	19.900	29.804	254.1
14	1'37.988	27.812	20.012	20.071	30.093	251.7	18	1'37.081	27.594	19.819	19.958	29.710	252.9
15	1'37.860	27.602	20.047	20.130	30.081	251.7	27th 9 Mattia CASADEI Fantic Racing ITA Runs=2 Total laps=21 Full laps=17 Valid laps=9						
16	1'37.861	27.824	20.099	19.904	30.034	251.7	1	2'25.105	28.644	22.694	21.940	32.119	
17	1'37.278	27.614	19.818	19.887	29.959	252.3	2	1'42.649	29.478	21.072	21.143	30.956	251.1
18	1'37.394	27.649	19.817	19.958	29.970	252.3	3	1'42.350	28.775	21.020	20.743	31.812	251.1
19	1'37.303	27.549	19.788	20.095	29.871	253.5	4	1'42.115 *	27.949	20.847*	21.447	31.872	253.5
20	1'37.108	27.543	19.795	19.829	29.941	252.9	5	1'39.256 *	28.028	20.580	20.372	30.276*	252.3
21	1'37.432	27.711	19.915	19.995	29.811	251.7	6	1'39.404	27.953	20.666	20.270	30.515	253.5
22	1'36.755	27.524	19.748	19.790	29.693	252.3	7	1'40.566 P	27.931	20.531	20.460	31.644	253.5
23	1'38.884 P	27.706	20.261	20.573	30.344	251.1	8	14'47.643 *	30.421	21.246*	20.738*	30.302	
25th 7 Barry BALTUS Fieten Olie Racing GP BEL Runs=3 Total laps=23 Full laps=18 Valid laps=12						9	1'37.656 *	27.638	20.055*	19.923	30.040	254.7	
1	2'18.388	28.521	22.467	21.801	32.515		10	1'37.697 *	27.650	19.956*	20.114	29.977	256.5
2	1'41.714	28.797	21.480	20.489	30.948	248.8	11	1'37.982	27.661	19.815	20.474	30.032	256.5
3	1'40.058	27.928	20.756	20.308	31.066	251.7	12	1'37.722 *	27.669	20.026*	19.996	30.031	254.7
4	1'39.890	28.213	20.689	20.299	30.689	252.9	13	1'42.000 *	27.727	20.037*	19.965	34.271	255.9
5	1'39.054 *	27.811	20.329	20.409	30.505*	252.3	14	1'38.171	27.731	20.092	20.091	30.257	253.5
6	1'38.302	27.801	20.315	20.053	30.133	251.7	15	1'37.646	27.588	20.076	19.936	30.046	254.1
7	1'38.289	27.846	20.014	20.266	30.163	252.3	16	1'37.258	27.564	19.926	19.954	29.814	255.3
8	1'37.618 *	27.647	19.768*	20.100	30.103*	254.1	17	1'58.567 *	27.583	23.770*	24.652	42.562	253.5
9	1'39.942 *	28.046	20.083	20.190	31.623*	254.7	18	1'46.436	27.616	19.963	21.182	37.675	254.1
10	1'42.806 P	29.60*	20.360*	20.981*	31.863	232.2	19	1'37.287 *	27.46*	20.333	19.750	29.743	255.3
11	9'46.310 P	26.745	20.770	20.129*	31.447		20	1'37.650	27.426	19.886	20.095	30.243	256.5
12	1'37.782 *	27.775	20.046*	20.016	29.945	251.7	21	2'03.095 P	38.345	26.845*	21.846	36.059	252.9
13	1'37.795	27.580	20.087	19.995	30.133	252.3	28th 23 Taiga HADA Pertamina Mandalika JPN Runs=3 Total laps=22 Full laps=17 Valid laps=15						
14	1'38.128	27.676	20.063	20.276	30.113	251.1	1	1'54.825	29.255	22.908	21.799	32.109	
15	1'40.576	27.780	20.093	19.982	32.721	251.7							
16	1'37.385	27.794	19.903	19.866	29.822	254.1							

Fastest Lap: Manuel GONZALEZ Correos Prepaqo Yam SPA **1'34.871** 27.010 19.226 19.486 29.149

These data/results cannot be reproduced, stored and/or transmitted in whole or in part by any manner of electronic, mechanical, photocopying, recording, broadcasting or otherwise now known or herein after developed without the previous express consent by the copyright owner, except for reproduction in daily press and regular printed publications on sale to the public within 60 days of the event related to those data/results and always provided that copyright symbol appears together as follows below.
© DORNA, 2023

Practice Nr. 1

Moto2

Lap	Lap Time	T1	T2	T3	T4	Speed	Lap	Lap Time	T1	T2	T3	T4	Speed
2	1'42.462	29.537	21.501	20.730	30.694	252.9							
3	1'40.034 *	28.697	20.754*	20.256	30.327	254.7							
4	1'39.267	28.197	20.219	20.604	30.247	255.3							
5	1'38.792 *	27.933	20.027	20.363	30.469*	256.5							
6	1'40.188	28.176	20.620	20.307	31.085	254.1							
7	1'38.139	27.996	20.150	20.171	29.822	255.3							
8	1'43.017	27.775	20.124	20.086	35.032	256.5							
9	1'40.938 P	28.597	20.708	20.637	30.996	250.5							
10	1'58.977 *	27.210	20.652*	20.382*	30.713								
11	1'37.963	27.811	20.099	20.153	29.900	254.7							
12	1'38.792	28.109	20.362	20.156	30.165	255.9							
13	1'37.950	27.729	20.236	19.941	30.044	255.9							
14	1'37.551	27.611	19.987	20.087	29.866	254.1							
15	1'38.122	27.614	20.307	20.086	30.115	254.7							
16	1'38.375	27.737	20.375	20.029	30.234	255.3							
17	1'38.353	27.706	20.256	20.066	30.325	254.1							
18	1'43.101	27.908	20.260	24.285	30.648	254.1							
19	1'39.661 P	27.738	20.220	20.254	31.449	254.7							
20	5'28.723	28.644	21.021	20.060	30.028								
21	1'38.134	27.747	20.259	20.033	30.095	254.1							
22	1'37.598	27.594	20.177	19.929	29.898	254.7							

29th 3 **Lukas TULOVIC** Liqui Moly Husqvarna GER
 Runs=2 Total laps=23 Full laps=20 Valid laps=16

1	2'06.316	31.469	23.359	22.554	33.463								
2	1'46.155	30.708	22.023	21.669	31.755	245.4							
3	1'42.690	29.232	21.317	20.784	31.357	251.7							
4	1'41.229	28.451	20.746	20.898	31.134	253.5							
5	1'40.499 *	28.270	20.475	20.596	31.158*	254.7							
6	1'39.904	27.936	20.186	20.362	31.420	254.1							
7	1'38.120	27.702	20.064	20.159	30.195	252.9							
8	1'38.162 *	27.739	20.055	20.078	30.290*	255.3							
9	1'39.616 *	27.916	20.254	20.203	31.243*	256.5							
10	1'43.670 P	28.59*	21.121*	20.793*	33.165	252.3							
11	12'26.819 P	28.129	21.742	20.636	30.511								
12	1'44.463	27.895	19.921	25.733	30.914	254.1							
13	1'38.166	27.602	20.331	20.186	30.047	255.3							
14	1'37.658	27.578	20.089	19.896	30.095	254.7							
15	1'38.203	27.834	20.392	19.977	30.000	254.1							
16	1'38.178	27.692	20.068	20.043	30.375	254.7							
17	1'42.398	30.764	20.772	20.293	30.569	255.3							
18	1'46.031 *	27.655	19.812*	20.159	38.405*	255.3							
19	1'39.478	27.908	20.016	20.442	31.112	255.3							
20	1'37.567	27.709	19.853	19.972	30.033	254.7							
21	1'41.222	27.712	20.649	20.291	32.570	254.7							
22	1'38.416	27.534	20.017	20.020	30.845	255.9							
23	1'37.623	27.693	19.793	20.138	29.999	256.5							

30th 37 **Pedro ACOSTA** Red Bull KTM Ajo SPA
 Runs=1 Total laps=2 Full laps=1 Valid laps=1

1	4'19.041	28.308	21.069	20.413	30.667								
2	1'38.344	27.938	20.310	19.894	30.202	257.1							
unfinished	27.574	19.955	19.828			257.1							

Fastest Lap: Manuel GONZALEZ Correos Prepaqo Yam SPA **1'34.871** 27.010 19.226 19.486 29.149

These data/results cannot be reproduced, stored and/or transmitted in whole or in part by any manner of electronic, mechanical, photocopying, recording, broadcasting or otherwise now known or herein after developed without the previous express consent by the copyright owner, except for reproduction in daily press and regular printed publications on sale to the public within 60 days of the event related to those data/results and always provided that copyright symbol appears together as follows below.
 © DORNA, 2023

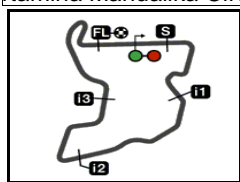
Official MotoGP Timing by TISSOT
 www.motogp.com

Lombok, Friday, October 13, 2023

Page 7 of 7

moto2





4301 m.

PERTAMINA GRAND PRIX OF INDONESIA

Practice Nr. 1

Best Partial Times

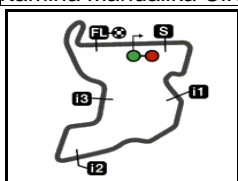
IT Ideal Lap Time, sum of the best partial times

BT Best Lap Time

T1		T2		T3		T4				IT		BT	
Pos	Rider	Time	Rider	Time	Rider	Time	Rider	Time	Pos	Rider			
1	D.FOGGIA	26.980	F.ALDEGUER	19.085	A.CANET	19.449	A.CANET	29.133	1	M.GONZALEZ	1'34.871	1'34.871	(1)
2	S.CHANTRA	26.982	J.ROBERTS	19.209	J.DIXON	19.474	M.GONZALEZ	29.149	2	A.CANET	1'35.004	1'35.231	(2)
3	A.OGURA	26.991	M.GONZALEZ	19.226	M.GONZALEZ	19.486	A.LOPEZ	29.232	3	J.DIXON	1'35.118	1'35.260	(3)
4	M.GONZALEZ	27.010	J.DIXON	19.226	S.LOWES	19.520	A.ARENAS	29.254	4	S.LOWES	1'35.221	1'35.342	(4)
5	A.ARENAS	27.056	S.LOWES	19.320	A.OGURA	19.533	S.LOWES	29.265	5	F.ALDEGUER	1'35.245	1'35.447	(8)
6	A.CANET	27.059	A.CANET	19.363	K.NOZANE	19.568	A.OGURA	29.288	6	A.OGURA	1'35.303	1'35.384	(5)
7	T.ARBOLINO	27.070	T.ARBOLINO	19.419	B.BENDSNEYDE	19.573	J.DIXON	29.290	7	S.CHANTRA	1'35.311	1'35.412	(6)
8	Z.VD GOORBER	27.079	S.CHANTRA	19.425	A.ARENAS	19.573	S.CHANTRA	29.322	8	A.ARENAS	1'35.372	1'35.438	(7)
9	F.SALAC	27.099	A.ESCRIG	19.430	S.CHANTRA	19.582	T.ARBOLINO	29.352	9	T.ARBOLINO	1'35.437	1'35.638	(10)
10	S.LOWES	27.116	A.LOPEZ	19.450	D.FOGGIA	19.585	K.NOZANE	29.369	10	D.FOGGIA	1'35.477	1'35.515	(9)
11	S.GARCIA	27.124	S.GARCIA	19.452	A.ESCRIG	19.587	F.ALDEGUER	29.389	11	J.ROBERTS	1'35.573	1'35.846	(11)
12	J.DIXON	27.128	Z.VD GOORBER	19.458	T.ARBOLINO	19.596	J.ROBERTS	29.414	12	Z.VD GOORBER	1'35.780	1'36.169	(17)
13	K.NOZANE	27.146	D.FOGGIA	19.464	F.ALDEGUER	19.601	F.SALAC	29.415	13	F.SALAC	1'35.813	1'35.911	(12)
14	F.ALDEGUER	27.170	A.ARENAS	19.489	J.ROBERTS	19.668	J.ALCOBA	29.436	14	A.LOPEZ	1'35.837	1'36.521	(19)
15	B.BENDSNEYDE	27.207	A.OGURA	19.491	J.ALCOBA	19.687	D.FOGGIA	29.448	15	K.NOZANE	1'35.851	1'35.926	(13)
16	A.ESCRIG	27.221	J.ALCOBA	19.516	S.GARCIA	19.691	B.BENDSNEYDE	29.499	16	B.BENDSNEY	1'35.856	1'35.945	(14)
17	D.BINDER	27.281	B.BENDSNEYDE	19.577	Z.VD GOORBER	19.702	Z.VD GOORBER	29.541	17	A.ESCRIG	1'35.857	1'36.363	(18)
18	J.ROBERTS	27.282	F.SALAC	19.589	F.SALAC	19.710	I.GUEVARA	29.603	18	S.GARCIA	1'35.880	1'36.005	(15)
19	A.LOPEZ	27.290	M.RAMIREZ	19.672	I.GUEVARA	19.732	S.GARCIA	29.613	19	J.ALCOBA	1'35.961	1'36.138	(16)
20	A.SURRA	27.308	B.BALTUS	19.687	A.SURRA	19.733	A.ESCRIG	29.619	20	A.SURRA	1'36.534	1'36.575	(21)
21	J.ALCOBA	27.322	R.SKINNER	19.748	M.CASADEI	19.750	M.RAMIREZ	29.641	21	I.GUEVARA	1'36.554	1'36.562	(20)
22	I.GUEVARA	27.327	K.NOZANE	19.768	R.SKINNER	19.790	A.SURRA	29.673	22	D.BINDER	1'36.578	1'36.662	(22)
23	M.CASADEI	27.426	D.BINDER	19.787	M.RAMIREZ	19.817	D.BINDER	29.674	23	M.RAMIREZ	1'36.585	1'36.718	(23)
24	M.RAMIREZ	27.455	L.TULOVIC	19.793	B.BALTUS	19.828	R.SKINNER	29.693	24	B.BALTUS	1'36.710	1'36.812	(25)

These data/results cannot be reproduced, stored and/or transmitted in whole or in part by any manner of electronic, mechanical, photocopying, recording, broadcasting or otherwise now known or herein after developed without the previous express consent by the copyright owner, except for reproduction in daily press and regular printed publications on sale to the public within 60 days of the event related to those data/results and always provided that copyright symbol appears together as follows below.
© DORNA, 2023





4301 m.

PERTAMINA GRAND PRIX OF INDONESIA

Practice Nr. 1

Best Partial Times

IT Ideal Lap Time, sum of the best partial times

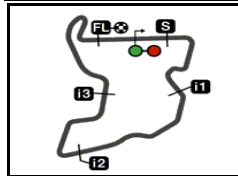
BT Best Lap Time

T1		T2		T3		T4				<i>IT</i>	<i>BT</i>	
<i>Pos</i>	<i>Rider</i>	<i>Time</i>	<i>Rider</i>	<i>Time</i>	<i>Rider</i>	<i>Time</i>	<i>Rider</i>	<i>Time</i>	<i>Pos</i>	<i>Rider</i>		
25	B.BALTUS	27.495	M.CASADEI	19.815	P.ACOSTA	19.828	L.BALDASSARRI	29.696	25	M.CASADEI	1'36.734	1'37.258 (27)
26	R.SKINNER	27.524	L.BALDASSARRI	19.818	D.BINDER	19.836	B.BALTUS	29.700	26	R.SKINNER	1'36.755	1'36.755 (24)
27	L.TULOVIC	27.534	A.SURRA	19.820	A.LOPEZ	19.865	M.CASADEI	29.743	27	L.BALDASSARRI	1'36.974	1'37.081 (26)
28	L.BALDASSARRI	27.560	I.GUEVARA	19.892	L.TULOVIC	19.896	T.HADA	29.822	28	L.TULOVIC	1'37.222	1'37.567 (29)
29	P.ACOSTA	27.574	P.ACOSTA	19.955	L.BALDASSARRI	19.900	L.TULOVIC	29.999	29	T.HADA	1'37.332	1'37.551 (28)
30	T.HADA	27.594	T.HADA	19.987	T.HADA	19.929	P.ACOSTA	30.202	30	P.ACOSTA	1'37.559	1'38.344 (30)

These data/results cannot be reproduced, stored and/or transmitted in whole or in part by any manner of electronic, mechanical, photocopying, recording, broadcasting or otherwise now known or herein after developed without the previous express consent by the copyright owner, except for reproduction in daily press and regular printed publications on sale to the public within 60 days of the event related to those data/results and always provided that copyright symbol appears together as follows below.
© DORNA, 2023

Official MotoGP Timing by **TISSOT**
www.motogp.com





4301 m.

PERTAMINA GRAND PRIX OF INDONESIA

Practice Nr. 1

Fastest Laps Sequence

<i>Practice Time</i>	 <i>Rider</i>	<i>Nation</i>	<i>Motorcycle</i>	<i>Time</i>	<i>Km/h</i>	<i>Rider's Lap</i>
3'32.615	21 Alonso LOPEZ	SPA	BOSCOSCURO	1'42.044	151.7	2
3'36.390	54 Fermín ALDEGUER	SPA	BOSCOSCURO	1'39.978	154.8	2
4'28.457	18 Manuel GONZALEZ	SPA	KALEX	1'39.327	155.8	2
5'16.606	67 Alberto SURRA	ITA	FORWARD	1'39.126	156.2	3
5'57.385	37 Pedro ACOSTA	SPA	KALEX	1'38.344	157.4	2
6'06.658	18 Manuel GONZALEZ	SPA	KALEX	1'38.201	157.6	3
6'07.484	40 Aron CANET	SPA	KALEX	1'37.520	158.7	3
10'07.433	54 Fermín ALDEGUER	SPA	BOSCOSCURO	1'36.654	160.1	6
10'57.813	18 Manuel GONZALEZ	SPA	KALEX	1'36.205	160.9	6
11'03.060	40 Aron CANET	SPA	KALEX	1'36.004	161.2	6
15'04.354	54 Fermín ALDEGUER	SPA	BOSCOSCURO	1'35.987	161.3	9
30'50.438	18 Manuel GONZALEZ	SPA	KALEX	1'35.855	161.5	12
32'44.297	54 Fermín ALDEGUER	SPA	BOSCOSCURO	1'35.708	161.7	14
34'02.086	18 Manuel GONZALEZ	SPA	KALEX	1'35.648	161.8	14
34'18.362	40 Aron CANET	SPA	KALEX	1'35.576	162.0	10
35'53.805	40 Aron CANET	SPA	KALEX	1'35.443	162.2	11
37'29.131	40 Aron CANET	SPA	KALEX	1'35.326	162.4	12
40'46.740	18 Manuel GONZALEZ	SPA	KALEX	1'34.871	163.2	18

These data/results cannot be reproduced, stored and/or transmitted in whole or in part by any manner of electronic, mechanical, photocopying, recording, broadcasting or otherwise now known or herein after developed without the previous express consent by the copyright owner, except for reproduction in daily press and regular printed publications on sale to the public within 60 days of the event related to those data/results and always provided that copyright symbol appears together as follows below.

© DORNA, 2023

Official MotoGP Timing by TISSOT
www.motogp.com

Lombok, Friday, October 13, 2023

