




4005 m.

GRAN PREMIO MOTUL DE LA COMUNITAT VALENCIANA

Free Practice Nr. 3

Classification

10

	Rider	Nation	Team	Motorcycle	Time	Lap Total	Gap	Top Speed
1	51 Pedro ACOSTA	SPA	Red Bull KTM Ajo	KALEX	1'34.592	19 20		276.1
2	37 Augusto FERNANDEZ	SPA	Red Bull KTM Ajo	KALEX	1'34.658	16 20	0.066 0.066	271.7
3	40 Aron CANET	SPA	Flexbox HP40	KALEX	1'34.664	16 17	0.072 0.006	273.9
4	21 Alonso LOPEZ	SPA	Beta Tools Speed Up	BOSCOSCURO	1'34.786	14 19	0.194 0.122	270.7
5	96 Jake DIXON	GBR	Inde GASGAS Aspar Team	KALEX	1'34.953	20 20	0.361 0.167	275.0
6	54 Fermin ALDEGUER	SPA	Beta Tools Speed Up	BOSCOSCURO	1'35.016	16 19	0.424 0.063	268.5
7	79 Ai OGURA	JPN	IDEMITSU Honda Team Asia	KALEX	1'35.111	12 17	0.519 0.095	273.9
8	19 Lorenzo DALLA PORTA	ITA	Italtrans Racing Team	KALEX	1'35.172	15 16	0.580 0.061	272.8
9	75 Albert ARENAS	SPA	Inde GASGAS Aspar Team	KALEX	1'35.207	16 17	0.615 0.035	275.0
10	6 Cameron BEAUBIER	USA	American Racing	KALEX	1'35.217	15 16	0.625 0.010	275.0
11	11 Mattia PASINI	ITA	RW Racing GP	KALEX	1'35.254	5 20	0.662 0.037	276.1
12	52 Jeremy ALCOBA	SPA	Liqui Moly Intact GP	KALEX	1'35.260	16 17	0.668 0.006	278.3
13	12 Filip SALAC	CZE	Gresini Racing Moto2	KALEX	1'35.268	5 8	0.676 0.008	276.1
14	35 Somkiat CHANTRA	THA	IDEMITSU Honda Team Asia	KALEX	1'35.277	16 17	0.685 0.009	275.0
15	8 Senna AGIUS	AUS	Elf Marc VDS Racing Team	KALEX	1'35.327	13 17	0.735 0.050	271.7
16	23 Marcel SCHROTTER	GER	Liqui Moly Intact GP	KALEX	1'35.360	14 18	0.768 0.033	273.9
17	13 Celestino VIETTI	ITA	Mooney VR46 Racing Team	KALEX	1'35.364	12 14	0.772 0.004	271.7
18	14 Tony ARBOLINO	ITA	Elf Marc VDS Racing Team	KALEX	1'35.369	15 15	0.777 0.005	272.8
19	18 Manuel GONZALEZ	SPA	Yamaha VR46 Master Camp Team	KALEX	1'35.526	10 16	0.934 0.157	275.0
20	72 Borja GOMEZ	SPA	Flexbox HP40	KALEX	1'35.546	15 15	0.954 0.020	273.9
21	17 Alex ESCRIG	SPA	MV Agusta Forward Racing	MV AGUSTA	1'35.666	5 13	1.074 0.120	269.6
22	64 Bo BENDSNEYDER	NED	Pertamina Mandalika SAG Team	KALEX	1'35.703	19 20	1.111 0.037	269.6
23	16 Joe ROBERTS	USA	Italtrans Racing Team	KALEX	1'35.745	5 7	1.153 0.042	270.7
24	61 Alessandro ZACCONE	ITA	Gresini Racing Moto2	KALEX	1'35.781	18 18	1.189 0.036	269.6
25	29 Taiga HADA	JPN	Pertamina Mandalika SAG Team	KALEX	1'35.884	16 16	1.292 0.103	269.6
26	81 Keminth KUBO	THA	Yamaha VR46 Master Camp Team	KALEX	1'35.957	18 18	1.365 0.073	276.1
27	4 Sean Dylan KELLY	USA	American Racing	KALEX	1'36.091	13 17	1.499 0.134	273.9
28	24 Simone CORSI	ITA	MV Agusta Forward Racing	MV AGUSTA	1'36.201	10 13	1.609 0.110	269.6
29	42 Marcos RAMIREZ	SPA	MV Agusta Forward Racing	MV AGUSTA	1'36.320	16 16	1.728 0.119	271.7
30	28 Niccolò ANTONELLI	ITA	Mooney VR46 Racing Team	KALEX	1'36.416	18 18	1.824 0.096	273.9
31	84 Zonta VD GOORBERGH	NED	RW Racing GP	KALEX	1'36.522	13 18	1.930 0.106	270.7

Practice condition: Dry

Air: 20°

Humidity: 30%

Ground: 36°

Fastest Lap:	Lap: 19	Pedro ACOSTA	1'34.592	152.4 Km/h
Best Race Lap:	2019	Thomas LUTHI	1'34.820	152.0 Km/h
All Time Lap Record:	2020	Stefano MANZI	1'34.418	152.7 Km/h

The results are provisional until the end of the limit for protest and appeals.

Time limit for protest expires 30' after publication of the results - Time:

These data/results cannot be reproduced, stored and/or transmitted in whole or in part by any manner of electronic, mechanical, photocopying, recording, broadcasting or otherwise now known or herein after developed without the previous express consent by the copyright owner, except for reproduction in daily press and regular printed publications on sale to the public within 60 days of the event related to those data/results and always provided that copyright symbol appears together as follows below.

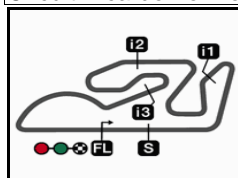
© DORNA, 2022

Official MotoGP Timing by TISSOT

www.motogp.com

Cheste, Saturday, November 05, 2022





4005 m.

GRAN PREMIO MOTUL DE LA COMUNITAT VALENCIANA

Free Practice Nr. 3

Combined Free Practice Times

11

Rider	Nation	Team	MOTORCYCLE	FP1	FP2	FP3	Gap
1 51 P.ACOSTA	SPA	Red Bull KTM Ajo	KALEX	1'35.206	14 1'34.948	7 1'34.592	19
2 37 A.FERNANDEZ	SPA	Red Bull KTM Ajo	KALEX	1'34.979	16 1'35.069	12 1'34.658	16 0.066 0.066
3 40 A.CANET	SPA	Flexbox HP40	KALEX	1'36.090	16 1'35.901	16 1'34.664	16 0.072 0.006
4 21 A.LOPEZ	SPA	Beta Tools Speed Up	BOSCOSCURO	1'36.466	15 1'35.128	10 1'34.786	14 0.194 0.122
5 96 J.DIXON	GBR	Inde GASGAS Aspar Team	KALEX	1'36.055	16 1'35.554	16 1'34.953	20 0.361 0.167
6 54 F.ALDEGUER	SPA	Beta Tools Speed Up	BOSCOSCURO	1'36.364	17 1'35.862	12 1'35.016	16 0.424 0.063
7 79 A.OGURA	JPN	IDEMITSU Honda Team Asia	KALEX	1'36.109	15 1'35.853	4 1'35.111	12 0.519 0.095
8 19 L.DALLA PORTA	ITA	Italtrans Racing Team	KALEX	1'36.765	15 1'36.387	4 1'35.172	15 0.580 0.061
9 75 A.ARENAS	SPA	Inde GASGAS Aspar Team	KALEX	1'36.229	17 1'35.764	5 1'35.207	16 0.615 0.035
10 6 C.BEAUBIER	USA	American Racing	KALEX	1'35.811	19 1'35.723	18 1'35.217	15 0.625 0.010
11 11 M.PASINI	ITA	RW Racing GP	KALEX	1'36.819	10 1'35.623	4 1'35.254	5 0.662 0.037
12 52 J.ALCOBA	SPA	Liqui Moly Intact GP	KALEX	1'37.533	18 1'36.105	13 1'35.260	16 0.668 0.006
13 12 F.SALAC	CZE	Gresini Racing Moto2	KALEX	1'36.944	8 1'36.110	13 1'35.268	5 0.676 0.008
14 35 S.CHANTRA	THA	IDEMITSU Honda Team Asia	KALEX	1'36.141	17 1'35.571	3 1'35.277	16 0.685 0.009
15 8 S.AGIUS	AUS	Elf Marc VDS Racing Team	KALEX	1'36.513	18 1'36.044	10 1'35.327	13 0.735 0.050
16 23 M.SCHROTTER	GER	Liqui Moly Intact GP	KALEX	1'36.518	16 1'36.153	4 1'35.360	14 0.768 0.033
17 13 C.VIETTI	ITA	Mooney VR46 Racing Team	KALEX	1'36.366	18 1'36.053	8 1'35.364	12 0.772 0.004
18 14 T.ARBOLINO	ITA	Elf Marc VDS Racing Team	KALEX	1'36.098	17 1'35.681	17 1'35.369	15 0.777 0.005
19 18 M.GONZALEZ	SPA	Yamaha VR46 Master Camp Team	KALEX	1'37.666	19 1'36.241	4 1'35.526	10 0.934 0.157
20 72 B.GOMEZ	SPA	Flexbox HP40	KALEX	1'36.366	15 1'35.724	10 1'35.546	15 0.954 0.020
21 17 A.ESCRIG	SPA	MV Agusta Forward Racing	MV AGUSTA	1'37.870	14 1'35.908	9 1'35.666	5 1.074 0.120
22 64 B.BENDSNEYDE	NED	Pertamina Mandalika SAG Team	KALEX	1'37.139	17 1'36.624	12 1'35.703	19 1.111 0.037
23 16 J.ROBERTS	USA	Italtrans Racing Team	KALEX	1'37.028	15 1'35.958	20 1'35.745	5 1.153 0.042
24 61 A.ZACCONE	ITA	Gresini Racing Moto2	KALEX	1'37.202	15 1'36.264	17 1'35.781	18 1.189 0.036
25 29 T.HADA	JPN	Pertamina Mandalika SAG Team	KALEX	1'37.311	14 1'36.668	10 1'35.884	16 1.292 0.103
26 81 K.KUBO	THA	Yamaha VR46 Master Camp Team	KALEX	1'37.352	16 1'36.527	17 1'35.957	18 1.365 0.073
27 4 S.KELLY	USA	American Racing	KALEX	1'37.555	19 1'37.105	13 1'36.091	13 1.499 0.134
28 24 S.CORSI	ITA	MV Agusta Forward Racing	MV AGUSTA	1'37.064	14 1'36.309	4 1'36.201	10 1.609 0.110
29 42 M.RAMIREZ	SPA	MV Agusta Forward Racing	MV AGUSTA	1'38.319	14 1'39.684	2 1'36.320	16 1.728 0.119
30 28 N.ANTONELLI	ITA	Mooney VR46 Racing Team	KALEX	1'37.652	7 1'37.129	4 1'36.416	18 1.824 0.096
31 84 Z.VD GOORBERG	NED	RW Racing GP	KALEX	1'38.975	12 1'37.469	5 1'36.522	13 1.930 0.106

Pole Position Record:	2020	Stefano MANZI	1'34.418	152.7 Km/h
Best Race Lap:	2019	Thomas LUTHI	1'34.820	152.0 Km/h
All Time Lap Record:	2020	Stefano MANZI	1'34.418	152.7 Km/h

The results are provisional until the end of the limit for protest and appeals.

Time limit for protest expires 60' after publication of the results - Time:

These data/results cannot be reproduced, stored and/or transmitted in whole or in part by any manner of electronic, mechanical, photocopying, recording, broadcasting or otherwise now known or herein after developed without the previous express consent by the copyright owner, except for reproduction in daily press and regular printed publications on sale to the public within 60 days of the event related to those data/results and always provided that copyright symbol appears together as follows below.

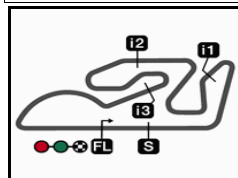
© DORNA, 2022

Official MotoGP Timing by TISSOT
www.motogp.com

Cheste, Saturday, November 05, 2022







4005 m.

GRAN PREMIO MOTUL DE LA COMUNITAT VALENCIANA

Free Practice Nr. 3

Top Speed & Average

12



Rider	Nation	Motorcycle	Top 5 speeds					Average	Top
52 Jeremy ALCOBA	SPA	KALEX	278.3	276.1	276.1	276.1	275.0	276.1	278.3
11 Mattia PASINI	ITA	KALEX	276.1	275.0	273.9	272.8	272.8	274.1	276.1
12 Filip SALAC	CZE	KALEX	276.1	276.1	275.0	273.9	272.8	274.2	276.1
51 Pedro ACOSTA	SPA	KALEX	276.1	276.1	276.1	276.1	275.0	275.7	276.1
81 Keminth KUBO	THA	KALEX	276.1	271.7	270.7	270.7	269.6	271.4	276.1
6 Cameron BEAUBIER	USA	KALEX	275.0	273.9	272.8	270.7	270.7	272.6	275.0
18 Manuel GONZALEZ	SPA	KALEX	275.0	273.9	273.9	272.8	272.8	273.7	275.0
35 Somkiat CHANTRA	THA	KALEX	275.0	275.0	273.9	273.9	273.9	274.3	275.0
75 Albert ARENAS	SPA	KALEX	275.0	275.0	275.0	273.9	273.9	274.3	275.0
96 Jake DIXON	GBR	KALEX	275.0	273.9	272.8	272.8	271.7	272.4	275.0
4 Sean Dylan KELLY	USA	KALEX	273.9	270.7	270.7	270.7	270.7	271.2	273.9
23 Marcel SCHROTTER	GER	KALEX	273.9	272.8	272.8	272.8	272.8	273.0	273.9
28 Niccolò ANTONELLI	ITA	KALEX	273.9	272.8	271.7	271.7	271.7	272.3	273.9
40 Aron CANET	SPA	KALEX	273.9	271.7	271.7	271.7	270.7	271.7	273.9
72 Borja GOMEZ	SPA	KALEX	273.9	273.9	272.8	272.8	272.8	273.2	273.9
79 Ai OGURA	JPN	KALEX	273.9	272.8	271.7	271.7	271.7	272.0	273.9
14 Tony ARBOLINO	ITA	KALEX	272.8	272.8	272.8	272.8	272.8	272.8	272.8
19 Lorenzo DALLA PORTA	ITA	KALEX	272.8	270.7	270.7	270.7	270.7	271.1	272.8
8 Senna AGIUS	AUS	KALEX	271.7	271.7	271.7	271.7	271.7	271.7	271.7
13 Celestino VIETTI	ITA	KALEX	271.7	271.7	271.7	271.7	270.7	271.2	271.7
37 Augusto FERNANDEZ	SPA	KALEX	271.7	270.7	270.7	270.7	270.7	270.9	271.7
42 Marcos RAMIREZ	SPA	MV AGUSTA	271.7	270.7	270.7	270.7	270.7	270.8	271.7
16 Joe ROBERTS	USA	KALEX	270.7	270.7	270.7	270.7	270.7	270.7	270.7
21 Alonso LOPEZ	SPA	BOSCOSCURO	270.7	269.6	269.6	268.5	268.5	269.4	270.7
84 Zonta VD GOORBERGH	NED	KALEX	270.7	270.7	270.7	270.7	270.7	270.7	270.7
17 Alex ESCRIG	SPA	MV AGUSTA	269.6	267.5	266.5	266.5	265.4	266.3	269.6
24 Simone CORSI	ITA	MV AGUSTA	269.6	268.5	268.5	267.5	267.5	268.2	269.6
29 Taiga HADA	JPN	KALEX	269.6	269.6	269.6	269.6	268.5	269.1	269.6
61 Alessandro ZACCONE	ITA	KALEX	269.6	269.6	268.5	268.5	268.5	268.8	269.6
64 Bo BENDSNEYDER	NED	KALEX	269.6	269.6	269.6	269.6	268.5	269.2	269.6
54 Fermin ALDEGUER	SPA	BOSCOSCURO	268.5	267.5	267.5	267.5	267.5	267.6	268.5

These data/results cannot be reproduced, stored and/or transmitted in whole or in part by any manner of electronic, mechanical, photocopying, recording, broadcasting or otherwise now known or herein after developed without the previous express consent by the copyright owner, except for reproduction in daily press and regular printed publications on sale to the public within 60 days of the event related to those data/results and always provided that copyright symbol appears together as follows below.

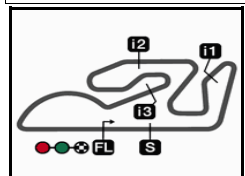
© DORNA, 2022

Official MotoGP Timing by TISSOT
www.motogp.com

motogp



Cheste, Saturday, November 05, 2022



4005 m.

GRAN PREMIO MOTUL DE LA COMUNITAT VALENCIANA

Free Practice Nr. 3

Chronological Analysis of Performances

13

* Lap / Sector time cancelled						T1 Time from finish line to 1st intermediate					T3 Time from 2nd intermed. to 3rd intermed.				
P Crossing the finish line in pit lane						T2 Time from 1st intermed. to 2nd intermed.					T4 Time from 3rd intermediate to finish line				
Lap	Lap Time	T1	T2	T3	T4	Speed	Lap	Lap Time	T1	T2	T3	T4	Speed		
1st	51	Pedro ACOSTA				Red Bull KTM Ajo	SPA	3rd	40	Aron CANET				Flexbox HP40	SPA
		Runs=1	Total laps=20	Full laps=15					Runs=1	Total laps=17	Full laps=11				
1	2'25.256	24.183	28.475	23.678	26.610		1	1'45.732	21.210	26.910	23.012	26.076			
2	1'36.496	22.117	26.020	22.506	25.853	276.1	2	1'36.630	22.068	25.764	22.752	26.046	268.5		
3	1'35.760	21.846	25.698	22.435	25.781	273.9	3	1'35.861	21.888	25.609	22.552	25.812	270.7		
4	1'38.181 *	22.26*	27.259	22.795	25.864	272.8	4	1'35.905	22.003	25.589	22.489	25.824	271.7		
5	1'35.574	21.837	25.479	22.486	25.772	276.1	5	1'46.322	26.331	26.588	27.389	26.014	269.6		
6	1'35.332	21.812	25.356	22.470	25.694	275.0	6	1'35.537	21.706	25.568	22.443	25.820	269.6		
7	1'36.842	21.827	25.597	23.182	26.236	276.1	7	1'41.347	26.643	26.273	22.549	25.882	268.5		
8	1'34.946	21.675	25.364	22.225	25.682	275.0	8	1'35.546 *	21.873	25.475	22.428*	25.770	267.5		
9	1'35.512	21.721	25.505	22.445	25.841	272.8	9	1'35.633	21.857	25.536	22.413	25.827	267.5		
10	1'35.111	21.713	25.327	22.261	25.810	273.9	10	1'51.824 P	26.172	27.480	24.038	34.134	266.5		
11	1'35.321	21.759	25.470	22.450	25.642	273.9	11	14'29.877	27.713	26.307	22.538	25.912			
12	1'34.991	21.694	25.356	22.289	25.652	271.7	12	1'35.021 *	21.773	25.245	22.346	25.657*	271.7		
13	1'42.245 P	21.667	26.327	24.297	29.954	271.7	13	1'35.155	21.794	25.490	22.247	25.624	273.9		
14	9'27.242	27.678	26.490	22.464	25.748		14	1'38.077 *	21.939	27.465	22.911*	25.762*	268.5		
15	1'35.008	21.737	25.409	22.326	25.536	270.7	15	1'34.907	21.782	25.187	22.276	25.662	271.7		
16	1'34.674	21.546	25.359	22.225	25.544	272.8	16	1'34.664	21.593	25.334	22.168	25.569	270.7		
17	1'38.827 *	21.931	27.664	23.266*	25.966*	276.1	17	1'41.771	21.598	31.538	23.006	25.629	269.6		
18	1'35.251	21.641	25.650	22.250	25.710	272.8									
19	1'34.592	21.569	25.255	22.257	25.511	273.9	4th	21	Alonso LOPEZ				Beta Tools Speed Up	SPA	
20	1'51.658	22.015	29.942	33.192	26.509	273.9			Runs=1	Total laps=19	Full laps=13				
							1	1'40.321	21.160	26.839	22.814	26.068			
							2	1'36.194	21.897	25.674	22.639	25.984	264.4		
							3	1'36.457	22.082	25.974	22.493	25.908	267.5		
							4	1'35.693	21.853	25.527	22.486	25.827	266.5		
							5	1'35.358	21.856	25.440	22.378	25.684	267.5		
							6	1'35.833	21.784	25.647	22.600	25.802	267.5		
							7	1'35.430 *	21.85*	25.434	22.468	25.674	267.5		
							8	1'35.303 *	21.761	25.470	22.429*	25.643*	267.5		
							9	1'35.377	21.815	25.414	22.372	25.776	267.5		
							10	1'39.337	22.763	27.013	23.353	26.208	267.5		
							11	1'35.786	21.948	25.470	22.402	25.966	266.5		
							12	1'46.442 P	23.452	27.376	23.918	31.696	266.5		
							13	12'00.755	22.374	25.946	22.441	25.700			
							14	1'34.786	21.736	25.227	22.198	25.625	267.5		
							15	1'35.755 *	21.686	25.646	22.540*	25.883*	268.5		
							16	1'36.721	21.669	25.354	23.683	26.015	268.5		
							17	1'35.072	21.749	25.253	22.408	25.662	269.6		
							18	1'44.457	21.806			25.945	270.7		
							19	1'35.168	21.796	25.390	22.340	25.642	269.6		
							5th	96	Jake DIXON				Inde GASGAS Aspar	GBR	
									Runs=1	Total laps=20	Full laps=13				
							1	2'28.935	22.375	27.516	23.325	26.177			
							2	1'36.953	22.307	26.059	22.573	26.014	269.6		

Fastest Lap: Pedro ACOSTA Red Bull KTM Ajo SPA **1'34.592** 21.569 25.255 22.257 25.511

These data/results cannot be reproduced, stored and/or transmitted in whole or in part by any manner of electronic, mechanical, photocopying, recording, broadcasting or otherwise now known or herein after developed without the previous express consent by the copyright owner, except for reproduction in daily press and regular printed publications on sale to the public within 60 days of the event related to those data/results and always provided that copyright symbol appears together as follows below.
© DORNA, 2022

Free Practice Nr. 3

Moto2

Lap	Lap Time	T1	T2	T3	T4	Speed	Lap	Lap Time	T1	T2	T3	T4	Speed
3	1'35.571	21.899	25.542	22.379	25.751	271.7	14	1'34.990 *	<u>21.547</u>	<u>25.375</u>	22.342*	25.726*	271.7
4	1'36.562 *	22.06 *	25.710	22.685	26.106	272.8	15	1'35.282	21.646	25.484	22.378	25.774	271.7
5	1'35.444	21.888	25.448	22.349	25.759	271.7	16	1'35.244	21.668	25.484	22.366	25.726	271.7
6	1'35.346	21.837	25.449	22.321	25.739	271.7	17	1'35.369	21.735	25.462	22.341	25.831	<u>273.9</u>
7	1'35.284	<u>21.774</u>	25.407	22.349	25.754	271.7	8th 19 Lorenzo DALLA PO Italtrans Racing Team ITA						
8	1'38.184 *	24.21*	25.825	22.510	25.637	<u>275.0</u>	Runs=2 Total laps=16 Full laps=8						
9	1'35.402	21.901	25.475	22.317	25.709	270.7	1	2'49.595	22.123	26.912	23.500	26.541	
10	1'35.359	21.904	25.425	22.324	25.706	271.7	2	1'37.814	22.928	25.938	22.801	26.147	270.7
11	1'35.490	22.015	25.397	22.393	25.685	269.6	3	1'36.189	22.041	25.677	22.527	25.944	270.7
12	1'35.358	21.967	25.374	22.330	25.687	268.5	4	1'36.135 *	22.10*	25.582	22.503	25.945	270.7
13	1'38.991 P	21.933	25.540	22.347	29.171	269.6	5	1'41.109	25.695	26.541	22.665	26.208	269.6
14	9'26.871	26.165	26.503	22.725	25.833		6	1'35.871	21.872	25.392	22.486	26.121	<u>272.8</u>
15	1'35.252 *	21.947	25.374	<u>22.221</u>	25.710*	270.7	7	1'41.038 *	21.862	25.410	26.215*	27.551*	269.6
16	1'35.965	21.898	25.887	22.534	25.646	273.9	8	1'35.771	21.890	25.412	22.413	26.056	268.5
17	1'36.955 *	22.105	26.044	23.003*	25.803*	271.7	9	1'51.812 P	24.386	28.355	26.339	32.732	269.6
18	1'35.880	21.888	25.285	22.431	26.276	270.7	10	14'23.482	27.274	27.386	23.215	26.417	
19	1'35.177	21.903	25.353	22.267	25.654	272.8	11	1'36.290 *	21.931	25.752	22.505	26.102*	267.5
20	<u>1'34.953</u>	21.846	<u>25.276</u>	22.230	<u>25.601</u>	271.7	12	1'35.540	21.881	25.452	22.422	<u>25.785</u>	268.5
6th 54 Fermín ALDEGUER Beta Tools Speed Up SPA							9th 75 Albert ARENAS Inde GASGAS Aspar SPA						
Runs=1 Total laps=19 Full laps=12							Runs=1 Total laps=17 Full laps=12						
1	1'40.950	22.292	27.344	23.293	26.285		1	2'26.481	22.081	27.819	23.659	26.656	
2	1'36.404	22.096	25.726	22.598	25.984	265.4	2	1'36.812	22.310	25.854	22.719	25.929	<u>275.0</u>
3	1'36.585	22.082	25.844	22.679	25.980	265.4	3	1'35.567	21.881	25.488	22.514	<u>25.684</u>	275.0
4	1'36.863	22.388	25.708	22.765	26.002	267.5	4	1'36.568 *	22.01*	25.660	22.784	26.109	275.0
5	1'35.539	21.843	25.474	22.466	25.756	266.5	5	1'35.665	<u>21.736</u>	25.634	22.525	25.770	273.9
6	1'35.456	21.801	25.483	22.431	25.741	267.5	6	1'35.421	21.799	25.386	22.466	25.770	272.8
7	1'35.321	21.816	25.443	22.400	25.662	267.5	7	1'35.639	21.805	25.515	22.492	25.827	273.9
8	1'39.743 *	21.822	25.545	25.023*	27.353	267.5	8	1'36.951	21.874	26.794	22.526	25.757	271.7
9	1'35.572 *	21.85*	25.518	22.407	25.788	266.5	9	1'35.590	21.781	25.444	22.390	25.975	272.8
10	1'40.875	23.410	27.285	23.752	26.428	265.4	10	1'49.696 P	22.627	31.078	23.445	32.546	271.7
11	1'39.166	23.286	26.737	22.944	26.199	265.4	11	14'13.689	21.157	26.704	23.030	26.759	
12	1'40.857 P	22.491	26.051	23.191	29.124	265.4	12	1'46.442	26.806	30.772	22.915	25.949	272.8
13	12'07.559 *	24.214	27.187	23.043	26.271*		13	1'36.230 *	21.967	25.620	22.762*	25.881*	273.9
14	1'36.537	21.861	25.897	22.964	25.815	267.5	14	1'37.210	21.794	25.447	22.806	27.163	271.7
15	1'35.012 *	21.781	25.315	22.349*	25.567*	267.5	15	1'35.520	21.764	25.404	22.538	25.814	273.9
16	<u>1'35.016</u>	21.777	25.353	22.315	<u>25.571</u>	267.5	16	<u>1'35.207</u>	21.751	<u>25.370</u>	<u>22.384</u>	25.702	273.9
17	1'35.076	21.836	25.334	22.316	25.590	267.5	17	1'46.498	26.650	30.820	22.869	26.159	272.8
18	1'35.095	21.782	<u>25.211</u>	22.350	25.752	267.5	7th 79 Ai OGURA IDEMITSU Honda Tea JPN						
19	1'35.054 *	<u>21.759</u>	25.326	<u>22.298</u>	25.671*	<u>268.5</u>	Runs=1 Total laps=17 Full laps=11						
1	2'42.085	22.717	27.274	23.417	26.777		10th 6 Cameron BEAUBIE American Racing USA						
2	1'36.950	21.971	26.215	22.775	25.989	271.7	Runs=3 Total laps=16 Full laps=8						
3	1'35.805	21.813	25.794	22.481	25.717	272.8	1	2'26.863	23.970	28.301	23.913	27.191	
4	1'36.907 *	22.04*	26.106	22.676	26.080	271.7	2	1'37.482	22.719	26.032	22.796	25.935	268.5
5	1'35.472	21.714	25.622	22.312	25.824	271.7	3	1'48.866 P	22.836	29.170*	25.032	31.828	273.9
6	1'39.106	23.446	26.517	23.090	26.053	271.7	4	7'20.065 *	24.106	27.043	23.491*	31.253	
7	1'35.267	21.688	25.546	22.319	<u>25.714</u>	271.7	5	1'36.263	22.105	25.723	22.462	25.973	269.6
8	1'35.685	21.771	25.525	22.416	25.973	271.7	6	1'37.182	22.133	26.355	22.786	25.908	270.7
9	1'35.239	21.683	25.395	22.317	25.844	271.7	7	1'35.838	21.859	25.565	22.510	25.904	268.5
10	1'54.773 P	27.283	27.270	24.441	35.779	258.4	8	1'35.622	21.797	25.465	22.453	25.907	272.8
11	13'49.148	23.274	27.260	23.113	26.161		9	1'41.561 P	21.822	25.560	22.650	31.529	269.6
12	<u>1'35.111</u>	21.609	25.534	<u>22.229</u>	25.739	270.7	10	9'45.089	23.094	26.806	23.206	31.519	
13	1'35.837 *	21.700	25.624	22.782*	25.731*	271.7							

Fastest Lap: Pedro ACOSTA Red Bull KTM Ajo SPA **1'34.592** 21.569 25.255 22.257 25.511

These data/results cannot be reproduced, stored and/or transmitted in whole or in part by any manner of electronic, mechanical, photocopying, recording, broadcasting or otherwise now known or herein after developed without the previous express consent by the copyright owner, except for reproduction in daily press and regular printed publications on sale to the public within 60 days of the event related to those data/results and always provided that copyright symbol appears together as follows below.
© DORNA, 2022

Free Practice Nr. 3

Moto2

Lap	Lap Time	T1	T2	T3	T4	Speed	Lap	Lap Time	T1	T2	T3	T4	Speed
11	1'36.032 *	21.903	25.436	22.664	26.029*	269.6	5	1'35.268	21.708	25.475	22.397	25.688	272.8
12	1'35.453	21.864	25.414	22.384	25.791	275.0	6	1'36.760	21.755	25.553	23.538	25.914	276.1
13	1'35.456 *	21.708	25.423	22.319*	26.006*	269.6	7	1'38.899	21.661	25.573	22.527	29.138	272.8
14	1'35.433	21.797	25.394	22.339	25.903	268.5	8	1'48.649 P	21.822	27.153	23.979	35.695	275.0
15	1'35.217	21.765	25.329	22.325	25.798	269.6							
16	1'58.768 P	30.673	29.489	24.244	34.362	270.7							

11th 11		Mattia PASINI		RW Racing GP		ITA	
Runs=1	Total laps=20	Full laps=14					
1	2'43.414	23.862	27.572	23.636	32.106		
2	1'36.211	22.096	25.731	22.468	25.916	270.7	
3	1'35.542	21.894	25.555	22.346	25.747	276.1	
4	1'37.095 *	21.98*	26.096	22.720	26.290	270.7	
5	1'35.254	21.780	25.383	22.226	25.865	272.8	
6	1'39.205	22.123	26.946	23.037	27.099	271.7	
7	1'35.811	21.938	25.487	22.462	25.924	272.8	
8	1'35.576	21.899	25.436	22.330	25.911	270.7	
9	1'36.011	21.886	25.499	22.567	26.059	271.7	
10	1'35.900	21.916	25.517	22.431	26.036	275.0	
11	1'45.277 P	24.007	26.838	23.444	30.988	266.5	
12	9'09.249	24.183	26.271	22.862	26.600		
13	1'36.576	22.219	25.843	22.408	26.106	265.4	
14	1'37.293	22.033	25.862	22.644	26.754	267.5	
15	1'40.582	25.239	26.753	22.606	25.984	273.9	
16	1'36.064 *	21.930	25.489	22.583*	26.062*	269.6	
17	1'36.061 *	21.934	25.586	22.594*	25.947*	271.7	
18	1'36.500	22.065	25.576	22.751	26.108	269.6	
19	1'35.976	22.003	25.494	22.519	25.960	267.5	
20	1'36.080	21.949	25.609	22.565	25.957	269.6	

12th 52		Jeremy ALCOBA		Liqui Moly Intact GP		SPA	
Runs=1	Total laps=17	Full laps=11					
1	2'26.998	23.837	28.678	23.808	26.693		
2	1'36.898	22.284	25.843	22.924	25.847	278.3	
3	1'36.275	22.088	25.592	22.781	25.814	273.9	
4	1'35.951 *	21.91*	25.596	22.663	25.782	272.8	
5	1'35.776	21.938	25.549	22.566	25.723	275.0	
6	1'35.615	21.804	25.468	22.546	25.797	273.9	
7	1'36.335	21.933	25.734	22.598	26.070	276.1	
8	1'35.768	21.882	25.488	22.583	25.815	273.9	
9	1'35.782	21.848	25.432	22.702	25.800	273.9	
10	1'42.792 P	22.041	28.203*	22.646	29.902	272.8	
11	14'19.037	28.584	27.401	23.923	30.149		
12	1'46.119	22.114	25.769	25.824	32.412	272.8	
13	1'36.067 *	21.884	25.584	22.758*	25.841*	276.1	
14	1'38.219	21.866	25.455	23.653	27.245	273.9	
15	1'35.602	21.807	25.514	22.532	25.749	273.9	
16	1'35.260	21.759	25.276	22.515	25.710	275.0	
17	1'40.850 *	21.905	25.533*	27.515	25.897	276.1	

13th 12		Filip SALAC		Gresini Racing Moto2		CZE	
Runs=1	Total laps=8	Full laps=5					
1	2'26.302	22.471	27.894	23.715	26.659		
2	1'36.899	22.122	25.886	22.710	26.181	276.1	
3	1'35.385	21.738	25.513	22.552	25.582	272.8	
4	1'36.552 *	21.94*	25.841	22.682	26.084	273.9	

14th 35		Somkiat CHANTRA		IDEMITSU Honda Tea		THA	
Runs=1	Total laps=17	Full laps=12					
1	2'54.128	22.491	27.019	23.414	26.947		
2	1'36.857	22.094	26.028	22.723	26.012	269.6	
3	1'36.302	22.092	25.714	22.589	25.907	270.7	
4	1'36.126	21.919	25.642	22.622	25.943	271.7	
5	1'36.744	21.893	25.936	22.783	26.132	270.7	
6	1'36.550	21.970	25.679	22.560	26.341	270.7	
7	1'39.055 *	23.535	26.288	22.923*	26.309*	268.5	
8	1'35.878	21.985	25.527	22.569	25.797	270.7	
9	1'35.880	21.936	25.507	22.538	25.899	270.7	
10	1'47.219 P	22.459	27.571	24.681	32.508	269.6	
11	13'42.941	23.921	26.820	22.919	26.625		
12	1'46.383	29.193	28.517	22.813	25.860	275.0	
13	1'37.494 *	22.681	25.935	22.903*	25.975*	275.0	
14	1'35.695	21.870	25.419	22.447	25.959	273.9	
15	1'35.307	21.877	25.434	22.348	25.648	273.9	
16	1'35.277	21.682	25.365	22.331	25.899	273.9	
17	1'51.214	29.318	31.570	23.647	26.679	271.7	

15th 8		Senna AGIUS		Elf Marc VDS Racing		AUS	
Runs=1	Total laps=17	Full laps=10					
1	2'21.224	23.344	26.722	23.336	26.426		
2	1'36.839	21.892	26.033	22.824	26.090	270.7	
3	1'36.214	21.850	25.627	22.723	26.014	270.7	
4	1'38.374 *	22.96*	26.352	22.982	26.076	271.7	
5	1'35.968	21.778	25.617	22.592	25.981	270.7	
6	1'35.978	21.749	25.664	22.666	25.899	270.7	
7	1'35.768	21.727	25.671	22.570	25.800	271.7	
8	1'45.302	30.464	26.114	22.724	26.000	271.7	
9	1'35.777	21.831	25.488	22.619	25.839	271.7	
10	1'41.364 P	22.410	26.544	22.723	29.687	271.7	
11	13'58.998	22.987	26.292	24.096	29.563		
12	1'35.391 *	21.653	25.502	22.417	25.819*	269.6	
13	1'35.327	21.648	25.470	22.414	25.795	270.7	
14	1'35.432 *	21.685	25.476	22.469*	25.802*	270.7	
15	1'37.679 *	22.55*	26.423	22.774	25.924	270.7	
16	1'35.608	21.757	25.390	22.557	25.904	269.6	
17	1'35.464	21.676	25.535	22.462	25.791	270.7	

16th 23		Marcel SCHROTTE		Liqui Moly Intact GP		GER	
Runs=2	Total laps=18	Full laps=10					
1	2'32.858	21.688	26.802	23.170	26.263		
2	1'36.869	22.227	25.873	22.666	26.103	272.8	
3	1'36.433	21.975	25.667	22.787	26.004	272.8	
4	1'36.108 *	21.94*	25.618	22.592	25.958	271.7	
5	1'35.754	21.828	25.530	22.563	25.833	272.8	
6	1'42.244	21.907	26.965	23.235	30.137	272.8	
7	1'39.614	23.035	27.036	22.831	26.712	270.7	
8	1'36.406	21.958	25.702	22.649	26.097	269.6	
9	1'36.178	21.918	25.584	22.593	26.083	270.7	

Fastest Lap: Pedro ACOSTA Red Bull KTM Ajo SPA 1'34.592 21.569 25.255 22.257 25.511

These data/results cannot be reproduced, stored and/or transmitted in whole or in part by any manner of electronic, mechanical, photocopying, recording, broadcasting or otherwise now known or herein after developed without the previous express consent by the copyright owner, except for reproduction in daily press and regular printed publications on sale to the public within 60 days of the event related to those data/results and always provided that copyright symbol appears together as follows below.
© DORNA, 2022



Free Practice Nr. 3

Moto2

Lap	Lap Time	T1	T2	T3	T4	Speed	Lap	Lap Time	T1	T2	T3	T4	Speed
10	1'40.651 P	21.999	27.551	23.362	27.739	269.6	9	1'35.645	21.817	25.490	22.579	25.759	269.6
11	11'33.557	23.554	26.855	22.914	26.365		10	1'35.526	21.783	25.455	22.579	25.709	268.5
12	1'35.613	21.783	25.506	22.538	25.786	269.6	11	1'39.697 P	22.138	26.111	23.336	28.112	267.5
13	1'35.525 *	21.78*	25.455	22.388	25.896*	270.7	12	6'03.408	22.385	26.790	23.795	26.885	
14	1'35.360	21.763	25.411	22.468	25.718	270.7	13	1'43.691 *	22.781	26.821	24.604*	29.485*	266.5
15	1'35.437 *	21.715	25.433	22.489*	25.800*	270.7	14	1'40.535	21.858	25.696	22.848	30.133	270.7
16	1'44.564 P	21.781	25.499	22.835	34.449	270.7	15	1'36.681 *	21.790	25.593*	23.515	25.783	271.7
17	2'09.453	21.838	27.694	24.113	34.489		16	1'35.945	21.727	25.499	22.707	26.012	271.7
18	1'37.421	22.015	26.246	22.924	26.236	273.9							

17th 13 Celestino VIETTI Mooney VR46 Racing ITA

Runs=1 Total laps=15 Full laps=11

1	2'04.872	25.520	28.036	23.732	26.694	
2	1'37.376	22.324	26.226	22.712	26.114	268.5
3	1'36.426	22.056	25.733	22.634	26.003	269.6
unfinished						
4	1'41.162 *	23.65*	27.455	23.492	26.560	271.7
5	1'36.980	22.243	26.048	22.724	25.965	266.5
6	1'35.800	21.901	25.550	22.430	25.919	268.5
7	1'35.692	21.846	25.507	22.441	25.898	269.6
8	1'35.476 *	21.824	25.504	22.326	25.822*	270.7
9	1'35.404	21.849	25.396	22.356	25.803	270.7
10	1'35.888 *	21.819	25.515	22.550*	26.004*	270.7
11	1'35.570	21.850	25.452	22.387	25.881	271.7
12	1'35.364	21.846	25.385	22.318	25.815	270.7
13	1'35.482	21.859	25.443	22.391	25.789	271.7
14	1'35.426	21.829	25.468	22.283	25.846	271.7

18th 14 Tony ARBOLINO Elf Marc VDS Racing ITA

Runs=1 Total laps=15 Full laps=8

1	2'31.726	21.602	27.587	23.258	26.193	
2	1'36.706	21.976	26.053	22.698	25.979	270.7
3	1'36.168	21.797	25.852	22.659	25.860	272.8
4	1'36.085 *	21.89*	25.684	22.600	25.902	272.8
5	1'35.388	21.764	25.510	22.479	25.635	272.8
6	1'51.848 *	22.40*	29.106	28.543	31.795	272.8
7	1'36.323	22.020	25.800	22.658	25.845	271.7
8	1'43.106 P	21.858	26.358*	23.890	31.000	272.8
9	17'11.846	33.095	27.423	25.573	29.860	
10	1'37.485	22.098	26.798	22.874	25.715	272.8
11	1'35.511 *	21.771	25.551	22.519*	25.670*	271.7
12	1'46.710 *	21.972	25.445	22.444*	36.849*	271.7
13	1'36.125	22.279	25.647	22.412	25.787	260.4
14	1'40.596	21.847	26.207	26.349	26.193	271.7
15	1'35.369	21.848	25.416	22.455	25.650	272.8

19th 18 Manuel GONZALEZ Yamaha VR46 Master SPA

Runs=2 Total laps=16 Full laps=8

1	2'25.324	24.777	26.860	23.849	29.599	
2	1'36.638	22.172	25.953	22.576	25.937	273.9
3	1'35.868	22.009	25.583	22.501	25.775	273.9
4	1'40.336 *	22.89*	27.229	23.270	26.944	272.8
5	1'35.785	21.900	25.594	22.548	25.743	275.0
6	1'40.972 P	21.876	25.885	23.411	29.800	272.8
7	11'03.162	22.553	26.937	23.482	28.933	
8	1'36.235	22.047	25.682	22.686	25.820	266.5

20th 72 Borja GOMEZ Flexbox HP40 SPA

Runs=1 Total laps=15 Full laps=9

1	1'46.518	21.447	26.427	22.899	26.395	
2	1'36.148	22.043	25.694	22.525	25.886	268.5
3	1'36.417	22.152	25.660	22.604	26.001	273.9
4	1'35.771	21.930	25.572	22.488	25.781	272.8
5	1'43.630 *	24.46*	26.613	25.948	26.604	269.6
6	1'41.248	21.927	29.353	23.593	26.375	269.6
7	1'36.592	22.016	25.752	22.702	26.122	267.5
8	1'45.306 P	24.511	26.565	23.639*	30.591	269.6
9	17'57.852	29.425	27.324	25.792	29.857	
10	1'40.553	22.026	25.865	26.458	26.204	269.6
11	1'35.857 *	21.798	25.523	22.588*	25.948*	271.7
12	1'35.898 *	21.850	25.455	22.615*	25.978*	272.8
13	1'44.048	21.879	26.486	29.447	26.236	270.7
14	1'40.270	21.892	25.667	24.632	28.079	273.9
15	1'35.546	21.865	25.487	22.362	25.832	272.8

21st 17 Alex ESCRIG MV Agusta Forward R SPA

Runs=1 Total laps=13 Full laps=6

1	2'25.094	27.479	27.984	23.811	27.017	
2	1'42.198 *	25.08*	28.137	22.872	26.109	264.4
3	1'37.430	22.567	25.989	22.710	26.164	266.5
4	1'36.111 *	21.97*	25.651	22.667	25.819	267.5
5	1'35.666	21.785	25.568	22.574	25.739	269.6
6	1'47.870 P	22.63*	28.280	23.439	33.515	266.5
7	20'35.797	26.906	26.945	22.846	26.662	
8	1'37.157	22.803	25.729	22.695	25.930	265.4
9	1'35.970 *	21.835	25.636	22.610*	25.889*	265.4
10	1'35.777 *	21.859	25.550	22.516*	25.852*	265.4
11	1'42.251	21.879	26.910	27.360	26.102	264.4
12	1'38.701	21.919	26.585	23.896	26.301	265.4
13	1'44.211	22.015	25.855	25.788	30.553	265.4

22nd 64 Bo BENDSNEYDER Pertamina Mandalika NED

Runs=1 Total laps=20 Full laps=14

1	1'44.722	21.998	26.822	23.029	26.168	
2	1'36.922	22.049	26.013	22.721	26.139	266.5
3	1'36.408	21.982	25.800	22.574	26.052	267.5
4	1'36.766	22.278	25.813	22.595	26.080	266.5
5	1'36.599	22.214	25.727	22.559	26.099	267.5
6	1'36.208	21.907	25.687	22.533	26.081	266.5
7	1'36.320	22.011	25.735	22.530	26.044	266.5
8	1'37.105 *	21.990	25.663	23.124*	26.328	267.5
9	1'36.512	22.030	25.716	22.633	26.133	267.5
10	1'36.455	22.108	25.722	22.599	26.026	267.5
11	1'36.341	22.044	25.684	22.548	26.065	268.5

Fastest Lap: Pedro ACOSTA	Red Bull KTM Ajo	SPA	1'34.592	21.569	25.255	22.257	25.511
----------------------------------	------------------	-----	-----------------	--------	--------	--------	--------

These data/results cannot be reproduced, stored and/or transmitted in whole or in part by any manner of electronic, mechanical, photocopying, recording, broadcasting or otherwise now known or herein after developed without the previous express consent by the copyright owner, except for reproduction in daily press and regular printed publications on sale to the public within 60 days of the event related to those data/results and always provided that copyright symbol appears together as follows below.

© DORNA, 2022

Official MotoGP Timing by TISSOT
www.motogp.com

Cheste, Saturday, November 05, 2022

Page 4 of 6



Free Practice Nr. 3

Moto2

Lap	Lap Time	T1	T2	T3	T4	Speed	Lap	Lap Time	T1	T2	T3	T4	Speed		
12	1'45.648	P	21.991	28.987	23.833	30.837	265.4	13	1'36.131	*	21.854	25.578	22.739*	25.960*	268.5
13	9'56.131		22.872	26.480	22.749	25.996		14	1'42.913		22.101	25.926	26.357	28.529	269.6
14	1'37.080		22.524	26.116	22.545	25.895	266.5	15	1'36.169		21.969	25.523	22.729	25.948	266.5
15	1'35.641	*	21.843	25.487	22.425	25.886*	267.5	16	1'35.884		21.871	25.575	22.610	25.828	266.5
16	1'36.681		22.382	25.742	22.638	25.919	268.5								
17	1'37.233	*	21.872	25.444	22.860*	27.057*	269.6								
18	1'35.762		21.851	25.444	22.436	26.031	269.6								
19	1'35.703		21.921	25.427	22.425	25.930	269.6								
20	1'35.710		21.872	25.454	22.443	25.941	269.6								

23rd		16	Joe ROBERTS	Italtrans Racing Team	USA		
		Runs=2	Total laps=8	Full laps=6			
1	2'42.352	22.843	26.974	23.360	26.809		
2	1'37.195	22.248	26.187	22.716	26.044	270.7	
3	1'36.682	22.202	25.710	22.729	26.041	270.7	
4	1'36.324	*	22.06*	25.613	22.567	26.077	268.5
5	1'35.745	21.922	25.510	22.497	25.816	270.7	
6	1'39.071	21.917	27.345	22.972	26.837	270.7	
unfinished		21.965	25.400			270.7	
7	5'33.779	P	25.344	28.041	23.283	4'17.111	

24th		61	Alessandro ZACCO	Gresini Racing Moto2	ITA		
		Runs=1	Total laps=18	Full laps=13			
1	2'02.548	24.069	28.248	24.766	27.090		
2	1'38.477	22.508	26.516	23.139	26.314	263.4	
3	1'36.808	22.016	25.850	22.862	26.080	265.4	
4	1'40.029	22.179	25.942	25.720	26.188	266.5	
5	1'36.677	22.059	25.725	22.860	26.033	268.5	
6	1'36.637	22.001	25.786	22.779	26.071	267.5	
7	1'43.318	24.185	26.553	24.382	28.198	266.5	
8	1'36.565	22.035	25.763	22.755	26.012	267.5	
9	1'36.618	21.997	25.679	22.908	26.034	267.5	
10	1'41.733	22.073	25.704	24.021	29.935	265.4	
11	1'43.879	P	22.091	25.743	23.643	32.402	268.5
12	12'44.126	*	26.286	27.199*	23.208	31.938	
13	1'40.294	22.243	25.781	23.608	28.662	268.5	
14	1'38.725	*	21.905	25.511	22.797*	28.512*	268.5
15	1'36.005	*	21.813	25.402	22.707*	26.083*	269.6
16	1'36.324	21.836	25.475	22.765	26.248	268.5	
17	1'39.523	21.841	25.523	25.350	26.809	267.5	
18	1'35.781	21.913	25.431	22.581	25.856	269.6	

25th		29	Taiga HADA	Pertamina Mandalika	JPN		
		Runs=1	Total laps=16	Full laps=10			
1	2'05.259	24.799	27.805	24.043	26.380		
2	1'37.529	22.400	26.050	22.979	26.100	266.5	
3	1'37.045	22.196	25.888	22.881	26.080	269.6	
4	1'36.951	21.974	25.945	22.964	26.068	268.5	
5	1'39.326	23.770	26.422	22.962	26.172	267.5	
6	1'36.390	21.884	25.755	22.777	25.974	268.5	
7	1'42.448	*	22.21*	26.916	23.890	29.426	268.5
8	1'36.581	22.009	25.810	22.824	25.938	269.6	
9	1'41.987	P	22.078	26.309	23.355	30.245	267.5
10	16'03.197		25.246	27.546	23.788	26.362	
11	1'35.958	21.812	25.639	22.632	25.875	267.5	
12	1'36.187	*	21.912	25.565	22.826*	25.884*	269.6

26th		81	Keminth KUBO	Yamaha VR46 Master	THA		
		Runs=1	Total laps=18	Full laps=13			
1	2'12.624	22.985	27.434	23.763	26.445		
2	1'40.291	22.133	26.117	25.614	26.427	268.5	
3	1'36.918	22.092	25.855	22.953	26.018	268.5	
4	1'36.513	*	21.98*	25.758	22.717	26.051	268.5
5	1'36.447	21.913	25.728	22.779	26.027	268.5	
6	1'38.147	23.110	26.241	22.833	25.963	268.5	
7	1'36.286	22.004	25.687	22.736	25.859	267.5	
8	1'39.517	23.693	26.370	23.009	26.445	269.6	
9	1'42.183	26.386	26.963	22.815	26.019	268.5	
10	1'36.310	21.933	25.801	22.718	25.858	268.5	
11	1'46.051	P	24.413	27.005	23.434	31.199	268.5
12	12'36.888		22.489	29.145	30.456	31.786	
13	1'47.049	26.070	29.129	25.716	26.134	276.1	
14	1'36.697	*	22.002	25.751	22.889*	26.055*	270.7
15	1'36.355	21.833	25.655	22.687	26.180	270.7	
16	1'36.259	21.981	25.681	22.640	25.957	271.7	
17	1'36.356	22.116	25.583	22.708	25.949	269.6	
18	1'35.957	21.912	25.623	22.612	25.810	268.5	

27th		4	Sean Dylan KELLY	American Racing	USA		
		Runs=1	Total laps=17	Full laps=11			
1	2'21.611	26.011	27.575	23.872	27.388		
2	1'37.946	22.336	26.134	23.005	26.471	269.6	
3	1'41.393	22.349	26.015	26.074	26.955	269.6	
4	1'37.136	*	22.04*	25.930	22.734	26.423	270.7
5	1'36.611	22.156	25.683	22.689	26.083	267.5	
6	1'45.916	22.374	27.147	24.599	31.796	269.6	
7	1'39.579	22.285	26.065	23.040	28.189	269.6	
8	1'37.184	22.205	25.819	22.831	26.329	270.7	
9	1'36.664	22.067	25.769	22.649	26.179	273.9	
10	1'44.917	P	23.393	27.226	24.037	30.261	270.7
11	13'45.799		22.565	26.859	23.235	31.783	
12	1'36.468	*	22.215	25.606	22.627	26.020*	266.5
13	1'36.091	21.928	25.695	22.576	25.892	270.7	
14	1'36.421	*	21.938	25.556	22.631*	26.296*	269.6
15	1'40.916	21.932	25.567	22.689	30.728	267.5	
16	1'36.274	22.075	25.564	22.563	26.072	270.7	
17	1'36.136	21.987	25.574	22.555	26.020	270.7	

28th		24	Simone CORSI	MV Agusta Forward R	ITA		
		Runs=2	Total laps=14	Full laps=8			
1	2'12.991	24.350	28.137	23.846	26.516		
2	1'41.044	22.241	26.081	23.888	28.834	269.6	
3	1'36.833	22.136	25.819	22.864	26.014	266.5	
4	1'36.418	*	21.98*	25.720	22.637	26.080	267.5
5	1'36.290	21.944	25.644	22.736	25.966	267.5	
6	1'36.978	21.973	26.001	22.770	26.234	266.5	
7	1'37.639	22.142	26.332	22.964	26.201	263.4	
8	1'36.542	22.025	25.860	22.651	26.006	268.5	

Fastest Lap:	Pedro ACOSTA	Red Bull KTM Ajo	SPA	1'34.592	21.569	25.255	22.257	25.511
---------------------	--------------	------------------	-----	-----------------	--------	--------	--------	--------

These data/results cannot be reproduced, stored and/or transmitted in whole or in part by any manner of electronic, mechanical, photocopying, recording, broadcasting or otherwise now known or herein after developed without the previous express consent by the copyright owner, except for reproduction in daily press and regular printed publications on sale to the public within 60 days of the event related to those data/results and always provided that copyright symbol appears together as follows below.
© DORNA, 2022

Free Practice Nr. 3

Moto2

Lap	Lap Time	T1	T2	T3	T4	Speed	Lap	Lap Time	T1	T2	T3	T4	Speed
9	1'36.448	22.030	25.781	22.685	25.952	267.5	8	1'39.294	22.016	25.758	22.868	28.652	270.7
10	1'36.201	21.972	25.690	22.570	25.969	266.5	9	1'56.245 P	24.806	32.486	26.319	32.634	270.7
11	1'44.713 P	22.014	26.109	23.398	33.192	265.4	10	12'45.041	23.736	27.082	23.651	26.837	
12	12'28.018	22.822	26.904	23.278	26.399		11	1'37.511	22.172	25.785	23.098	26.456	267.5
13	1'37.688 *	22.117	26.749	23.011	25.811*	264.4	12	1'38.638	22.341	27.035	22.983	26.279	268.5
unfinished	21.906	25.680				268.5	13	1'36.522	22.028	25.675	22.691	26.128	270.7

29th 42 Marcos RAMIREZ MV Agusta Forward R SPA
 Runs=2 Total laps=16 Full laps=8

1	1'46.502	23.509	27.387	23.472	26.446	
2	1'37.577	22.407	26.097	22.902	26.171	269.6
3	1'37.194	22.161	26.055	22.814	26.164	270.7
4	1'37.204	22.107	26.013	22.797	26.287	270.7
5	1'42.615 *	22.78*	26.131	26.872	26.824	268.5
6	1'36.732	22.017	25.900	22.727	26.088	270.7
7	1'43.966 P	22.738	27.217	23.370	30.641	268.5
8	9'19.473	25.273	27.903	23.378	26.419	
9	1'41.246 P	22.317	26.250	23.030	29.649	266.5
10	8'38.919	27.314	27.504	23.374	34.449	
11	1'36.857	22.364	25.925	22.583	25.985	264.4
12	1'36.479 *	22.020	25.680	22.617*	26.162*	270.7
13	1'38.325 *	21.947	25.695	23.510*	27.173*	268.5
14	1'36.323	22.009	25.694	22.597	26.023	270.7
15	1'41.946	22.011	25.637	26.961	27.337	270.7
16	1'36.320	22.037	25.695	22.629	25.959	271.7

30th 28 Niccolò ANTONELLI Mooney VR46 Racing ITA
 Runs=1 Total laps=18 Full laps=13

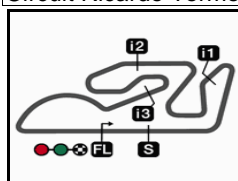
1	2'05.180	25.624	27.972	23.906	26.712	
2	1'39.681	23.220	26.611	23.266	26.584	273.9
3	1'37.960	22.331	26.171	23.038	26.420	270.7
4	1'37.693	22.368	26.045	22.830	26.450	271.7
5	1'37.378	22.246	25.955	22.805	26.372	270.7
6	1'37.426	22.199	26.054	22.821	26.352	271.7
7	1'37.208	22.203	25.964	22.823	26.218	270.7
8	1'37.379	22.300	25.990	22.817	26.272	269.6
9	1'39.038	22.112	26.023	24.494	26.409	268.5
10	1'37.193	22.226	25.893	22.829	26.245	270.7
11	1'50.346 P	27.642	29.574	23.167	29.963	269.6
12	12'27.045	22.852	27.214	23.369	28.045	
13	1'37.238 *	22.260	26.094	22.822	26.062*	270.7
14	1'37.349	22.119	26.187	22.941	26.102	270.7
15	1'36.507 *	21.957	25.724	22.667*	26.159*	271.7
16	1'36.437	21.971	25.591	22.696	26.179	271.7
17	1'40.911	21.875	25.710	23.387	29.939	269.6
18	1'36.416	21.929	25.666	22.637	26.184	272.8

31st 84 Zonta VD GOORBE RW Racing GP NED
 Runs=1 Total laps=18 Full laps=14

1	2'05.863	23.853	27.653	24.024	26.736	
2	1'37.395	22.350	26.091	22.937	26.017	269.6
3	1'36.932	22.041	25.766	22.872	26.253	269.6
4	1'40.744	23.674	27.835	22.847	26.388	269.6
5	1'37.472	22.036	25.856	22.865	26.715	270.7
6	1'38.088	22.785	25.911	22.948	26.444	270.7
7	1'36.776	22.075	25.753	22.809	26.139	270.7

Fastest Lap: Pedro ACOSTA Red Bull KTM Ajo SPA **1'34.592** 21.569 25.255 22.257 25.511

These data/results cannot be reproduced, stored and/or transmitted in whole or in part by any manner of electronic, mechanical, photocopying, recording, broadcasting or otherwise now known or herein after developed without the previous express consent by the copyright owner, except for reproduction in daily press and regular printed publications on sale to the public within 60 days of the event related to those data/results and always provided that copyright symbol appears together as follows below.
 © DORNA, 2022



4005 m.

GRAN PREMIO MOTUL DE LA COMUNITAT VALENCIANA

Free Practice Nr. 3

Best Partial Times

Moto2™

IT Ideal Lap Time, sum of the best partial times

BT Best Lap Time

T1		T2		T3		T4				IT		BT	
Pos	Rider	Time	Rider	Time	Rider	Time	Rider	Time	Pos	Rider			
1	P.ACOSTA	21.546	A.FERNANDEZ	25.171	A.FERNANDEZ	22.116	P.ACOSTA	25.511	1	A.CANET	1'34.517	1'34.664	(3)
2	A.OGURA	21.547	A.CANET	25.187	A.CANET	22.168	A.CANET	25.569	2	P.ACOSTA	1'34.537	1'34.592	(1)
3	A.CANET	21.593	F.ALDEGUER	25.211	A.LOPEZ	22.198	F.ALDEGUER	25.571	3	A.FERNANDEZ	1'34.540	1'34.658	(2)
4	A.FERNANDEZ	21.615	A.LOPEZ	25.227	J.DIXON	22.221	F.SALAC	25.582	4	A.LOPEZ	1'34.719	1'34.786	(4)
5	S.AGIUS	21.648	P.ACOSTA	25.255	P.ACOSTA	22.225	J.DIXON	25.601	5	F.ALDEGUER	1'34.839	1'35.016	(6)
6	F.SALAC	21.661	J.ALCOBA	25.276	M.PASINI	22.226	A.LOPEZ	25.625	6	A.OGURA	1'34.865	1'35.111	(7)
7	A.LOPEZ	21.669	J.DIXON	25.276	A.OGURA	22.229	T.ARBOLINO	25.635	7	J.DIXON	1'34.872	1'34.953	(5)
8	S.CHANTRA	21.682	L.DALLA PORTA	25.322	C.VIETTI	22.283	A.FERNANDEZ	25.638	8	S.CHANTRA	1'35.026	1'35.277	(14)
9	C.BEAUBIER	21.708	C.BEAUBIER	25.329	F.ALDEGUER	22.298	S.CHANTRA	25.648	9	F.SALAC	1'35.115	1'35.268	(13)
10	L.DALLA PORTA	21.715	S.CHANTRA	25.365	C.BEAUBIER	22.325	A.ARENAS	25.684	10	M.PASINI	1'35.136	1'35.254	(11)
11	M.SCHROTTER	21.715	A.ARENAS	25.370	S.CHANTRA	22.331	M.GONZALEZ	25.709	11	C.BEAUBIER	1'35.153	1'35.217	(10)
12	M.GONZALEZ	21.727	A.OGURA	25.375	L.DALLA PORTA	22.347	J.ALCOBA	25.710	12	L.DALLA PORTA	1'35.169	1'35.172	(8)
13	A.ARENAS	21.736	M.PASINI	25.383	B.GOMEZ	22.362	A.OGURA	25.714	13	A.ARENAS	1'35.174	1'35.207	(9)
14	J.ALCOBA	21.759	C.VIETTI	25.385	A.ARENAS	22.384	M.SCHROTTER	25.718	14	T.ARBOLINO	1'35.227	1'35.369	(18)
15	F.ALDEGUER	21.759	S.AGIUS	25.390	M.SCHROTTER	22.388	A.ESCRIG	25.739	15	M.SCHROTTE	1'35.232	1'35.360	(16)
16	T.ARBOLINO	21.764	J.ROBERTS	25.400	F.SALAC	22.397	M.PASINI	25.747	16	S.AGIUS	1'35.243	1'35.327	(15)
17	J.DIXON	21.774	A.ZACCONE	25.402	T.ARBOLINO	22.412	B.GOMEZ	25.781	17	J.ALCOBA	1'35.260	1'35.260	(12)
18	M.PASINI	21.780	M.SCHROTTER	25.411	S.AGIUS	22.414	L.DALLA PORTA	25.785	18	C.VIETTI	1'35.276	1'35.364	(17)
19	A.ESCRIG	21.785	T.ARBOLINO	25.416	B.BENDSNEYDE	22.425	C.VIETTI	25.789	19	M.GONZALEZ	1'35.392	1'35.526	(19)
20	B.GOMEZ	21.798	B.BENDSNEYDE	25.427	J.ROBERTS	22.497	C.BEAUBIER	25.791	20	B.GOMEZ	1'35.396	1'35.546	(20)
21	T.HADA	21.812	M.GONZALEZ	25.455	M.GONZALEZ	22.501	S.AGIUS	25.791	21	B.BENDSNEY	1'35.590	1'35.703	(22)
22	A.ZACCONE	21.813	B.GOMEZ	25.455	J.ALCOBA	22.515	K.KUBO	25.810	22	J.ROBERTS	1'35.630	1'35.745	(23)
23	C.VIETTI	21.819	F.SALAC	25.475	S.KELLY	22.555	J.ROBERTS	25.816	23	A.ESCRIG	1'35.648	1'35.666	(21)
24	K.KUBO	21.833	T.HADA	25.523	S.CORSI	22.570	T.HADA	25.828	24	A.ZACCONE	1'35.652	1'35.781	(24)


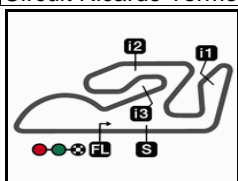
These data/results cannot be reproduced, stored and/or transmitted in whole or in part by any manner of electronic, mechanical, photocopying, recording, broadcasting or otherwise now known or herein after developed without the previous express consent by the copyright owner, except for reproduction in daily press and regular printed publications on sale to the public within 60 days of the event related to those data/results and always provided that copyright symbol appears together as follows below.

© DORNA, 2022

Official MotoGP Timing by TISSOT
www.motogp.com



Circuit Ricardo Tormo

Results and timing service provided by  TISSOT

4005 m.

GRAN PREMIO MOTUL DE LA COMUNITAT VALENCIANA

Free Practice Nr. 3

Best Partial Times

Moto2™

IT Ideal Lap Time, sum of the best partial times

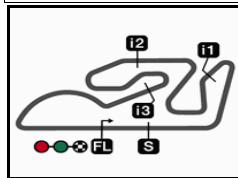
BT Best Lap Time

T1		T2		T3		T4				IT		BT	
Pos	Rider	Time	Rider	Time	Rider	Time	Rider	Time	Pos	Rider	IT	BT	
25	B.BENDSNEYDE	21.843	A.ESCRIG	25.550	A.ESCRIG	22.574	A.ZACCONE	25.856	25	T.HADA	1'35.773	1'35.884	(25)
26	N.ANTONELLI	21.875	S.KELLY	25.556	A.ZACCONE	22.581	S.KELLY	25.892	26	K.KUBO	1'35.838	1'35.957	(26)
27	S.CORSI	21.906	K.KUBO	25.583	M.RAMIREZ	22.583	B.BENDSNEYDE	25.895	27	S.KELLY	1'35.931	1'36.091	(27)
28	J.ROBERTS	21.917	N.ANTONELLI	25.591	T.HADA	22.610	S.CORSI	25.952	28	S.CORSI	1'36.072	1'36.201	(28)
29	S.KELLY	21.928	M.RAMIREZ	25.637	K.KUBO	22.612	M.RAMIREZ	25.959	29	M.RAMIREZ	1'36.126	1'36.320	(29)
30	M.RAMIREZ	21.947	S.CORSI	25.644	N.ANTONELLI	22.637	Z.VD GOORBER	26.017	30	N.ANTONELLI	1'36.205	1'36.416	(30)
31	Z.VD GOORBER	22.016	Z.VD GOORBER	25.675	Z.VD GOORBER	22.691	N.ANTONELLI	26.102	31	Z.VD GOORBE	1'36.399	1'36.522	(31)

These data/results cannot be reproduced, stored and/or transmitted in whole or in part by any manner of electronic, mechanical, photocopying, recording, broadcasting or otherwise now known or herein after developed without the previous express consent by the copyright owner, except for reproduction in daily press and regular printed publications on sale to the public within 60 days of the event related to those data/results and always provided that copyright symbol appears together as follows below.
© DORNA, 2022

Official MotoGP Timing by TISSOT
www.motogp.com





4005 m.

GRAN PREMIO MOTUL DE LA COMUNITAT VALENCIANA

Free Practice Nr. 3

Fastest Laps Sequence

<i>Practice Time</i>	 <i>Rider</i>	<i>Nation</i>	<i>Motorcycle</i>	<i>Time</i>	<i>Km/h</i>	<i>Rider's Lap</i>
3'16.515	21 Alonso LOPEZ	SPA	BOSCOSCURO	1'36.194	149.8	2
3'22.666	72 Borja GOMEZ	SPA	KALEX	1'36.148	149.9	2
4'58.223	40 Aron CANET	SPA	KALEX	1'35.861	150.4	3
5'37.512	51 Pedro ACOSTA	SPA	KALEX	1'35.760	150.5	3
5'38.428	37 Augusto FERNANDEZ	SPA	KALEX	1'35.690	150.6	3
5'38.586	12 Filip SALAC	CZE	KALEX	1'35.385	151.1	3
8'04.023	21 Alonso LOPEZ	SPA	BOSCOSCURO	1'35.358	151.1	5
8'50.406	12 Filip SALAC	CZE	KALEX	1'35.268	151.3	5
9'07.516	11 Mattia PASINI	ITA	KALEX	1'35.254	151.3	5
10'25.337	37 Augusto FERNANDEZ	SPA	KALEX	1'35.147	151.5	6
13'38.387	51 Pedro ACOSTA	SPA	KALEX	1'34.946	151.8	8
20'01.648	37 Augusto FERNANDEZ	SPA	KALEX	1'34.903	151.9	12
33'03.072	21 Alonso LOPEZ	SPA	BOSCOSCURO	1'34.786	152.1	14
34'03.177	37 Augusto FERNANDEZ	SPA	KALEX	1'34.658	152.3	16
39'07.161	51 Pedro ACOSTA	SPA	KALEX	1'34.592	152.4	19

These data/results cannot be reproduced, stored and/or transmitted in whole or in part by any manner of electronic, mechanical, photocopying, recording, broadcasting or otherwise now known or herein after developed without the previous express consent by the copyright owner, except for reproduction in daily press and regular printed publications on sale to the public within 60 days of the event related to those data/results and always provided that copyright symbol appears together as follows below.

© DORNA, 2022

Official MotoGP Timing by TISSOT
www.motogp.com

Cheste, Saturday, November 05, 2022

