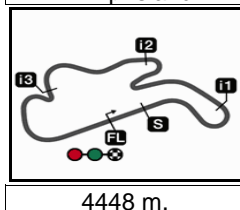


ANIMOCA BRANDS AUSTRALIAN MOTORCYCLE GRAND PRIX


Free Practice Nr. 1

Classification

3



4448 m.

	Rider	Nation	Team	Motorcycle	Time	Lap Total	Gap	Top Speed
1	37 Augusto FERNANDEZ	SPA	Red Bull KTM Ajo	KALEX	1'34.704	11 15		293.6
2	12 Filip SALAC	CZE	Gresini Racing Moto2	KALEX	1'34.778	9 10	0.074 0.074	296.0
3	96 Jake DIXON	GBR	Inde GASGAS Aspar Team	KALEX	1'34.840	17 19	0.136 0.062	296.8
4	35 Somkiat CHANTRA	THA	IDEMITSU Honda Team Asia	KALEX	1'34.970	17 19	0.266 0.130	296.0
5	14 Tony ARBOLINO	ITA	Elf Marc VDS Racing Team	KALEX	1'35.001	14 18	0.297 0.031	293.6
6	64 Bo BENDSNEYDER	NED	Pertamina Mandalika SAG Team	KALEX	1'35.018	13 24	0.314 0.017	295.2
7	40 Aron CANET	SPA	Flexbox HP40	KALEX	1'35.050	12 16	0.346 0.032	295.2
8	22 Sam LOWES	GBR	Elf Marc VDS Racing Team	KALEX	1'35.287	12 16	0.583 0.237	294.4
9	75 Albert ARENAS	SPA	Inde GASGAS Aspar Team	KALEX	1'35.295	12 16	0.591 0.008	296.8
10	54 Fermín ALDEGUER	SPA	Beta Tools Speed Up	BOSCOSCURO	1'35.346	14 19	0.642 0.051	296.0
11	21 Alonso LOPEZ	SPA	Beta Tools Speed Up	BOSCOSCURO	1'35.402	16 17	0.698 0.056	299.3
12	18 Manuel GONZALEZ	SPA	Yamaha VR46 Master Camp Team	KALEX	1'35.476	6 10	0.772 0.074	292.0
13	52 Jeremy ALCOBA	SPA	Liqui Moly Intact GP	KALEX	1'35.531	15 17	0.827 0.055	294.4
14	16 Joe ROBERTS	USA	Italtrans Racing Team	KALEX	1'35.546	12 18	0.842 0.015	292.8
15	23 Marcel SCHROTTER	GER	Liqui Moly Intact GP	KALEX	1'35.799	11 17	1.095 0.253	293.6
16	79 Ai OGURA	JPN	IDEMITSU Honda Team Asia	KALEX	1'35.876	11 19	1.172 0.077	293.6
17	6 Cameron BEAUBIER	USA	American Racing	KALEX	1'36.158	18 19	1.454 0.282	297.6
18	42 Marcos RAMIREZ	SPA	MV Agusta Forward Racing	MV AGUSTA	1'36.192	18 19	1.488 0.034	295.2
19	7 Barry BALTUS	BEL	RW Racing GP	KALEX	1'36.231	11 21	1.527 0.039	291.2
20	4 Sean Dylan KELLY	USA	American Racing	KALEX	1'36.554	18 18	1.850 0.323	297.6
21	28 Niccolò ANTONELLI	ITA	Mooney VR46 Racing Team	KALEX	1'36.672	12 13	1.968 0.118	296.0
22	24 Simone CORSI	ITA	MV Agusta Forward Racing	MV AGUSTA	1'36.867	13 14	2.163 0.195	292.8
23	9 Jorge NAVARRO	SPA	Flexbox HP40	KALEX	1'36.908	16 17	2.204 0.041	296.0
24	81 Keminth KUBO	THA	Yamaha VR46 Master Camp Team	KALEX	1'36.938	12 17	2.234 0.030	296.8
25	13 Celestino VIETTI	ITA	Mooney VR46 Racing Team	KALEX	1'37.326	13 15	2.622 0.388	294.4
26	29 Taiga HADA	JPN	Pertamina Mandalika SAG Team	KALEX	1'37.528	16 17	2.824 0.202	292.8
27	19 Lorenzo DALLA PORTA	ITA	Italtrans Racing Team	KALEX	1'38.199	14 15	3.495 0.671	294.4
Not qualified (Out 105%)					1'39.439			
61	Alessandro ZACCONE	ITA	Gresini Racing Moto2	KALEX	1'44.550	4 5	9.846 6.351	284.4
Not classified								
51	Pedro ACOSTA	SPA	Red Bull KTM Ajo	KALEX				
84	Zonta VD GOORBERGH	NED	RW Racing GP	KALEX				

Practice condition: Dry

Air: 15°

Humidity: 62%

Ground: 22°

Fastest Lap:	Lap: 11	Augusto FERNANDEZ	1'34.704	169 Km/h
Best Race Lap:	2019	Thomas LUTHI	1'32.609	172.9 Km/h
All Time Lap Record:	2014	Tito RABAT	1'32.470	173.1 Km/h

The results are provisional until the end of the limit for protest and appeals.

Time limit for protest expires 30' after publication of the results - Time:

These data/results cannot be reproduced, stored and/or transmitted in whole or in part by any manner of electronic, mechanical, photocopying, recording, broadcasting or otherwise now known or herein after developed without the previous express consent by the copyright owner, except for reproduction in daily press and regular printed publications on sale to the public within 60 days of the event related to those data/results and always provided that copyright symbol appears together as follows below.

© DORNA, 2022

Official MotoGP Timing by TISSOT

www.motogp.com

Phillip Island, Friday, October 14, 2022



ANIMOCA BRANDS AUSTRALIAN MOTORCYCLE GRAND PRIX

Free Practice Nr. 1

Top Speed & Average

4



Rider	Nation	Motorcycle	Top 5 speeds					Average	Top
21 Alonso LOPEZ	SPA	BOSCOSCURO	299.3	298.5	298.5	297.6	296.0	297.4	299.3
4 Sean Dylan KELLY	USA	KALEX	297.6	296.0	295.2	294.4	294.4	295.3	297.6
6 Cameron BEAUBIER	USA	KALEX	297.6	295.2	293.6	293.6	293.6	294.1	297.6
75 Albert ARENAS	SPA	KALEX	296.8	293.6	292.8	292.8	292.0	293.0	296.8
81 Keminth KUBO	THA	KALEX	296.8	292.8	291.2	291.2	288.9	291.0	296.8
96 Jake DIXON	GBR	KALEX	296.8	295.2	294.4	294.4	294.4	295.0	296.8
9 Jorge NAVARRO	SPA	KALEX	296.0	294.4	292.8	291.2	291.2	293.1	296.0
12 Filip SALAC	CZE	KALEX	296.0	295.2	293.6	292.8	292.0	293.6	296.0
28 Niccolò ANTONELLI	ITA	KALEX	296.0	293.6	292.8	292.8	292.0	293.4	296.0
35 Somkiat CHANTRA	THA	KALEX	296.0	295.2	295.2	295.2	295.2	295.3	296.0
54 Fermín ALDEGUER	SPA	BOSCOSCURO	296.0	292.8	292.0	291.2	290.5	291.9	296.0
40 Aron CANET	SPA	KALEX	295.2	295.2	294.4	294.4	293.6	294.3	295.2
42 Marcos RAMIREZ	SPA	MV AGUSTA	295.2	292.8	292.0	292.0	291.2	292.2	295.2
64 Bo BENDSNEYDER	NED	KALEX	295.2	294.4	293.6	292.8	292.0	292.8	295.2
13 Celestino VIETTI	ITA	KALEX	294.4	294.4	293.6	292.8	292.8	293.5	294.4
19 Lorenzo DALLA PORTA	ITA	KALEX	294.4	292.8	291.2	290.5	290.5	291.9	294.4
22 Sam LOWES	GBR	KALEX	294.4	293.6	292.8	292.8	292.0	292.8	294.4
52 Jeremy ALCOBA	SPA	KALEX	294.4	294.4	292.8	292.8	292.0	293.3	294.4
14 Tony ARBOLINO	ITA	KALEX	293.6	292.8	292.8	292.8	292.0	292.8	293.6
23 Marcel SCHROTTER	GER	KALEX	293.6	292.8	292.0	291.2	290.5	291.5	293.6
37 Augusto FERNANDEZ	SPA	KALEX	293.6	292.0	292.0	292.0	292.0	292.2	293.6
79 Ai OGURA	JPN	KALEX	293.6	292.8	292.8	292.0	291.2	292.5	293.6
16 Joe ROBERTS	USA	KALEX	292.8	292.8	291.2	291.2	291.2	291.8	292.8
24 Simone CORSI	ITA	MV AGUSTA	292.8	291.2	291.2	291.2	290.5	291.2	292.8
29 Taiga HADA	JPN	KALEX	292.8	292.8	292.0	291.2	291.2	292.0	292.8
18 Manuel GONZALEZ	SPA	KALEX	292.0	292.0	292.0	291.2	291.2	291.6	292.0
7 Barry BALTUS	BEL	KALEX	291.2	290.5	290.5	290.5	289.7	290.4	291.2
61 Alessandro ZACCONE	ITA	KALEX	284.4	279.2	277.8			280.5	284.4

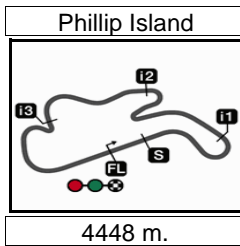
These data/results cannot be reproduced, stored and/or transmitted in whole or in part by any manner of electronic, mechanical, photocopying, recording, broadcasting or otherwise now known or herein after developed without the previous express consent by the copyright owner, except for reproduction in daily press and regular printed publications on sale to the public within 60 days of the event related to those data/results and always provided that copyright symbol appears together as follows below.

© DORNA, 2022

Official MotoGP Timing by TISSOT
www.motogp.com



Phillip Island, Friday, October 14, 2022



Results and timing service provided by TISSOT

Moto2™

ANIMOCA BRANDS AUSTRALIAN MOTORCYCLE GRAND PRIX

Free Practice Nr. 1

Chronological Analysis of Performances

5

* Lap / Sector time cancelled T1 Time from finish line to 1st intermediate T3 Time from 2nd intermed. to 3rd intermed.
P Crossing the finish line in pit lane T2 Time from 1st intermed. to 2nd intermed. T4 Time from 3rd intermediate to finish line

Lap	Lap Time	T1	T2	T3	T4	Speed	Lap	Lap Time	T1	T2	T3	T4	Speed	
1st	37	Augusto FERNAND Red Bull KTM Ajo SPA						13	1'35.305	22.791	27.806	18.287	26.421	292.8
		Runs=2 Total laps=15 Full laps=9						14	1'37.313 P	25.399	29.999	19.018	22.897	294.4
1	3'03.038	35.429	30.281	19.539	27.393		15	1'50.876 *	35.362	29.192*	19.355	26.967		
2	1'37.085 P	23.684	28.950*	19.302*	25.149	286.6	16	1'35.912	22.970	28.214	18.347	26.381	291.2	
3	1'51.852	34.875	30.277	19.655	27.045		17	1'34.840	22.576	27.913	18.102	26.249	290.5	
4	1'38.199	23.577	28.907	19.152	26.563	292.0	18	1'34.505 *	22.68*	27.573	18.003	26.245	291.2	
5	1'37.279	23.139	28.694	18.831	26.615	291.2	19	1'44.509 *	22.736	30.075	21.455	30.243*	296.8	
6	1'37.327	22.942	28.362	18.653	27.370	292.0								
7	1'42.110	23.947	31.408	19.958	26.797	292.0								
8	1'35.990	22.894	28.183	18.489	26.424	292.0								
9	1'35.742	22.763	28.131	18.432	26.416	292.0								
10	1'35.077	22.624	27.873	18.330	26.250	290.5								
11	1'34.704	22.548	27.733	18.224	26.199	291.2								
12	1'31.822 P	22.619	27.956	18.689	22.558	289.7								
13	1'51.057	35.373	29.649	19.169	26.866									
14	1'35.629	22.813	28.137	18.437	26.242	292.0								
15	1'43.086 *	22.94*	28.038	19.444	32.661	293.6								
2nd	12	Filip SALAC Gresini Racing Moto2 CZE												
		Runs=2 Total laps=11 Full laps=7												
1	3'28.337	36.634	32.401	20.364	28.706									
2	1'36.226 P	24.049	29.802*	20.097*	22.278	285.1								
3	1'57.064	35.904	33.850	19.851	27.459									
4	1'37.404	23.352	28.696	18.751	26.605	292.8								
5	1'36.811	23.053	28.332	18.457	26.969	296.0								
6	1'35.830	22.921	28.085	18.307	26.517	292.0								
7	1'35.998	22.880	27.916	18.458	26.744	291.2								
8	1'34.812	22.623	27.734	18.131	26.324	290.5								
9	1'34.778	22.536	27.783	18.144	26.315	292.0								
10	1'37.923	22.532	28.961	18.583	27.847	293.6								
	PIT	22.772	28.647	18.916	23.904	295.2								
4th	35	Somkiat CHANTRA IDEMITSU Honda Tea THA												
		Runs=1 Total laps=19 Full laps=13												
1	16'35.812	36.149	32.377	19.557	27.809									
2	1'39.807	24.636	28.858	19.260	27.053	288.9								
3	1'37.670	23.676	28.393	18.859	26.742	292.0								
4	1'37.254	23.350	28.370	18.562	26.972	295.2								
5	1'36.477	23.219	28.216	18.487	26.555	295.2								
6	1'39.509	23.173	27.929	18.322	30.085	292.8								
7	1'35.771	23.036	27.925	18.289	26.521	294.4								
8	1'35.493	22.970	27.702	18.396	26.425	293.6								
9	1'35.119	22.701	27.836	18.280	26.302	295.2								
10	1'35.717	22.943	27.788	18.232	26.754	292.0								
11	1'34.327 P	23.195	29.260	19.105	22.767	293.6								
12	2'08.420	40.838	34.253	24.002	29.327									
13	1'39.652	24.678	29.146	18.945	26.883	289.7								
14	1'36.404	23.141	28.086	18.651	26.526	293.6								
15	1'36.249 *	22.610	28.472*	18.469	26.698	295.2								
16	1'35.372	22.799	27.779	18.366	26.428	296.0								
17	1'34.970	22.776	27.669	18.201	26.324	295.2								
18	1'36.835 *	22.87*	28.613	18.586	26.765	295.2								
19	1'42.965 *	22.976	28.244	21.317	30.428*	294.4								
5th	14	Tony ARBOLINO Elf Marc VDS Racing ITA												
		Runs=3 Total laps=19 Full laps=12												
1	3'13.753	34.851	30.893	19.620	27.766									
2	1'39.006 P	24.230	29.883*	19.685*	25.208	284.4								
3	1'51.074	34.227	30.238	19.478	27.131									
4	1'38.150	23.460	29.138	18.732	26.820	288.9								
5	1'36.898	23.027	28.641	18.529	26.701	292.8								
6	1'36.380 *	22.970	28.326	18.549	26.535*	290.5								
7	1'36.902	22.854	28.763	18.318	26.967	291.2								
8	1'35.534	22.778	28.148	18.191	26.417	293.6								
9	1'35.603	22.742	28.005	18.340	26.516	292.8								
10	1'35.208	22.705	27.826	18.246	26.431	291.2								
11	1'35.929	22.894	28.120	18.454	26.461	292.0								
12	1'35.379	22.833	27.886	18.172	26.488	291.2								
13	1'35.500	22.591	27.829	18.232	26.848	292.8								
14	1'35.001	22.602	27.695	18.146	26.558	291.2								

Fastest Lap: Augusto FERNANDEZ Red Bull KTM Ajo SPA **1'34.704** 22.548 27.733 18.224 26.199

These data/results cannot be reproduced, stored and/or transmitted in whole or in part by any manner of electronic, mechanical, photocopying, recording, broadcasting or otherwise now known or herein after developed without the previous express consent by the copyright owner, except for reproduction in daily press and regular printed publications on sale to the public within 60 days of the event related to those data/results and always provided that copyright symbol appears together as follows below.
© DORNA, 2022



Free Practice Nr. 1

Moto2

Lap	Lap Time	T1	T2	T3	T4	Speed	Lap	Lap Time	T1	T2	T3	T4	Speed
15	1'35.086	22.502	27.777	18.277	26.530	290.5	2	1'40.779 P	24.007	29.775*	20.739*	26.258	291.2
16	1'38.132 P	22.549	27.770	18.134	29.679	289.7	3	1'53.097	35.338	30.478	19.465	27.816	
17	1'49.621	33.038	30.063	19.396	27.124		4	1'40.138	24.046	29.510	19.042	27.540	292.8
18	1'37.782	22.921	29.546	18.538	26.777	289.7	5	1'38.765	23.906	28.958	18.588	27.313	294.4
	PIT	23.067	28.944	19.011	24.385	289.7	6	1'37.885	23.454	28.809	18.421	27.201	293.6

6th 64 Bo BENDSNEYDER Pertamina Mandalika NED

Runs=1 Total laps=24 Full laps=20

1	3'01.000	41.197	30.530	19.401	27.433	
2	1'40.401 P	28.478	29.419*	19.018*	23.486	294.4
3	1'50.966	34.425	29.725	19.319	27.497	
4	1'39.534	24.294	28.865	19.142	27.233	295.2
5	1'37.967	23.635	28.739	18.673	26.920	292.0
6	1'37.550	23.450	28.457	18.506	27.137	288.9
7	1'38.240	23.721	29.560	18.346	26.613	290.5
8	1'36.110	23.201	28.022	18.259	26.628	292.0
9	1'35.953	23.068	28.134	18.138	26.613	291.2
10	1'35.988	23.086	28.116	18.320	26.466	290.5
11	1'35.346	22.853	27.799	18.269	26.425	290.5
12	1'35.582	22.853	28.070	18.198	26.461	290.5
13	1'35.018	22.746	27.793	18.070	26.409	292.0
14	1'35.083	22.665	27.913	18.212	26.293	292.8
15	1'36.877	23.272	28.787	18.101	26.717	292.0
16	1'36.990	22.724	27.735	18.154	28.377	289.7
17	1'45.512	24.314	30.180	22.081	28.937	273.6
18	1'38.679	23.772	29.219	18.588	27.100	283.6
19	1'35.559	22.837	27.729	18.060	26.933	288.9
20	1'35.884 *	23.303	28.080*	18.207	26.294	290.5
21	1'36.387	22.776	28.092	18.624	26.895	292.0
22	1'36.005	22.692	27.977	18.279	27.057	292.0
23	1'39.784	25.585	29.383	18.423	26.393	291.2
24	1'40.399	22.998	27.688	18.213	31.500	293.6

7th 40 Aron CANET Flexbox HP40 SPA

Runs=3 Total laps=17 Full laps=9

1	3'00.291	35.865	29.999	19.157	27.200	
2	1'38.290 P	23.570	29.466*	20.073*	25.181	285.9
3	1'50.213	34.432	29.580	19.135	27.066	
4	1'38.024	23.539	29.087	18.735	26.663	293.6
5	1'37.432	23.368	28.867	18.522	26.675	294.4
6	1'37.279 *	23.402	28.649	18.574	26.654*	289.7
7	1'37.054	23.107	28.425	18.896	26.626	292.8
8	1'35.746	22.949	28.080	18.276	26.441	293.6
9	1'36.101	22.894	28.386	18.395	26.426	292.0
10	1'35.387	22.792	27.960	18.254	26.381	292.0
11	1'36.275	22.912	28.183	18.688	26.492	294.4
12	1'35.050	22.632	27.965	18.105	26.348	293.6
13	1'37.811 P	22.665	29.168	19.359	26.619	295.2
14	1'50.625	35.020	28.880	19.097	27.628	
15	1'36.210	22.903	28.019	18.324	26.964	291.2
16	1'38.076 *	24.58*	28.646	18.177	26.673	292.8
	PIT	22.632	27.807	18.152	31.203	295.2

8th 22 Sam LOWES Elf Marc VDS Racing GBR

Runs=3 Total laps=17 Full laps=11

1	2'59.343	37.629	31.140	19.536	28.030	
---	----------	--------	--------	--------	--------	--

7	1'39.347	23.508	29.388	19.397	27.054	292.0
8	1'36.173	22.927	28.162	18.378	26.706	292.8
9	1'36.270	23.265	27.978	18.390	26.637	289.7
10	1'35.694	23.004	27.973	18.225	26.492	289.7
11	1'35.676	22.827	28.082	18.213	26.554	292.0
12	1'35.287	22.670	27.858	18.264	26.495	290.5
13	1'50.175 P	22.799	36.430	24.977	25.969	291.2
14	1'56.370	36.121	30.921	20.629	28.699	
15	1'38.748	23.738	29.335	18.974	26.701	287.4
16	1'36.141	23.149	28.343	18.278	26.371	291.2
	PIT	22.840	27.857	20.181	28.071	292.0

9th 75 Albert ARENAS Inde GASGAS Aspar SPA

Runs=2 Total laps=16 Full laps=10

1	3'09.246	36.538	31.302	20.032	28.283	
2	1'38.261 P	26.210	29.551*	19.762*	22.738	291.2
3	1'52.560	35.242	30.642	19.351	27.325	
4	1'38.397	23.744	28.893	18.857	26.903	290.5
5	1'37.436	23.316	28.724	18.768	26.628	290.5
6	1'37.090	23.008	28.540	18.566	26.976	292.8
7	1'41.192	23.196	28.999	19.683	29.314	292.0
8	1'36.174	23.004	28.067	18.415	26.688	290.5
9	1'36.993	22.944	28.504	18.739	26.806	291.2
10	1'35.987	22.952	27.980	18.442	26.613	292.0
11	1'35.521	22.737	27.836	18.318	26.630	292.8
12	1'35.295	22.731	27.787	18.374	26.403	293.6
13	1'36.544 P	23.411	30.358	19.283	23.492	292.0
14	1'54.464	38.242	28.932	20.482	26.808	
15	1'37.291	22.910	28.309	18.506	27.566	292.0
16	1'36.723 *	22.81*	27.964	18.214	27.729	296.8

10th 54 Fermín ALDEGUER Beta Tools Speed Up SPA

Runs=2 Total laps=19 Full laps=13

1	2'12.409	36.005	31.177	20.407	28.179	
2	1'39.580	24.190	29.102	19.269	27.019	288.1
3	1'38.123 P	25.46*	31.170*	19.318*	22.171	289.7
4	1'50.572	34.159	29.866	19.381	27.166	
5	1'38.093	23.599	28.892	18.876	26.726	289.7
6	1'37.376	23.612	28.373	18.648	26.743	290.5
7	1'37.514	22.997	28.587	18.555	27.375	292.0
8	1'40.787	23.446	30.193	19.608	27.540	289.7
9	1'36.299	23.025	28.130	18.492	26.652	288.1
10	1'41.895	23.044	31.893	20.148	26.810	288.9
11	1'35.805	22.997	27.949	18.370	26.489	288.1
12	1'36.051	22.823	28.100	18.536	26.592	288.9
13	1'40.812	23.044	28.097	21.073	28.598	290.5
14	1'35.346	22.795	27.799	18.211	26.541	290.5
15	1'36.542 P	22.973	30.393	20.635	22.541	288.9
16	1'49.596 *	33.971	29.077*	19.038	27.510	
17	1'36.218	22.894	28.137	18.645	26.542	291.2
18	1'36.242	22.658	28.181	18.654	26.749	296.0

Fastest Lap: Augusto FERNANDEZ Red Bull KTM Ajo SPA **1'34.704** 22.548 27.733 18.224 26.199

These data/results cannot be reproduced, stored and/or transmitted in whole or in part by any manner of electronic, mechanical, photocopying, recording, broadcasting or otherwise now known or herein after developed without the previous express consent by the copyright owner, except for reproduction in daily press and regular printed publications on sale to the public within 60 days of the event related to those data/results and always provided that copyright symbol appears together as follows below.
© DORNA, 2022

Free Practice Nr. 1

Moto2

Lap	Lap Time	T1	T2	T3	T4	Speed	Lap	Lap Time	T1	T2	T3	T4	Speed		
19	1'35.904	*	22.95*	27.911	18.295	26.747	292.8								
11th	21	Alonso LOPEZ					Beta Tools Speed Up SPA	14th	16	Joe ROBERTS					Italtrans Racing Team USA
		Runs=3	Total laps=18	Full laps=11					Runs=2	Total laps=18	Full laps=11				
1	2'10.169	34.749	31.037	19.908	28.756		1	2'50.502	36.862	31.686	20.074	28.760			
2	1'41.336	24.448	29.796	19.129	27.963	280.7	2	1'40.056	P	24.459	30.322	19.737*	25.538	285.1	
3	1'45.442	P	26.66*	33.105*	21.151*	24.522	288.1	3	2'01.895	40.563	30.341	19.312	31.679		
4	1'51.752	34.657	30.209	19.444	27.442		4	1'40.595	*	23.789	29.075	19.525	28.206*	288.9	
5	1'38.205	23.603	28.950	18.782	26.870	296.0	5	1'38.318	23.422	29.116	18.695	27.085	288.9		
6	1'37.610	23.308	28.989	18.601	26.712	298.5	6	1'38.284	23.174	28.628	19.511	26.971	288.9		
7	1'38.710	23.411	28.543	18.666	28.090	295.2	7	1'37.099	22.992	28.676	18.652	26.779	285.9		
8	1'42.068	23.390	29.354	19.977	29.347	290.5	8	1'36.362	23.015	28.310	18.361	26.676	287.4		
9	1'36.946	23.183	28.296	18.642	26.825	296.0	9	1'36.022	22.962	28.276	18.150	26.634	288.1		
10	1'36.248	22.958	28.317	18.440	26.533	296.0	10	1'35.848	22.731	28.132	18.380	26.605	291.2		
11	1'36.312	23.043	28.419	18.412	26.438	297.6	11	1'37.088	22.934	28.844	18.485	26.825	290.5		
12	1'35.770	22.933	28.100	18.382	26.355	293.6	12	1'35.546	22.708	27.982	18.326	26.530	288.9		
13	1'36.397	22.991	28.153	18.262	26.991	294.4	13	1'35.736	22.805	28.006	18.346	26.579	291.2		
14	1'41.039	P	23.112	28.149	18.807	30.971	293.6	14	1'48.045	P	22.757	38.440	20.029	26.819	288.9
15	1'58.634	36.058	30.219	19.658	32.699		15	1'52.889	37.186	29.405	18.901	27.397			
16	1'35.402	22.835	28.055	18.298	26.214	298.5	16	1'36.320	22.880	28.252	18.764	26.424	291.2		
17	1'35.455	*	22.74*	27.962	18.441	26.307	299.3	17	1'35.731	*	22.80*	28.272	18.259	26.395	292.8
	PIT	22.878	27.803	18.272	30.167	294.4	18	1'38.425	22.769	27.871	18.202	29.583	292.8		
12th	18	Manuel GONZALEZ					Yamaha VR46 Master SPA	15th	23	Marcel SCHROTTE					Liqui Moly Intact GP GER
		Runs=3	Total laps=11	Full laps=4					Runs=3	Total laps=17	Full laps=9				
1	2'46.451	34.200	31.333	19.487	28.269		1	3'35.075	36.425	30.549	19.467	27.721			
2	24'23.354	P	24.289		291.2		2	1'37.845	P	24.69*	30.305*	19.549*	23.292	288.1	
3	1'52.135	34.968	30.518	19.122	27.527		3	1'53.290	35.947	30.067	19.588	27.688			
4	1'37.429	23.745	28.561	18.430	26.693	291.2	4	1'38.341	23.982	28.580	18.652	27.127	292.0		
5	1'36.407	23.349	27.938	18.248	26.872	290.5	5	1'37.156	23.456	28.385	18.595	26.720	290.5		
6	1'35.476	23.023	27.749	18.381	26.323	291.2	6	1'40.987	P	23.342	28.399	22.549	26.697	291.2	
7	1'33.175	P	23.361	29.030	18.958	21.826	292.0	7	1'51.808	36.999	28.964	18.875	26.970		
8	1'50.938	34.550	29.286	19.699	27.403		8	1'37.139	23.327	28.215	18.683	26.914	288.9		
9	1'36.933	23.272	28.375	18.621	26.665	292.0	9	1'36.216	23.099	27.965	18.491	26.661	290.5		
10	1'36.638	*	23.36*	28.280	18.578	26.419	292.0	10	1'36.258	23.151	27.953	18.518	26.636	289.7	
	PIT	23.025	27.910	20.121	25.149	290.5	11	1'35.799	22.975	27.914	18.403	26.507	290.5		
13th	52	Jeremy ALCOBA					Liqui Moly Intact GP SPA	12	1'38.635	22.953	27.824	18.562	29.296	290.5	
		Runs=2	Total laps=17	Full laps=12			13	1'36.796	23.083	27.827	18.357	27.529	288.9		
1	2'52.637	36.518	31.453	20.154	29.613		14	1'55.247	P	25.127	32.285	28.512	29.323	285.1	
2	1'40.046	P	24.793	30.198	20.954*	24.101	278.5	15	1'55.254	34.603	28.933	19.069	32.649		
3	1'51.198	33.917	30.423	19.402	27.456		16	1'36.302	23.140	27.997	18.416	26.749	292.8		
4	1'38.512	23.755	29.109	18.808	26.840	292.0	17	1'48.682	*	23.04*	27.864	18.547	39.222	293.6	
5	1'37.358	23.239	28.670	18.622	26.827	292.8	16th	79	Ai OGURA					IDEMITSU Honda Tea JPN	
6	1'36.558	23.033	28.283	18.541	26.701	291.2			Runs=3	Total laps=19	Full laps=9				
7	1'42.078	23.929	31.342	19.910	26.897	294.4	1	3'13.262	36.020	30.591	19.870	28.097			
8	1'36.324	23.017	28.068	18.495	26.744	294.4	2	1'40.841	P	24.642	30.536*	19.866*	25.797	283.6	
9	1'36.157	22.934	28.074	18.451	26.698	292.8	3	1'54.175	36.927	30.178	19.331	27.739			
10	1'36.601	23.038	28.090	18.564	26.909	291.2	4	1'39.462	24.035	29.207	18.923	27.297	290.5		
11	1'36.205	22.966	28.069	18.341	26.829	289.7	5	1'38.044	23.787	28.818	18.690	26.749	286.6		
12	1'36.554	23.193	28.032	18.499	26.830	290.5	6	1'43.613	P	23.588	28.813	21.994	29.218	292.0	
13	1'36.044	23.069	28.076	18.365	26.534	290.5	7	1'54.279	37.523	30.575	19.249	26.932			
14	1'35.835	22.772	28.032	18.452	26.579	291.2	8	1'37.655	23.484	28.536	18.872	26.763	293.6		
15	1'35.531	22.873	27.790	18.240	26.628	291.2	9	1'36.809	23.345	28.268	18.435	26.761	289.7		
16	1'31.495	P	22.781	28.069	18.327	22.318	290.5	10	1'36.356	23.209	28.260	18.521	26.366	290.5	
17	1'57.321	35.908	29.415	19.289	32.709		11	1'35.876	23.130	28.004	18.364	26.378	290.5		
							12	1'36.253	*	23.039	27.926	18.502	26.786*	292.8	
							13	1'36.200	23.228	28.018	18.492	26.462	286.6		

Fastest Lap: Augusto FERNANDEZ Red Bull KTM Ajo SPA **1'34.704** 22.548 27.733 18.224 26.199

These data/results cannot be reproduced, stored and/or transmitted in whole or in part by any manner of electronic, mechanical, photocopying, recording, broadcasting or otherwise now known or herein after developed without the previous express consent by the copyright owner, except for reproduction in daily press and regular printed publications on sale to the public within 60 days of the event related to those data/results and always provided that copyright symbol appears together as follows below.
© DORNA, 2022

Free Practice Nr. 1

Moto2

Lap	Lap Time		T1	T2	T3	T4	Speed	Lap	Lap Time		T1	T2	T3	T4	Speed
14	1'41.291	P	23.431	28.066	19.324	30.470	288.9	2	1'41.865	P	24.839	29.757	19.681*	27.588	276.4
15	1'52.701	*	35.346	30.393*	19.957	27.005		3	1'51.560		33.973	30.198	19.535	27.854	
16	1'37.552		23.251	29.033	18.778	26.490	291.2	4	1'39.833		24.096	29.031	19.637	27.069	285.1
17	1'36.167		23.044	28.105	18.501	26.517	289.7	5	1'37.867		23.668	28.588	18.871	26.740	288.1
18	1'36.967	*	23.41*	28.283	18.599	26.674	292.8	6	1'37.982		23.271	28.450	18.860	27.401	291.2
19	1'49.297	*	23.100	28.151	23.903	34.143*	289.7	7	1'38.604		23.321	29.008	19.272	27.003	285.9

17th 6 Cameron BEAUBIE American Racing USA

Runs=3 Total laps=20 Full laps=12

1	2'54.998		35.767	30.797	19.650	28.099	
2	1'41.285	P	24.284	30.254	21.002*	25.745	290.5
3	1'54.462		36.022	30.085	20.403	27.952	
4	1'39.890		23.964	29.274	19.399	27.253	290.5
5	1'40.517		25.150	29.055	18.926	27.386	293.6
6	1'37.020	*	23.266	28.146	18.867	26.741*	293.6
7	1'38.944		23.652	29.443	19.045	26.804	297.6
8	1'38.285		23.532	28.978	18.839	26.936	295.2
9	1'37.206		23.429	28.205	18.719	26.853	293.6
10	1'36.911		23.106	28.285	18.691	26.829	293.6
11	1'36.295		23.068	28.074	18.528	26.625	292.0
12	1'36.611		23.056	28.392	18.541	26.622	293.6
13	1'36.486		22.922	28.131	18.714	26.719	293.6
14	1'36.563		23.060	28.151	18.648	26.704	292.8
15	1'36.768	P	22.975	28.611	20.339	24.843	293.6
16	1'51.528	*	35.505	29.268*	19.407	27.348	
17	1'36.895		23.108	28.216	18.707	26.864	293.6
18	1'36.158		22.954	27.872	18.552	26.780	292.8
19	1'36.403	*	22.93*	28.166	18.665	26.642	291.2
	PIT		23.070	27.755	21.503	28.127	293.6

18th 42 Marcos RAMIREZ MV Agusta Forward R SPA

Runs=3 Total laps=20 Full laps=12

1	2'23.056		36.932	31.417	19.786	28.278	
2	1'40.487	*	24.502	29.512	19.067	27.406*	288.9
3	1'38.709	P	24.41*	31.616*	19.569*	23.112	283.6
4	1'54.090		36.134	30.325	19.689	27.942	
5	1'40.331		24.375	29.305	19.333	27.318	292.0
6	1'39.335		24.082	29.092	18.993	27.168	291.2
7	1'43.869		27.046	30.428	18.895	27.500	292.0
8	1'41.169		23.786	29.693	19.472	28.218	288.1
9	1'37.157		23.493	28.326	18.542	26.796	289.7
10	1'37.744		23.482	28.391	18.680	27.191	289.7
11	1'39.161		23.291	28.246	18.676	28.948	292.8
12	1'36.740		23.221	28.319	18.513	26.687	295.2
13	1'39.150		23.353	28.386	18.660	28.751	289.7
14	1'36.449		23.269	28.069	18.493	26.618	290.5
15	1'36.465	P	24.292	30.510	18.995	22.668	291.2
16	1'49.534	*	34.665	28.927*	18.765	27.177	
17	1'37.847		23.398	28.393	18.909	27.147	291.2
18	1'36.192		23.133	28.076	18.383	26.600	290.5
19	1'36.378	*	23.33*	28.191	18.403	26.449	290.5
	PIT			33.989	22.522	27.433	252.0

19th 7 Barry BALTUS RW Racing GP BEL

Runs=2 Total laps=21 Full laps=14

1	2'39.703		35.866	30.310	20.261	28.991	
---	----------	--	--------	--------	--------	--------	--

20th 4 Sean Dylan KELLY American Racing USA

Runs=3 Total laps=19 Full laps=13

1	2'39.910		36.496	31.375	21.063	29.076	
2	1'41.898	P	25.044	29.725	19.850*	27.279	272.2
3	1'52.975		35.310	30.166	19.758	27.741	
4	1'39.761		24.015	29.287	19.364	27.095	292.0
5	1'38.343		23.497	28.814	19.072	26.960	294.4
6	1'41.709		23.630	28.732	18.995	30.352	293.6
7	1'42.237		23.840	31.331	19.982	27.084	297.6
8	1'37.290		23.380	28.248	18.747	26.915	296.0
9	1'42.583		23.451	31.190	19.156	28.786	292.8
10	1'37.669		23.503	28.310	18.832	27.024	292.8
11	1'37.555		23.408	28.402	18.963	26.782	292.0
12	1'37.243		23.404	28.512	18.633	26.694	292.8
13	1'43.118		23.245	28.219	18.788	32.866	294.4
14	1'37.013		23.273	28.259	18.715	26.766	292.0
15	1'39.109	P	25.209	30.125	19.962	23.813	290.5
16	2'04.005		45.442	30.210	19.684	28.669	
17	1'36.969		23.274	28.401	18.648	26.646	293.6
18	1'36.554		23.252	28.212	18.537	26.553	294.4
	unfinished		23.051	28.045	18.542		295.2

21st 28 Niccolò ANTONELLI Mooney VR46 Racing ITA

Runs=3 Total laps=14 Full laps=9

1	2'52.776		39.784	31.967	20.196	28.593	
2	1'40.902	P	24.829	30.454	21.057*	24.562	280.7
3	1'52.081		34.923	30.207	19.424	27.527	
4	1'39.626		24.013	29.243	18.955	27.415	292.8
5	1'38.540		23.795	28.879	18.796	27.070	290.5
6	1'38.890		23.845	28.879	18.876	27.290	288.9
7	1'39.173		23.611	29.093	19.199	27.270	292.8
8	1'37.782		23.638	28.620	18.808	26.716	296.0
9	1'37.349		23.317	28.648	18.550	26.834	292.0
10	1'37.222		23.313	28.550	18.606	26.753	291.2
11	1'36.787		23.135	28.454	18.460	26.738	293.6

Fastest Lap:	Augusto FERNANDEZ	Red Bull KTM Ajo	SPA	1'34.704	22.548	27.733	18.224	26.199
---------------------	-------------------	------------------	-----	-----------------	--------	--------	--------	--------

These data/results cannot be reproduced, stored and/or transmitted in whole or in part by any manner of electronic, mechanical, photocopying, recording, broadcasting or otherwise now known or herein after developed without the previous express consent by the copyright owner, except for reproduction in daily press and regular printed publications on sale to the public within 60 days of the event related to those data/results and always provided that copyright symbol appears together as follows below.
© DORNA, 2022

Free Practice Nr. 1

Moto2

Lap	Lap Time	T1	T2	T3	T4	Speed	Lap	Lap Time	T1	T2	T3	T4	Speed
12	1'36.672	23.086	28.344	18.392	26.850	290.5	13	1'33.831 P	23.317	28.115	18.600	23.799	288.9
13	1'41.094 P	23.099	28.409	18.556	31.030	290.5	14	1'50.784 *	33.837	29.612*	19.726	27.609	
	unfinished	38.867					15	1'37.866	23.482	28.562	18.945	26.877	291.2
							16	1'37.111	23.264	28.504	18.500	26.843	296.8
							17	1'36.784 *	23.06*	28.300	18.406	27.011	292.8

22nd 24 Simone CORSI MV Agusta Forward R ITA
Runs=2 Total laps=15 Full laps=10

1	2'27.531	35.534	31.373	20.055	28.126	
2	1'42.609 *	24.157	29.926	19.536	28.990*	285.9
3	1'40.519 P	25.11*	30.723*	19.945*	24.738	257.3
4	1'53.592	35.719	30.349	19.679	27.845	
5	1'40.302	24.462	29.328	19.322	27.190	291.2
6	1'39.318	24.210	29.186	18.889	27.033	290.5
7	1'44.800	25.920	30.207	19.132	29.541	292.8
8	1'47.890	24.672	32.353	21.535	29.330	282.9
9	1'41.792	24.141	30.542	19.715	27.394	285.9
10	1'38.277	23.497	28.793	18.973	27.014	290.5
11	1'37.255	23.323	28.484	18.652	26.796	289.7
12	1'39.195	23.590	29.453	18.695	27.457	288.9
13	1'36.867	23.006	28.260	18.836	26.765	291.2
14	1'41.006	23.705	29.434	20.025	27.842	291.2
	PIT	24.533	28.762	19.316	26.337	288.1

23rd 9 Jorge NAVARRO Flexbox HP40 SPA
Runs=2 Total laps=17 Full laps=10

1	2'56.076	36.987	32.049	20.562	28.704	
2	1'43.258 P	24.332	30.736	22.109*	26.081	290.5
3	1'55.592	36.218	30.851	20.358	28.165	
4	1'41.617	24.385	30.166	19.613	27.453	285.9
5	1'39.946	23.927	29.543	19.438	27.038	285.9
6	1'40.646 *	23.677	29.272	19.783	27.914*	292.8
7	1'39.286	24.034	29.107	19.184	26.961	289.7
8	1'38.679	23.607	28.842	19.208	27.022	291.2
9	1'38.024	23.548	28.664	18.921	26.891	288.9
10	1'37.836	23.438	28.674	18.907	26.817	286.6
11	1'37.271	23.308	28.414	18.705	26.844	288.9
12	1'36.921	23.162	28.329	18.709	26.721	289.7
13	1'38.217 P	23.999	30.242	20.041	23.935	289.7
14	1'53.932 *	36.396	30.176*	19.764	27.596	
15	1'37.839	23.423	28.535	19.118	26.763	291.2
16	1'36.908	22.951	28.714	18.457	26.786	294.4
17	1'36.954 *	23.14*	28.421	18.571	26.819	296.0

24th 81 Keminth KUBO Yamaha VR46 Master THA
Runs=2 Total laps=17 Full laps=11

1	2'47.827	35.337	31.042	19.852	28.385	
2	1'40.971 P	24.603	30.382	20.395*	25.591	282.1
3	1'52.880	34.575	30.026	20.080	28.199	
4	1'40.887	24.493	29.331	19.728	27.335	276.4
5	1'39.381	23.881	28.644	19.155	27.701	288.1
6	1'38.676	23.734	28.780	18.806	27.356	288.9
7	1'38.715	23.603	28.755	19.305	27.052	288.1
8	1'37.759	23.555	28.237	18.912	27.055	288.9
9	1'37.377	23.357	28.212	18.818	26.990	288.9
10	1'37.995	23.516	28.887	18.700	26.892	291.2
11	1'37.373	23.534	28.368	18.576	26.895	284.4
12	1'36.938	23.336	28.128	18.559	26.915	287.4

25th 13 Celestino VIETTI Mooney VR46 Racing ITA
Runs=2 Total laps=15 Full laps=8

1	3'00.826	42.441	31.175	19.618	27.404	
2	2'11.808 P	39.545	39.276*	25.033*	27.954	294.4
3	1'54.459	35.430	30.713	19.910	28.406	
4	1'40.645	24.395	29.342	19.411	27.497	292.8
5	1'38.635	23.803	28.680	19.135	27.017	292.8
6	15'17.217 P	23.551	28.508	18.680	14'06.478	292.8
7	1'58.336	40.103	30.413	19.572	28.248	
8	1'54.793	24.063	29.410	25.664	35.656	285.9
9	1'45.323	26.775	30.813	20.488	27.247	272.9
10	1'37.646	23.615	28.345	18.844	26.842	290.5
11	1'37.703 *	23.411	28.577*	18.898	26.817	289.7
12	1'38.016	23.176	28.089	19.125	27.626	291.2
13	1'37.326	23.341	28.402	18.473	27.110	290.5
14	1'37.204 *	23.36*	28.389	18.870	26.582	293.6
15	1'46.219	23.170	27.984	18.447	36.618	294.4

26th 29 Taiga HADA Pertamina Mandalika JPN
Runs=3 Total laps=18 Full laps=11

1	2'47.612	39.004	32.569	20.409	28.971	
2	1'41.077 P	24.508	30.482	19.848*	26.239	286.6
3	1'54.428	35.588	31.290	19.717	27.833	
4	1'42.535	24.690	30.302	19.858	27.685	290.5
5	1'40.906	24.389	29.729	19.442	27.346	288.1
6	1'39.112	23.780	29.208	19.008	27.116	284.4
7	1'39.442	23.700	29.343	19.325	27.074	291.2
8	1'38.310	23.580	28.815	18.945	26.970	292.8
9	1'38.010	23.574	28.937	18.685	26.814	286.6
10	1'39.123	23.571	28.998	19.317	27.237	292.8
11	1'38.941	23.620	29.192	19.095	27.034	285.1
12	1'38.292	23.426	28.654	18.941	27.271	286.6
13	1'36.801 P	23.840	29.411	19.861	23.689	287.4
14	1'52.779	35.474	30.158	20.020	27.127	
15	1'37.815	23.396	28.754	18.928	26.737	291.2
16	1'37.528	23.202	28.669	18.779	26.878	292.0
17	1'38.670 *	23.62*	28.884	18.947	27.210	286.6
	PIT	23.667	30.521	22.068	31.795	286.6

27th 19 Lorenzo DALLA PO Italtrans Racing Team ITA
Runs=2 Total laps=15 Full laps=7

1	2'52.888	37.311	32.793	20.334	28.685	
2	1'42.111 P	25.334	31.062	20.839*	24.876	270.2
3	1'54.786	35.286	31.409	20.022	28.069	
4	1'42.946	25.109	30.931	19.636	27.270	285.9
5	1'40.120	24.264	29.729	19.087	27.040	283.6
6	1'39.949 *	23.985	29.307	19.068	27.589*	292.8
7	1'40.010	24.038	29.554	18.917	27.501	294.4
8	1'38.265	23.438	29.003	18.784	27.040	291.2
9	1'38.583	23.561	28.985	18.871	27.166	290.5

Fastest Lap: Augusto FERNANDEZ Red Bull KTM Ajo SPA **1'34.704** 22.548 27.733 18.224 26.199

These data/results cannot be reproduced, stored and/or transmitted in whole or in part by any manner of electronic, mechanical, photocopying, recording, broadcasting or otherwise now known or herein after developed without the previous express consent by the copyright owner, except for reproduction in daily press and regular printed publications on sale to the public within 60 days of the event related to those data/results and always provided that copyright symbol appears together as follows below.
© DORNA, 2022

Free Practice Nr. 1

Moto2

Lap	Lap Time		T1	T2	T3	T4	Speed	Lap	Lap Time	T1	T2	T3	T4	Speed
10	1'37.217	P	24.088	29.830	19.457	23.842	288.1							
11	1'54.742		37.610	30.846	19.119	27.167								
12	1'40.659	*	23.454	29.581*	19.609	28.015	290.5							
13	1'38.357		23.739	28.837	18.909	26.872	289.7							
14	1'38.199		23.455	29.225	18.675	26.844	289.7							
15	1'37.367	*	23.43*	28.389	18.461	27.082	288.9							

28th 61 **Alessandro ZACCO** Gresini Racing Moto2 ITA
Runs=1 Total laps=5 Full laps=1

1	2'39.599		37.191	32.083	21.159	29.124								
2	42'24.222	P												279.2
3	2'03.800		40.660	34.047	20.694	28.399								
4	1'44.550		25.141	30.932	20.004	28.473	284.4							
5	1'48.559	*	25.14*	29.931	19.642	33.841	277.8							

29th 51 **Pedro ACOSTA** Red Bull KTM Ajo SPA
Runs=1 Total laps=1 Full laps=0

unfinished 36.645

Fastest Lap: Augusto FERNANDEZ Red Bull KTM Ajo SPA **1'34.704** 22.548 27.733 18.224 26.199

These data/results cannot be reproduced, stored and/or transmitted in whole or in part by any manner of electronic, mechanical, photocopying, recording, broadcasting or otherwise now known or herein after developed without the previous express consent by the copyright owner, except for reproduction in daily press and regular printed publications on sale to the public within 60 days of the event related to those data/results and always provided that copyright symbol appears together as follows below.
© DORNA, 2022

Official MotoGP Timing by TISSOT
www.motogp.com


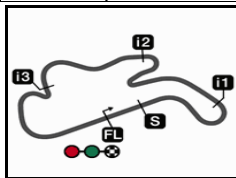
Phillip Island, Friday, October 14, 2022

Page 6 of 6

moto2



Phillip Island

Results and timing service provided by  TISSOT

4448 m.

ANIMOCA BRANDS AUSTRALIAN MOTORCYCLE GRAND PRIX

Free Practice Nr. 1

Best Partial Times

Moto2™

IT Ideal Lap Time, sum of the best partial times

BT Best Lap Time


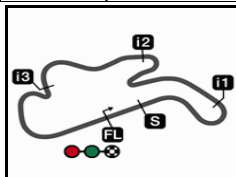
T1		T2		T3		T4				IT	BT	
Pos	Rider	Time	Rider	Time	Rider	Time	Rider	Time	Pos	Rider	IT	BT
1	T.ARBOLINO	22.502	J.DIXON	27.573	J.DIXON	18.003	A.FERNANDEZ	26.199	1	J.DIXON	1'34.397	1'34.840 (3)
2	F.SALAC	22.532	S.CHANTRA	27.669	B.BENDSNEYDE	18.060	A.LOPEZ	26.214	2	A.FERNANDEZ	1'34.704	1'34.704 (1)
3	A.FERNANDEZ	22.548	B.BENDSNEYDE	27.688	A.CANET	18.105	J.DIXON	26.245	3	B.BENDSNEY	1'34.706	1'35.018 (6)
4	J.DIXON	22.576	T.ARBOLINO	27.695	F.SALAC	18.131	B.BENDSNEYDE	26.293	4	F.SALAC	1'34.712	1'34.778 (2)
5	S.CHANTRA	22.610	A.FERNANDEZ	27.733	T.ARBOLINO	18.134	S.CHANTRA	26.302	5	T.ARBOLINO	1'34.748	1'35.001 (5)
6	A.CANET	22.632	F.SALAC	27.734	J.ROBERTS	18.150	F.SALAC	26.315	6	S.CHANTRA	1'34.782	1'34.970 (4)
7	F.ALDEGUER	22.658	M.GONZALEZ	27.749	S.CHANTRA	18.201	M.GONZALEZ	26.323	7	A.CANET	1'34.892	1'35.050 (7)
8	B.BENDSNEYDE	22.665	C.BEAUBIER	27.755	F.ALDEGUER	18.211	A.CANET	26.348	8	S.LOWES	1'35.111	1'35.287 (8)
9	S.LOWES	22.670	A.ARENAS	27.787	S.LOWES	18.213	A.OGURA	26.366	9	A.LOPEZ	1'35.114	1'35.402 (11)
10	J.ROBERTS	22.708	J.ALCOBA	27.790	A.ARENAS	18.214	S.LOWES	26.371	10	J.ROBERTS	1'35.124	1'35.546 (14)
11	A.ARENAS	22.731	F.ALDEGUER	27.799	A.FERNANDEZ	18.224	J.ROBERTS	26.395	11	A.ARENAS	1'35.135	1'35.295 (9)
12	J.ALCOBA	22.772	A.LOPEZ	27.803	J.ALCOBA	18.240	A.ARENAS	26.403	12	F.ALDEGUER	1'35.157	1'35.346 (10)
13	A.LOPEZ	22.835	A.CANET	27.807	M.GONZALEZ	18.248	T.ARBOLINO	26.417	13	J.ALCOBA	1'35.336	1'35.531 (13)
14	B.BALTUS	22.843	M.SCHROTTER	27.824	A.LOPEZ	18.262	M.RAMIREZ	26.449	14	M.GONZALEZ	1'35.343	1'35.476 (12)
15	C.BEAUBIER	22.922	S.LOWES	27.857	M.SCHROTTER	18.357	F.ALDEGUER	26.489	15	M.SCHROTTE	1'35.641	1'35.799 (15)
16	J.NAVARRO	22.951	J.ROBERTS	27.871	A.OGURA	18.364	M.SCHROTTER	26.507	16	A.OGURA	1'35.695	1'35.876 (16)
17	M.SCHROTTER	22.953	A.OGURA	27.926	M.RAMIREZ	18.383	J.ALCOBA	26.534	17	B.BALTUS	1'35.765	1'36.231 (19)
18	S.CORSI	23.006	B.BALTUS	27.959	N.ANTONELLI	18.392	S.KELLY	26.553	18	C.BEAUBIER	1'35.827	1'36.158 (17)
19	M.GONZALEZ	23.023	C.VIETTI	27.984	B.BALTUS	18.405	B.BALTUS	26.558	19	M.RAMIREZ	1'36.034	1'36.192 (18)
20	A.OGURA	23.039	S.KELLY	28.045	K.KUBO	18.406	C.VIETTI	26.582	20	C.VIETTI	1'36.183	1'37.326 (25)
21	N.ANTONELLI	23.086	M.RAMIREZ	28.069	C.VIETTI	18.447	C.BEAUBIER	26.622	21	S.KELLY	1'36.380	1'36.554 (20)
22	M.RAMIREZ	23.133	K.KUBO	28.115	J.NAVARRO	18.457	N.ANTONELLI	26.716	22	J.NAVARRO	1'36.458	1'36.908 (23)
23	C.VIETTI	23.170	S.CORSI	28.260	L.DALLA PORTA	18.461	J.NAVARRO	26.721	23	N.ANTONELLI	1'36.538	1'36.672 (21)
24	T.HADA	23.202	J.NAVARRO	28.329	C.BEAUBIER	18.528	T.HADA	26.737	24	K.KUBO	1'36.628	1'36.938 (24)

These data/results cannot be reproduced, stored and/or transmitted in whole or in part by any manner of electronic, mechanical, photocopying, recording, broadcasting or otherwise now known or herein after developed without the previous express consent by the copyright owner, except for reproduction in daily press and regular printed publications on sale to the public within 60 days of the event related to those data/results and always provided that copyright symbol appears together as follows below.
© DORNA, 2022

Official MotoGP Timing by TISSOT
www.motogp.com



Phillip Island

Results and timing service provided by  TISSOT

4448 m.

ANIMOCA BRANDS AUSTRALIAN MOTORCYCLE GRAND PRIX

Free Practice Nr. 1

Best Partial Times

Moto2™

IT Ideal Lap Time, sum of the best partial times

BT Best Lap Time

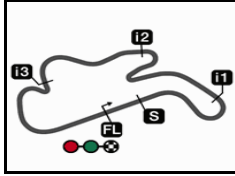

T1		T2		T3		T4				IT		BT	
Pos	Rider	Time	Rider	Time	Rider	Time	Rider	Time	Pos	Rider			
25	S.KELLY	23.245	N.ANTONELLI	28.344	S.KELLY	18.537	S.CORSI	26.765	25	S.CORSI	1'36.683	1'36.867	(22)
26	K.KUBO	23.264	L.DALLA PORTA	28.389	S.CORSI	18.652	K.KUBO	26.843	26	L.DALLA PORTA	1'37.132	1'38.199	(27)
27	L.DALLA PORTA	23.438	T.HADA	28.654	T.HADA	18.685	L.DALLA PORTA	26.844	27	T.HADA	1'37.278	1'37.528	(26)
28	A.ZACCONE	25.141	A.ZACCONE	29.931	A.ZACCONE	19.642	A.ZACCONE	28.399	28	A.ZACCONE	1'43.113		(-1)
30	P.ACOSTA		P.ACOSTA		P.ACOSTA		P.ACOSTA		-1	P.ACOSTA			(-1)

These data/results cannot be reproduced, stored and/or transmitted in whole or in part by any manner of electronic, mechanical, photocopying, recording, broadcasting or otherwise now known or herein after developed without the previous express consent by the copyright owner, except for reproduction in daily press and regular printed publications on sale to the public within 60 days of the event related to those data/results and always provided that copyright symbol appears together as follows below.
© DORNA, 2022

Official MotoGP Timing by TISSOT
www.motogp.com



Phillip Island

Results and timing service provided by 

4448 m.

Moto2™**ANIMOCA BRANDS AUSTRALIAN MOTORCYCLE GRAND PRIX****Free Practice Nr. 1****Fastest Laps Sequence**

<i>Practice Time</i>	 <i>Rider</i>	<i>Nation</i>	<i>Motorcycle</i>	<i>Time</i>	<i>Km/h</i>	<i>Rider's Lap</i>
3'51.505	21 Alonso LOPEZ	SPA	BOSCOSCURO	1'41.336	158.0	2
3'51.989	54 Fermín ALDEGUER	SPA	BOSCOSCURO	1'39.580	160.8	2
18'10.843	54 Fermín ALDEGUER	SPA	BOSCOSCURO	1'38.093	163.2	5
18'46.135	40 Aron CANET	SPA	KALEX	1'38.024	163.3	4
19'48.219	54 Fermín ALDEGUER	SPA	BOSCOSCURO	1'37.376	164.4	6
19'59.056	37 Augusto FERNANDEZ	SPA	KALEX	1'37.279	164.6	5
20'25.061	14 Tony ARBOLINO	ITA	KALEX	1'36.898	165.2	5
21'36.718	52 Jeremy ALCOBA	SPA	KALEX	1'36.558	165.8	6
23'07.020	35 Somkiat CHANTRA	THA	KALEX	1'36.477	165.9	5
24'42.819	54 Fermín ALDEGUER	SPA	BOSCOSCURO	1'36.299	166.2	9
24'43.839	75 Albert ARENAS	SPA	KALEX	1'36.174	166.4	8
24'54.483	37 Augusto FERNANDEZ	SPA	KALEX	1'35.990	166.8	8
25'06.398	96 Jake DIXON	GBR	KALEX	1'35.984	166.8	8
25'13.646	40 Aron CANET	SPA	KALEX	1'35.746	167.2	8
25'13.877	14 Tony ARBOLINO	ITA	KALEX	1'35.534	167.6	8
27'57.793	35 Somkiat CHANTRA	THA	KALEX	1'35.493	167.6	8
28'05.302	37 Augusto FERNANDEZ	SPA	KALEX	1'35.077	168.4	10
29'40.006	37 Augusto FERNANDEZ	SPA	KALEX	1'34.704	169.0	11

These data/results cannot be reproduced, stored and/or transmitted in whole or in part by any manner of electronic, mechanical, photocopying, recording, broadcasting or otherwise now known or herein after developed without the previous express consent by the copyright owner, except for reproduction in daily press and regular printed publications on sale to the public within 60 days of the event related to those data/results and always provided that copyright symbol appears together as follows below.

© DORNA, 2022

Official MotoGP Timing by TISSOT
www.motogp.com

Phillip Island, Friday, October 14, 2022