


4554 m.

OR THAILAND GRAND PRIX
Free Practice Nr. 2
Classification

6

	Rider	Nation	Team	Motorcycle	Time	Lap Total	Gap	Top Speed
1	96 Jake DIXON	GBR	Inde GASGAS Aspar Team	KALEX	1'36.280	12 17		280.5
2	21 Alonso LOPEZ	SPA	Beta Tools Speed Up	BOSCOSCURO	1'36.453	12 18	0.173 0.173	279.0
3	37 Augusto FERNANDEZ	SPA	Red Bull KTM Ajo	KALEX	1'36.564	18 18	0.284 0.111	276.9
4	35 Somkiat CHANTRA	THA	IDEMITSU Honda Team Asia	KALEX	1'36.597	8 15	0.317 0.033	282.7
5	51 Pedro ACOSTA	SPA	Red Bull KTM Ajo	KALEX	1'36.643	17 19	0.363 0.046	275.5
6	14 Tony ARBOLINO	ITA	Elf Marc VDS Racing Team	KALEX	1'36.681	17 19	0.401 0.038	281.9
7	79 Ai OGURA	JPN	IDEMITSU Honda Team Asia	KALEX	1'36.725	17 21	0.445 0.044	281.9
8	9 Jorge NAVARRO	SPA	Flexbox HP40	KALEX	1'36.789	16 19	0.509 0.064	276.9
9	52 Jeremy ALCOBA	SPA	Liqui Moly Intact GP	KALEX	1'37.025	15 19	0.745 0.236	281.9
10	54 Fermin ALDEGUER	SPA	Beta Tools Speed Up	BOSCOSCURO	1'37.041	13 18	0.761 0.016	277.6
11	12 Filip SALAC	CZE	Gresini Racing Moto2	KALEX	1'37.094	14 18	0.814 0.053	281.2
12	75 Albert ARENAS	SPA	Inde GASGAS Aspar Team	KALEX	1'37.168	12 21	0.888 0.074	279.0
13	16 Joe ROBERTS	USA	Italtrans Racing Team	KALEX	1'37.181	15 19	0.901 0.013	274.1
14	6 Cameron BEAUBIER	USA	American Racing	KALEX	1'37.230	17 19	0.950 0.049	279.0
15	64 Bo BENDSNEYDER	NED	Pertamina Mandalika SAG Team	KALEX	1'37.234	7 11	0.954 0.004	278.3
16	40 Aron CANET	SPA	Flexbox HP40	KALEX	1'37.251	10 12	0.971 0.017	267.9
17	13 Celestino VIETTI	ITA	Mooney VR46 Racing Team	KALEX	1'37.322	17 19	1.042 0.071	280.5
18	18 Manuel GONZALEZ	SPA	Yamaha VR46 Master Camp Team	KALEX	1'37.325	20 20	1.045 0.003	279.0
19	28 Niccolò ANTONELLI	ITA	Mooney VR46 Racing Team	KALEX	1'37.380	14 19	1.100 0.055	280.5
20	23 Marcel SCHROTTER	GER	Liqui Moly Intact GP	KALEX	1'37.395	13 19	1.115 0.015	278.3
21	84 Zonta VD GOORBERGH	NED	RW Racing GP	KALEX	1'37.432	13 18	1.152 0.037	278.3
22	81 Keminth KUBO	THA	Yamaha VR46 Master Camp Team	KALEX	1'37.465	10 10	1.185 0.033	277.6
23	22 Sam LOWES	GBR	Elf Marc VDS Racing Team	KALEX	1'37.473	13 18	1.193 0.008	275.5
24	29 Taiga HADA	JPN	Pertamina Mandalika SAG Team	KALEX	1'37.604	16 19	1.324 0.131	279.0
25	19 Lorenzo DALLA PORTA	ITA	Italtrans Racing Team	KALEX	1'37.620	16 20	1.340 0.016	281.9
26	7 Barry BALTUS	BEL	RW Racing GP	KALEX	1'37.803	8 14	1.523 0.183	279.0
27	42 Marcos RAMIREZ	SPA	MV Agusta Forward Racing	MV AGUSTA	1'38.131	12 17	1.851 0.328	277.6
28	61 Alessandro ZACCONE	ITA	Gresini Racing Moto2	KALEX	1'38.132	7 16	1.852 0.001	276.2
29	4 Sean Dylan KELLY	USA	American Racing	KALEX	1'38.503	14 14	2.223 0.371	278.3
Not classified								
	24 Simone CORSI	ITA	MV Agusta Forward Racing	MV AGUSTA				

Practice condition: **Dry**

Air: 28°

Humidity: 68%

Ground: 34°

Fastest Lap:	Lap: 12	Jake DIXON	1'36.280	170.2 Km/h
Best Race Lap:	2019	Luca MARINI	1'36.097	170.6 Km/h
All Time Lap Record:	2019	Alex MARQUEZ	1'35.297	172.0 Km/h

The results are provisional until the end of the limit for protest and appeals.

Time limit for protest expires 30' after publication of the results - Time:

These data/results cannot be reproduced, stored and/or transmitted in whole or in part by any manner of electronic, mechanical, photocopying, recording, broadcasting or otherwise now known or herein after developed without the previous express consent by the copyright owner, except for reproduction in daily press and regular printed publications on sale to the public within 60 days of the event related to those data/results and always provided that copyright symbol appears together as follows below.

© DORNA, 2022

Official MotoGP Timing by **TISSOT**
 www.motogp.com

Buriram, Friday, September 30, 2022






4554 m.

OR THAILAND GRAND PRIX

Free Practice Nr. 2

Combined Free Practice Times

7

	Rider	Nation	Team	MOTORCYCLE	FP1	FP2	Gap
1	96 J.DIXON	GBR	Inde GASGAS Aspar Team	KALEX	1'36.875 14	1'36.280 12	
2	21 A.LOPEZ	SPA	Beta Tools Speed Up	BOSCOSCURO	1'38.204 10	1'36.453 12	0.173 0.173
3	37 A.FERNANDEZ	SPA	Red Bull KTM Ajo	KALEX	1'36.806 16	1'36.564 18	0.284 0.111
4	35 S.CHANTRA	THA	IDEMITSU Honda Team Asia	KALEX	1'36.838 18	1'36.597 8	0.317 0.033
5	51 P.ACOSTA	SPA	Red Bull KTM Ajo	KALEX	1'37.280 17	1'36.643 17	0.363 0.046
6	14 T.ARBOLINO	ITA	Elf Marc VDS Racing Team	KALEX	1'37.327 18	1'36.681 17	0.401 0.038
7	79 A.OGURA	JPN	IDEMITSU Honda Team Asia	KALEX	1'37.083 18	1'36.725 17	0.445 0.044
8	9 J.NAVARRO	SPA	Flexbox HP40	KALEX	1'37.496 14	1'36.789 16	0.509 0.064
9	52 J.ALCOBA	SPA	Liqui Moly Intact GP	KALEX	1'37.498 17	1'37.025 15	0.745 0.236
10	54 F.ALDEGUER	SPA	Beta Tools Speed Up	BOSCOSCURO	1'37.943 18	1'37.041 13	0.761 0.016
11	12 F.SALAC	CZE	Gresini Racing Moto2	KALEX	1'37.233 16	1'37.094 14	0.814 0.053
12	75 A.ARENAS	SPA	Inde GASGAS Aspar Team	KALEX	1'37.234 15	1'37.168 12	0.888 0.074
13	16 J.ROBERTS	USA	Italtrans Racing Team	KALEX	1'37.711 14	1'37.181 15	0.901 0.013
14	6 C.BEAUBIER	USA	American Racing	KALEX	1'38.792 15	1'37.230 17	0.950 0.049
15	64 B.BENDSNEYDEI	NED	Pertamina Mandalika SAG Team	KALEX	1'37.886 11	1'37.234 7	0.954 0.004
16	40 A.CANET	SPA	Flexbox HP40	KALEX	1'38.333 7	1'37.251 10	0.971 0.017
17	23 M.SCHROTTER	GER	Liqui Moly Intact GP	KALEX	1'37.274 16	1'37.395 13	0.994 0.023
18	13 C.VIETTI	ITA	Mooney VR46 Racing Team	KALEX	1'37.437 16	1'37.322 17	1.042 0.048
19	18 M.GONZALEZ	SPA	Yamaha VR46 Master Camp Team	KALEX	1'37.658 18	1'37.325 20	1.045 0.003
20	28 N.ANTONELLI	ITA	Mooney VR46 Racing Team	KALEX	1'38.329 15	1'37.380 14	1.100 0.055
21	84 Z.VD GOORBERG	NED	RW Racing GP	KALEX	1'38.163 18	1'37.432 13	1.152 0.052
22	81 K.KUBO	THA	Yamaha VR46 Master Camp Team	KALEX	1'38.211 16	1'37.465 10	1.185 0.033
23	22 S.LOWES	GBR	Elf Marc VDS Racing Team	KALEX	1'38.407 17	1'37.473 13	1.193 0.008
24	29 T.HADA	JPN	Pertamina Mandalika SAG Team	KALEX	1'38.120 17	1'37.604 16	1.324 0.131
25	19 L.DALLA PORTA	ITA	Italtrans Racing Team	KALEX	1'37.928 17	1'37.620 16	1.340 0.016
26	7 B.BALTUS	BEL	RW Racing GP	KALEX	1'37.730 18	1'37.803 8	1.450 0.110
27	42 M.RAMIREZ	SPA	MV Agusta Forward Racing	MV AGUSTA	1'38.479 15	1'38.131 12	1.851 0.401
28	61 A.ZACCONE	ITA	Gresini Racing Moto2	KALEX	1'38.425 17	1'38.132 7	1.852 0.001
29	4 S.KELLY	USA	American Racing	KALEX	1'38.803 19	1'38.503 14	2.223 0.371
30	24 S.CORSI	ITA	MV Agusta Forward Racing	MV AGUSTA	1'40.694 14		4.414 2.191

Pole Position Record:	2019	Alex MARQUEZ	1'35.297	172.0 Km/h
Best Race Lap:	2019	Luca MARINI	1'36.097	170.6 Km/h
All Time Lap Record:	2019	Alex MARQUEZ	1'35.297	172.0 Km/h

The results are provisional until the end of the limit for protest and appeals.

Time limit for protest expires 60' after publication of the results - Time:

These data/results cannot be reproduced, stored and/or transmitted in whole or in part by any manner of electronic, mechanical, photocopying, recording, broadcasting or otherwise now known or herein after developed without the previous express consent by the copyright owner, except for reproduction in daily press and regular printed publications on sale to the public within 60 days of the event related to those data/results and always provided that copyright symbol appears together as follows below.

© DORNA, 2022

Official MotoGP Timing by TISSOT

www.motogp.com

Buriram, Friday, September 30, 2022





4554 m.

OR THAILAND GRAND PRIX

Free Practice Nr. 2

Top Speed & Average

8



Rider	Nation	Motorcycle	Top 5 speeds					Average	Top
35 Somkiat CHANTRA	THA	KALEX	282.7	281.9	279.7	279.7	279.0	280.1	282.7
14 Tony ARBOLINO	ITA	KALEX	281.9	280.5	280.5	280.5	279.7	280.3	281.9
19 Lorenzo DALLA PORTA	ITA	KALEX	281.9	281.2	281.2	280.5	279.7	280.6	281.9
52 Jeremy ALCOBA	SPA	KALEX	281.9	280.5	279.7	279.7	279.0	280.2	281.9
79 Ai OGURA	JPN	KALEX	281.9	280.5	280.5	279.7	279.7	280.3	281.9
12 Filip SALAC	CZE	KALEX	281.2	280.5	279.7	279.0	278.3	279.3	281.2
13 Celestino VIETTI	ITA	KALEX	280.5	279.7	279.0	279.0	279.0	279.4	280.5
28 Niccolò ANTONELLI	ITA	KALEX	280.5	279.7	279.0	279.0	278.3	278.9	280.5
96 Jake DIXON	GBR	KALEX	280.5	280.5	279.7	279.0	279.0	279.5	280.5
6 Cameron BEAUBIER	USA	KALEX	279.0	278.3	277.6	277.6	276.9	277.7	279.0
7 Barry BALTUS	BEL	KALEX	279.0	276.9	276.9	276.9	275.5	276.8	279.0
18 Manuel GONZALEZ	SPA	KALEX	279.0	279.0	278.3	278.3	277.6	278.1	279.0
21 Alonso LOPEZ	SPA	BOSCOSCURO	279.0	277.6	277.6	277.6	276.9	277.6	279.0
29 Taiga HADA	JPN	KALEX	279.0	278.3	277.6	277.6	277.6	278.0	279.0
75 Albert ARENAS	SPA	KALEX	279.0	278.3	278.3	278.3	277.6	278.0	279.0
4 Sean Dylan KELLY	USA	KALEX	278.3	277.6	276.2	275.5	275.5	276.6	278.3
23 Marcel SCHROTTER	GER	KALEX	278.3	276.2	276.2	274.8	274.8	275.7	278.3
64 Bo BENDSNEYDER	NED	KALEX	278.3	278.3	275.5	275.5	274.8	276.5	278.3
84 Zonta VD GOORBERGH	NED	KALEX	278.3	278.3	278.3	278.3	277.6	278.0	278.3
42 Marcos RAMIREZ	SPA	MV AGUSTA	277.6	277.6	276.2	276.2	276.2	276.7	277.6
54 Fermín ALDEGUER	SPA	BOSCOSCURO	277.6	276.9	276.2	276.2	275.5	276.2	277.6
81 Keminth KUBO	THA	KALEX	277.6	277.6	277.6	276.2	276.2	277.0	277.6
9 Jorge NAVARRO	SPA	KALEX	276.9	276.9	276.2	275.5	274.8	276.1	276.9
37 Augusto FERNANDEZ	SPA	KALEX	276.9	276.9	276.2	275.5	275.5	276.2	276.9
61 Alessandro ZACCONE	ITA	KALEX	276.2	276.2	275.5	274.8	273.4	275.2	276.2
22 Sam LOWES	GBR	KALEX	275.5	275.5	275.5	274.8	274.8	275.2	275.5
51 Pedro ACOSTA	SPA	KALEX	275.5	272.7	272.0	272.0	272.0	272.5	275.5
16 Joe ROBERTS	USA	KALEX	274.1	272.7	272.7	272.7	272.7	273.0	274.1
40 Aron CANET	SPA	KALEX	267.9	267.3	267.3	267.3	267.3	267.4	267.9

These data/results cannot be reproduced, stored and/or transmitted in whole or in part by any manner of electronic, mechanical, photocopying, recording, broadcasting or otherwise now known or herein after developed without the previous express consent by the copyright owner, except for reproduction in daily press and regular printed publications on sale to the public within 60 days of the event related to those data/results and always provided that copyright symbol appears together as follows below.

© DORNA, 2022

Official MotoGP Timing by TISSOT
www.motogp.com



Buriram, Friday, September 30, 2022



Results and timing service provided by **TISSOT**

Moto2™

OR THAILAND GRAND PRIX

Free Practice Nr. 2

Chronological Analysis of Performances

9

* Lap / Sector time cancelled T1 Time from finish line to 1st intermediate T3 Time from 2nd intermed. to 3rd intermed.
P Crossing the finish line in pit lane T2 Time from 1st intermed. to 2nd intermed. T4 Time from 3rd intermediate to finish line

Lap	Lap Time	T1	T2	T3	T4	Speed	Lap	Lap Time	T1	T2	T3	T4	Speed	
1st	96	Jake DIXON Inde GASGAS Aspar GBR						4	1'37.442	20.924	28.356	23.826	24.336	274.1
		Runs=1	Total laps=17	Full laps=8			5	1'37.156	20.809	28.263	23.783	24.301	276.9	
1	2'58.441	18.762	30.392	24.714	24.800	256.5	6	1'38.699	20.840	28.741	23.805	25.313	274.1	
2	1'38.075 *	20.872	28.847	23.964*	24.392	276.9	7	1'37.092	20.881	28.270	23.636	24.305	275.5	
3	1'37.176 *	20.713	28.375	23.704*	24.384*	278.3	8	1'36.967	20.699	28.348	23.670	24.250	274.1	
4	1'36.933	20.694	28.186	23.703	24.350	279.0	9	1'42.487 *	20.883	28.906*	28.013	24.685	274.1	
5	1'37.235 *	20.899	28.203	23.814*	24.319	279.0	10	1'37.437	20.818	28.558	23.729	24.332	274.1	
6	1'37.100	20.691	28.225	23.702	24.482	280.5	11	1'39.319	20.845	28.357	25.768	24.349	274.8	
7	1'37.372	20.786	28.239	23.943	24.404	278.3	12	1'38.018	20.793	29.042	23.825	24.358	276.9	
8	1'37.084 *	20.758	28.234*	23.771	24.321	277.6	13	1'36.931	20.782	28.346	23.589	24.214	273.4	
9	1'36.959	20.734	28.131	23.716	24.378	279.0	14	1'32.504 P	20.714	28.538	23.755	19.497	268.6	
10	1'37.608 P	20.708	29.268*	25.686	21.946	279.0	15	8'24.611	17.877	29.282	23.854	24.746	255.9	
11	13'03.621	23.801	33.013	33.828	24.787	144.3	16	1'36.662	20.629	28.174	23.665	24.194	268.6	
12	1'36.280	20.690	28.099	23.523	23.968	278.3	17	1'37.279	20.635	28.030	24.254	24.360	270.6	
13	1'48.322	27.287	32.799	23.979	24.257	115.0	18	1'36.564	20.659	28.294	23.460	24.151	275.5	
14	1'40.147 *	20.639	29.211*	25.693	24.604	280.5		unfinished	20.632				268.6	
15	1'36.682	20.510	28.344	23.666	24.162	279.7								
16	1'37.183 *	20.81*	28.345	23.615	24.406	279.0								
17	1'37.222	20.667	28.568	23.682	24.305	278.3								

2nd	21	Alonso LOPEZ Beta Tools Speed Up SPA					
		Runs=1	Total laps=18	Full laps=7			
1	1'42.074	16.587	29.794	24.146	24.621	271.3	
2	1'38.076	20.802	28.582	23.729	24.963	276.2	
3	1'37.785 *	20.944	28.695	23.648*	24.498	275.5	
4	1'37.376 *	20.953	28.389*	23.592*	24.442*	275.5	
5	1'40.585 *	21.136	29.962*	24.665	24.822	273.4	
6	1'37.493 *	20.974	28.434	23.663*	24.422	275.5	
7	1'37.318	20.805	28.383	23.600	24.530	276.2	
8	1'38.097	20.803	28.417	23.895	24.982	275.5	
9	1'36.482 P	20.777	28.148	25.089	22.468	275.5	
10	13'08.471 *	17.436	29.566*	25.152*	24.863	269.3	
11	1'37.270 *	20.878	28.307	23.596*	24.489	274.8	
12	1'36.453	20.647	28.030	23.528	24.248	276.9	
13	1'37.688	20.685	28.054	24.059	24.890	277.6	
14	1'36.574	20.718	28.056	23.587	24.213	277.6	
15	1'43.786 *	20.642	31.863*	26.358	24.923	276.9	
16	1'38.073	20.746	29.238	23.782	24.307	279.0	
17	1'36.858 *	20.716	28.247*	23.603	24.292	277.6	
18	1'39.613 *	20.98*	30.157	23.844	24.631	266.6	

4th	35	Somkiat CHANTRA IDEMITSU Honda Tea THA					
		Runs=1	Total laps=16	Full laps=11			
		unfinished	16.709	29.310			275.5
1	6'43.615 P			25.205	19.330		
2	10'47.538	27.210	30.775	24.502	25.038	205.3	
3	1'37.245	20.699	28.241	23.944	24.361	277.6	
4	1'38.190	20.614	29.372	23.769	24.435	279.7	
5	1'36.878	20.560	28.303	23.717	24.298	279.0	
6	1'36.911	20.651	28.195	23.730	24.335	279.0	
7	1'36.950 *	20.636	28.127*	23.730	24.457	277.6	
8	1'36.597	20.578	28.154	23.662	24.203	278.3	
9	1'36.684	20.663	28.046	23.776	24.199	279.0	
10	1'51.520 *	21.556			25.057	270.6	
11	1'36.751	20.523	28.180	23.787	24.261	279.7	
12	1'36.603 *	20.468	28.083	23.693*	24.359	282.7	
13	1'36.615	20.468	28.296	23.639	24.212	281.9	
14	1'37.891	20.647	28.405	23.897	24.942	278.3	
15	1'36.673	20.562	28.210	23.657	24.244	278.3	

5th	51	Pedro ACOSTA Red Bull KTM Ajo SPA					
		Runs=1	Total laps=19	Full laps=10			
1	2'40.691	19.175	30.505			257.7	
2	1'39.864 *	21.047	29.269	24.591*	24.957	264.7	
3	1'37.344 *	20.636	28.425	23.916*	24.367*	271.3	
4	1'36.750	20.660	28.087	23.750	24.253	271.3	
5	1'40.629	20.684	28.210			272.0	
6	1'37.837	20.647	28.448	23.946	24.796	270.6	
7	1'37.054	20.756	28.243	23.797	24.258	271.3	
8	1'37.444	20.676	28.360	23.819	24.589	270.6	

3rd	37	Augusto FERNAND Red Bull KTM Ajo SPA					
		Runs=2	Total laps=19	Full laps=12			
1	2'40.388	19.326	31.191			248.8	
2	1'41.480 *	21.191	29.293	24.546*	26.450	265.3	
3	1'38.082 *	20.933	28.681	23.942*	24.526*	276.2	

Fastest Lap:	Jake DIXON	Inde GASGAS Aspar	GBR	1'36.280	20.690	28.099	23.523	23.968
---------------------	------------	-------------------	-----	-----------------	--------	--------	--------	--------

These data/results cannot be reproduced, stored and/or transmitted in whole or in part by any manner of electronic, mechanical, photocopying, recording, broadcasting or otherwise now known or herein after developed without the previous express consent by the copyright owner, except for reproduction in daily press and regular printed publications on sale to the public within 60 days of the event related to those data/results and always provided that copyright symbol appears together as follows below.
© DORNA, 2022



Free Practice Nr. 2

Moto2

Lap	Lap Time	T1	T2	T3	T4	Speed	Lap	Lap Time	T1	T2	T3	T4	Speed
9	1'39.141 *	20.648	28.982*	24.364	25.147	270.6	21	1'37.045	20.592	28.373	23.667	24.413	279.7
10	1'37.288	20.672	28.331	23.893	24.392	272.0	8th 9 Jorge NAVARRO Flexbox HP40 SPA						
11	1'38.426 *	20.681	28.287			271.3	Runs=2 Total laps=19 Full laps=12						
12	1'33.974 P	20.697	28.264	23.907	21.106	272.0	1	2'19.395	18.095	30.597	24.930	25.094	264.7
13	10'36.655 *	17.920	28.953*	24.111	24.348	275.5	2	1'38.952 *	20.832	28.607	24.285*	25.228*	276.2
14	1'36.866	20.658	28.223	23.689	24.296	272.7	3	1'37.808	20.863	28.386	23.875	24.684	276.9
15	1'36.836	20.580	28.131	23.931	24.194	271.3	4	1'37.749	20.856	28.457	23.904	24.532	274.8
16	1'36.677 *	20.546	28.159*	23.747	24.225	272.0	5	1'42.306	20.791	31.375	24.789	25.351	276.9
17	1'36.643	20.509	28.099	23.683	24.352	272.0	6	1'37.294	20.701	28.300	23.822	24.471	275.5
18	1'42.069 *	20.706	28.353*			272.0	7	1'37.358	20.746	28.303	23.852	24.457	271.3
19	1'37.561	20.642	28.297	23.870	24.752	267.9	8	1'34.434 P	20.818	28.349	24.000	21.267	273.4
6th 14 Tony ARBOLINO Elf Marc VDS Racing ITA							9	6'04.817	17.400	29.017	24.204	24.729	274.1
Runs=1 Total laps=19 Full laps=13							10	1'37.404	20.817	28.340	23.861	24.386	272.7
1	2'44.180	16.592	29.896	24.357	24.797	273.4	11	1'37.377	20.729	28.360	23.758	24.530	271.3
2	1'38.792 *	20.886	28.643	23.951*	25.312	278.3	12	1'37.418	20.811	28.444	23.700	24.463	270.0
3	1'37.634 *	20.729	28.458	23.878*	24.569*	280.5	13	1'36.532 P	20.961	29.053	24.476	22.042	268.6
4	1'37.392	20.802	28.379	23.752	24.459	277.6	14	6'50.562	20.771	29.209	24.106	24.417	257.7
5	1'36.942	20.626	28.139	23.722	24.455	281.9	15	1'36.949	20.772	28.225	23.715	24.237	272.7
6	1'38.422	20.705	28.616	23.826	25.275	280.5	16	1'36.789	20.712	28.167	23.586	24.324	273.4
7	1'39.040	21.065	28.546	23.952	25.477	275.5	17	1'36.946	20.607	28.283	23.690	24.366	273.4
8	1'37.479	20.630	28.434	23.947	24.468	279.7	18	1'58.105 *	20.743	32.552*	30.611	34.199	273.4
9	1'37.196	20.644	28.259	23.820	24.473	279.7	19	1'37.114	20.752	28.245	23.774	24.343	273.4
10	1'37.314	20.701	28.232	23.878	24.503	278.3	9th 52 Jeremy ALCOBA Liqui Moly Intact GP SPA						
11	1'37.653	20.711	28.558	23.717	24.667	279.0	Runs=1 Total laps=19 Full laps=9						
12	1'35.213 P	20.746	28.684	24.339	21.444	278.3	1	2'32.457	18.130	30.297	24.922	25.255	263.4
13	10'01.684	20.287	35.025	33.426	25.135	203.3	2	1'39.132 *	20.840	28.994	24.284*	25.014*	279.7
14	1'37.436	20.806	28.432	23.750	24.448	279.7	3	1'38.832 *	20.890	28.877	24.156*	24.909*	275.5
15	1'36.868	20.543	28.204	23.718	24.403	279.7	4	1'38.821	21.064	28.867	24.256	24.634	273.4
16	1'39.846	20.649	29.050	25.646	24.501	279.0	5	1'38.414	20.915	28.553	24.088	24.858	275.5
17	1'36.681	20.524	28.271	23.568	24.318	279.0	6	1'46.344 *	23.07*	34.384	24.138*	24.748	193.2
18	1'37.003	20.596	28.310	23.685	24.412	280.5	7	1'38.075 *	20.781	28.599	24.051*	24.644	280.5
19	1'43.664 *	20.680	34.425	23.990*	24.569	278.3	8	1'37.990	20.717	28.719	24.047	24.507	277.6
7th 79 Ai OGURA IDEMITSU Honda Tea JPN							9	1'37.740	20.671	28.508	23.797	24.764	277.6
Runs=1 Total laps=21 Full laps=12							10	1'38.087	20.823	28.542	23.990	24.732	277.6
1	2'56.877	18.503	30.310	25.076	25.056	263.4	11	1'38.334	20.822	28.609	24.081	24.822	276.2
2	1'38.623 *	20.699	28.743*	24.568*	24.613	278.3	12	1'37.244 P	22.815	30.237	24.248	19.944	218.6
3	1'37.418 *	20.752	28.284	23.907*	24.475*	277.6	13	10'32.787	18.907	29.485	23.978	24.596	269.3
4	1'37.173	20.673	28.240	23.833	24.427	277.6	14	1'37.216	20.748	28.330	23.721	24.417	278.3
5	1'37.562 *	20.918	28.168	24.026*	24.450	277.6	15	1'37.025	20.671	28.286	23.709	24.359	279.0
6	1'37.036	20.683	28.100	23.780	24.473	278.3	16	1'37.916 *	20.804	28.707*	23.942*	24.463	276.9
7	1'36.904	20.665	27.998	23.747	24.494	276.9	17	1'39.081 *	20.559	29.188*	24.772	24.562	281.9
8	1'36.775	20.579	28.115	23.765	24.316	279.0	18	1'41.651 *	22.813	30.185*	24.053	24.600	254.7
9	1'37.495	20.817	28.153	23.926	24.599	277.6	19	1'37.044	20.640	28.244	23.719	24.441	279.7
10	1'36.829 *	20.695	27.973*	23.832	24.329	277.6	10th 54 Fermín ALDEGUER Beta Tools Speed Up SPA						
11	1'39.775 P	20.734	29.680	24.592	24.769	279.7	Runs=1 Total laps=18 Full laps=7						
12	7'14.140	19.242	30.432	25.134	24.842	266.6	1	2'17.324	17.787	31.473	25.199	25.581	248.2
13	1'37.681	20.820	28.487	23.937	24.437	277.6	2	1'41.081 *	21.183	29.162	24.406*	26.330*	272.7
14	1'37.133 *	20.624	28.173*	23.864	24.472	279.0	3	1'38.056	20.955	28.593	23.869	24.639	276.9
15	1'37.298	20.789	28.302	23.912	24.295	277.6	4	1'37.563	20.900	28.454	23.696	24.513	275.5
16	1'36.881	20.631	28.236	23.765	24.249	280.5	5	1'37.624	20.897	28.498	23.736	24.493	277.6
17	1'36.725	20.649	28.090	23.698	24.288	280.5	6	1'45.171 *	20.928	28.552			274.8
18	1'37.002	20.632	28.323	23.759	24.288	276.2	7	1'39.942 *	21.038	29.579*	24.534	24.791	267.3
19	1'38.826	20.480	28.704	24.895	24.747	281.9	8	1'38.718 *	20.838	28.626	24.232*	25.022	276.2
20	1'38.234 *	20.761	28.903*	23.998	24.572	279.7							

Fastest Lap: Jake DIXON Inde GASGAS Aspar GBR **1'36.280** 20.690 28.099 23.523 23.968

These data/results cannot be reproduced, stored and/or transmitted in whole or in part by any manner of electronic, mechanical, photocopying, recording, broadcasting or otherwise now known or herein after developed without the previous express consent by the copyright owner, except for reproduction in daily press and regular printed publications on sale to the public within 60 days of the event related to those data/results and always provided that copyright symbol appears together as follows below.
© DORNA, 2022

Official MotoGP Timing by TISSOT
www.motogp.com

Buriram, Friday, September 30, 2022

Page 2 of 6



Free Practice Nr. 2

Moto2

Lap	Lap Time	T1	T2	T3	T4	Speed	Lap	Lap Time	T1	T2	T3	T4	Speed		
13th 16 Joe ROBERTS Italtrans Racing Team USA							Runs=1 Total laps=19 Full laps=11								
9	1'33.697	P	20.923	28.623*	24.229	19.922	273.4								
10	11'49.813		17.982	30.473	25.163	25.498	262.7								
11	1'38.055		21.032	28.789	23.766	24.468	273.4								
12	1'37.095	*	20.742	28.482*	23.563	24.308	275.5	1	2'37.463	18.921	32.260	25.061	26.656	238.9	
13	1'37.041		20.784	28.345	23.558	24.354	276.2	2	1'40.227	*	21.351	29.579	24.205*	25.092*	267.3
14	1'43.618	*	20.753	31.160*	27.331*	24.374	274.8	3	1'38.519	*	21.114	28.892	23.942*	24.571*	272.7
15	1'37.175		20.729	28.307	23.715	24.424	275.5	4	1'45.454		23.137	33.407	23.996	24.914	260.8
16	1'44.986		23.131	33.010	24.308	24.537	254.7	5	1'39.251	*	21.318	29.139	24.031*	24.763	270.6
17	1'39.093	*	20.98*	29.555	24.011	24.547	274.1	6	1'38.464		21.140	28.805	23.809	24.710	270.0
18	1'38.252	*	20.826	28.949	23.954*	24.523	274.1	7	1'34.995	P	21.272	28.777	24.348	20.598	267.9
								8	10'45.841		18.468	30.449	24.248	24.732	262.1
								9	1'39.317		21.029	30.019	23.781	24.488	270.6
								10	1'37.654		21.030	28.494	23.568	24.562	270.6
								11	1'37.262		21.029	28.350	23.531	24.352	271.3
								12	1'37.266		20.909	28.328	23.571	24.458	272.0
								13	1'37.735	*	21.09*	28.438	23.721	24.485	271.3
								14	1'37.399		20.973	28.311	23.724	24.391	272.0
								15	1'37.181		20.884	28.319	23.559	24.419	274.1
								16	1'37.433		20.963	28.419	23.623	24.428	272.7
								17	1'42.167		20.933	32.654	24.022	24.558	272.7
								18	1'51.902	*	20.983	29.436*	28.366	33.117	272.0
								19	1'38.607		21.004	28.867	23.830	24.906	272.7
14th 6 Cameron BEAUBIE American Racing USA							Runs=1 Total laps=19 Full laps=11								
								1	2'19.613		17.798	33.188	25.043	25.410	247.1
								2	1'39.293	*	21.014	28.964*	24.204*	25.111*	275.5
								3	1'38.095		20.907	28.465	24.180	24.543	278.3
								4	1'37.611		20.928	28.346	23.736	24.601	275.5
								5	1'37.493		20.827	28.368	23.696	24.602	276.9
								6	1'43.875	*	20.978			24.862	270.0
								7	1'38.066		20.872	28.555	24.015	24.624	277.6
								8	1'39.416		20.979	28.619	24.869	24.949	274.8
								9	1'38.864		20.929	29.128	24.027	24.780	275.5
								10	1'45.922	*	20.965	28.657			273.4
								11	1'38.287		21.000	28.749	23.977	24.561	274.1
								12	1'39.535	P	20.846	28.831	25.486	24.372	276.2
								13	9'47.166		20.009	31.247	25.313	32.331	242.1
								14	1'52.134	*	21.23*	29.050	25.336	36.517	272.7
								15	1'43.927	*	20.825	29.781*	27.349*	25.972	275.5
								16	1'37.246		20.804	28.384	23.591	24.467	276.9
								17	1'37.230		20.737	28.415	23.796	24.282	277.6
								18	1'43.879		20.698	34.517	23.871	24.793	279.0
								19	1'38.048		20.856	28.591	23.905	24.696	274.1
12th 75 Albert ARENAS Inde GASGAS Aspar SPA							Runs=1 Total laps=21 Full laps=13								
								1	2'37.811		17.806	30.589	25.359	25.764	239.4
								2	1'38.957	*	20.999	28.947	24.249*	24.762*	277.6
								3	1'38.795	*	20.765	28.892	24.043*	25.095*	276.9
								4	1'39.126		21.835	28.730	24.027	24.534	271.3
								5	1'38.032		20.843	28.629	23.963	24.597	277.6
								6	1'38.376		20.835	28.911	23.981	24.649	274.8
								7	1'35.098	P	20.834	29.385	24.170	20.709	274.1
								8	7'20.727		18.562	29.789	24.448	24.603	265.3
								9	1'38.041		21.067	28.608	23.729	24.637	274.1
								10	1'37.308		20.706	28.357	23.681	24.564	276.2
								11	1'37.174		20.668	28.355	23.689	24.462	276.9
								12	1'37.168		20.650	28.171	23.692	24.655	276.2
								13	1'49.001		20.713	28.585	31.558	28.145	276.9
								14	1'38.735		20.688	28.553	23.956	25.538	276.9
								15	1'38.681	*	20.78*	28.430	24.359	25.109	277.6
								16	1'37.253		20.761	28.166	23.770	24.556	279.0
								17	1'38.505		20.608	28.388	23.678	25.831	278.3
								18	1'37.481		20.724	28.364	23.772	24.621	277.6
								19	1'37.284		20.661	28.300	23.780	24.543	278.3
								20	1'39.285	*	20.803	29.622*	24.052	24.808	276.9
								21	1'37.099	*	20.698	28.197*	23.703	24.501	278.3

Fastest Lap: Jake DIXON Inde GASGAS Aspar GBR **1'36.280** 20.690 28.099 23.523 23.968

These data/results cannot be reproduced, stored and/or transmitted in whole or in part by any manner of electronic, mechanical, photocopying, recording, broadcasting or otherwise now known or herein after developed without the previous express consent by the copyright owner, except for reproduction in daily press and regular printed publications on sale to the public within 60 days of the event related to those data/results and always provided that copyright symbol appears together as follows below.
© DORNA, 2022



Free Practice Nr. 2

Moto2

Lap	Lap Time	T1	T2	T3	T4	Speed	Lap	Lap Time	T1	T2	T3	T4	Speed
10	1'39.663 *	20.912	30.459*	23.836	24.456	274.8	15	8'25.585	17.834	31.269	24.619	28.268	266.0
11	1'37.712	20.777	28.658	23.891	24.386	275.5	16	1'38.867	20.728	28.763	25.043	24.333	277.6
16th 40 Aron CANET Flexbox HP40 SPA							17	1'41.031	20.637	28.357	24.298	27.739	279.0
Runs=3 Total laps=12 Full laps=4							18	1'37.676 *	20.776	28.442	23.945*	24.513	277.6
1	4'50.203 P	17.609	32.568	24.332	1'35.537	262.7	19	1'49.474 *	20.742	30.817*	27.415	30.500	276.2
2	9'44.127	18.017	29.514	24.346	24.762	266.0	20	1'37.325	20.766	28.384	23.683	24.492	275.5
3	1'38.962	21.197	28.782	24.049	24.934	264.7	19th 28 Niccolò ANTONELLI Mooney VR46 Racing ITA						
4	1'40.442 P	21.007	31.757	25.183*	22.495	266.0	Runs=1 Total laps=19 Full laps=12						
5	11'56.919	16.840	28.835	23.872	24.978	267.3	1	2'35.377	19.223	30.573	25.696	25.573	236.8
6	1'37.706 *	20.93*	28.460	23.769	24.544	266.0	2	1'39.571 *	21.105	29.024	24.535*	24.907*	277.6
7	1'37.310	20.803	28.394	23.584	24.529	267.9	3	1'39.041 *	20.868	28.828	24.450*	24.895*	277.6
8	1'37.581 *	20.89*	28.390	23.714	24.581	267.3	4	1'38.617	20.939	28.693	24.219	24.766	275.5
9	1'40.776	24.278	28.549	23.621	24.328	246.5	5	1'45.901	20.894	35.752	24.388	24.867	276.9
10	1'37.251	20.732	28.336	23.690	24.493	267.3	6	1'38.406	20.807	28.721	24.113	24.765	278.3
11	1'58.285 *	20.897	31.433*	27.859	38.096	267.3	7	1'38.282	20.843	28.661	24.088	24.690	278.3
12	1'42.744 P	20.925	30.027	26.442	25.350	266.6	8	1'38.103	20.806	28.578	24.011	24.708	277.6
17th 13 Celestino VIETTI Mooney VR46 Racing ITA							9	1'38.307	20.845	28.587	24.116	24.759	276.9
Runs=1 Total laps=19 Full laps=9							10	1'38.028	20.798	28.548	24.039	24.643	279.0
1	2'32.035	18.877	30.037	25.248	25.253	267.9	11	1'42.776 P	22.774	32.010	24.447	23.545	222.2
2	1'41.036 *	20.967	30.287	24.534*	25.248*	278.3	12	9'45.303	19.842	29.868	24.683	27.152	261.5
3	1'48.043 *	20.954	29.440*	31.427*	26.222*	274.1	13	1'38.138	20.849	28.596	24.048	24.645	278.3
4	1'38.070	20.991	28.526	24.027	24.526	278.3	14	1'37.380	20.654	28.500	23.768	24.458	280.5
5	1'38.210	20.896	28.517	24.118	24.679	279.0	15	1'50.319 *	20.747			24.604	279.7
6	1'38.121	20.812	28.502	24.080	24.727	274.8	16	1'37.712	20.693	28.471	24.054	24.494	276.2
7	1'38.056 *	20.859	28.624*	24.054*	24.519	276.9	17	1'43.279	20.700	33.749	24.204	24.626	279.0
8	1'37.569 *	20.653	28.338	24.038*	24.540	279.0	18	1'38.226 *	20.784	28.575*	24.203	24.664	278.3
9	1'47.609 P	20.829	28.480	37.369	20.931	278.3	19	1'38.286	20.673	28.739	23.947	24.927	277.6
10	10'28.542	18.377	29.899	24.672	24.976	255.9	20th 23 Marcel SCHROTTE Liqui Moly Intact GP GER						
11	1'37.835	20.846	28.542	23.850	24.597	276.2	Runs=1 Total laps=19 Full laps=9						
12	1'38.170	20.935	28.599	23.999	24.637	279.0	1	2'52.776	19.023	31.083	24.595	24.607	251.1
13	1'38.229 *	20.92*	28.625	24.097	24.580	276.9	2	1'37.709 *	20.899	28.597	23.815*	24.398	274.8
14	1'37.879 *	20.783	28.512	24.035*	24.549	278.3	3	1'37.632 *	20.864	28.471	23.852*	24.445*	274.8
15	1'37.807	20.814	28.568	23.893	24.532	274.8	4	1'37.647	20.849	28.631	23.795	24.372	273.4
16	1'39.372	20.799	29.331	24.784	24.458	277.6	5	1'38.900 *	20.875	28.568	23.891*	25.566	274.8
17	1'37.322	20.708	28.328	23.762	24.524	279.7	6	1'38.213 *	21.133	28.678*	23.935	24.467	273.4
18	1'37.913 *	20.789	28.607*	23.890*	24.627	280.5	7	1'37.715	20.899	28.476	23.881	24.459	273.4
19	1'37.720	20.725	28.455	23.896	24.644	276.9	8	1'37.595	20.844	28.537	23.842	24.372	273.4
18th 18 Manuel GONZALEZ Yamaha VR46 Master SPA							9	1'37.780 P	22.30*	28.873	25.880	20.726	269.3
Runs=1 Total laps=20 Full laps=10							10	9'30.002	19.098	32.499	26.651	28.247	255.3
1	2'31.318	18.833	31.518	25.203	25.764	258.3	11	1'46.778	20.922	36.002	25.173	24.681	273.4
2	1'42.001 *	21.004	29.237	26.652*	25.108*	275.5	12	1'37.403	20.772	28.503	23.680	24.448	274.8
3	1'38.532 *	20.854	28.997	24.041*	24.640*	277.6	13	1'37.395	20.776	28.446	23.703	24.470	274.1
4	1'44.294 *	20.820	28.738			274.1	14	1'47.225 *	23.92*	34.190	24.742	24.364	200.0
5	1'38.190	20.770	28.679	23.929	24.812	279.0	15	1'45.799	20.634	28.551	30.892	25.722	276.2
6	1'39.084	20.905	29.195	24.234	24.750	275.5	16	1'37.395	20.728	28.403	23.876	24.388	278.3
7	1'37.638 *	20.825	28.530	23.866*	24.417	278.3	17	1'41.844 *	20.816	29.790*	26.829	24.409	276.2
8	1'37.417	20.753	28.463	23.919	24.282	276.9	18	1'47.760 *	23.87*	32.987*	24.737	26.158	248.8
9	1'41.741	20.813	28.581	24.695	27.652	277.6	19	1'37.811	20.843	28.568	23.847	24.553	274.1
10	1'37.771 *	20.823	28.457	23.910*	24.581	276.9	21st 84 Zonta VD GOORBE RW Racing GP NED						
11	1'37.762	20.844	28.504	23.902	24.512	276.2	Runs=1 Total laps=18 Full laps=12						
12	1'39.251	20.844	29.918	24.073	24.416	275.5	1	2'12.119	17.851	30.673	25.256	25.123	240.5
13	1'37.384	20.783	28.387	23.842	24.372	278.3	2	1'39.273 *	21.144	28.893	24.351*	24.885*	276.9
14	1'35.803 P	21.247	29.961	24.922	19.673	271.3	3	1'38.255	20.816	28.726	24.042	24.671	278.3

Fastest Lap: Jake DIXON Inde GASGAS Aspar GBR **1'36.280** 20.690 28.099 23.523 23.968

These data/results cannot be reproduced, stored and/or transmitted in whole or in part by any manner of electronic, mechanical, photocopying, recording, broadcasting or otherwise now known or herein after developed without the previous express consent by the copyright owner, except for reproduction in daily press and regular printed publications on sale to the public within 60 days of the event related to those data/results and always provided that copyright symbol appears together as follows below.
© DORNA, 2022

Official MotoGP Timing by TISSOT
www.motogp.com

Buriram, Friday, September 30, 2022

Page 4 of 6



Free Practice Nr. 2

Moto2

Lap	Lap Time	T1	T2	T3	T4	Speed	Lap	Lap Time	T1	T2	T3	T4	Speed
4	1'40.390	20.763	29.114	24.173	26.340	277.6	5	1'38.354	20.811	28.492	24.263	24.788	275.5
5	1'44.149	21.020	28.822	29.265	25.042	275.5	6	1'43.837 *	20.927	29.743*	27.083	26.084	274.1
6	1'41.443	20.873	31.260	24.308	25.002	278.3	7	1'39.026	20.782	28.785	24.441	25.018	277.6
7	1'43.077 *	20.870	28.505*	28.376	25.326	278.3	8	1'39.022 *	20.833	28.902	24.277*	25.010	273.4
8	1'38.170	20.849	28.641	23.943	24.737	275.5	9	1'40.157 P	21.268	30.012			271.3
9	1'35.720 P	20.817	28.780	24.265	21.858	276.2	10	9'53.962	17.469	30.223	26.980	28.251	267.9
10	11'58.345	20.048	29.914	26.277	28.818	266.0	11	1'47.366 *	20.701	36.534*	25.531	24.600	276.2
11	1'37.869	20.883	28.616	23.764	24.606	276.2	12	1'37.768	20.617	28.712	23.879	24.560	275.5
12	1'38.319	20.768	28.913	23.921	24.717	275.5	13	1'37.613	20.585	28.677	23.872	24.479	275.5
13	1'37.432	20.677	28.436	23.879	24.440	277.6	14	1'42.402	23.651	30.401	23.744	24.606	212.1
14	1'42.624	24.028	29.040	24.440	25.116	267.3	15	1'45.847 *	20.616			24.747	276.9
15	1'37.769	20.762	28.539	23.874	24.594	276.9	16	1'37.604	20.653	28.553	23.878	24.520	278.3
16	1'37.620	20.798	28.327	23.945	24.550	278.3	17	1'38.071	20.684	28.778	23.947	24.662	274.8
17	1'45.830 *	20.826	31.667*	26.439*	26.898	270.6	18	1'38.059	20.705	28.598	23.764	24.992	277.6
18	1'37.956	20.759	28.484	23.838	24.875	277.6	19	1'37.993	20.733	28.698	23.842	24.720	275.5

22nd 81 Keminth KUBO Yamaha VR46 Master THA
Runs=1 Total laps=10 Full laps=4

1	2'08.844	19.280	31.002	27.631	25.065	253.5
2	1'38.698 *	20.825	28.997	24.167*	24.709	276.2
3	1'37.546	20.623	28.778	23.651	24.494	276.2
4	1'50.274 *	22.72*	29.743	33.232*	24.572	259.6
5	1'37.627	20.698	28.585	23.647	24.697	277.6
6	1'40.981 *	20.728	28.656			277.6
7	1'37.741	20.721	28.615	23.736	24.669	275.5
8	1'34.911 P	22.319	28.943	24.167*	19.482	264.7
9	14'09.879	16.665	29.174	24.160	24.797	274.8
10	1'37.465	20.691	28.600	23.570	24.604	277.6

23rd 22 Sam LOWES Elf Marc VDS Racing GBR
Runs=1 Total laps=18 Full laps=10

1	2'51.278	19.080	30.389	24.953	25.321	263.4
2	1'39.336 *	21.080	29.115	24.312*	24.829	274.1
3	1'38.602 *	20.971	28.906	24.135*	24.590*	274.8
4	1'38.148	20.976	28.561	24.069	24.542	274.1
5	1'38.321 *	20.989	28.588	24.061*	24.683	273.4
6	1'38.748	21.147	28.750	24.053	24.798	272.0
7	1'38.820	20.985	28.493	24.658	24.684	272.0
8	1'38.250	20.992	28.607	23.930	24.721	272.0
9	1'40.726 P	20.954	33.547	25.085	21.140	272.0
10	11'57.254 *	19.762	37.963*	30.293	25.240	260.8
11	1'38.282	20.962	28.748	23.901	24.671	274.1
12	1'37.939	20.857	28.714	23.743	24.625	272.0
13	1'37.473	20.854	28.328	23.845	24.446	275.5
14	1'37.607	20.821	28.456	23.863	24.467	275.5
15	1'37.964 *	20.869	28.573*	23.945	24.577	273.4
16	1'37.770	20.808	28.520	23.828	24.614	275.5
17	1'38.229 *	21.034	28.642*	23.935	24.618	274.8
18	1'37.893	20.892	28.566	23.810	24.625	274.1

24th 29 Taiga HADA Pertamina Mandalika JPN
Runs=1 Total laps=19 Full laps=11

1	2'12.736	20.169	31.622	26.029	25.149	264.7
2	1'39.063 *	20.944	28.968	24.228*	24.923*	277.6
3	1'42.254	20.843	29.608	26.604	25.199	279.0
4	1'38.440	20.881	28.885	24.044	24.630	272.7

25th 19 Lorenzo DALLA PO Italtrans Racing Team ITA
Runs=2 Total laps=20 Full laps=13

1	2'40.247	23.742	31.191			255.9
2	1'39.780 *	21.159	29.158	24.422*	25.041	277.6
3	1'38.952 *	20.888	28.957	24.125*	24.982*	277.6
4	1'38.839	21.080	28.950	24.178	24.631	276.2
5	1'38.423	20.782	28.586	24.186	24.869	281.2
6	1'34.418 P	20.889	28.842	24.360	20.327	279.0
7	4'47.755	21.208	31.476	24.483	25.142	266.6
8	1'38.925	20.969	28.878	24.127	24.951	277.6
9	1'38.633	20.904	28.783	24.125	24.821	278.3
10	1'38.277	20.951	28.670	23.909	24.747	279.0
11	1'38.058	20.766	28.704	23.904	24.684	279.7
12	1'36.234 P	20.792	29.145*	26.010	20.287	279.0
13	5'16.113	18.224	29.740	24.455	24.908	270.6
14	1'38.368	20.875	28.737	24.036	24.720	276.9
15	1'38.006	20.730	28.562	24.157	24.557	279.7
16	1'37.620	20.732	28.466	24.069	24.353	279.0
17	1'37.716	20.778	28.486	23.997	24.455	280.5
18	1'37.877	20.651	28.639	24.174	24.413	279.7
19	1'37.736	20.686	28.558	23.838	24.654	281.2
20	1'37.876	20.710	28.504	23.924	24.738	281.9

26th 7 Barry BALTUS RW Racing GP BEL
Runs=1 Total laps=14 Full laps=6

1	2'32.680	19.734	34.063	27.587	30.921	192.1
2	1'40.887 *	20.850	28.997	24.234*	26.806*	279.0
3	1'38.575 *	20.659	29.089	24.048*	24.779*	274.1
4	1'37.981 *	20.730	28.649	24.044*	24.558	276.9
5	2'32.790 P	20.871	28.409	1'18.747	24.763	275.5
6	17'42.526	19.108	33.488	25.003	28.716	258.9
7	1'38.065	20.870	28.705	23.949	24.541	275.5
8	1'37.803	20.922	28.428	23.784	24.669	274.1
9	1'38.460	21.042	28.761	24.011	24.646	273.4
10	1'38.115	20.833	28.567	23.994	24.721	274.8
11	1'45.882 *	20.742	30.897*	26.458	27.785	276.9
12	1'37.862	20.860	28.415	23.995	24.592	276.9
13	1'40.246 *	20.992	30.166*	24.234	24.854	274.8
14	1'38.243	20.913	28.602	23.907	24.821	274.1

Fastest Lap: Jake DIXON Inde GASGAS Aspar GBR **1'36.280** 20.690 28.099 23.523 23.968

These data/results cannot be reproduced, stored and/or transmitted in whole or in part by any manner of electronic, mechanical, photocopying, recording, broadcasting or otherwise now known or herein after developed without the previous express consent by the copyright owner, except for reproduction in daily press and regular printed publications on sale to the public within 60 days of the event related to those data/results and always provided that copyright symbol appears together as follows below.
© DORNA, 2022

Free Practice Nr. 2

Moto2

Lap	Lap Time	T1	T2	T3	T4	Speed	Lap	Lap Time	T1	T2	T3	T4	Speed
27th	42	Marcos RAMIREZ		MV Agusta Forward R		SPA							
		Runs=2	Total laps=17	Full laps=10									
1	2'13.201	24.232	31.373	25.784	25.144	240.0							
2	1'39.446 *	21.101	29.273	24.337*	24.735*	277.6							
3	1'36.822 P	21.004	28.877	26.868	20.073	277.6							
4	4'26.064 *	22.998	31.468	24.510*	24.769	244.8							
5	1'39.176	21.047	28.965	24.307	24.857	274.1							
6	1'38.768	21.045	28.827	24.173	24.723	273.4							
7	1'38.604	20.962	28.658	24.172	24.812	274.1							
8	1'38.370	20.997	28.736	23.963	24.674	273.4							
9	1'40.585 P	22.644	30.825	25.642	21.474	216.8							
10	10'41.904 *	25.651	31.484*	24.993	24.671	257.7							
11	1'46.304	20.971	28.611	31.492	25.230	276.2							
12	1'38.131	20.869	28.795	24.002	24.465	273.4							
13	1'38.416	20.880	28.621	24.280	24.635	276.2							
14	1'47.093	20.962	30.607	27.946	27.578	275.5							
15	1'39.087	20.957	28.911	24.610	24.609	276.2							
16	1'46.986 *	21.044	29.305*	29.430	27.207	275.5							
17	1'38.595	20.976	28.754	24.145	24.720	276.2							

28th	61	Alessandro ZACCO		Gresini Racing Moto2		ITA							
		Runs=1	Total laps=16	Full laps=8									
1	2'08.742	20.465	32.566	26.255	25.747	209.7							
2	1'41.415 *	21.328	29.304	25.283*	25.500*	272.7							
3	1'39.072	21.117	29.141	24.199	24.615	272.7							
4	1'38.743	21.077	28.949	24.097	24.620	272.0							
5	1'45.185	21.814	30.036	28.392	24.943	265.3							
6	1'41.171	20.981	29.057	24.228	26.905	275.5							
7	1'38.132	21.007	28.635	23.928	24.562	274.8							
8	1'40.534 *	21.011	28.737	24.706*	26.080	271.3							
9	1'39.656	21.039	29.677	24.121	24.819	272.7							
10	1'35.987 P	21.057	28.914	24.218	21.798	271.3							
11	15'10.406 *	30.205	31.962*	24.230	24.832	196.3							
12	1'37.370 *	20.933	28.464	23.753*	24.220	276.2							
13	1'41.775	20.840	28.926	24.485	27.524	276.2							
14	1'39.871 *	22.361	28.997	23.958*	24.555	268.6							
15	1'38.856 *	21.16*	29.220	23.925	24.544	272.7							
16	1'38.281	20.992	28.889	23.845	24.555	273.4							

29th	4	Sean Dylan KELLY		American Racing		USA							
		Runs=2	Total laps=14	Full laps=5									
1	2'13.865	21.183	31.723	29.956	28.386	236.3							
2	1'39.785 *	21.136	29.289	24.396*	24.964*	277.6							
3	1'38.892	20.945	28.807	24.339	24.801	278.3							
4	1'39.327 *	20.889	29.173*	24.348	24.917	274.1							
5	1'39.056	21.022	28.788	24.202	25.044	274.1							
6	1'45.799 *	21.904	30.083	25.091*	28.721	268.6							
7	1'39.152	21.000	28.815	24.510	24.827	276.2							
8	1'38.116 P	21.405	29.989	25.309*	21.413	264.0							
9	8'34.233	19.307	30.326	25.247	25.943	260.8							
10	1'38.821	20.976	28.865	24.069	24.911	270.0							
11	1'37.908 P	21.121	29.237	27.906	19.644	266.6							
12	12'27.080 *	17.103	29.925*	24.422	24.922	270.6							
13	1'39.208 *	20.879	28.910*	23.958	25.461	275.5							
14	1'38.503	20.791	28.951	23.980	24.781	275.5							

Fastest Lap: Jake DIXON Inde GASGAS Aspar GBR **1'36.280** 20.690 28.099 23.523 23.968

These data/results cannot be reproduced, stored and/or transmitted in whole or in part by any manner of electronic, mechanical, photocopying, recording, broadcasting or otherwise now known or herein after developed without the previous express consent by the copyright owner, except for reproduction in daily press and regular printed publications on sale to the public within 60 days of the event related to those data/results and always provided that copyright symbol appears together as follows below.
© DORNA, 2022

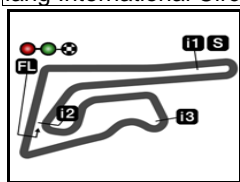
Official MotoGP Timing by TISSOT
www.motogp.com

Buriram, Friday, September 30, 2022

Page 6 of 6

motogp





4554 m.

OR THAILAND GRAND PRIX

Free Practice Nr. 2

Best Partial Times


Moto2™

IT Ideal Lap Time, sum of the best partial times

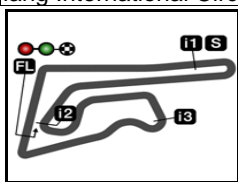
BT Best Lap Time

T1		T2		T3		T4				IT		BT	
Pos	Rider	Time	Rider	Time	Rider	Time	Rider	Time	Pos	Rider	IT	BT	
1	S.CHANTRA	20.468	A.OGURA	27.998	A.FERNANDEZ	23.460	J.DIXON	23.968	1	J.DIXON	1'36.100	1'36.280	(1)
2	A.OGURA	20.480	A.LOPEZ	28.030	J.DIXON	23.523	A.FERNANDEZ	24.151	2	A.FERNANDEZ	1'36.270	1'36.564	(3)
3	P.ACOSTA	20.509	A.FERNANDEZ	28.030	A.LOPEZ	23.528	P.ACOSTA	24.194	3	S.CHANTRA	1'36.352	1'36.597	(4)
4	J.DIXON	20.510	S.CHANTRA	28.046	J.ROBERTS	23.531	S.CHANTRA	24.199	4	A.OGURA	1'36.394	1'36.725	(7)
5	T.ARBOLINO	20.524	P.ACOSTA	28.087	F.ALDEGUER	23.558	A.LOPEZ	24.213	5	A.LOPEZ	1'36.413	1'36.453	(2)
6	J.ALCOBA	20.559	J.DIXON	28.099	T.ARBOLINO	23.568	A.ZACCONE	24.220	6	P.ACOSTA	1'36.473	1'36.643	(5)
7	T.HADA	20.585	T.ARBOLINO	28.139	K.KUBO	23.570	J.NAVARRO	24.237	7	T.ARBOLINO	1'36.549	1'36.681	(6)
8	J.NAVARRO	20.607	A.ARENAS	28.166	A.CANET	23.584	B.BENDSNEYDE	24.245	8	J.NAVARRO	1'36.597	1'36.789	(8)
9	A.ARENAS	20.608	J.NAVARRO	28.167	J.NAVARRO	23.586	A.OGURA	24.249	9	J.ALCOBA	1'36.871	1'37.025	(9)
10	K.KUBO	20.623	J.ALCOBA	28.244	C.BEAUBIER	23.591	C.BEAUBIER	24.282	10	F.ALDEGUER	1'36.902	1'37.041	(10)
11	A.FERNANDEZ	20.629	F.SALAC	28.299	S.CHANTRA	23.639	M.GONZALEZ	24.282	11	A.ARENAS	1'36.914	1'37.168	(12)
12	M.SCHROTTER	20.634	F.ALDEGUER	28.307	F.SALAC	23.667	F.ALDEGUER	24.308	12	C.BEAUBIER	1'36.917	1'37.230	(14)
13	M.GONZALEZ	20.637	J.ROBERTS	28.311	A.OGURA	23.667	T.ARBOLINO	24.318	13	M.GONZALEZ	1'36.959	1'37.325	(18)
14	A.LOPEZ	20.642	Z.VD GOORBER	28.327	A.ARENAS	23.678	F.SALAC	24.328	14	F.SALAC	1'36.974	1'37.094	(11)
15	L.DALLA PORTA	20.651	C.VIETTI	28.328	M.SCHROTTER	23.680	A.CANET	24.328	15	A.CANET	1'36.980	1'37.251	(16)
16	C.VIETTI	20.653	S.LOWES	28.328	M.GONZALEZ	23.683	J.ROBERTS	24.352	16	J.ROBERTS	1'37.078	1'37.181	(13)
17	N.ANTONELLI	20.654	A.CANET	28.336	P.ACOSTA	23.683	L.DALLA PORTA	24.353	17	M.SCHROTTE	1'37.081	1'37.395	(20)
18	B.BALTUS	20.659	C.BEAUBIER	28.346	B.BENDSNEYDE	23.686	J.ALCOBA	24.359	18	B.BENDSNEY	1'37.099	1'37.234	(15)
19	Z.VD GOORBER	20.677	M.GONZALEZ	28.357	J.ALCOBA	23.709	M.SCHROTTER	24.364	19	C.VIETTI	1'37.201	1'37.322	(17)
20	F.SALAC	20.680	M.SCHROTTER	28.403	S.LOWES	23.743	Z.VD GOORBER	24.440	20	Z.VD GOORBE	1'37.208	1'37.432	(21)
21	C.BEAUBIER	20.698	B.BALTUS	28.409	T.HADA	23.744	S.LOWES	24.446	21	K.KUBO	1'37.272	1'37.465	(22)
22	B.BENDSNEYDE	20.728	B.BENDSNEYDE	28.440	C.VIETTI	23.762	C.VIETTI	24.458	22	T.HADA	1'37.300	1'37.604	(24)
23	F.ALDEGUER	20.729	A.ZACCONE	28.464	Z.VD GOORBER	23.764	N.ANTONELLI	24.458	23	L.DALLA PORT	1'37.308	1'37.620	(25)
24	A.CANET	20.732	L.DALLA PORTA	28.466	N.ANTONELLI	23.768	A.ARENAS	24.462	24	S.LOWES	1'37.325	1'37.473	(23)

These data/results cannot be reproduced, stored and/or transmitted in whole or in part by any manner of electronic, mechanical, photocopying, recording, broadcasting or otherwise now known or herein after developed without the previous express consent by the copyright owner, except for reproduction in daily press and regular printed publications on sale to the public within 60 days of the event related to those data/results and always provided that copyright symbol appears together as follows below.
© DORNA, 2022

Official MotoGP Timing by 
www.motogp.com





4554 m.

OR THAILAND GRAND PRIX

Free Practice Nr. 2

Best Partial Times

IT Ideal Lap Time, sum of the best partial times

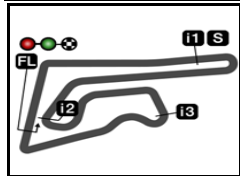
BT Best Lap Time

		T1		T2		T3		T4					
<i>Pos</i>	<i>Rider</i>	<i>Time</i>	<i>Rider</i>	<i>Time</i>	<i>Rider</i>	<i>Time</i>	<i>Rider</i>	<i>Time</i>	<i>Pos</i>	<i>Rider</i>	<i>IT</i>	<i>BT</i>	
25	S.KELLY	20.791	N.ANTONELLI	28.471	B.BALTUS	23.784	M.RAMIREZ	24.465	25	N.ANTONELLI	1'37.351	1'37.380	(19)
26	S.LOWES	20.808	T.HADA	28.492	L.DALLA PORTA	23.838	T.HADA	24.479	26	A.ZACCONE	1'37.369	1'38.132	(28)
27	A.ZACCONE	20.840	K.KUBO	28.585	A.ZACCONE	23.845	K.KUBO	24.494	27	B.BALTUS	1'37.393	1'37.803	(26)
28	M.RAMIREZ	20.869	M.RAMIREZ	28.611	S.KELLY	23.958	B.BALTUS	24.541	28	M.RAMIREZ	1'37.908	1'38.131	(27)
29	J.ROBERTS	20.884	S.KELLY	28.788	M.RAMIREZ	23.963	S.KELLY	24.781	29	S.KELLY	1'38.318	1'38.503	(29)

These data/results cannot be reproduced, stored and/or transmitted in whole or in part by any manner of electronic, mechanical, photocopying, recording, broadcasting or otherwise now known or herein after developed without the previous express consent by the copyright owner, except for reproduction in daily press and regular printed publications on sale to the public within 60 days of the event related to those data/results and always provided that copyright symbol appears together as follows below.
© DORNA, 2022


Official MotoGP Timing by **TISSOT**
www.motogp.com





4554 m.

OR THAILAND GRAND PRIX
Free Practice Nr. 2
Fastest Laps Sequence

<i>Practice Time</i>	 <i>Rider</i>	<i>Nation</i>	<i>Motorcycle</i>	<i>Time</i>	<i>Km/h</i>	<i>Rider's Lap</i>
3'20.150	21 Alonso LOPEZ	SPA	BOSCOCURO	1'38.076	167.1	2
5'25.088	81 Keminth KUBO	THA	KALEX	1'37.546	168.0	3
7'34.649	51 Pedro ACOSTA	SPA	KALEX	1'36.750	169.4	4
28'55.264	35 Somkiat CHANTRA	THA	KALEX	1'36.597	169.7	8
31'07.480	21 Alonso LOPEZ	SPA	BOSCOCURO	1'36.453	169.9	12
32'13.884	96 Jake DIXON	GBR	KALEX	1'36.280	170.2	12

These data/results cannot be reproduced, stored and/or transmitted in whole or in part by any manner of electronic, mechanical, photocopying, recording, broadcasting or otherwise now known or herein after developed without the previous express consent by the copyright owner, except for reproduction in daily press and regular printed publications on sale to the public within 60 days of the event related to those data/results and always provided that copyright symbol appears together as follows below.

© DORNA, 2022

Official MotoGP Timing by TISSOT
 www.motogp.com

Buriram, Friday, September 30, 2022

