


4554 m.

OR THAILAND GRAND PRIX
Free Practice Nr. 1
Classification

3

	Rider	Nation	Team	Motorcycle	Time	Lap Total	Gap	Top Speed
1	37 Augusto FERNANDEZ	SPA	Red Bull KTM Ajo	KALEX	1'36.806	16 18		276.2
2	35 Somkiat CHANTRA	THA	IDEMITSU Honda Team Asia	KALEX	1'36.838	18 20	0.032 0.032	282.7
3	96 Jake DIXON	GBR	Inde GASGAS Aspar Team	KALEX	1'36.875	14 14	0.069 0.037	279.0
4	79 Ai OGURA	JPN	IDEMITSU Honda Team Asia	KALEX	1'37.083	18 18	0.277 0.208	281.2
5	12 Filip SALAC	CZE	Gresini Racing Moto2	KALEX	1'37.233	16 16	0.427 0.150	279.7
6	75 Albert ARENAS	SPA	Inde GASGAS Aspar Team	KALEX	1'37.234	15 17	0.428 0.001	278.3
7	23 Marcel SCHROTTER	GER	Liqui Moly Intact GP	KALEX	1'37.274	16 16	0.468 0.040	283.4
8	51 Pedro ACOSTA	SPA	Red Bull KTM Ajo	KALEX	1'37.280	17 18	0.474 0.006	271.3
9	14 Tony ARBOLINO	ITA	Elf Marc VDS Racing Team	KALEX	1'37.327	18 19	0.521 0.047	279.0
10	13 Celestino VIETTI	ITA	Mooney VR46 Racing Team	KALEX	1'37.437	16 16	0.631 0.110	278.3
11	9 Jorge NAVARRO	SPA	Flexbox HP40	KALEX	1'37.496	14 15	0.690 0.059	275.5
12	52 Jeremy ALCOBA	SPA	Liqui Moly Intact GP	KALEX	1'37.498	17 17	0.692 0.002	281.9
13	18 Manuel GONZALEZ	SPA	Yamaha VR46 Master Camp Team	KALEX	1'37.658	18 18	0.852 0.160	277.6
14	16 Joe ROBERTS	USA	Italtrans Racing Team	KALEX	1'37.711	14 17	0.905 0.053	273.4
15	7 Barry BALTUS	BEL	RW Racing GP	KALEX	1'37.730	18 18	0.924 0.019	276.2
16	64 Bo BENDSNEYDER	NED	Pertamina Mandalika SAG Team	KALEX	1'37.886	11 11	1.080 0.156	274.8
17	19 Lorenzo DALLA PORTA	ITA	Italtrans Racing Team	KALEX	1'37.928	17 17	1.122 0.042	281.9
18	54 Fermín ALDEGUER	SPA	Beta Tools Speed Up	BOSCOSCURO	1'37.943	18 19	1.137 0.015	267.9
19	29 Taiga HADA	JPN	Pertamina Mandalika SAG Team	KALEX	1'38.120	17 17	1.314 0.177	276.9
20	84 Zonta VD GOORBERGH	NED	RW Racing GP	KALEX	1'38.163	18 18	1.357 0.043	278.3
21	21 Alonso LOPEZ	SPA	Beta Tools Speed Up	BOSCOSCURO	1'38.204	10 10	1.398 0.041	277.6
22	81 Keminth KUBO	THA	Yamaha VR46 Master Camp Team	KALEX	1'38.211	16 17	1.405 0.007	280.5
23	28 Niccolò ANTONELLI	ITA	Mooney VR46 Racing Team	KALEX	1'38.329	15 17	1.523 0.118	277.6
24	40 Aron CANET	SPA	Flexbox HP40	KALEX	1'38.333	7 10	1.527 0.004	274.8
25	22 Sam LOWES	GBR	Elf Marc VDS Racing Team	KALEX	1'38.407	17 17	1.601 0.074	277.6
26	61 Alessandro ZACCONI	ITA	Gresini Racing Moto2	KALEX	1'38.425	17 19	1.619 0.018	274.8
27	42 Marcos RAMIREZ	SPA	MV Agusta Forward Racing	MV AGUSTA	1'38.479	15 17	1.673 0.054	277.6
28	6 Cameron BEAUBIER	USA	American Racing	KALEX	1'38.792	15 18	1.986 0.313	276.2
29	4 Sean Dylan KELLY	USA	American Racing	KALEX	1'38.803	19 19	1.997 0.011	276.9
30	24 Simone CORSI	ITA	MV Agusta Forward Racing	MV AGUSTA	1'40.694	14 14	3.888 1.891	275.5

Practice condition: **Wet-Dry**
 Air: 27°
 Humidity: 73%
 Ground: 29°

Fastest Lap:	Lap: 16	Augusto FERNANDEZ	1'36.806	169.3 Km/h
Best Race Lap:	2019	Luca MARINI	1'36.097	170.6 Km/h
All Time Lap Record:	2019	Alex MARQUEZ	1'35.297	172.0 Km/h

The results are provisional until the end of the limit for protest and appeals.

Time limit for protest expires 30' after publication of the results - Time:

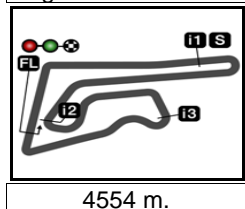
These data/results cannot be reproduced, stored and/or transmitted in whole or in part by any manner of electronic, mechanical, photocopying, recording, broadcasting or otherwise now known or herein after developed without the previous express consent by the copyright owner, except for reproduction in daily press and regular printed publications on sale to the public within 60 days of the event related to those data/results and always provided that copyright symbol appears together as follows below.

© DORNA, 2022

Official MotoGP Timing by TISSOT
 www.motogp.com


Buriram, Friday, September 30, 2022





BURIRAM THAILAND GRAND PRIX
Free Practice Nr. 1
Top Speed & Average

4

	Rider	Nation	Motorcycle	Top 5 speeds					Average	Top
23	Marcel SCHROTTER	GER	KALEX	283.4	280.5	279.7	277.6	276.2	278.3	283.4
35	Somkiat CHANTRA	THA	KALEX	282.7	281.2	279.7	279.0	279.0	280.3	282.7
19	Lorenzo DALLA PORTA	ITA	KALEX	281.9	281.9	281.2	281.2	280.5	281.3	281.9
52	Jeremy ALCOBA	SPA	KALEX	281.9	281.2	280.5	280.5	279.7	280.5	281.9
79	Ai OGURA	JPN	KALEX	281.2	280.5	280.5	279.7	279.7	280.3	281.2
81	Keminth KUBO	THA	KALEX	280.5	276.2	275.5	274.8	274.8	275.9	280.5
12	Filip SALAC	CZE	KALEX	279.7	279.0	278.3	277.6	277.6	278.4	279.7
14	Tony ARBOLINO	ITA	KALEX	279.0	276.9	276.2	275.5	274.8	276.5	279.0
96	Jake DIXON	GBR	KALEX	279.0	278.3	278.3	276.9	276.9	277.9	279.0
13	Celestino VIETTI	ITA	KALEX	278.3	277.6	275.5	275.5	274.8	276.1	278.3
75	Albert ARENAS	SPA	KALEX	278.3	276.9	276.2	276.2	275.5	276.6	278.3
84	Zonta VD GOORBERGH	NED	KALEX	278.3	277.6	276.9	276.2	276.2	277.0	278.3
18	Manuel GONZALEZ	SPA	KALEX	277.6	276.9	275.5	274.8	274.1	275.8	277.6
21	Alonso LOPEZ	SPA	BOSCOSCURO	277.6	276.9	275.5	274.8	274.1	275.5	277.6
22	Sam LOWES	GBR	KALEX	277.6	276.9	275.5	275.5	274.8	275.9	277.6
28	Niccolò ANTONELLI	ITA	KALEX	277.6	277.6	277.6	276.9	276.9	277.3	277.6
42	Marcos RAMIREZ	SPA	MV AGUSTA	277.6	276.9	275.5	275.5	274.1	275.9	277.6
4	Sean Dylan KELLY	USA	KALEX	276.9	275.5	275.5	274.8	274.8	275.4	276.9
29	Taiga HADA	JPN	KALEX	276.9	275.5	275.5	273.4	273.4	274.9	276.9
6	Cameron BEAUBIER	USA	KALEX	276.2	275.5	275.5	273.4	273.4	274.6	276.2
7	Barry BALTUS	BEL	KALEX	276.2	275.5	274.8	274.8	274.8	275.2	276.2
37	Augusto FERNANDEZ	SPA	KALEX	276.2	276.2	275.5	273.4	273.4	274.9	276.2
9	Jorge NAVARRO	SPA	KALEX	275.5	273.4	273.4	272.0	272.0	273.3	275.5
24	Simone CORSI	ITA	MV AGUSTA	275.5	274.8	274.1	272.7	270.6	273.5	275.5
40	Aron CANET	SPA	KALEX	274.8	273.4	270.6	270.6	270.6	272.0	274.8
61	Alessandro ZACCONI	ITA	KALEX	274.8	274.8	274.1	273.4	273.4	274.1	274.8
64	Bo BENDSNEYDER	NED	KALEX	274.8	274.8	274.8	274.1	274.1	274.5	274.8
16	Joe ROBERTS	USA	KALEX	273.4	272.7	272.0	272.0	271.3	272.0	273.4
51	Pedro ACOSTA	SPA	KALEX	271.3	270.6	270.6	270.0	269.3	270.1	271.3
54	Fermín ALDEGUER	SPA	BOSCOSCURO	267.9	267.9	267.3	267.3	267.3	267.5	267.9

These data/results cannot be reproduced, stored and/or transmitted in whole or in part by any manner of electronic, mechanical, photocopying, recording, broadcasting or otherwise now known or herein after developed without the previous express consent by the copyright owner, except for reproduction in daily press and regular printed publications on sale to the public within 60 days of the event related to those data/results and always provided that copyright symbol appears together as follows below.

© DORNA, 2022



SIAM INTERNATIONAL CIRCUIT THAILAND GRAND PRIX

Free Practice Nr. 1

Chronological Analysis of Performances

5

* Lap / Sector time cancelled T1 Time from finish line to 1st intermediate T3 Time from 2nd intermed. to 3rd intermed.
P Crossing the finish line in pit lane T2 Time from 1st intermed. to 2nd intermed. T4 Time from 3rd intermediate to finish line

Lap	Lap Time	T1	T2	T3	T4	Speed	Lap	Lap Time	T1	T2	T3	T4	Speed
1st 37 Augusto FERNAND Red Bull KTM Ajo SPA							4th 79 Ai OGURA IDEMITSU Honda Tea JPN						
Runs=1 Total laps=18 Full laps=14							Runs=1 Total laps=18 Full laps=13						
1	2'44.335	20.571	36.658	30.861	29.827	185.5	1	3'07.254	20.061	35.077	29.869	30.042	236.8
2	1'51.421	22.539	32.647	28.022	28.213	244.8	2	1'54.023 *	23.71 *	32.815	28.408	29.089	257.1
3	1'51.033	22.492	32.507	27.717	28.317	248.2	3	1'52.313	22.965	32.434	28.330	28.584	261.5
4	1'51.998	22.445	32.135	27.834	29.584	255.9	4	1'51.412	22.863	32.785	27.621	28.143	257.7
5	1'51.687	22.491	32.347	27.638	29.211	261.5	5	1'50.875	22.694	32.189	27.694	28.298	258.9
6	1'50.723	22.614	32.549	27.789	27.771	244.3	6	1'49.889	22.531	32.004	27.575	27.779	261.5
7	1'48.538	22.335	31.712	27.054	27.437	262.7	7	1'49.303	22.368	31.327	27.818	27.790	262.1
8	1'51.264	22.241	34.196	27.315	27.512	266.0	8	1'45.819 P	22.230	31.358	28.188	24.043	260.8
9	1'43.043 P	22.197	31.567	27.062	22.217	264.7	9	10'28.134	20.314	30.811	25.849	26.076	258.3
10	10'39.462	19.438	31.905	25.773	25.603	246.0	10	1'40.580	21.144	29.295	24.906	25.235	277.6
11	1'40.054	21.123	29.404	24.442	25.085	273.4	11	1'39.236	20.973	28.800	24.564	24.899	279.7
12	1'38.719	20.984	28.962	24.097	24.676	276.2	12	1'38.760	20.854	28.830	24.373	24.703	278.3
13	1'37.747 *	20.843	28.667*	23.780	24.457	268.6	13	1'38.304 *	20.779	28.674*	24.152	24.699	278.3
14	1'37.242	20.768	28.297	23.779	24.398	273.4	14	1'38.407	20.665	28.487	24.625	24.630	278.3
15	1'37.247	20.718	28.589	23.685	24.255	272.0	15	1'37.790	20.647	28.576	24.045	24.522	280.5
16	1'36.806	20.695	28.261	23.599	24.251	276.2	16	1'37.299	20.685	28.292	23.913	24.409	279.7
17	1'36.895	20.696	28.327	23.561	24.311	275.5	17	1'37.497	20.593	28.397	24.111	24.396	281.2
18	1'36.893	20.667	28.216	23.604	24.406	272.0	18	1'37.083	20.588	28.142	23.873	24.480	280.5
2nd 35 Somkiat CHANTRA IDEMITSU Honda Tea THA							5th 12 Filip SALAC Gresini Racing Moto2 CZE						
Runs=1 Total laps=20 Full laps=15							Runs=1 Total laps=16 Full laps=12						
1	3'38.965	18.780	32.308	27.870	28.019	266.6	1	3'24.081	20.682	35.212	29.796	29.402	199.6
2	1'48.924 *	22.301	31.720*	27.537	27.366	262.7	2	1'53.312	22.960	32.755	28.792	28.805	250.0
3	1'48.088	22.073	31.781	26.968	27.266	263.4	3	1'50.643	22.549	32.084	27.991	28.019	263.4
4	1'43.612 P	22.573	31.687	28.259	21.093	262.7	4	1'50.513	22.393	32.029	27.862	28.229	267.9
5	7'29.133	18.171	31.020	25.751	25.813	275.5	5	1'49.528	22.430	31.762	27.497	27.839	267.9
6	1'40.527	21.688	29.030	24.648	25.161	275.5	6	1'49.033	22.188	31.723	27.454	27.668	271.3
7	1'38.788	20.909	28.530	24.396	24.953	276.9	7	1'48.244	22.167	31.510	27.072	27.495	270.0
8	1'38.024	20.727	28.545	24.106	24.646	279.0	8	1'47.522	22.104	31.187	26.864	27.367	266.6
9	1'37.740	20.707	28.346	24.053	24.634	276.9							
10	1'38.005	20.672	28.338	24.322	24.673	278.3							
11	1'41.431	20.693	31.580	24.314	24.844	279.0							
12	1'37.617	20.634	28.291	24.213	24.479	278.3							
13	1'37.266	20.616	28.333	23.846	24.471	281.2							
14	1'40.442	20.655	28.241	26.745	24.801	277.6							
15	1'37.413 *	20.651	28.264*	23.970	24.528	278.3							
16	1'37.319	20.641	28.166	23.864	24.648	278.3							
17	1'37.063	20.581	28.311	23.859	24.312	279.7							
18	1'36.838	20.519	28.222	23.725	24.372	278.3							
19	1'47.913	22.099	33.355	27.181	25.278	232.7							
20	1'36.986	20.618	28.173	23.880	24.315	282.7							
3rd 96 Jake DIXON Inde GASGAS Aspar GBR													
Runs=2 Total laps=14 Full laps=8													

Fastest Lap: Augusto FERNANDEZ Red Bull KTM Ajo SPA **1'36.806** 20.695 28.261 23.599 24.251

These data/results cannot be reproduced, stored and/or transmitted in whole or in part by any manner of electronic, mechanical, photocopying, recording, broadcasting or otherwise now known or herein after developed without the previous express consent by the copyright owner, except for reproduction in daily press and regular printed publications on sale to the public within 60 days of the event related to those data/results and always provided that copyright symbol appears together as follows below.
© DORNA, 2022



Free Practice Nr. 1

Moto2

Lap	Lap Time	T1	T2	T3	T4	Speed	Lap	Lap Time	T1	T2	T3	T4	Speed		
9	1'44.860	P	22.237	31.245	26.871	24.507	270.0	7	1'49.887	22.443	31.911	27.638	27.895	254.7	
10	13'41.201		19.739	30.291	25.048	25.840	263.4	8	1'48.801	22.192	31.633	27.268	27.708	264.0	
11	1'39.535	*	21.286	28.979*	24.299	24.971	274.1	9	1'44.325	P	22.396	31.639	27.470	22.820	263.4
12	1'38.524		20.964	28.785	23.957	24.818	277.6	10	10'42.331		22.420	33.933	26.550	26.543	239.4
13	1'38.624		20.860	28.517	23.970	25.277	279.0	11	1'41.109		21.511	29.397	24.776	25.425	269.3
14	1'37.333		20.710	28.387	23.733	24.503	278.3	12	1'38.627		20.871	28.778	24.196	24.782	268.6
15	1'41.559		20.930	31.845	24.184	24.600	277.6	13	1'37.873	*	20.877	28.568*	23.911	24.517	271.3
16	1'37.233		20.737	28.277	23.734	24.485	279.7	14	1'38.026		20.745	28.362	23.975	24.944	270.6
6th 75 Albert ARENAS Inde GASGAS Aspar SPA							9th 14 Tony ARBOLINO Elf Marc VDS Racing ITA								
Runs=1 Total laps=17 Full laps=12							Runs=1 Total laps=19 Full laps=13								
1	3'08.660		20.033	35.790	30.253	29.616	219.5	1	5'10.998	18.493	34.751	29.489	28.861	242.6	
2	1'53.475		23.358	32.762	29.031	28.324	258.3	2	1'49.937	22.725	31.900	27.350	27.962	257.1	
3	1'51.520		22.881	32.500	27.835	28.304	259.6	3	1'48.763	22.239	31.595	27.327	27.602	263.4	
4	1'50.944		22.699	32.484	27.570	28.191	252.9	4	1'48.231	22.255	31.447	27.146	27.383	264.0	
5	1'51.651		22.661	32.486	27.628	28.876	259.6	5	1'48.163	22.390	31.402	26.806	27.565	264.0	
6	1'49.980		22.492	32.049	27.395	28.044	264.0	6	1'48.572	22.310	31.456	27.281	27.525	263.4	
7	1'44.466	P	22.524	31.857	27.449	22.636	259.6	7	1'47.883	22.254	31.323	26.954	27.352	261.5	
8	11'31.448		20.539	32.114	25.921	26.398	242.1	8	1'46.257	P	22.846	32.232	27.351	23.828	254.7
9	1'40.847		21.435	29.945	24.559	24.908	271.3	9	6'11.681	19.977	35.126	26.665	26.919	242.1	
10	1'38.439		20.890	28.847	23.888	24.814	276.2	10	1'42.201	21.585	29.848	25.182	25.586	276.2	
11	1'37.813		20.742	28.500	23.886	24.685	278.3	11	1'39.826	21.000	29.358	24.504	24.964	270.6	
12	1'38.793	*	20.811	28.917*	24.201	24.864	276.9	12	1'38.451	20.926	28.670	24.079	24.776	272.0	
13	1'37.773		20.628	28.648	23.856	24.641	273.4	13	1'38.016	20.705	28.490	23.938	24.883	279.0	
14	1'37.346		20.632	28.360	23.824	24.530	272.7	14	1'38.265	*	20.839	28.755*	23.989	24.682	276.9
15	1'37.234		20.614	28.302	23.802	24.516	275.5	15	1'40.068	20.723	28.439	24.801	26.105	272.7	
16	1'37.421		20.619	28.442	23.747	24.613	276.2	16	1'37.453	20.706	28.384	23.861	24.502	275.5	
17	1'38.986	*	20.531	28.464*	25.097	24.894	273.4	17	1'37.862	*	20.621	28.610*	24.028	24.603	274.1
7th 23 Marcel SCHROTTE Liqui Moly Intact GP GER							10th 13 Celestino VIETTI Mooney VR46 Racing ITA								
Runs=1 Total laps=16 Full laps=9							Runs=1 Total laps=16 Full laps=9								
1	3'45.600		20.551	36.727	29.133	29.382	236.8	1	2'48.060	20.092	35.284	30.445	30.001	213.8	
2	1'50.181		22.563	32.215	27.324	28.079	263.4	2	1'53.659	23.164	33.261	28.691	28.543	243.7	
3	1'46.525	P	22.286			21.272	268.6	3	1'51.135	22.410	32.599	28.059	28.067	256.5	
4	13'09.434		21.036	31.910	26.467	26.634	257.7	4	1'51.086	22.582	32.493	27.696	28.315	258.9	
5	1'41.623		21.301	29.505	24.842	25.975	275.5	5	1'51.257	22.476	32.073	27.967	28.741	261.5	
6	1'40.508		21.467	29.400	24.509	25.132	273.4	6	1'50.749	P	25.16*	32.712	28.613	24.257	244.3
7	1'38.884		20.921	28.884	24.203	24.876	276.2	7	13'43.909	20.145	30.609	25.475	26.074	255.3	
8	1'39.187	*	20.880	28.907*	24.075	25.325	275.5	8	1'41.022	*	21.337	29.206*	24.828	25.651	275.5
9	1'38.247		20.885	28.599	24.075	24.688	276.2	9	1'38.520	20.868	28.701	24.221	24.730	272.7	
10	1'39.943	*	21.07*	28.612	25.374	24.884	274.8	10	1'38.045	20.715	28.662	24.166	24.502	274.8	
11	1'38.273	*	20.792	28.740*	24.129	24.612	276.2	11	1'38.148	*	20.820	28.733*	23.968	24.627	275.5
12	1'43.203	*	20.810	32.729*	24.407	25.257	276.2	12	1'38.051	*	20.849	28.489*	24.085	24.628	274.1
13	1'37.744		20.812	28.434	23.981	24.517	277.6	13	1'37.971	20.849	28.492	24.018	24.612	274.8	
14	1'37.643		20.755	28.633	23.864	24.391	279.7	14	1'37.432	*	20.732	28.156	24.004*	24.540	278.3
15	1'37.756		20.745	28.567	23.874	24.570	280.5	15	1'37.553	20.716	28.429	23.966	24.442	277.6	
16	1'37.274		20.655	28.381	23.893	24.345	283.4	16	1'37.437	20.733	28.341	23.807	24.556	273.4	
8th 51 Pedro ACOSTA Red Bull KTM Ajo SPA															
Runs=1 Total laps=18 Full laps=13															
1	2'40.945		20.123	36.400	30.910	30.178	212.1								
2	1'53.706		23.070	33.351	28.865	28.420	222.6								
3	1'51.092		22.532	32.332	27.959	28.269	235.2								
4	1'51.590		22.505	32.404	28.259	28.422	239.4								
5	1'52.606		22.454	32.581	28.229	29.342	234.2								
6	1'50.344		22.369	32.155	27.737	28.083	244.8								

Fastest Lap: Augusto FERNANDEZ Red Bull KTM Ajo SPA 1'36.806 20.695 28.261 23.599 24.251

These data/results cannot be reproduced, stored and/or transmitted in whole or in part by any manner of electronic, mechanical, photocopying, recording, broadcasting or otherwise now known or herein after developed without the previous express consent by the copyright owner, except for reproduction in daily press and regular printed publications on sale to the public within 60 days of the event related to those data/results and always provided that copyright symbol appears together as follows below.
© DORNA, 2022



Free Practice Nr. 1

Moto2

Lap	Lap Time	T1	T2	T3	T4	Speed	Lap	Lap Time	T1	T2	T3	T4	Speed	
11th	9	Jorge NAVARRO Flexbox HP40 SPA					17	1'37.845	20.683	28.477	23.910	24.775	277.6	
		Runs=2 Total laps=15 Full laps=10					18	1'37.658	20.731	28.562	23.881	24.484	273.4	
1	2'40.528	20.002	36.649	31.584	30.044	215.1								
2	1'54.011	23.356	33.315	28.864	28.476	223.6								
3	1'52.304	22.723	32.641	28.431	28.509	228.3								
4	1'52.640	22.857	31.977	28.690	29.116	253.5								
5	1'50.076 P	24.24*	33.029	28.737	24.061	241.0								
6	11'50.362	20.774	32.339	27.404	26.992	250.0								
7	1'42.999	21.758	29.864	25.357	26.020	270.6								
8	1'40.349	21.076	29.046	24.763	25.464	271.3								
9	1'40.062	20.955	28.822	24.928	25.357	272.0								
10	1'35.313 P	21.177	28.725	24.740	20.671	270.6								
11	6'20.863	18.396	32.055	24.910	25.273	272.0								
12	1'38.742	21.003	28.766	24.252	24.721	271.3								
13	1'37.740	20.766	28.448	23.989	24.537	273.4								
14	1'37.496	20.693	28.434	23.991	24.378	275.5								
15	1'37.938	20.794	28.494	24.054	24.596	273.4								
12th	52	Jeremy ALCOBA Liqui Moly Intact GP SPA												
		Runs=1 Total laps=17 Full laps=12												
1	2'56.818	19.530	37.134	32.211	31.046	210.9								
2	1'56.781	23.685	34.753	29.392	28.951	227.8								
3	1'56.857 *	23.67*	33.651	30.317*	29.216	244.8								
4	1'53.599	22.869	33.221	28.826	28.683	251.1								
5	1'52.659	22.795	32.742	28.664	28.458	264.0								
6	1'45.428 P	22.753	32.951	28.220	21.504	257.7								
7	11'38.176	19.493	34.676	26.650	26.942	246.5								
8	1'42.584	21.827	30.109	25.066	25.582	273.4								
9	1'40.570	21.094	29.707	24.728	25.041	279.7								
10	1'39.153	20.983	28.982	24.139	25.049	279.7								
11	1'38.470	20.882	28.853	24.004	24.731	279.0								
12	1'38.343 *	20.862	28.730*	24.141	24.610	278.3								
13	1'38.185	20.664	28.510	24.006	25.005	280.5								
14	1'37.743	20.723	28.475	23.882	24.663	281.9								
15	1'37.903	20.697	28.604	23.985	24.617	280.5								
16	1'37.769	20.755	28.561	23.888	24.565	279.7								
17	1'37.498	20.601	28.465	23.926	24.506	281.2								
13th	18	Manuel GONZALEZ Yamaha VR46 Master SPA												
		Runs=1 Total laps=18 Full laps=13												
1	2'32.731	20.267	36.167	30.796	30.113	192.8								
2	1'54.527	23.119	33.492	29.024	28.892	252.9								
3	1'56.252	22.862	33.218	29.698	30.474	250.5								
4	1'52.805	22.761	32.872	28.647	28.525	257.1								
5	1'53.852	22.615	32.959	28.530	29.748	254.1								
6	1'52.103	22.601	32.730	28.429	28.343	250.5								
7	1'52.310	22.586	32.732	28.329	28.663	252.9								
8	1'52.677	22.803	32.453	28.224	29.197	257.1								
9	1'45.113 P	22.754	32.636	28.018	21.705	258.3								
10	10'33.183	19.695	33.159	27.414	26.598	244.3								
11	1'42.364	21.632	30.215	25.255	25.262	258.9								
12	1'39.906	20.961	29.852	24.361	24.732	272.0								
13	1'38.226 *	20.817	28.876*	24.049	24.484	274.1								
14	1'37.964	20.675	28.622	24.013	24.654	275.5								
15	1'39.856 *	20.792	29.577*	24.778	24.709	276.9								
16	1'44.981	20.830	28.946	30.096	25.109	274.8								
14th	16	Joe ROBERTS Italtrans Racing Team USA												
		Runs=1 Total laps=17 Full laps=13												
1	3'24.457	20.253	38.941	32.863	31.300	187.5								
2	1'50.859 P	24.429	34.634	29.532	22.264	216.8								
3	12'04.354	21.020	36.176	28.204	28.647	217.7								
4	1'47.069	22.370	31.314	26.381	27.004	253.5								
5	1'43.175	21.801	30.392	25.111	25.871	266.6								
6	1'41.193	21.434	29.563	24.777	25.419	269.3								
7	1'40.323	21.213	29.442	24.304	25.364	271.3								
8	1'39.229	21.130	28.973	24.160	24.966	270.0								
9	1'40.017	20.986	28.880	24.562	25.589	272.7								
10	1'38.378	21.008	28.598	24.034	24.738	271.3								
11	1'38.015	20.983	28.533	23.803	24.696	270.6								
12	1'40.107 *	21.039	28.639*	25.028	25.401	270.6								
13	1'37.957	20.927	28.601	23.812	24.617	271.3								
14	1'37.711	20.897	28.517	23.685	24.612	272.0								
15	1'40.857	21.161	30.477	24.459	24.760	270.0								
16	1'39.414	20.954	28.631	24.643	25.186	272.0								
17	1'38.087	20.967	28.381	23.788	24.951	273.4								
15th	7	Barry BALTUS RW Racing GP BEL												
		Runs=1 Total laps=18 Full laps=12												
1	2'38.446	19.426	35.515	30.873	29.756	215.5								
2	1'53.220	22.833	33.339	28.462	28.586	230.7								
3	1'53.125	22.715	32.881	28.569	28.960	244.8								
4	1'52.403	22.594	32.930	28.293	28.586	233.2								
5	1'53.172	22.605	32.941	28.202	29.424	228.3								
6	1'46.724 P	22.732	33.117	29.039	21.836	231.7								
7	10'05.268	19.232	32.217	26.795	27.099	230.2								
8	1'43.105	21.600	30.192	25.259	26.054	271.3								
9	1'40.592	21.048	29.458	24.692	25.394	274.8								
10	1'40.035	21.035	29.122	24.586	25.292	274.8								
11	1'39.548	20.942	29.073	24.311	25.222	274.8								
12	1'40.889	22.199	28.954	24.579	25.157	270.6								
13	1'39.401 *	20.970	29.091*	24.347	24.993	273.4								
14	1'39.252 *	21.341	28.822*	24.170	24.919	272.7								
15	1'38.698	20.905	28.727	24.226	24.840	275.5								
16	1'42.014 *	20.877	29.357	25.687	26.093*	274.1								
17	1'38.241	20.762	28.727	24.095	24.657	276.2								
18	1'37.730	20.710	28.486	23.978	24.556	274.1								
16th	64	Bo BENDSNEYDER Pertamina Mandalika NED												
		Runs=1 Total laps=11 Full laps=5												
1	2'59.343	19.869	33.916	29.613	29.222	233.2								
2	1'52.986	22.977	32.872	28.773	28.364	259.6								
3	1'51.115	22.668	32.524	28.154	27.769	264.0								
4	1'45.279 P	22.441	32.533	28.315	21.990	267.9								
5	22'02.016	20.450	30.802	25.862	25.439	260.8								
6	1'39.590 *	21.214	29.482*	24.238	24.656	274.1								
7	1'38.658 *	21.027	28.871*	24.188	24.572	274.8								
8	1'38.171	20.896	28.717	23.972	24.586	274.8								
9	1'38.383 *	21.016	28.806	23.977	24.584*	274.8								
10	1'38.046	20.907	28.743	23.853	24.543	273.4								

Fastest Lap: Augusto FERNANDEZ Red Bull KTM Ajo SPA **1'36.806** 20.695 28.261 23.599 24.251

These data/results cannot be reproduced, stored and/or transmitted in whole or in part by any manner of electronic, mechanical, photocopying, recording, broadcasting or otherwise now known or herein after developed without the previous express consent by the copyright owner, except for reproduction in daily press and regular printed publications on sale to the public within 60 days of the event related to those data/results and always provided that copyright symbol appears together as follows below.
© DORNA, 2022



Free Practice Nr. 1

Moto2

Lap	Lap Time	T1	T2	T3	T4	Speed	Lap	Lap Time	T1	T2	T3	T4	Speed
11	1'37.886	20.852	28.546	23.943	24.545	274.1	11	1'42.146	21.292	29.972	25.433	25.449	273.4
17th 19 Lorenzo DALLA PO Italtrans Racing Team ITA							12	1'39.802 *	20.941	29.170*	24.563	25.128	275.5
Runs=1 Total laps=17 Full laps=13							13	1'38.977	20.787	29.014	24.271	24.905	276.9
1	2'47.947	20.793	36.947	31.127	30.451	166.9	14	1'38.802	20.735	29.059	24.234	24.774	273.4
2	1'54.404	23.529	33.524	28.686	28.665	224.5	15	1'38.535	20.731	28.912	24.126	24.766	275.5
3	1'51.060	22.480	32.614	27.821	28.145	259.6	16	1'40.865	21.877	29.756	24.410	24.822	272.0
4	1'50.751	22.286	32.485	27.726	28.254	248.2	17	1'38.120	20.622	28.627	24.141	24.730	272.7
5	1'58.029 P	22.484	37.661	31.040*	26.844	254.1	20th 84 Zonta VD GOORBE RW Racing GP NED						
6	12'35.683	21.774	34.678	28.785	28.058	225.0	Runs=1 Total laps=18 Full laps=14						
7	1'46.572	22.101	31.659	26.545	26.267	267.3	1	2'41.559	19.819	35.229	30.008	29.560	187.8
8	1'43.398	21.437	30.433	25.534	25.994	276.2	2	1'53.480	23.247	33.019	28.728	28.486	221.7
9	1'42.056	21.148	30.110	25.126	25.672	277.6	3	1'51.299	22.584	32.675	27.843	28.197	226.8
10	1'40.182	21.071	29.325	24.639	25.147	281.2	4	1'51.254	22.417	32.143	28.200	28.494	234.2
11	1'40.332	20.907	29.400	24.757	25.268	280.5	5	1'51.828	22.350	32.225	28.406	28.847	228.3
12	1'40.231 *	20.861	29.557*	24.570	25.243	279.7	6	1'50.373	22.267	32.282	27.474	28.350	245.4
13	1'39.336	20.811	29.198	24.319	25.008	278.3	7	1'49.091	22.157	32.042	27.137	27.755	252.3
14	1'39.098	20.929	29.148	24.289	24.732	279.7	8	1'47.606 P	22.474	33.366	27.752	24.014	248.2
15	1'38.472	20.740	28.953	23.983	24.796	281.2	9	9'23.970	20.068	32.292	26.642	26.513	240.0
16	1'38.580	20.744	29.104	24.102	24.630	281.9	10	1'42.988	21.752	30.293	25.326	25.617	271.3
17	1'37.928	20.666	28.590	23.971	24.701	281.9	11	1'42.187	22.064	29.587	24.953	25.583	273.4
18th 54 Fermín ALDEGUER Beta Tools Speed Up SPA							12	1'40.801	21.225	29.356	24.792	25.428	275.5
Runs=1 Total laps=19 Full laps=13							13	1'39.992	21.064	29.065	24.707	25.156	276.2
1	2'40.638	19.345	36.293	30.004	29.133	189.1	14	1'40.298 *	20.999	29.121*	24.898	25.280	276.2
2	1'51.692	22.985	32.902	28.012	27.793	222.2	15	1'39.614	20.944	29.111	24.582	24.977	276.9
3	1'52.165	22.432	33.008	28.299	28.426	236.8	16	1'39.064	20.885	28.968	24.404	24.807	273.4
4	1'50.368	22.389	32.273	27.928	27.778	242.1	17	1'43.588	20.982	20.982	25.782	277.6	
5	1'54.712 *	26.14*	32.540	27.464	28.566	226.8	18	1'38.163	20.779	28.680	24.155	24.549	278.3
6	1'49.226	22.275	31.916	27.350	27.685	244.8	21st 21 Alonso LOPEZ Beta Tools Speed Up SPA						
7	1'48.239	22.272	31.579	27.008	27.380	244.8	Runs=2 Total laps=10 Full laps=2						
8	1'47.838	22.168	31.345	27.043	27.282	246.0	1	2'11.089	19.375	37.888	32.046	30.856	209.3
9	1'47.311	21.916	31.316	26.955	27.124	261.5	2	2'09.360 P	23.562	33.898	45.876	26.024	245.4
10	1'47.919 P	24.18*	32.483	28.405	22.848	257.7	3	8'20.446 P	20.744	35.102	29.417	22.381	195.2
11	8'02.313	20.396	33.837	26.965	26.371	221.3	4	18'51.023	18.996	31.195	25.283	26.937	266.6
12	1'40.742	21.275	29.470	24.761	25.236	267.3	5	1'39.745 *	21.236	29.336*	24.327	24.846	274.1
13	1'39.194	20.977	29.232	24.212	24.773	267.3	6	1'38.950	20.971	28.915	23.995	25.069	276.9
14	1'38.873 *	20.831	29.298*	24.030	24.714	266.0	7	1'37.867 *	20.928	28.573*	23.790	24.576	277.6
15	1'39.030 *	21.039	28.899*	24.109	24.983	267.3	8	1'38.034 *	20.93*	28.773	23.811	24.514	274.1
16	1'38.294	20.901	28.792	24.016	24.585	267.9	9	1'39.045 *	20.87*	29.589*	24.021	24.560	274.8
17	1'38.020	20.887	28.744	23.884	24.505	266.6	10	1'38.204	20.847	28.641	24.041	24.675	275.5
18	1'37.943	20.906	28.616	23.880	24.541	267.9	22nd 81 Keminth KUBO Yamaha VR46 Master THA						
19	1'38.101	20.845	28.750	23.896	24.610	266.6	Runs=2 Total laps=17 Full laps=10						
19th 29 Taiga HADA Pertamina Mandalika JPN							1	2'11.849	20.888	34.314	30.835	30.562	252.9
Runs=2 Total laps=17 Full laps=11							2	1'50.662 P	23.310	33.699	29.817	23.836	255.9
1	2'37.723	19.033	35.289	29.954	29.234	242.6	3	12'25.957	23.244	33.118	27.758	28.311	249.4
2	1'52.969	22.769	32.791	28.871	28.538	265.3	4	1'44.669	22.340	30.279	25.785	26.265	270.0
3	1'51.905	22.457	32.527	28.438	28.483	269.3	5	1'43.806	21.542	29.872	26.530	25.862	273.4
4	1'52.165	22.423	32.678	28.401	28.663	270.0	6	1'41.077	21.221	29.500	24.949	25.407	274.1
5	1'48.660 P	22.354	33.249	29.299	23.758	269.3	7	1'39.832	21.102	29.163	24.335	25.232	274.8
6	4'51.203	18.472	33.148	28.693	28.525	266.6	8	1'40.773 *	20.961	29.288	25.224*	25.300	274.8
7	1'51.066	22.276	32.043	28.371	28.376	270.0	9	1'39.072	20.942	29.003	24.271	24.856	274.8
8	1'51.171	22.395	32.138	28.186	28.452	269.3	10	1'39.069	20.927	28.996	24.300	24.846	275.5
9	1'50.553 P	22.506	32.998	28.978	26.071	269.3	11	1'38.578	20.793	28.926	24.192	24.667	276.2
10	8'39.110	20.023	33.221	28.318	26.946	262.1	12	1'40.824 *	22.20*	29.343	24.322	24.954	263.4

Fastest Lap: Augusto FERNANDEZ Red Bull KTM Ajo SPA 1'36.806 20.695 28.261 23.599 24.251

These data/results cannot be reproduced, stored and/or transmitted in whole or in part by any manner of electronic, mechanical, photocopying, recording, broadcasting or otherwise now known or herein after developed without the previous express consent by the copyright owner, except for reproduction in daily press and regular printed publications on sale to the public within 60 days of the event related to those data/results and always provided that copyright symbol appears together as follows below.
© DORNA, 2022

Free Practice Nr. 1

Moto2

Lap	Lap Time	T1	T2	T3	T4	Speed	Lap	Lap Time	T1	T2	T3	T4	Speed
13	1'39.270 *	20.848	28.968*	24.346	25.108	267.3	15	1'38.745	20.900	28.811	24.128	24.906	275.5
14	1'38.616	20.777	28.882	24.058	24.899	280.5	16	1'38.653	20.972	28.742	24.137	24.802	277.6
15	1'45.056	20.835	33.021			274.8	17	1'38.407	20.948	28.634	24.110	24.715	275.5
16	1'38.211	20.863	28.718	24.066	24.564	273.4							
17	1'47.148 P	24.290	30.731*	32.708	19.419	248.8							

23rd 28 Niccolò ANTONELLI Mooney VR46 Racing ITA

Runs=1	Total laps=17	Full laps=13
1	3'01.079	20.530 37.017 31.441 30.924 191.8
2	1'57.905	23.777 34.526 29.585 30.017 232.7
3	1'56.073	23.382 33.611 29.019 30.061 244.3
4	1'54.220	22.906 33.267 28.726 29.321 254.7
5	1'52.921	22.912 32.746 28.489 28.774 243.2
6	1'53.209	22.605 32.838 28.702 29.064 256.5
7	1'53.184	22.812 33.392 28.229 28.751 261.5
8	1'45.878 P	22.827 32.594 28.130 22.327 258.9
9	11'17.296	22.520 32.341 26.712 26.869 246.0
10	1'42.641	21.458 30.019 25.154 26.010 274.8
11	1'40.667	21.112 29.392 24.749 25.414 272.0
12	1'42.069 *	20.896 29.177* 24.507 27.489 276.9
13	1'39.803	20.929 28.983 24.380 25.511 276.9
14	1'39.161	20.864 28.878 24.368 25.051 277.6
15	1'38.329	20.748 28.628 24.137 24.816 277.6
16	1'38.577	20.816 28.749 24.039 24.973 276.2
17	1'38.591	20.742 28.663 24.357 24.829 277.6

24th 40 Aron CANET Flexbox HP40 SPA

Runs=3	Total laps=11	Full laps=5
1	3'30.731	18.894 34.994 28.720 28.266 216.8
2	1'42.359 P	22.567 31.985 27.170 20.637 242.1
3	10'02.618 *	19.358 32.751* 26.995 27.006 233.2
4	1'41.773	21.583 29.568 25.047 25.575 273.4
5	1'40.191	21.345 29.007 24.278 25.561 270.0
6	1'38.925	21.234 28.639 24.040 25.012 270.6
7	1'38.333	20.979 28.651 24.161 24.542 270.6
8	1'39.432	20.883 28.630 23.852 26.067 274.8
9	1'39.342 P	23.159 29.468 24.860 21.855 268.6
10	5'00.615	18.174 29.475 24.036 24.682 270.0
unfinished	20.883	270.6

25th 22 Sam LOWES Elf Marc VDS Racing GBR

Runs=1	Total laps=17	Full laps=12
1	3'14.194	21.046 38.552 30.775 29.939 204.1
2	1'57.096	23.290 35.692 29.401 28.713 264.7
3	1'52.013	22.665 33.189 27.995 28.164 241.6
4	1'50.956	22.378 32.503 27.781 28.294 266.6
5	1'49.816	22.468 32.028 27.383 27.937 270.6
6	1'48.556 P	22.848 32.614 28.192 24.902 263.4
7	12'19.143	23.066 32.430 26.428 26.616 246.5
8	1'42.449	21.496 29.926 25.197 25.830 272.0
9	1'41.047	21.257 29.322 25.037 25.431 273.4
10	1'40.512 *	21.119 29.205* 24.709 25.479 274.1
11	1'39.847	21.141 29.067 24.547 25.092 274.8
12	1'39.537 *	21.007 29.079* 24.365 25.086 272.7
13	1'39.762	20.960 29.344 24.378 25.080 274.8
14	1'38.888	21.008 28.912 24.217 24.751 276.9

26th 61 Alessandro ZACCO Gresini Racing Moto2 ITA

Runs=1	Total laps=19	Full laps=12
1	2'24.295	21.532 37.488 31.237 30.602 180.3
2	1'57.560	23.980 34.494 29.471 29.615 201.1
3	1'55.493	23.348 33.760 29.158 29.227 211.3
4	1'55.225 *	23.326 33.404 28.511 29.984* 215.1
5	1'53.634	23.473 33.099 28.260 28.802 217.3
6	1'53.877	22.989 33.129 28.862 28.897 228.8
7	1'52.100	22.865 32.792 28.152 28.291 223.1
8	1'51.415	22.769 32.560 27.957 28.129 236.8
9	1'51.003	22.833 32.158 27.837 28.175 244.8
10	1'50.437 P	23.232 33.438 29.163 24.604 248.8
11	8'33.701	20.223 34.251 28.562 28.319 225.4
12	1'43.687	22.198 30.203 25.298 25.988 264.7
13	1'40.649	21.454 29.492 24.767 24.936 272.0
14	1'39.186 *	21.042 29.039* 24.352 24.753 274.1
15	1'39.287 *	21.009 28.815 24.127* 25.336 272.0
16	1'38.881	20.990 29.010 24.128 24.753 274.8
17	1'38.425	20.986 28.907 23.871 24.661 273.4
18	1'38.487	20.943 28.785 24.110 24.649 274.8
19	1'38.771 *	21.02* 28.741 24.186* 24.819 273.4

27th 42 Marcos RAMIREZ MV Agusta Forward R SPA

Runs=1	Total laps=17	Full laps=13
1	2'34.834	23.190 37.780 32.039 30.931 175.0
2	1'56.496	23.483 34.449 29.562 29.002 215.5
3	1'53.853	23.018 33.212 28.421 29.202 239.4
4	1'48.776 P	22.650 32.541 28.410 25.175 234.2
5	12'14.019	22.158 33.684 28.272 27.212 198.5
6	1'45.296	22.014 30.455 26.121 26.706 272.7
7	1'42.187	21.561 29.882 25.166 25.578 270.0
8	1'42.626	21.119 29.069 24.667 27.771 275.5
9	1'40.636	21.752 29.156 24.608 25.120 273.4
10	1'39.683	21.057 28.904 24.775 24.947 275.5
11	1'41.393	21.137 28.812 24.402 27.042 274.1
12	1'38.838 *	20.996 28.965* 24.173 24.704 276.9
13	1'38.860	21.001 28.690 24.209 24.960 272.7
14	1'38.634	20.933 28.788 24.245 24.668 269.3
15	1'38.479	20.896 28.728 24.231 24.624 270.0
16	1'49.058	23.023 31.025 24.975 30.035 255.9
17	1'38.485	20.863 28.635 24.196 24.791 277.6

28th 6 Cameron BEAUBIE American Racing USA

Runs=1	Total laps=18	Full laps=13
1	2'54.844	20.037 36.610 30.086 29.751 184.3
2	1'54.597	23.221 33.312 29.484 28.580 216.4
3	1'51.439	22.667 32.770 27.701 28.301 255.3
4	1'51.190	22.607 31.861 28.086 28.636 267.9
5	1'46.503 P	22.813 32.354 28.041 23.295 264.0
6	9'41.122	21.052 33.153 28.527 27.274 238.9
7	1'44.832	22.002 30.403 25.937 26.490 269.3
8	1'42.368	21.699 29.740 25.184 25.745 271.3

Fastest Lap: Augusto FERNANDEZ Red Bull KTM Ajo SPA **1'36.806** 20.695 28.261 23.599 24.251

These data/results cannot be reproduced, stored and/or transmitted in whole or in part by any manner of electronic, mechanical, photocopying, recording, broadcasting or otherwise now known or herein after developed without the previous express consent by the copyright owner, except for reproduction in daily press and regular printed publications on sale to the public within 60 days of the event related to those data/results and always provided that copyright symbol appears together as follows below.
© DORNA, 2022



Free Practice Nr. 1

Moto2

Lap	Lap Time	T1	T2	T3	T4	Speed	Lap	Lap Time	T1	T2	T3	T4	Speed
9	1'40.958	21.423	29.173	25.046	25.316	271.3							
10	1'40.447	21.428	29.004	24.825	25.190	272.7							
11	1'40.059	21.190	28.977	24.777	25.115	273.4							
12	1'40.196	21.133	29.416	24.709	24.938	272.7							
13	1'39.181	21.174	28.944	24.233	24.830	273.4							
14	1'40.535 *	21.556	29.350*	24.457	25.172	270.6							
15	1'38.792	21.144	28.594	24.202	24.852	273.4							
16	1'38.978	21.050	28.854	24.280	24.794	276.2							
17	1'43.956 *	21.040	30.037*	24.905	27.974	275.5							
18	1'39.085	21.015	28.621	24.473	24.976	275.5							

29th 4 Sean Dylan KELLY American Racing USA
Runs=1 Total laps=19 Full laps=15

1	2'20.755	18.816	35.404	30.018	29.355	204.1							
2	1'53.140	22.554	33.025	28.611	28.950	243.7							
3	1'48.640 P	22.561	34.285	29.889	21.905	255.3							
4	9'24.193	19.548	34.474	29.345	28.426	219.9							
5	1'47.598	22.105	31.776	26.841	26.876	251.1							
6	1'44.456	21.600	30.666	25.917	26.273	270.0							
7	1'43.429	21.457	30.426	25.768	25.778	272.7							
8	1'42.043	21.243	29.900	25.230	25.670	273.4							
9	1'41.254	21.111	29.614	25.067	25.462	274.1							
10	1'40.852	21.102	29.380	24.911	25.459	274.1							
11	1'47.384	21.868	33.592	25.264	26.660	260.8							
12	1'40.483	21.225	29.221	24.663	25.374	275.5							
13	1'40.046	21.000	29.228	24.647	25.171	274.8							
14	1'40.388 *	21.010	29.291*	24.746	25.341	274.1							
15	1'39.691	20.938	29.044	24.573	25.136	274.8							
16	1'38.823	20.794	28.825	24.309	24.895	274.8							
17	1'45.219	20.941	29.573	28.888	25.817	274.1							
18	1'38.983	20.949	28.737	24.265	25.032	276.9							
19	1'38.803	20.883	28.737	24.227	24.956	275.5							

30th 24 Simone CORSI MV Agusta Forward R ITA
Runs=2 Total laps=15 Full laps=9

1	2'39.637	21.398	38.742	31.716	30.476	181.8							
2	1'57.184 *	24.95*	34.156	29.092	28.986	210.5							
3	1'55.262	23.462	33.848	29.039	28.913	224.5							
4	1'53.885	23.294	33.309	28.477	28.805	242.6							
5	1'52.936	22.892	32.940	28.284	28.820	254.1							
6	1'53.328	23.057	32.866	28.745	28.660	257.1							
7	1'50.838 P	23.065	32.986	28.256	26.531	257.7							
8	10'33.115	19.377	35.242	28.260	28.434	220.4							
9	1'47.352	22.568	31.394	26.423	26.967	257.7							
10	1'43.304	21.754	30.174	25.441	25.935	270.6							
11	1'41.622	21.312	29.689	25.055	25.566	275.5							
12	1'40.890	21.248	29.600	24.811	25.231	274.1							
13	1'41.794 *	21.223	29.436*	25.185	25.950	272.7							
14	1'40.694	21.077	29.305	25.130	25.182	274.8							
unfinished		23.030	30.350	24.714		267.3							

Fastest Lap: Augusto FERNANDEZ Red Bull KTM Ajo SPA **1'36.806** 20.695 28.261 23.599 24.251

These data/results cannot be reproduced, stored and/or transmitted in whole or in part by any manner of electronic, mechanical, photocopying, recording, broadcasting or otherwise now known or herein after developed without the previous express consent by the copyright owner, except for reproduction in daily press and regular printed publications on sale to the public within 60 days of the event related to those data/results and always provided that copyright symbol appears together as follows below.
© DORNA, 2022

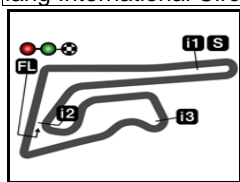
Official MotoGP Timing by TISSOT
www.motogp.com

Buriram, Friday, September 30, 2022

Page 6 of 6

moto2





4554 m.

OR THAILAND GRAND PRIX

Free Practice Nr. 1

Best Partial Times

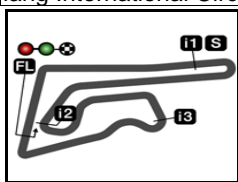
Moto2™

IT Ideal Lap Time, sum of the best partial times

BT Best Lap Time

T1		T2		T3		T4				IT		BT	
Pos	Rider	Time	Rider	Time	Rider	Time	Rider	Time	Pos	Rider	IT	BT	
1	S.CHANTRA	20.519	A.OGURA	28.142	A.FERNANDEZ	23.561	A.FERNANDEZ	24.251	1	A.FERNANDEZ	1'36.695	1'36.806	(1)
2	A.ARENAS	20.531	C.VIETTI	28.156	J.DIXON	23.664	J.DIXON	24.267	2	S.CHANTRA	1'36.722	1'36.838	(2)
3	J.DIXON	20.581	S.CHANTRA	28.166	J.ROBERTS	23.685	S.CHANTRA	24.312	3	J.DIXON	1'36.742	1'36.875	(3)
4	T.ARBOLINO	20.587	A.FERNANDEZ	28.216	S.CHANTRA	23.725	M.SCHROTTER	24.345	4	A.OGURA	1'36.999	1'37.083	(4)
5	A.OGURA	20.588	J.DIXON	28.230	F.SALAC	23.733	J.NAVARRO	24.378	5	A.ARENAS	1'37.096	1'37.234	(6)
6	J.ALCOBA	20.601	F.SALAC	28.277	A.ARENAS	23.747	A.OGURA	24.396	6	C.VIETTI	1'37.120	1'37.437	(10)
7	P.ACOSTA	20.604	A.ARENAS	28.302	A.LOPEZ	23.790	P.ACOSTA	24.433	7	P.ACOSTA	1'37.188	1'37.280	(8)
8	T.HADA	20.622	P.ACOSTA	28.325	T.ARBOLINO	23.796	C.VIETTI	24.442	8	F.SALAC	1'37.205	1'37.233	(5)
9	M.SCHROTTER	20.655	T.ARBOLINO	28.346	C.VIETTI	23.807	M.GONZALEZ	24.484	9	T.ARBOLINO	1'37.231	1'37.327	(9)
10	L.DALLA PORTA	20.666	J.ROBERTS	28.381	P.ACOSTA	23.826	F.SALAC	24.485	10	M.SCHROTTE	1'37.245	1'37.274	(7)
11	A.FERNANDEZ	20.667	M.SCHROTTER	28.381	A.CANET	23.852	T.ARBOLINO	24.502	11	J.ALCOBA	1'37.454	1'37.498	(12)
12	M.GONZALEZ	20.675	J.NAVARRO	28.434	B.BENDSNEYDE	23.853	F.ALDEGUER	24.505	12	J.NAVARRO	1'37.494	1'37.496	(11)
13	J.NAVARRO	20.693	J.ALCOBA	28.465	M.SCHROTTER	23.864	J.ALCOBA	24.506	13	M.GONZALEZ	1'37.517	1'37.658	(13)
14	B.BALTUS	20.710	M.GONZALEZ	28.477	A.ZACCONE	23.871	A.LOPEZ	24.514	14	J.ROBERTS	1'37.575	1'37.711	(14)
15	F.SALAC	20.710	B.BALTUS	28.486	A.OGURA	23.873	A.ARENAS	24.516	15	B.BALTUS	1'37.730	1'37.730	(15)
16	C.VIETTI	20.715	B.BENDSNEYDE	28.546	F.ALDEGUER	23.880	A.CANET	24.542	16	A.LOPEZ	1'37.792	1'38.204	(21)
17	N.ANTONELLI	20.742	L.DALLA PORTA	28.590	M.GONZALEZ	23.881	B.BENDSNEYDE	24.543	17	B.BENDSNEY	1'37.794	1'37.886	(16)
18	K.KUBO	20.777	C.BEAUBIER	28.594	J.ALCOBA	23.882	Z.VD GOORBER	24.549	18	F.ALDEGUER	1'37.832	1'37.943	(18)
19	Z.VD GOORBER	20.779	F.ALDEGUER	28.616	L.DALLA PORTA	23.971	B.BALTUS	24.556	19	L.DALLA PORT	1'37.857	1'37.928	(17)
20	S.KELLY	20.794	T.HADA	28.627	B.BALTUS	23.978	K.KUBO	24.564	20	A.CANET	1'37.907	1'38.333	(24)
21	F.ALDEGUER	20.831	N.ANTONELLI	28.628	J.NAVARRO	23.989	J.ROBERTS	24.612	21	T.HADA	1'38.105	1'38.120	(19)
22	A.LOPEZ	20.847	A.CANET	28.630	N.ANTONELLI	24.039	M.RAMIREZ	24.624	22	K.KUBO	1'38.117	1'38.211	(22)
23	B.BENDSNEYDE	20.852	S.LOWES	28.634	K.KUBO	24.058	L.DALLA PORTA	24.630	23	Z.VD GOORBE	1'38.163	1'38.163	(20)
24	M.RAMIREZ	20.863	M.RAMIREZ	28.635	S.LOWES	24.110	A.ZACCONE	24.649	24	A.ZACCONE	1'38.204	1'38.425	(26)

These data/results cannot be reproduced, stored and/or transmitted in whole or in part by any manner of electronic, mechanical, photocopying, recording, broadcasting or otherwise now known or herein after developed without the previous express consent by the copyright owner, except for reproduction in daily press and regular printed publications on sale to the public within 60 days of the event related to those data/results and always provided that copyright symbol appears together as follows below.
© DORNA, 2022



4554 m.

SIAM INTERNATIONAL CIRCUIT

Free Practice Nr. 1

Best Partial Times

IT Ideal Lap Time, sum of the best partial times

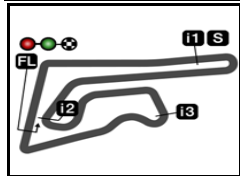
BT Best Lap Time

T1		T2		T3		T4						
<i>Pos</i>	<i>Rider</i>	<i>Time</i>	<i>Rider</i>	<i>Time</i>	<i>Rider</i>	<i>Time</i>	<i>Rider</i>	<i>Time</i>	<i>Pos</i>	<i>Rider</i>	<i>IT</i>	<i>BT</i>
25	A.CANET	20.883	A.LOPEZ	28.641	T.HADA	24.126	S.LOWES	24.715	25	N.ANTONELLI	1'38.225	1'38.329 (23)
26	J.ROBERTS	20.897	Z.VD GOORBER	28.680	Z.VD GOORBER	24.155	T.HADA	24.730	26	M.RAMIREZ	1'38.295	1'38.479 (27)
27	S.LOWES	20.900	K.KUBO	28.718	M.RAMIREZ	24.173	C.BEAUBIER	24.794	27	S.LOWES	1'38.359	1'38.407 (25)
28	A.ZACCONE	20.943	S.KELLY	28.737	C.BEAUBIER	24.202	N.ANTONELLI	24.816	28	C.BEAUBIER	1'38.605	1'38.792 (28)
29	C.BEAUBIER	21.015	A.ZACCONE	28.741	S.KELLY	24.227	S.KELLY	24.895	29	S.KELLY	1'38.653	1'38.803 (29)
30	S.CORSI	21.077	S.CORSI	29.305	S.CORSI	24.714	S.CORSI	25.182	30	S.CORSI	1'40.278	1'40.694 (30)

These data/results cannot be reproduced, stored and/or transmitted in whole or in part by any manner of electronic, mechanical, photocopying, recording, broadcasting or otherwise now known or herein after developed without the previous express consent by the copyright owner, except for reproduction in daily press and regular printed publications on sale to the public within 60 days of the event related to those data/results and always provided that copyright symbol appears together as follows below.
© DORNA, 2022

Official MotoGP Timing by **TISSOT**
www.motogp.com






4554 m.

OR THAILAND GRAND PRIX

Free Practice Nr. 1

Fastest Laps Sequence

Practice Time	 Rider	Nation	Motorcycle	Time	Km/h	Rider's Lap
4'13.895	4 Sean Dylan KELLY	USA	KALEX	1'53.140	144.9	2
4'30.692	29 Taiga HADA	JPN	KALEX	1'52.969	145.1	2
4'32.330	54 Fermín ALDEGUER	SPA	BOSCOSCURO	1'51.692	146.7	2
4'35.756	37 Augusto FERNANDEZ	SPA	KALEX	1'51.421	147.1	2
5'35.781	23 Marcel SCHROTTER	GER	KALEX	1'50.181	148.7	2
7'00.935	14 Tony ARBOLINO	ITA	KALEX	1'49.937	149.1	2
7'15.977	35 Somkiat CHANTRA	THA	KALEX	1'48.088	151.6	3
15'34.878	54 Fermín ALDEGUER	SPA	BOSCOSCURO	1'47.838	152.0	8
16'12.876	12 Filip SALAC	CZE	KALEX	1'47.522	152.4	8
16'57.481	40 Aron CANET	SPA	KALEX	1'41.773	161.0	4
18'09.249	35 Somkiat CHANTRA	THA	KALEX	1'40.527	163.0	6
18'37.672	40 Aron CANET	SPA	KALEX	1'40.191	163.6	5
19'48.037	35 Somkiat CHANTRA	THA	KALEX	1'38.788	165.9	7
21'26.061	35 Somkiat CHANTRA	THA	KALEX	1'38.024	167.2	8
23'03.801	35 Somkiat CHANTRA	THA	KALEX	1'37.740	167.7	9
28'00.854	35 Somkiat CHANTRA	THA	KALEX	1'37.617	167.9	12
29'38.120	35 Somkiat CHANTRA	THA	KALEX	1'37.266	168.5	13
34'23.214	96 Jake DIXON	GBR	KALEX	1'37.192	168.6	10
36'10.357	35 Somkiat CHANTRA	THA	KALEX	1'37.063	168.9	17
37'47.195	35 Somkiat CHANTRA	THA	KALEX	1'36.838	169.2	18
37'51.319	37 Augusto FERNANDEZ	SPA	KALEX	1'36.806	169.3	16

These data/results cannot be reproduced, stored and/or transmitted in whole or in part by any manner of electronic, mechanical, photocopying, recording, broadcasting or otherwise now known or herein after developed without the previous express consent by the copyright owner, except for reproduction in daily press and regular printed publications on sale to the public within 60 days of the event related to those data/results and always provided that copyright symbol appears together as follows below.

© DORNA, 2022

Official MotoGP Timing by TISSOT
www.motogp.com

Buriram, Friday, September 30, 2022

