

5900 m.

MONSTER ENERGY BRITISH GRAND PRIX

Free Practice Nr. 3

Classification

10

	Rider	Nation	Team	Motorcycle	Time	Lap Total	Gap	Top Speed
1	96 Jake DIXON	GBR	GASGAS Aspar Team	KALEX	2'04.107	13 14		281.2
2	37 Augusto FERNANDEZ	SPA	Red Bull KTM Ajo	KALEX	2'04.508	14 14	0.401 0.401	276.9
3	40 Aron CANET	SPA	Flexbox HP40	KALEX	2'04.636	10 10	0.529 0.128	279.0
4	79 Ai OGURA	JPN	IDEMITSU Honda Team Asia	KALEX	2'04.819	6 10	0.712 0.183	279.7
5	64 Bo BENDSNEYDER	NED	Pertamina Mandalika SAG Team	KALEX	2'04.828	14 14	0.721 0.009	279.7
6	21 Alonso LOPEZ	SPA	CAG Speed Up	BOSCOSCURO	2'04.844	15 15	0.737 0.016	273.4
7	75 Albert ARENAS	SPA	GASGAS Aspar Team	KALEX	2'04.887	8 13	0.780 0.043	279.0
8	6 Cameron BEAUBIER	USA	American Racing	KALEX	2'04.911	3 14	0.804 0.024	278.3
9	16 Joe ROBERTS	USA	Italtrans Racing Team	KALEX	2'04.928	9 14	0.821 0.017	277.6
10	13 Celestino VIETTI	ITA	Mooney VR46 Racing Team	KALEX	2'04.966	13 15	0.859 0.038	281.9
11	12 Filip SALAC	CZE	Gresini Racing Moto2	KALEX	2'05.003	14 14	0.896 0.037	279.7
12	52 Jeremy ALCOBA	SPA	Liqui Moly Intact GP	KALEX	2'05.153	13 14	1.046 0.150	281.2
13	23 Marcel SCHROTTER	GER	Liqui Moly Intact GP	KALEX	2'05.171	14 14	1.064 0.018	276.9
14	61 Alessandro ZACCONE	ITA	Gresini Racing Moto2	KALEX	2'05.300	15 16	1.193 0.129	276.9
15	14 Tony ARBOLINO	ITA	Elf Marc VDS Racing Team	KALEX	2'05.336	12 13	1.229 0.036	281.9
16	18 Manuel GONZALEZ	SPA	Yamaha VR46 Master Camp Team	KALEX	2'05.400	14 14	1.293 0.064	279.0
17	54 Fermín ALDEGUER	SPA	CAG Speed Up	BOSCOSCURO	2'05.479	4 11	1.372 0.079	274.1
18	19 Lorenzo DALLA PORTA	ITA	Italtrans Racing Team	KALEX	2'05.488	15 15	1.381 0.009	280.5
19	7 Barry BALTUS	BEL	RW Racing GP	KALEX	2'05.504	12 14	1.397 0.016	274.8
20	35 Somkiat CHANTRA	THA	IDEMITSU Honda Team Asia	KALEX	2'05.663	5 13	1.556 0.159	279.7
21	9 Jorge NAVARRO	SPA	Flexbox HP40	KALEX	2'05.735	6 6	1.628 0.072	276.2
22	42 Marcos RAMIREZ	SPA	MV Agusta Forward Racing	MV AGUSTA	2'06.180	12 13	2.073 0.445	276.2
23	24 Simone CORSI	ITA	MV Agusta Forward Racing	MV AGUSTA	2'06.371	5 14	2.264 0.191	274.1
24	28 Niccolò ANTONELLI	ITA	Mooney VR46 Racing Team	KALEX	2'06.386	15 15	2.279 0.015	278.3
25	84 Zonta VAN DEN GOORBE	NED	RW Racing GP	KALEX	2'06.770	5 8	2.663 0.384	276.2
26	33 Rory SKINNER	GBR	American Racing	KALEX	2'06.830	8 15	2.723 0.060	279.7
27	4 Sean Dylan KELLY	USA	American Racing	KALEX	2'06.902	9 9	2.795 0.072	276.9
28	74 Piotr BIESIEKIRSKI	POL	Pertamina Mandalika SAG Team	KALEX	2'06.979	15 16	2.872 0.077	270.0
29	81 Keminth KUBO	THA	Yamaha VR46 Master Camp Team	KALEX	2'08.116	3 12	4.009 1.137	274.8

Practice condition: Dry

Air: 18°

Humidity: 46%

Ground: 34°

Fastest Lap:	Lap: 13	Jake DIXON	2'04.107	171.1 Km/h
Best Race Lap:	2021	Jorge NAVARRO	2'04.312	170.8 Km/h
All Time Lap Record:	2021	Marco BEZZECCHI	2'03.988	171.3 Km/h

The results are provisional until the end of the limit for protest and appeals.

Time limit for protest expires 30' after publication of the results - Time:

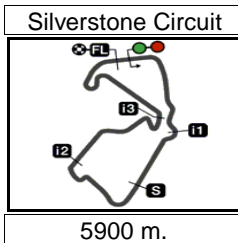
These data/results cannot be reproduced, stored and/or transmitted in whole or in part by any manner of electronic, mechanical, photocopying, recording, broadcasting or otherwise now known or herein after developed without the previous express consent by the copyright owner, except for reproduction in daily press and regular printed publications on sale to the public within 60 days of the event related to those data/results and always provided that copyright symbol appears together as follows below.

© DORNA, 2022

Official MotoGP Timing by TISSOT
www.motogp.com

Silverstone, Saturday, August 06, 2022





Results and timing service provided by TISSOT

Moto2™

MONSTER ENERGY BRITISH GRAND PRIX

Free Practice Nr. 3

Combined Free Practice Times

11

Rider	Nation	Team	MOTORCYCLE	FP1	FP2	FP3	Gap
1 96 J.DIXON	GBR	GASGAS Aspar Team	KALEX	2'05.409 12	2'04.760 12	2'04.107 13	
2 37 A.FERNANDEZ	SPA	Red Bull KTM Ajo	KALEX	2'05.475 15	2'04.573 13	2'04.508 14	0.401 0.401
3 40 A.CANET	SPA	Flexbox HP40	KALEX	2'05.875 13	2'05.639 9	2'04.636 10	0.529 0.128
4 79 A.OGURA	JPN	IDEMITSU Honda Team Asia	KALEX	2'06.356 15	2'05.471 9	2'04.819 6	0.712 0.183
5 64 B.BENDSNEYDE	NED	Pertamina Mandalika SAG Team	KALEX	2'06.379 14	2'05.618 15	2'04.828 14	0.721 0.009
6 21 A.LOPEZ	SPA	CAG Speed Up	BOSCOSCURO	2'05.988 14	2'05.129 13	2'04.844 15	0.737 0.016
7 75 A.ARENAS	SPA	GASGAS Aspar Team	KALEX	2'06.532 8	2'05.358 11	2'04.887 8	0.780 0.043
8 6 C.BEAUBIER	USA	American Racing	KALEX	2'06.719 15	2'05.512 14	2'04.911 3	0.804 0.024
9 16 J.ROBERTS	USA	Italtrans Racing Team	KALEX	2'06.150 16	2'05.627 13	2'04.928 9	0.821 0.017
10 13 C.VIETTI	ITA	Mooney VR46 Racing Team	KALEX	2'06.903 15	2'05.546 12	2'04.966 13	0.859 0.038
11 12 F.SALAC	CZE	Gresini Racing Moto2	KALEX	2'07.182 14	2'05.414 12	2'05.003 14	0.896 0.037
12 14 T.ARBOLINO	ITA	Elf Marc VDS Racing Team	KALEX	2'06.500 15	2'05.149 9	2'05.336 12	1.042 0.146
13 52 J.ALCOBA	SPA	Liqui Moly Intact GP	KALEX	2'07.211 14	2'06.896 7	2'05.153 13	1.046 0.004
14 23 M.SCHROTTER	GER	Liqui Moly Intact GP	KALEX	2'06.762 13	2'05.590 7	2'05.171 14	1.064 0.018
15 61 A.ZACCONE	ITA	Gresini Racing Moto2	KALEX	2'08.892 15	2'06.412 14	2'05.300 15	1.193 0.129
16 18 M.GONZALEZ	SPA	Yamaha VR46 Master Camp Team	KALEX	2'06.584 15	2'05.773 12	2'05.400 14	1.293 0.100
17 54 F.ALDEGUER	SPA	CAG Speed Up	BOSCOSCURO	2'06.533 14	2'05.669 14	2'05.479 4	1.372 0.079
18 19 L.DALLA PORTA	ITA	Italtrans Racing Team	KALEX	2'08.700 2	2'06.833 14	2'05.488 15	1.381 0.009
19 7 B.BALTUS	BEL	RW Racing GP	KALEX	2'06.389 14	2'05.679 10	2'05.504 12	1.397 0.016
20 35 S.CHANTRA	THA	IDEMITSU Honda Team Asia	KALEX	2'06.962 19	2'05.696 14	2'05.663 5	1.556 0.159
21 9 J.NAVARRO	SPA	Flexbox HP40	KALEX	2'06.905 13	2'05.830 8	2'05.735 6	1.628 0.072
22 42 M.RAMIREZ	SPA	MV Agusta Forward Racing	MV AGUSTA	2'06.902 15	2'06.552 14	2'06.180 12	2.073 0.445
23 24 S.CORSI	ITA	MV Agusta Forward Racing	MV AGUSTA	2'07.920 14	2'06.709 12	2'06.371 5	2.264 0.191
24 28 N.ANTONELLI	ITA	Mooney VR46 Racing Team	KALEX	2'07.529 15	2'06.675 12	2'06.386 15	2.279 0.015
25 84 Z.VAN DEN GOO	NED	RW Racing GP	KALEX	2'11.177 3	2'08.840 8	2'06.770 5	2.663 0.384
26 33 R.SKINNER	GBR	American Racing	KALEX	2'08.812 8	2'08.250 9	2'06.830 8	2.723 0.060
27 4 S.KELLY	USA	American Racing	KALEX	2'08.127 19	2'07.113 15	2'06.902 9	2.795 0.072
28 74 P.BIESIEKIRSKI	POL	Pertamina Mandalika SAG Team	KALEX	2'10.651 15	2'08.898 14	2'06.979 15	2.872 0.077
29 81 K.KUBO	THA	Yamaha VR46 Master Camp Team	KALEX	2'09.228 14	2'07.998 5	2'08.116 3	3.891 1.019

Pole Position Record:	2021	Marco BEZZECCHI	2'03.988	171.3 Km/h
Best Race Lap:	2021	Jorge NAVARRO	2'04.312	170.8 Km/h
All Time Lap Record:	2021	Marco BEZZECCHI	2'03.988	171.3 Km/h

The results are provisional until the end of the limit for protest and appeals.

Time limit for protest expires 60' after publication of the results - Time:

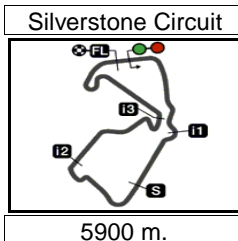
These data/results cannot be reproduced, stored and/or transmitted in whole or in part by any manner of electronic, mechanical, photocopying, recording, broadcasting or otherwise now known or herein after developed without the previous express consent by the copyright owner, except for reproduction in daily press and regular printed publications on sale to the public within 60 days of the event related to those data/results and always provided that copyright symbol appears together as follows below.

© DORNA, 2022

Official MotoGP Timing by TISSOT
www.motogp.com

Silverstone, Saturday, August 06, 2022





MONSTER ENERGY BRITISH GRAND PRIX

Free Practice Nr. 3

Top Speed & Average

12



Rider	Nation	Motorcycle	Top 5 speeds					Average	Top
13 Celestino VIETTI	ITA	KALEX	281.9	279.7	278.3	278.3	277.6	278.6	281.9
14 Tony ARBOLINO	ITA	KALEX	281.9	281.9	279.7	278.3	278.3	280.0	281.9
52 Jeremy ALCOBA	SPA	KALEX	281.2	279.7	279.0	279.0	279.0	279.5	281.2
96 Jake DIXON	GBR	KALEX	281.2	279.7	279.0	276.9	276.9	278.4	281.2
19 Lorenzo DALLA PORTA	ITA	KALEX	280.5	279.0	279.0	278.3	277.6	278.5	280.5
12 Filip SALAC	CZE	KALEX	279.7	279.7	279.7	278.3	277.6	279.0	279.7
33 Rory SKINNER	GBR	KALEX	279.7	278.3	276.9	276.2	276.2	277.5	279.7
35 Somkiat CHANTRA	THA	KALEX	279.7	279.0	279.0	277.6	276.9	278.4	279.7
64 Bo BENDSNEYDER	NED	KALEX	279.7	278.3	274.8	273.4	272.7	275.3	279.7
79 Ai OGURA	JPN	KALEX	279.7	279.7	279.0	278.3	276.9	278.2	279.7
18 Manuel GONZALEZ	SPA	KALEX	279.0	279.0	277.6	276.2	275.5	277.1	279.0
40 Aron CANET	SPA	KALEX	279.0	275.5	275.5	274.1	272.0	274.7	279.0
75 Albert ARENAS	SPA	KALEX	279.0	278.3	277.6	276.2	275.5	277.3	279.0
6 Cameron BEAUBIER	USA	KALEX	278.3	278.3	277.6	277.6	277.6	277.8	278.3
28 Niccolò ANTONELLI	ITA	KALEX	278.3	277.6	277.6	276.9	276.2	277.0	278.3
16 Joe ROBERTS	USA	KALEX	277.6	276.9	275.5	274.8	274.8	275.9	277.6
4 Sean Dylan KELLY	USA	KALEX	276.9	275.5	275.5	275.5	274.8	275.6	276.9
23 Marcel SCHROTTER	GER	KALEX	276.9	276.2	276.2	276.2	276.2	276.3	276.9
37 Augusto FERNANDEZ	SPA	KALEX	276.9	276.2	276.2	275.5	273.4	275.3	276.9
61 Alessandro ZACCONE	ITA	KALEX	276.9	276.2	274.1	274.1	274.1	274.9	276.9
9 Jorge NAVARRO	SPA	KALEX	276.2	275.5	272.7	272.0	272.0	273.7	276.2
42 Marcos RAMIREZ	SPA	MV AGUSTA	276.2	274.8	274.8	273.4	272.7	274.1	276.2
84 Zonta VAN DEN GOORBERGH	NED	KALEX	276.2	274.8	274.1	274.1	271.3	273.6	276.2
7 Barry BALTUS	BEL	KALEX	274.8	274.8	274.8	274.1	274.1	274.5	274.8
81 Keminh KUBO	THA	KALEX	274.8	273.4	272.7	272.7	271.3	272.5	274.8
24 Simone CORSI	ITA	MV AGUSTA	274.1	272.7	272.7	272.0	272.0	272.7	274.1
54 Fermín ALDEGUER	SPA	BOSCOSCURO	274.1	273.4	273.4	272.7	272.7	273.2	274.1
21 Alonso LOPEZ	SPA	BOSCOSCURO	273.4	272.7	272.0	271.3	271.3	272.1	273.4
74 Piotr BIESIEKIRSKI	POL	KALEX	270.0	269.3	269.3	268.6	268.6	269.1	270.0

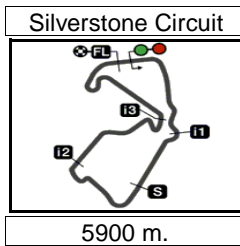
These data/results cannot be reproduced, stored and/or transmitted in whole or in part by any manner of electronic, mechanical, photocopying, recording, broadcasting or otherwise now known or herein after developed without the previous express consent by the copyright owner, except for reproduction in daily press and regular printed publications on sale to the public within 60 days of the event related to those data/results and always provided that copyright symbol appears together as follows below.

© DORNA, 2022

Official MotoGP Timing by TISSOT
www.motogp.com



Silverstone, Saturday, August 06, 2022



Results and timing service provided by TISSOT

Moto2™

MONSTER ENERGY BRITISH GRAND PRIX

Free Practice Nr. 3

Chronological Analysis of Performances

13

* Lap / Sector time cancelled

T1 Time from finish line to 1st intermediate

T3 Time from 2nd intermed. to 3rd intermed.

P Crossing the finish line in pit lane

T2 Time from 1st intermed. to 2nd intermed.

T4 Time from 3rd intermediate to finish line

Lap	Lap Time	T1	T2	T3	T4	Speed	Lap	Lap Time	T1	T2	T3	T4	Speed
1st 96 Jake DIXON GASGAS Aspar Team GBR Runs=1 Total laps=14 Full laps=8							4th 79 Ai OGURA IDEMITSU Honda Tea JPN Runs=1 Total laps=11 Full laps=9						
1	3'48.144 *	20.915	41.417*	29.638	32.091	274.8	1	3'44.458	22.993	42.769	30.497	32.501	273.4
2	2'05.402	24.704	40.483	28.595	31.620	276.9	2	2'07.199	24.948	41.389	29.051	31.811	278.3
3	2'04.603	24.476	40.257	28.430	31.440	272.0	3	2'06.001	24.573	40.588	28.969	31.871	279.7
4	2'07.942	26.418	40.705	28.880	31.939	272.0	4	2'07.719	24.562	40.640	29.256	33.261	279.7
5	2'07.608	24.531	41.525	29.053	32.499	279.0	5	2'05.711	24.532	40.590	28.608	31.981	279.0
6	2'04.756	24.359	40.103	28.632	31.662	279.7	6	2'04.819	24.460	40.432	28.344	31.583	276.9
7	2'04.753 *	24.409	40.158	28.564	31.622*	275.5	7	2'05.050 *	24.449	40.290	28.564	31.747*	276.9
8	2'04.920	24.474	40.271	28.503	31.672	276.9	unfinished	24.476	40.540	28.593		276.9	
9	2'04.953 *	24.525	40.339	28.415*	31.674	274.8	8	2'06.874	22.730	42.325	29.465	32.354	270.6
10	2'17.873 P	24.744	43.198*	29.899	40.032	266.6	9	2'05.952	24.652	40.722	28.723	31.855	276.2
11	11'47.180	20.914	41.625	29.021	31.701	270.6	10	2'05.191	24.542	40.510	28.549	31.590	274.1
12	2'04.314	24.286	40.117	28.458	31.453	276.9							
13	2'04.107	24.187	40.120	28.270	31.530	281.2							
14	2'15.646 *	27.48*	46.568*	29.245	32.349	265.3							
2nd 37 Augusto FERNAND Red Bull KTM Ajo SPA Runs=1 Total laps=14 Full laps=10							5th 64 Bo BENDSNEYDER Pertamina Mandalika NED Runs=1 Total laps=14 Full laps=9						
1	3'34.266	23.332	42.466	30.849	32.970	271.3	1	2'52.580	19.956	41.647	28.984	32.116	270.6
2	2'06.459	24.784	40.797	28.937	31.941	276.9	2	2'05.804	24.604	40.612	28.772	31.816	273.4
3	2'05.936	24.540	40.817	28.654	31.925	272.7	3	2'05.048	24.448	40.391	28.545	31.664	279.7
4	2'05.553	24.628	40.663	28.369	31.893	271.3	4	2'05.385 *	24.388	40.599*	28.613	31.785	272.0
5	2'05.100	24.465	40.458	28.430	31.747	272.7	5	2'05.621	24.599	40.652	28.458	31.912	272.7
6	2'04.909	24.444	40.469	28.318	31.678	273.4	6	2'05.833	24.605	40.779	28.560	31.889	272.0
7	2'21.917 P	25.949	45.713	28.998	41.257	195.6	7	2'05.673	24.534	40.753	28.594	31.792	269.3
8	11'23.208	22.744	41.730	29.169	32.885	270.0	8	2'21.261 P	28.060	41.906	29.941	41.354	267.3
9	2'04.707	24.355	40.356	28.433	31.563	275.5	9	12'09.858	20.026	41.115	28.692	31.839	270.0
10	2'24.041	24.494	40.526	35.791	43.230	272.7	10	2'16.601	24.520	40.734	32.554	38.793	272.0
11	2'09.922	24.613	40.542	28.572	36.195	273.4	11	2'13.462	24.564	40.441	31.706	36.751	272.0
12	2'08.302 *	24.555	41.291	29.240*	33.216	267.3	12	2'07.497 *	24.631	40.565	29.245*	33.056	272.7
13	2'05.974	24.244	40.432	28.404	32.894	276.2	13	2'05.184	24.481	40.407	28.489	31.807	278.3
14	2'04.508	24.315	40.356	28.277	31.560	276.2	14	2'04.828	24.385	40.344	28.494	31.605	274.8
3rd 40 Aron CANET Flexbox HP40 SPA Runs=2 Total laps=10 Full laps=5							6th 21 Alonso LOPEZ CAG Speed Up SPA Runs=2 Total laps=15 Full laps=9						
1	3'44.919	21.391	42.755	30.444	32.587	274.1	1	2'43.735 *	20.023	41.059*	29.294	32.341	271.3
2	2'06.324	24.702	40.795	28.916	31.911	279.0	2	2'07.535	24.559	40.997	29.832	32.147	269.3
3	2'06.123	24.573	40.869	28.748	31.933	275.5	3	2'05.671	24.475	40.600	28.713	31.883	270.6
4	2'19.877 P	24.457	40.752	29.186	45.482	272.0	4	2'05.680	24.440	40.672	28.531	32.037	269.3
5	9'15.854 *	20.190	41.298	29.454*	32.536	269.3	5	2'14.167	26.104	43.302	29.465	35.296	251.1
6	2'16.592 P	24.445	40.940	28.967	42.240	270.6	6	2'05.557	24.558	40.738	28.439	31.822	270.6
7	12'59.395 *	18.811	41.686*	28.901	31.971	269.3	7	2'04.975	24.503	40.380	28.406	31.686	272.7
8	2'05.587	24.321	40.968	28.479	31.819	269.3	8	2'09.365	26.181	41.569	29.007	32.608	269.3
9	2'04.890	24.273	40.570	28.310	31.737	272.0	9	2'05.531 *	24.448	40.492*	28.571*	32.020	270.6
10	2'04.636	24.171	40.406	28.458	31.601	275.5	10	2'24.037 P	24.399	44.946*	31.251	43.441	248.8
							11	6'47.314	19.671	41.400	28.811	32.044	267.3
							12	2'13.157 P	24.422	40.576	28.316	39.843	271.3

Fastest Lap: Jake DIXON GASGAS Aspar Team GBR **2'04.107** 24.187 40.120 28.270 31.530

These data/results cannot be reproduced, stored and/or transmitted in whole or in part by any manner of electronic, mechanical, photocopying, recording, broadcasting or otherwise now known or herein after developed without the previous express consent by the copyright owner, except for reproduction in daily press and regular printed publications on sale to the public within 60 days of the event related to those data/results and always provided that copyright symbol appears together as follows below.
© DORNA, 2022



Free Practice Nr. 3

Moto2

Lap	Lap Time	T1	T2	T3	T4	Speed	Lap	Lap Time	T1	T2	T3	T4	Speed
13	4'39.893 *	19.909	40.377*	28.862	32.169	269.3	1	3'32.506	23.739	42.449	32.312	33.256	264.7
14	2'10.103	24.341	41.019	31.238	33.505	272.0	2	2'14.804	24.969	41.166	36.571	32.098	277.6
15	2'04.844	24.327	40.316	28.427	31.774	273.4	3	2'06.083	24.709	40.513	28.989	31.872	281.9
7th 75 Albert ARENAS GASGAS Aspar Team SPA							4	2'06.202	24.666	40.816	28.710	32.010	279.7
Runs=1 Total laps=13 Full laps=8							5	2'06.288	24.937	40.707	28.696	31.948	277.6
1	3'43.145 *	21.686	42.450*	30.668	32.733	269.3	6	2'05.784	24.808	40.411	28.724	31.841	278.3
2	2'07.620	24.953	41.208	29.152	32.307	274.8	7	2'05.440 *	24.652	40.490	28.532	31.766*	277.6
3	2'07.234	24.805	41.022	28.998	32.409	273.4	8	2'15.104 *	29.09*	41.284	31.745	32.984	274.1
4	2'05.733	24.479	40.647	28.811	31.796	278.3	9	2'18.466 P	24.771	40.792	30.024*	42.879	278.3
5	2'05.338	24.421	40.596	28.563	31.758	279.0	10	10'45.091	20.315	42.084	30.696	32.505	270.6
6	2'05.151	24.528	40.509	28.442	31.672	275.5	11	2'05.700	24.719	40.561	28.629	31.791	275.5
7	2'09.822 *	27.884	41.641*	28.572	31.725*	267.9	12	2'05.389	24.569	40.435	28.674	31.711	275.5
8	2'04.887	24.459	40.407	28.452	31.569	277.6	13	2'04.966	24.288	40.468	28.539	31.671	277.6
9	2'17.440 P	24.552	40.546	30.266*	42.076	276.2	14	2'05.027	24.359	40.470	28.598	31.600	275.5
10	13'38.998	22.795	43.944	37.698	43.364	263.4	15	2'04.975	24.376	40.332	28.602	31.665	276.9
11	2'08.390 *	25.094	41.165	28.921*	33.210	272.7	11th 12 Filip SALAC Gresini Racing Moto2 CZE						
12	2'05.382	24.404	40.571	28.489	31.918	274.8	Runs=1 Total laps=14 Full laps=10						
13	2'05.193	24.478	40.545	28.443	31.727	274.8	1	3'34.514	26.779	43.022	34.925	37.341	272.0
8th 6 Cameron BEAUBIE American Racing USA							2	2'06.960	24.881	41.071	28.971	32.037	276.9
Runs=1 Total laps=14 Full laps=8							3	2'06.254	24.778	40.719	28.842	31.915	278.3
1	3'36.198	24.923	45.414	31.294	40.687	201.4	4	2'06.239	24.687	40.918	28.654	31.980	274.8
2	2'08.590	25.291	40.825	29.411	33.063	277.6	5	2'06.429	24.613	40.618	29.153	32.045	276.2
3	2'04.911	24.327	40.297	28.556	31.731	278.3	6	2'07.351	24.531	40.800	29.747	32.273	277.6
4	2'05.637	24.390	40.496	28.704	32.047	276.9	7	2'17.846 P	24.645	40.760	28.732	43.709	276.9
5	2'05.170	24.467	40.319	28.490	31.894	277.6	8	11'20.613	21.262	42.036	29.328	32.445	268.6
6	2'06.523	24.654	41.167	28.771	31.931	268.6	9	2'06.253	24.658	40.831	29.065	31.699	273.4
7	2'08.729 *	24.559	40.343	30.508	33.319*	277.6	10	2'24.001	24.445	40.672	34.820	44.064	276.9
8	2'08.250 *	24.980	41.859*	29.257	32.154	264.0	11	2'14.481	24.631	40.735	28.785	40.330	276.2
9	2'10.248 *	24.658	40.680	29.302*	35.608	273.4	12	2'06.205 *	24.434	40.731	29.005*	32.035	279.7
10	2'06.167	24.561	40.634	28.790	32.182	274.8	13	2'06.131	24.313	40.748	28.734	32.336	279.7
11	2'22.543 P	26.235	45.079*	29.837	41.392	243.7	14	2'05.003	24.449	40.574	28.479	31.501	279.7
12	11'35.417 *	24.174	46.382	33.027*	47.902	165.1	12th 52 Jeremy ALCOBA Liqui Moly Intact GP SPA						
13	2'07.677	25.804	41.019	28.955	31.899	277.6	Runs=1 Total laps=14 Full laps=9						
14	2'08.613	24.840	42.182	29.396	32.195	278.3	1	3'36.370	23.092	42.478	30.385	33.784	275.5
9th 16 Joe ROBERTS Italtrans Racing Team USA							2	2'09.881	25.288	41.073	29.174	34.346	279.7
Runs=1 Total laps=14 Full laps=11							3	2'06.512	24.845	40.883	28.789	31.995	279.0
1	3'37.175	23.343	42.106	30.449	33.006	272.7	4	2'07.005	24.849	41.050	28.775	32.331	277.6
2	2'07.897	24.992	40.869	29.099	32.937	274.8	5	2'06.423	24.927	40.832	28.679	31.985	279.0
3	2'05.745	24.394	40.538	28.700	32.113	275.5	6	2'06.399	24.780	40.830	28.677	32.112	278.3
4	2'05.736	24.496	40.700	28.601	31.939	272.7	7	2'05.715 *	24.590	40.651	28.534	31.940*	275.5
5	2'05.264	24.336	40.549	28.528	31.851	274.8	8	2'21.464 P	24.393	41.264	31.299	44.508	277.6
6	2'15.602 P	25.055	40.795	29.115	40.637	276.9	9	11'39.612 *	20.710	42.006*	28.900	32.197	271.3
7	11'50.143	20.401	41.555	28.994	32.206	267.9	10	2'06.286	24.655	40.858	28.668	32.105	274.1
8	2'05.014	24.302	40.597	28.314	31.801	270.0	11	2'06.013	24.515	40.801	28.662	32.035	274.1
9	2'04.928	24.276	40.446	28.255	31.951	270.6	12	2'05.740 *	24.479	40.549	28.642*	32.070	279.0
10	2'05.450	24.339	40.582	28.526	32.003	270.6	13	2'05.153	24.472	40.435	28.509	31.737	279.0
11	2'05.051	24.219	40.570	28.294	31.968	270.6	14	2'06.569	24.727	41.009	28.808	32.025	281.2
12	2'13.524	24.963	46.998	29.517	32.046	272.0	13th 23 Marcel SCHROTTE Liqui Moly Intact GP GER						
13	2'05.334	24.245	40.382	28.318	32.389	273.4	Runs=3 Total laps=15 Full laps=7						
14	2'06.831	24.216	40.674	29.645	32.296	277.6	1	3'13.836	21.054	42.801	30.609	32.798	269.3
10th 13 Celestino VIETTI Mooney VR46 Racing ITA							2	2'07.042	24.928	40.961	29.099	32.054	274.8
Runs=1 Total laps=15 Full laps=10							3	2'06.529 *	24.784	40.877*	28.833	32.035	276.2
1	3'43.145 *	21.686	42.450*	30.668	32.733	269.3	4	2'06.109	24.670	40.848	28.642	31.949	274.1

Fastest Lap: Jake DIXON GASGAS Aspar Team GBR **2'04.107** 24.187 40.120 28.270 31.530

These data/results cannot be reproduced, stored and/or transmitted in whole or in part by any manner of electronic, mechanical, photocopying, recording, broadcasting or otherwise now known or herein after developed without the previous express consent by the copyright owner, except for reproduction in daily press and regular printed publications on sale to the public within 60 days of the event related to those data/results and always provided that copyright symbol appears together as follows below.
© DORNA, 2022

Official MotoGP Timing by TISSOT
www.motogp.com

Silverstone, Saturday, August 06, 2022

Page 2 of 5



Free Practice Nr. 3

Moto2

Lap	Lap Time	T1	T2	T3	T4	Speed	Lap	Lap Time	T1	T2	T3	T4	Speed
5	2'05.969 *	24.619	40.800*	28.649	31.901	274.8	8	2'06.694	24.555	40.751	28.597	32.791	276.2
6	2'10.344	24.657	40.565	31.656	33.466	<u>276.9</u>	9	2'18.948 P	24.749	40.717	28.865*	44.617	279.0
7	2'05.518	24.571	40.662	<u>28.535</u>	31.750	275.5	10	10'07.769	20.061	43.293	31.372	33.647	270.0
8	2'05.573	24.692	40.583	28.573	31.725	276.2	11	2'13.992 P	24.769	41.098	29.682	38.443	270.6
9	2'13.782 P	24.570	40.620	28.563*	40.029	274.1	12	2'36.008	19.546	42.899	34.089	33.482	266.0
10	10'32.245	23.062	43.233	33.914	33.049	270.6	13	2'05.548	<u>24.477</u>	40.614	<u>28.505</u>	31.952	275.5
11	2'22.101 P	24.623	40.775	35.634	41.069	274.1	14	2'05.400	24.497	<u>40.541</u>	28.523	<u>31.839</u>	274.8
12	2'39.813 *	21.479	44.836*	33.674	33.233*	218.1	17th 54 Fermín ALDEGUER CAG Speed Up SPA						
13	2'05.289	24.482	40.468	28.545	31.794	274.8	Runs=2 Total laps=12 Full laps=7						
14	<u>2'05.171</u>	<u>24.440</u>	40.524	28.583	<u>31.624</u>	276.2	1	2'47.968	20.657	42.654	29.871	32.546	272.0
unfinished	24.483	<u>40.434</u>				276.2	2	2'06.607	24.850	40.887	28.860	32.010	272.7

14th 61 Alessandro ZACCO Gresini Racing Moto2 ITA

Runs=1 Total laps=16 Full laps=10

1	2'48.144	22.241	43.515	30.156	33.691	266.6
2	2'07.160	25.136	41.150	29.064	31.810	272.0
3	2'06.240	24.868	40.953	28.600	31.819	274.1
4	2'06.141	24.701	40.939	28.624	31.877	272.0
5	2'13.731	26.278	41.205	29.978	36.270	272.0
6	2'07.408	24.982	40.883	29.241	32.302	274.1
7	2'08.274 *	25.228	41.837*	29.139*	32.070	270.0
8	2'07.290	24.842	40.863	29.189	32.396	274.1
9	2'17.220 P	24.956	40.991*	28.950*	42.323	271.3
10	8'11.156 *	19.833	42.530*	38.626	35.735	270.0
11	2'07.497 *	25.40*	41.345	28.639	32.113	270.0
12	2'06.028	24.788	40.899	28.530	31.811	273.4
13	2'05.668	24.582	40.792	28.485	31.809	274.1
14	2'05.877 *	24.579	<u>40.564</u>	28.620*	32.114	276.2
15	<u>2'05.300</u>	<u>24.495</u>	40.609	<u>28.421</u>	<u>31.775</u>	<u>276.9</u>
16	2'09.397	25.969	41.614	29.244	32.570	273.4

15th 14 Tony ARBOLINO Elf Marc VDS Racing ITA

Runs=1 Total laps=13 Full laps=8

1	3'35.704	22.985	42.533	30.519	33.583	272.0
2	2'06.427	25.017	40.688	28.787	31.935	<u>281.9</u>
3	2'05.703	24.506	40.710	28.650	<u>31.837</u>	281.9
4	2'05.901	24.708	40.636	28.461	32.096	278.3
5	2'05.776	24.537	40.680	28.605	31.954	276.9
6	2'05.888	24.573	40.768	28.604	31.943	276.9
7	2'05.657 *	24.570	40.667	28.608	31.812*	276.9
8	2'30.181 P	26.800	44.721*	35.536	43.124	244.3
9	13'31.683 *	19.110	42.310*	36.145	42.000	270.0
10	2'17.697	24.644	40.930	28.733	43.390	272.7
11	2'06.013 *	24.389	40.825	28.753*	32.046	278.3
12	<u>2'05.336</u>	24.343	40.619	<u>28.433</u>	31.941	279.7
13	2'05.944	<u>24.287</u>	<u>40.585</u>	28.834	32.238	277.6

16th 18 Manuel GONZALEZ Yamaha VR46 Master SPA

Runs=3 Total laps=14 Full laps=5

1	2'49.059 *	20.723	41.221*	29.479	32.797	274.8
2	2'07.452	24.646	41.284	29.376	32.146	<u>279.0</u>
3	2'05.857	24.574	40.717	28.566	32.000	275.5
4	2'18.946 *	24.595	45.647*	34.620	34.084	242.1
5	2'18.364 P	24.571	40.776	33.523	39.494	274.1
6	2'35.207 *	20.690	40.602*	29.018	33.265	277.6
7	2'10.827 *	24.781	40.906	29.104	36.036*	274.1

1	2'47.968	20.657	42.654	29.871	32.546	272.0
2	2'06.607	24.850	40.887	28.860	32.010	272.7
3	2'05.908	24.666	40.675	28.634	31.933	273.4
4	<u>2'05.479</u>	24.528	40.572	<u>28.510</u>	<u>31.869</u>	271.3
5	2'15.168	27.756	44.935	29.650	32.827	246.0
6	2'07.306	24.644	40.836	29.549	32.277	272.7
7	2'08.393 *	25.399	41.205*	29.526	32.263	270.0
8	2'15.659 P	24.676	41.056	29.842	40.085	<u>274.1</u>
9	11'23.411	21.799	43.318	30.142	32.697	267.3
10	2'06.121	24.653	40.698	28.589	32.181	273.4
11	2'05.734	24.487	40.651	28.637	31.959	272.7
unfinished		<u>24.467</u>	<u>40.566</u>			271.3

18th 19 Lorenzo DALLA PO Italtrans Racing Team ITA

Runs=1 Total laps=15 Full laps=9

1	3'36.292	22.785	42.597	30.424	33.915	270.0
2	2'07.952	24.900	40.957	29.515	32.580	279.0
3	2'06.430	24.687	40.838	28.796	32.109	277.6
4	2'12.427 *	27.75 *	42.832	29.489	32.354	276.9
5	2'08.759	24.723	40.831	31.062	32.143	274.8
6	2'07.078	24.689	41.026	29.361	32.002	276.9
7	2'06.072 *	25.190	40.198*	28.789	31.895*	277.6
8	2'06.148	24.577	40.630	28.742	32.199	278.3
9	2'16.185 P	24.574	40.675	28.806*	42.130	276.9
10	9'24.720	21.292	42.352	29.714	32.502	270.6
11	2'11.199	24.924	41.121	31.507	33.647	274.1
12	2'06.020	24.572	40.809	28.780	<u>31.859</u>	276.9
13	2'12.595 *	24.462	44.700	31.408*	32.025*	<u>280.5</u>
14	2'07.605	<u>24.413</u>	40.929	28.644	33.619	279.0
15	<u>2'05.488</u>	24.435	<u>40.514</u>	<u>28.629</u>	31.910	277.6

19th 7 Barry BALTUS RW Racing GP BEL

Runs=1 Total laps=14 Full laps=10

1	3'33.552	30.221	43.894	33.142	33.291	244.8
2	2'07.757	25.019	41.129	29.493	32.116	272.0
3	2'06.273	24.779	40.693	28.820	31.981	272.0
4	2'06.612	24.691	41.193	28.798	31.930	270.0
5	2'05.628	24.620	40.652	<u>28.525</u>	31.831	<u>274.8</u>
6	2'05.687	24.555	40.616	28.671	31.845	274.8
7	2'05.800 *	24.731	40.559	28.735	31.775*	274.8
8	2'18.037	25.181	43.434	35.747	33.675	247.7
9	2'16.352 P	24.659	40.855	28.766*	42.072	273.4
10	10'50.257	19.876	42.066	30.911	32.308	269.3
11	2'05.729	24.726	40.483	28.719	31.801	274.1
12	<u>2'05.504</u>	24.543	<u>40.404</u>	28.778	<u>31.779</u>	274.1
13	2'05.589	<u>24.456</u>	40.491	28.742	31.900	274.1

Fastest Lap: Jake DIXON GASGAS Aspar Team GBR **2'04.107** 24.187 40.120 28.270 31.530

These data/results cannot be reproduced, stored and/or transmitted in whole or in part by any manner of electronic, mechanical, photocopying, recording, broadcasting or otherwise now known or herein after developed without the previous express consent by the copyright owner, except for reproduction in daily press and regular printed publications on sale to the public within 60 days of the event related to those data/results and always provided that copyright symbol appears together as follows below.
© DORNA, 2022

Free Practice Nr. 3

Moto2

Lap	Lap Time	T1	T2	T3	T4	Speed	Lap	Lap Time	T1	T2	T3	T4	Speed
14	2'09.166	24.580	40.645	30.533	33.408	272.0	11	2'19.469	25.192	41.460	36.228	36.589	267.9
20th 35 Somkiat CHANTRA IDEMITSU Honda Tea THA							12	2'16.257 *	25.209	41.496	33.757*	35.795	268.6
Runs=1 Total laps=13 Full laps=9							13	2'06.894	25.003	41.041	28.740	32.110	272.7
1	3'37.655	26.469	42.371	31.391	32.712	272.0	14	2'06.625	24.657	40.804	29.067	32.097	272.0
2	2'07.628	25.171	40.806	29.100	32.551	276.2	24th 28 Niccolò ANTONELLI Mooney VR46 Racing ITA						
3	2'05.814	24.569	40.618	28.747	31.880	279.7	Runs=1 Total laps=15 Full laps=8						
4	2'05.736	24.681	40.573	28.597	31.885	277.6	1	3'33.474	24.548	43.455	32.710	33.003	258.3
5	2'05.663	24.591	40.470	28.749	31.853	279.0	2	2'13.477 *	28.33*	43.267	29.356	32.523	274.1
6	2'17.928 P	24.721	41.354	29.123	42.730	275.5	3	2'07.571 *	24.880	41.465	29.050	32.176*	276.2
7	13'32.725 *	20.198	41.438*	29.598	32.468	268.6	4	2'09.592 *	24.88*	41.372	28.997	34.339	278.3
8	2'06.833	24.782	40.925	28.927	32.199	272.0	5	2'07.475	24.873	41.005	29.222	32.375	277.6
9	2'17.231	24.628	40.767	30.705	41.131	272.7	6	2'07.228	24.699	41.161	29.074	32.294	276.2
10	2'11.263	24.453	40.557	28.772	37.481	276.9	7	2'09.198 *	25.138	41.714	29.517	32.829*	274.1
11	2'15.756 *	24.816	45.369	33.394*	32.177*	275.5	8	2'07.210	24.817	41.134	29.008	32.251	274.8
12	2'05.809	24.417	40.646	28.647	32.099	279.0	9	2'17.492 P	24.798	41.162	28.970	42.562	274.8
13	2'12.344	26.612	42.417	29.783	33.532	270.6	10	9'29.295	21.979	41.820	29.053	32.102	272.7
21st 9 Jorge NAVARRO Flexbox HP40 SPA							11	2'06.773	24.623	40.963	28.930	32.257	275.5
Runs=2 Total laps=7 Full laps=5							12	2'07.208	24.563	41.425	28.922	32.298	269.3
unfinished	20.481	41.790				272.7	13	2'07.033	24.594	40.936	29.171	32.332	276.2
1	2'07.684	21.398	43.360	29.912	33.014*	269.3	14	2'06.815	24.693	41.016	28.804	32.302	276.9
2	2'07.014	24.764	41.169	28.828	32.253	272.0	15	2'06.386	24.567	40.847	28.790	32.182	277.6
3	2'14.290 P	24.665	41.206	28.809	39.610	272.0	25th 84 Zonta VAN DEN GO RW Racing GP NED						
4	6'44.887 *	20.810	42.244	29.384*	36.334	270.6	Runs=1 Total laps=9 Full laps=8						
5	2'06.398	24.455	40.789	28.732	32.422	275.5	1	2'49.412	21.031	43.195	32.069	32.859	262.1
6	2'05.735	24.307	40.873	28.543	32.012	276.2	2	2'08.109	25.150	41.219	29.440	32.300	274.1
22nd 42 Marcos RAMIREZ MV Agusta Forward R SPA							3	2'07.030	25.004	40.921	28.959	32.146	276.2
Runs=2 Total laps=13 Full laps=7							4	2'17.740	24.741	40.949	29.072	42.978	274.8
1	2'48.323	20.250	44.179	30.021	32.571	213.0	5	2'06.770	24.854	40.857	28.826	32.233	274.1
2	2'08.515	25.146	41.356	29.422	32.591	272.0	6	2'13.139	25.207	45.000	29.883	33.049	181.5
3	2'07.128	24.906	41.055	29.096	32.071	274.8	unfinished	25.065	41.630	35.198		271.3	
4	2'17.775	24.827	41.221	38.033	33.694	272.7	7	2'17.793	23.772	43.403	36.328	34.290	265.3
5	2'06.769	24.831	40.950	28.761	32.227	272.7	8	2'09.209	25.269	41.517	29.649	32.774	271.3
6	2'21.290 P	26.317	44.022*	29.943	41.008	213.4	26th 33 Rory SKINNER American Racing GBR						
7	8'52.903	20.193	45.274	29.597	32.567	184.6	Runs=1 Total laps=15 Full laps=12						
8	2'16.587 P	25.144	41.456	29.950	40.037	267.9	1	3'37.001	21.738	42.779	31.053	39.386	271.3
9	7'13.928 *	19.714	42.363*	36.454	41.741	268.6	2	2'08.616	25.670	41.357	29.268	32.321	276.9
10	2'14.559	24.871	41.142	32.017	36.529	268.6	3	2'06.974	24.916	40.956	28.932	32.170	278.3
11	2'08.466 *	25.023	40.382*	30.177*	32.884	273.4	4	2'07.502	24.822	41.556	29.007	32.117	276.2
12	2'06.180	24.573	40.917	28.660	32.030	274.8	5	2'14.255	24.852	47.109	29.859	32.435	279.7
13	2'06.393	24.565	40.953	28.724	32.151	276.2	6	2'07.452	24.718	41.353	29.168	32.213	275.5
23rd 24 Simone CORSI MV Agusta Forward R ITA							7	2'07.562	24.709	41.558	29.144	32.151	274.8
Runs=1 Total laps=14 Full laps=9							8	2'06.830	24.655	41.102	28.997	32.076	276.2
1	3'30.583	22.182	43.416	35.154	38.372	267.3	9	2'07.574	24.823	41.243	29.137	32.371	274.8
2	2'10.439	25.832	42.073	29.697	32.837	267.3	10	2'16.436 P	24.962	41.555	29.694	40.225	269.3
3	2'07.355	24.894	41.345	29.019	32.097	269.3	11	9'33.753	25.890	44.454	30.255	32.791	269.3
4	2'06.855	24.846	40.777	29.006	32.226	272.0	12	2'08.396	25.069	41.739	29.414	32.174	272.7
5	2'06.371	24.893	40.774	28.673	32.031	274.1	13	2'07.477	24.921	41.136	29.204	32.216	273.4
6	2'07.891	25.123	41.131	29.078	32.559	272.7	14	2'07.124	24.777	41.207	29.049	32.091	273.4
7	2'07.982 *	25.070	41.263	29.110	32.539*	270.6	15	2'07.929	24.835	41.747	29.245	32.102	267.9
8	2'08.338	25.083	41.561	29.282	32.412	269.3	27th 4 Sean Dylan KELLY American Racing USA						
9	2'20.315 P	24.992	41.213	29.102*	45.008	269.3	Runs=1 Total laps=10 Full laps=5						
10	11'12.087	19.939	43.126	30.743	33.067	264.7	1	3'34.783	21.829	43.520	31.260	38.036	266.6

Fastest Lap: Jake DIXON

GASGAS Aspar Team GBR 2'04.107 24.187 40.120 28.270 31.530

These data/results cannot be reproduced, stored and/or transmitted in whole or in part by any manner of electronic, mechanical, photocopying, recording, broadcasting or otherwise now known or herein after developed without the previous express consent by the copyright owner, except for reproduction in daily press and regular printed publications on sale to the public within 60 days of the event related to those data/results and always provided that copyright symbol appears together as follows below.

© DORNA, 2022

Official MotoGP Timing by TISSOT
www.motogp.com

Silverstone, Saturday, August 06, 2022

Page 4 of 5



Free Practice Nr. 3

Moto2

Lap	Lap Time	T1	T2	T3	T4	Speed	Lap	Lap Time	T1	T2	T3	T4	Speed
2	2'11.413	25.514	41.635	29.402	34.862	274.1							
3	2'08.014	25.272	40.989	29.423	32.330	276.9							
4	2'07.727	24.998	41.340	28.924	32.465	272.7							
5	2'10.448 *	25.078	41.276*	31.616	32.478	275.5							
unfinished	24.909	41.181				274.8							
6	2'22.758 *	21.253	47.887	34.394*	39.224	262.7							
7	2'30.999 *	25.508	42.724	32.283*	50.484	268.6							
8	2'11.447 *	25.240	40.808*	32.215	33.184	275.5							
9	2'06.902	24.904	40.901	28.966	32.131	275.5							

28th 74 Piotr BIESIEKIRSKI Pertamina Mandalika POL
 Runs=1 Total laps=16 Full laps=12

1	2'20.123	21.002	42.351	29.783	32.754	266.6							
2	2'10.455	25.620	41.705	30.119	33.011	267.3							
3	2'08.997	25.547	41.458	29.295	32.697	267.9							
4	2'08.600	25.464	41.296	29.231	32.609	267.3							
5	2'10.161	25.343	41.552	29.140	34.126	267.3							
6	2'08.288	25.489	41.118	29.106	32.575	267.3							
7	2'08.651 *	25.374	40.981	29.875*	32.421	268.6							
8	2'20.295 P	25.273	41.152	29.035	44.835	268.6							
9	8'44.967	22.508	42.432	29.408	32.606	264.0							
10	2'07.943	25.285	41.269	28.971	32.418	267.3							
11	2'07.778	25.308	41.094	29.002	32.374	268.6							
12	2'11.668	25.222	41.447	29.019	35.980	267.9							
13	2'08.038	25.149	41.240	29.076	32.573	267.3							
14	2'07.372	25.260	41.005	28.879	32.228	269.3							
15	2'06.979	25.079	40.910	28.802	32.188	270.0							
16	2'07.385	25.218	40.982	28.916	32.269	269.3							

29th 81 Keminth KUBO Yamaha VR46 Master THA
 Runs=1 Total laps=12 Full laps=5

1	2'52.517 *	20.960	42.503*	29.946	33.178	271.3							
2	2'09.972	25.387	42.165	29.756	32.664	272.7							
3	2'08.116	25.170	41.194	29.207	32.545	271.3							
4	2'08.136	25.134	41.469	29.098	32.435	267.9							
5	2'11.657 *	25.680	42.129*	31.377	32.471	266.0							
6	2'21.199 P	25.250	42.275	31.800	41.874	267.9							
7	16'13.335 *	20.027	41.629*	29.727	32.799	270.6							
8	2'13.348	25.115	41.187	29.286	37.760	270.6							
9	2'09.327	25.017	41.063	29.127	34.120	271.3							
10	2'11.008 *	25.035	41.238	29.313*	35.422	272.7							
11	2'08.425 *	25.325	40.913*	29.523	32.664	274.8							
12	2'13.060 *	27.77*	42.603*	30.169	32.515	273.4							

Fastest Lap: Jake DIXON GASGAS Aspar Team GBR **2'04.107** 24.187 40.120 28.270 31.530

These data/results cannot be reproduced, stored and/or transmitted in whole or in part by any manner of electronic, mechanical, photocopying, recording, broadcasting or otherwise now known or herein after developed without the previous express consent by the copyright owner, except for reproduction in daily press and regular printed publications on sale to the public within 60 days of the event related to those data/results and always provided that copyright symbol appears together as follows below.
 © DORNA, 2022

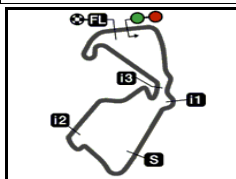
 Official MotoGP Timing by TISSOT
 www.motogp.com

Silverstone, Saturday, August 06, 2022

Page 5 of 5



Silverstone Circuit



5900 m.

Results and timing service provided by TISSOT

MONSTER ENERGY BRITISH GRAND PRIX**Free Practice Nr. 3****Best Partial Times****Moto2™***IT* Ideal Lap Time, sum of the best partial times*BT* Best Lap Time

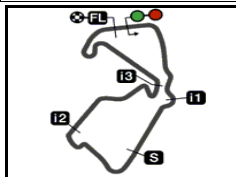
T1		T2		T3		T4				<i>IT</i>	<i>BT</i>	
Pos	Rider	Time	Rider	Time	Rider	Time	Rider	Time	Pos	Rider		
1	A.CANET	24.171	J.DIXON	40.103	J.ROBERTS	28.255	J.DIXON	31.440	1	J.DIXON	2'04.000	2'04.107 (1)
2	J.DIXON	24.187	A.OGURA	40.290	J.DIXON	28.270	F.SALAC	31.501	2	A.FERNANDEZ	2'04.437	2'04.508 (2)
3	J.ROBERTS	24.216	C.BEAUBIER	40.297	A.FERNANDEZ	28.277	A.FERNANDEZ	31.560	3	A.CANET	2'04.488	2'04.636 (3)
4	A.FERNANDEZ	24.244	A.LOPEZ	40.316	A.CANET	28.310	A.ARENAS	31.569	4	A.LOPEZ	2'04.645	2'04.844 (6)
5	T.ARBOLINO	24.287	C.VIETTI	40.332	A.LOPEZ	28.316	A.OGURA	31.583	5	J.ROBERTS	2'04.654	2'04.928 (9)
6	C.VIETTI	24.288	B.BENDSNEYDE	40.344	A.OGURA	28.344	C.VIETTI	31.600	6	A.OGURA	2'04.666	2'04.819 (4)
7	J.NAVARRO	24.307	A.FERNANDEZ	40.356	A.ZACCONE	28.421	A.CANET	31.601	7	C.VIETTI	2'04.752	2'04.966 (10)
8	F.SALAC	24.313	J.ROBERTS	40.382	T.ARBOLINO	28.433	B.BENDSNEYDE	31.605	8	B.BENDSNEYDE	2'04.792	2'04.828 (5)
9	C.BEAUBIER	24.327	B.BALTUS	40.404	A.ARENAS	28.442	M.SCHROTTER	31.624	9	A.ARENAS	2'04.822	2'04.887 (7)
10	A.LOPEZ	24.327	A.CANET	40.406	B.BENDSNEYDE	28.458	A.LOPEZ	31.686	10	C.BEAUBIER	2'04.845	2'04.911 (8)
11	B.BENDSNEYDE	24.385	A.ARENAS	40.407	F.SALAC	28.479	C.BEAUBIER	31.731	11	F.SALAC	2'04.867	2'05.003 (11)
12	J.ALCOBA	24.393	M.SCHROTTER	40.434	C.BEAUBIER	28.490	J.ALCOBA	31.737	12	M.SCHROTTE	2'05.033	2'05.171 (13)
13	A.ARENAS	24.404	J.ALCOBA	40.435	M.GONZALEZ	28.505	A.ZACCONE	31.775	13	J.ALCOBA	2'05.074	2'05.153 (12)
14	L.DALLA PORTA	24.413	S.CHANTRA	40.470	J.ALCOBA	28.509	B.BALTUS	31.779	14	T.ARBOLINO	2'05.142	2'05.336 (15)
15	S.CHANTRA	24.417	L.DALLA PORTA	40.514	F.ALDEGUER	28.510	J.ROBERTS	31.801	15	B.BALTUS	2'05.164	2'05.504 (19)
16	M.SCHROTTER	24.440	M.GONZALEZ	40.541	B.BALTUS	28.525	T.ARBOLINO	31.837	16	A.ZACCONE	2'05.255	2'05.300 (14)
17	A.OGURA	24.449	A.ZACCONE	40.564	C.VIETTI	28.532	M.GONZALEZ	31.839	17	S.CHANTRA	2'05.337	2'05.663 (20)
18	B.BALTUS	24.456	F.ALDEGUER	40.566	M.SCHROTTER	28.535	S.CHANTRA	31.853	18	M.GONZALEZ	2'05.362	2'05.400 (16)
19	F.ALDEGUER	24.467	F.SALAC	40.574	J.NAVARRO	28.543	L.DALLA PORTA	31.859	19	F.ALDEGUER	2'05.412	2'05.479 (17)
20	M.GONZALEZ	24.477	T.ARBOLINO	40.585	S.CHANTRA	28.597	F.ALDEGUER	31.869	20	L.DALLA PORTA	2'05.415	2'05.488 (18)
21	A.ZACCONE	24.495	S.CORSI	40.774	L.DALLA PORTA	28.629	J.NAVARRO	32.012	21	J.NAVARRO	2'05.651	2'05.735 (21)
22	N.ANTONELLI	24.563	J.NAVARRO	40.789	M.RAMIREZ	28.660	M.RAMIREZ	32.030	22	S.CORSI	2'06.135	2'06.371 (23)
23	M.RAMIREZ	24.565	N.ANTONELLI	40.847	S.CORSI	28.673	S.CORSI	32.031	23	M.RAMIREZ	2'06.172	2'06.180 (22)
24	R.SKINNER	24.655	Z.VAN DEN GOO	40.857	N.ANTONELLI	28.790	R.SKINNER	32.076	24	N.ANTONELLI	2'06.302	2'06.386 (24)

These data/results cannot be reproduced, stored and/or transmitted in whole or in part by any manner of electronic, mechanical, photocopying, recording, broadcasting or otherwise now known or herein after developed without the previous express consent by the copyright owner, except for reproduction in daily press and regular printed publications on sale to the public within 60 days of the event related to those data/results and always provided that copyright symbol appears together as follows below.
© DORNA, 2022

Official MotoGP Timing by TISSOT
www.motogp.com



Silverstone Circuit



5900 m.

Results and timing service provided by TISSOT

MONSTER ENERGY BRITISH GRAND PRIX**Free Practice Nr. 3****Best Partial Times****Moto2™***IT* Ideal Lap Time, sum of the best partial times*BT* Best Lap Time

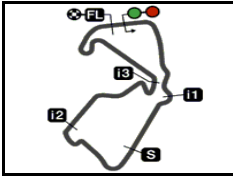
T1		T2		T3		T4						
<i>Pos</i>	<i>Rider</i>	<i>Time</i>	<i>Rider</i>	<i>Time</i>	<i>Rider</i>	<i>Time</i>	<i>Rider</i>	<i>Time</i>	<i>Pos</i>	<i>Rider</i>	<i>IT</i>	<i>BT</i>
25	S.CORSI	24.657	S.KELLY	40.901	P.BIESIEKIRSKI	28.802	N.ANTONELLI	32.102	25	Z.VAN DEN GO	2'06.570	2'06.770 (25)
26	Z.VAN DEN GOO	24.741	P.BIESIEKIRSKI	40.910	Z.VAN DEN GOO	28.826	S.KELLY	32.131	26	R.SKINNER	2'06.619	2'06.830 (26)
27	S.KELLY	24.904	M.RAMIREZ	40.917	S.KELLY	28.924	Z.VAN DEN GOO	32.146	27	S.KELLY	2'06.860	2'06.902 (27)
28	K.KUBO	25.017	R.SKINNER	40.956	R.SKINNER	28.932	P.BIESIEKIRSKI	32.188	28	P.BIESIEKIRS	2'06.979	2'06.979 (28)
29	P.BIESIEKIRSKI	25.079	K.KUBO	41.063	K.KUBO	29.098	K.KUBO	32.435	29	K.KUBO	2'07.613	2'08.116 (29)

These data/results cannot be reproduced, stored and/or transmitted in whole or in part by any manner of electronic, mechanical, photocopying, recording, broadcasting or otherwise now known or herein after developed without the previous express consent by the copyright owner, except for reproduction in daily press and regular printed publications on sale to the public within 60 days of the event related to those data/results and always provided that copyright symbol appears together as follows below.
© DORNA, 2022

Official MotoGP Timing by **TISSOT**
www.motogp.com



Silverstone Circuit



5900 m.

Results and timing service provided by TISSOT

Moto2™

MONSTER ENERGY BRITISH GRAND PRIX

Free Practice Nr. 3

Fastest Laps Sequence

<i>Practice Time</i>	<i>Rider</i>	<i>Nation</i>	<i>Motorcycle</i>	<i>Time</i>	<i>Km/h</i>	<i>Rider's Lap</i>
4'30.578	74 Piotr BIESIEKIRSKI	POL	KALEX	2'10.455	162.8	2
4'51.270	21 Alonso LOPEZ	SPA	BOSCOSCURO	2'07.535	166.5	2
4'54.575	54 Fermín ALDEGUER	SPA	BOSCOSCURO	2'06.607	167.7	2
4'58.384	64 Bo BENDSNEYDER	NED	KALEX	2'05.804	168.8	2
5'53.546	96 Jake DIXON	GBR	KALEX	2'05.402	169.3	2
7'03.432	64 Bo BENDSNEYDER	NED	KALEX	2'05.048	169.8	3
7'49.699	6 Cameron BEAUBIER	USA	KALEX	2'04.911	170.0	3
7'58.149	96 Jake DIXON	GBR	KALEX	2'04.603	170.4	3
36'42.448	96 Jake DIXON	GBR	KALEX	2'04.314	170.8	12
38'46.555	96 Jake DIXON	GBR	KALEX	2'04.107	171.1	13

These data/results cannot be reproduced, stored and/or transmitted in whole or in part by any manner of electronic, mechanical, photocopying, recording, broadcasting or otherwise now known or herein after developed without the previous express consent by the copyright owner, except for reproduction in daily press and regular printed publications on sale to the public within 60 days of the event related to those data/results and always provided that copyright symbol appears together as follows below.

© DORNA, 2022

Official MotoGP Timing by TISSOT
www.motogp.com

Silverstone, Saturday, August 06, 2022

