




4542 m.

MOTUL TT ASSEN

Free Practice Nr. 3

Classification

10

		Rider	Nation	Team	Motorcycle	Time	Lap Total	Gap	Top Speed
1	37	Augusto FERNANDEZ	SPA	Red Bull KTM Ajo	KALEX	1'37.115	14 21		254.4
2	75	Albert ARENAS	SPA	Inde GASGAS Aspar Team	KALEX	1'37.180	6 19	0.065 0.065	257.6
3	64	Bo BENDSNEYDER	NED	Pertamina Mandalika SAG Team	KALEX	1'37.226	15 19	0.111 0.046	252.3
4	79	Ai OGURA	JPN	IDEMITSU Honda Team Asia	KALEX	1'37.247	10 18	0.132 0.021	257.1
5	14	Tony ARBOLINO	ITA	Elf Marc VDS Racing Team	KALEX	1'37.256	6 14	0.141 0.009	257.6
6	96	Jake DIXON	GBR	Inde GASGAS Aspar Team	KALEX	1'37.382	15 15	0.267 0.126	253.4
7	16	Joe ROBERTS	USA	Italtrans Racing Team	KALEX	1'37.419	12 18	0.304 0.037	251.8
8	12	Filip SALAC	CZE	Gresini Racing Moto2	KALEX	1'37.435	8 12	0.320 0.016	257.1
9	23	Marcel SCHROTTER	GER	Liqui Moly Intact GP	KALEX	1'37.472	18 19	0.357 0.037	257.1
10	21	Alonso LOPEZ	SPA	MB Conveyors Speed Up	BOSCOSCURO	1'37.508	10 16	0.393 0.036	252.3
11	13	Celestino VIETTI	ITA	Mooney VR46 Racing Team	KALEX	1'37.533	15 17	0.418 0.025	257.6
12	22	Sam LOWES	GBR	Elf Marc VDS Racing Team	KALEX	1'37.611	10 15	0.496 0.078	253.4
13	35	Somkiat CHANTRA	THA	IDEMITSU Honda Team Asia	KALEX	1'37.690	7 17	0.575 0.079	258.7
14	6	Cameron BEAUBIER	USA	American Racing	KALEX	1'37.714	16 18	0.599 0.024	256.0
15	9	Jorge NAVARRO	SPA	Flexbox HP40	KALEX	1'37.721	19 19	0.606 0.007	254.4
16	54	Fermín ALDEGUER	SPA	MB Conveyors Speed Up	BOSCOSCURO	1'37.721	6 19	0.606	253.9
17	18	Manuel GONZALEZ	SPA	Yamaha VR46 Master Camp Tea	KALEX	1'37.842	17 17	0.727 0.121	255.5
18	61	Alessandro ZACCONE	ITA	Gresini Racing Moto2	KALEX	1'37.868	15 15	0.753 0.026	252.8
19	7	Barry BALTUS	BEL	RW Racing GP	KALEX	1'37.881	14 16	0.766 0.013	252.8
20	19	Lorenzo DALLA PORTA	ITA	Italtrans Racing Team	KALEX	1'38.047	13 17	0.932 0.166	258.2
21	52	Jeremy ALCOBA	SPA	Liqui Moly Intact GP	KALEX	1'38.270	11 18	1.155 0.223	255.0
22	42	Marcos RAMIREZ	SPA	MV Agusta Forward Racing	MV AGUSTA	1'38.362	18 18	1.247 0.092	253.4
23	84	Zonta VAN DEN GOORBE	NED	RW Racing GP	KALEX	1'38.440	6 15	1.325 0.078	255.0
24	4	Sean Dylan KELLY	USA	American Racing	KALEX	1'38.754	19 19	1.639 0.314	253.4
25	55	Alex TOLEDO	SPA	Pertamina Mandalika SAG Team	KALEX	1'38.780	7 16	1.665 0.026	253.9
26	28	Niccolò ANTONELLI	ITA	Mooney VR46 Racing Team	KALEX	1'38.896	16 16	1.781 0.116	256.0
27	81	Keminth KUBO	THA	Yamaha VR46 Master Camp Tea	KALEX	1'39.766	16 16	2.651 0.870	253.9
28	24	Simone CORSI	ITA	MV Agusta Forward Racing	MV AGUSTA	1'39.830	7 17	2.715 0.064	252.3
Not classified									
	40	Aron CANET	SPA	Flexbox HP40	KALEX				

Practice condition: **Dry**
 Air: **22°**
 Humidity: **64%**
 Ground: **30°**

Fastest Lap:	Lap: 14	Augusto FERNANDEZ	1'37.115	168.3 Km/h
Best Race Lap:	2021	Raul FERNANDEZ	1'36.690	169.1 Km/h
All Time Lap Record:	2015	Johann ZARCO	1'36.346	169.7 Km/h

The results are provisional until the end of the limit for protest and appeals.

Time limit for protest expires 30' after publication of the results - Time:

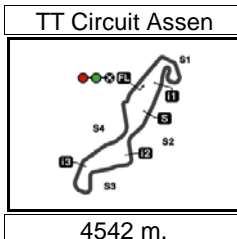
These data/results cannot be reproduced, stored and/or transmitted in whole or in part by any manner of electronic, mechanical, photocopying, recording, broadcasting or otherwise now known or herein after developed without the previous express consent by the copyright owner, except for reproduction in daily press and regular printed publications on sale to the public within 60 days of the event related to those data/results and always provided that copyright symbol appears together as follows below.

© DORNA, 2022

Official MotoGP Timing by TISSOT
 www.motogp.com

Assen, Saturday, June 25, 2022





MOTUL TT ASSEN

Free Practice Nr. 3

Combined Free Practice Times

11

	Rider	Nation	Team	MOTORCYCLE	FP1	FP2	FP3	Gap
1	37 A.FERNANDEZ	SPA	Red Bull KTM Ajo	KALEX	1'47.052 18	1'37.529 17	1'37.115 14	
2	75 A.ARENAS	SPA	Inde GASGAS Aspar Team	KALEX	1'49.585 17	1'37.569 10	1'37.180 6	0.065 0.065
3	64 B.BENDSNEYDE	NED	Pertamina Mandalika SAG Team	KALEX	1'48.899 21	1'38.275 20	1'37.226 15	0.111 0.046
4	79 A.OGURA	JPN	IDEMITSU Honda Team Asia	KALEX	1'47.640 21	1'37.710 18	1'37.247 10	0.132 0.021
5	14 T.ARBOLINO	ITA	Elf Marc VDS Racing Team	KALEX	1'47.123 21	1'38.180 16	1'37.256 6	0.141 0.009
6	96 J.DIXON	GBR	Inde GASGAS Aspar Team	KALEX	1'47.426 15	1'38.452 5	1'37.382 15	0.267 0.126
7	16 J.ROBERTS	USA	Italtrans Racing Team	KALEX	1'48.409 18	1'37.393 18	1'37.419 12	0.278 0.011
8	12 F.SALAC	CZE	Gresini Racing Moto2	KALEX	1'47.374 21	1'37.978 10	1'37.435 8	0.320 0.042
9	23 M.SCHROTTER	GER	Liqui Moly Intact GP	KALEX	1'48.089 16	1'38.401 10	1'37.472 18	0.357 0.037
10	21 A.LOPEZ	SPA	MB Conveyors Speed Up	BOSCOSCURO	1'47.621 21	1'37.942 17	1'37.508 10	0.393 0.036
11	13 C.VIETTI	ITA	Mooney VR46 Racing Team	KALEX	1'48.061 18	1'37.964 18	1'37.533 15	0.418 0.025
12	22 S.LOWES	GBR	Elf Marc VDS Racing Team	KALEX	1'47.272 21	1'38.425 7	1'37.611 10	0.496 0.078
13	35 S.CHANTRA	THA	IDEMITSU Honda Team Asia	KALEX	1'47.081 17	1'38.100 17	1'37.690 7	0.575 0.079
14	6 C.BEAUBIER	USA	American Racing	KALEX	1'47.898 16	1'38.310 16	1'37.714 16	0.599 0.024
15	9 J.NAVARRO	SPA	Flexbox HP40	KALEX	1'48.397 21	1'37.973 16	1'37.721 19	0.606 0.007
16	54 F.ALDEGUER	SPA	MB Conveyors Speed Up	BOSCOSCURO	1'46.962 18	1'37.840 18	1'37.721 6	0.606
17	18 M.GONZALEZ	SPA	Yamaha VR46 Master Camp Team	KALEX	1'50.792 17	1'38.434 13	1'37.842 17	0.727 0.121
18	61 A.ZACCONE	ITA	Gresini Racing Moto2	KALEX	1'47.894 18	1'38.252 17	1'37.868 15	0.753 0.026
19	7 B.BALTUS	BEL	RW Racing GP	KALEX	1'49.550 12	1'38.794 5	1'37.881 14	0.766 0.013
20	40 A.CANET	SPA	Flexbox HP40	KALEX	1'46.877 16	1'37.960 9		0.845 0.079
21	19 L.DALLA PORTA	ITA	Italtrans Racing Team	KALEX	1'50.548 17	1'39.102 15	1'38.047 13	0.932 0.087
22	42 M.RAMIREZ	SPA	MV Agusta Forward Racing	MV AGUSTA	1'51.832 15	1'38.076 17	1'38.362 18	0.961 0.029
23	52 J.ALCOBA	SPA	Liqui Moly Intact GP	KALEX	1'48.179 18	1'38.561 19	1'38.270 11	1.155 0.194
24	84 Z.VAN DEN GOO	NED	RW Racing GP	KALEX	1'48.145 18	1'39.295 16	1'38.440 6	1.325 0.170
25	4 S.KELLY	USA	American Racing	KALEX	1'48.942 21	1'40.071 11	1'38.754 19	1.639 0.314
26	55 A.TOLEDO	SPA	Pertamina Mandalika SAG Team	KALEX	1'49.699 21	1'39.505 18	1'38.780 7	1.665 0.026
27	28 N.ANTONELLI	ITA	Mooney VR46 Racing Team	KALEX	1'48.619 17	1'39.664 17	1'38.896 16	1.781 0.116
28	81 K.KUBO	THA	Yamaha VR46 Master Camp Team	KALEX	1'51.274 17	1'40.533 10	1'39.766 16	2.651 0.870
29	24 S.CORSI	ITA	MV Agusta Forward Racing	MV AGUSTA	1'52.622 17	1'40.252 15	1'39.830 7	2.715 0.064

Pole Position Record:	2015	Johann ZARCO	1'36.346	169.7 Km/h
Best Race Lap:	2021	Raul FERNANDEZ	1'36.690	169.1 Km/h
All Time Lap Record:	2015	Johann ZARCO	1'36.346	169.7 Km/h

The results are provisional until the end of the limit for protest and appeals.

Time limit for protest expires 60' after publication of the results - Time:

These data/results cannot be reproduced, stored and/or transmitted in whole or in part by any manner of electronic, mechanical, photocopying, recording, broadcasting or otherwise now known or herein after developed without the previous express consent by the copyright owner, except for reproduction in daily press and regular printed publications on sale to the public within 60 days of the event related to those data/results and always provided that copyright symbol appears together as follows below.

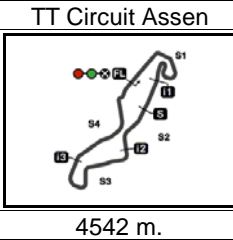
© DORNA, 2022

Official MotoGP Timing by TISSOT
www.motogp.com

Assen, Saturday, June 25, 2022







MOTUL TT ASSEN

Free Practice Nr. 3

Top Speed & Average

12



Rider	Nation	Motorcycle	Top 5 speeds					Average	Top
35 Somkiat CHANTRA	THA	KALEX	258.7	256.0	255.5	255.0	253.9	255.3	258.7
19 Lorenzo DALLA PORTA	ITA	KALEX	258.2	257.6	257.1	256.6	256.0	256.9	258.2
13 Celestino VIETTI	ITA	KALEX	257.6	256.6	256.0	255.5	255.5	256.2	257.6
14 Tony ARBOLINO	ITA	KALEX	257.6	257.1	256.6	256.6	256.0	256.7	257.6
75 Albert ARENAS	SPA	KALEX	257.6	257.1	256.6	256.6	256.0	256.8	257.6
12 Filip SALAC	CZE	KALEX	257.1	256.6	255.5	253.9	253.4	255.0	257.1
23 Marcel SCHROTTER	GER	KALEX	257.1	256.0	255.5	255.0	255.0	255.6	257.1
79 Ai OGURA	JPN	KALEX	257.1	256.0	255.0	255.0	255.0	255.5	257.1
6 Cameron BEAUBIER	USA	KALEX	256.0	254.4	254.4	253.4	253.4	254.2	256.0
28 Niccolò ANTONELLI	ITA	KALEX	256.0	256.0	254.4	254.4	254.4	255.0	256.0
18 Manuel GONZALEZ	SPA	KALEX	255.5	255.5	255.0	254.4	254.4	254.9	255.5
52 Jeremy ALCOBA	SPA	KALEX	255.0	255.0	254.4	254.4	254.4	254.6	255.0
84 Zonta VAN DEN GOORBERGH	NED	KALEX	255.0	254.4	253.9	253.4	252.8	253.5	255.0
9 Jorge NAVARRO	SPA	KALEX	254.4	254.4	253.9	253.9	253.9	254.1	254.4
37 Augusto FERNANDEZ	SPA	KALEX	254.4	252.8	252.3	251.3	251.3	252.0	254.4
54 Fermín ALDEGUER	SPA	BOSCOSCURO	253.9	252.3	252.3	252.3	251.8	252.4	253.9
55 Alex TOLEDO	SPA	KALEX	253.9	253.9	253.4	253.4	252.3	253.2	253.9
81 Keminth KUBO	THA	KALEX	253.9	253.9	252.3	251.8	251.3	252.3	253.9
4 Sean Dylan KELLY	USA	KALEX	253.4	251.3	251.3	250.8	250.8	251.5	253.4
22 Sam LOWES	GBR	KALEX	253.4	252.8	252.8	252.3	251.8	252.6	253.4
42 Marcos RAMIREZ	SPA	MV AGUSTA	253.4	252.3	251.3	251.3	250.3	251.7	253.4
96 Jake DIXON	GBR	KALEX	253.4	253.4	252.3	252.3	251.8	252.5	253.4
7 Barry BALTUS	BEL	KALEX	252.8	251.8	251.8	251.3	251.3	251.8	252.8
61 Alessandro ZACCONE	ITA	KALEX	252.8	251.3	250.3	250.3	249.7	250.9	252.8
21 Alonso LOPEZ	SPA	BOSCOSCURO	252.3	252.3	252.3	251.8	251.8	252.0	252.3
24 Simone CORSI	ITA	MV AGUSTA	252.3	252.3	250.3	249.7	249.2	250.8	252.3
64 Bo BENDSNEYDER	NED	KALEX	252.3	251.8	251.8	251.8	251.8	251.9	252.3
16 Joe ROBERTS	USA	KALEX	251.8	251.8	251.3	251.3	250.8	251.2	251.8
40 Aron CANET	SPA	KALEX	251.8	244.3	213.6			236.6	251.8

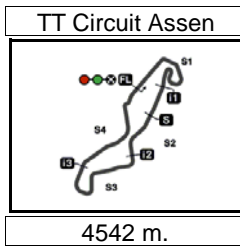
These data/results cannot be reproduced, stored and/or transmitted in whole or in part by any manner of electronic, mechanical, photocopying, recording, broadcasting or otherwise now known or herein after developed without the previous express consent by the copyright owner, except for reproduction in daily press and regular printed publications on sale to the public within 60 days of the event related to those data/results and always provided that copyright symbol appears together as follows below.

© DORNA, 2022

Official MotoGP Timing by TISSOT
www.motogp.com



Assen, Saturday, June 25, 2022



MOTUL TT ASSEN
Free Practice Nr. 3

Chronological Analysis of Performances

13

* Lap / Sector time cancelled **T1** Time from finish line to 1st intermediate **T3** Time from 2nd intermed. to 3rd intermed.
P Crossing the finish line in pit lane **T2** Time from 1st intermed. to 2nd intermed. **T4** Time from 3rd intermediate to finish line

Lap	Lap Time	T1	T2	T3	T4	Speed	Lap	Lap Time	T1	T2	T3	T4	Speed						
1st 37 Augusto FERNAND Red Bull KTM Ajo SPA Runs=1 Total laps=21 Full laps=15							3rd 64 Bo BENDSNEYDER Pertamina Mandalika NED Runs=1 Total laps=19 Full laps=15												
1	2'42.008	33.612	16.073	29.153	23.072	248.2	1	2'33.194	34.181	15.549	30.808	23.288	250.3						
2	1'38.536	32.163	15.276	28.329	22.768	251.3	2	1'38.252	32.123	15.011	28.392	22.726	251.3						
3	1'38.626	32.461	15.286	28.247	22.632	249.2	3	1'37.912	32.140	15.100	28.169	22.503	250.3						
4	1'38.002 *	32.024	15.108	28.086	22.784*	250.3	4	1'37.517	31.987	14.916	28.132	22.482	251.8						
5	1'37.392	31.793	15.067	27.988	22.544	251.3	5	1'38.191	32.012	15.222	28.377	22.580	252.3						
6	1'37.142	31.658	15.038	28.030	22.416	251.3	6	1'38.070	32.227	15.077	28.238	22.528	250.8						
7	1'42.093	34.833	15.553	28.755	22.952	245.2	7	1'37.672	31.975	15.019	28.231	22.447	250.8						
8	1'47.628	31.919	15.075	31.250	29.384	250.3	8	1'37.793	32.049	15.043	28.256	22.445	251.8						
9	1'38.226	31.925	14.891	28.400	23.010	252.8	9	1'37.786	31.982	14.952	28.250	22.602	251.3						
10	1'39.239 *	31.814	15.075	29.372	22.978*	250.8	10	1'39.774	33.175	15.728	28.323	22.548	233.1						
11	1'37.263	31.836	14.984	27.952	22.491	252.3	11	1'37.804	31.935	15.031	28.235	22.603	250.8						
12	1'38.842	31.874	14.969	28.267	23.732	254.4	12	1'48.172 P	34.412	15.312	28.803	29.645	250.8						
13	1'37.440	31.798	15.090	28.103	22.449	248.7	13	10'53.324	30.779	15.378	28.742	22.660	249.7						
14	1'37.115	31.609	14.994	28.026	22.486	250.8	14	1'37.563	32.088	14.935	28.123	22.417	250.8						
15	1'47.588 P	33.804	15.749	28.739	29.296	249.2	15	1'37.226	31.826	14.910	28.067	22.423	251.3						
16	7'15.368	34.637	15.358	28.252	22.604	249.2	16	1'37.365	31.956	14.896	28.064	22.449	251.8						
17	1'37.307	31.636	15.058	28.059	22.554	249.7	17	1'37.660	31.946	14.937	28.210	22.567	251.8						
18	1'37.259	31.602	14.994	28.090	22.573	250.3	18	1'38.136 *	31.932	14.991	28.218	22.995*	250.8						
19	1'39.485	31.832	15.083	29.596	22.974	249.7	19	1'37.897	32.004	14.977	28.251	22.665	250.3						
20	1'37.647 *	31.765	14.942	28.181	22.759*	251.3	4th 79 Ai OGURA IDEMITSU Honda Te JPN Runs=1 Total laps=18 Full laps=13												
21	1'37.417	31.766	15.026	28.087	22.538	251.3	1	2'46.627	32.715	15.517	29.137	23.064	251.3						
2nd 75 Albert ARENAS Inde GASGAS Aspar SPA Runs=1 Total laps=19 Full laps=12							2							1'38.000	32.221	14.978	28.231	22.570	253.9
1	2'36.939	37.040	16.060	29.982	30.372	248.2	3	1'38.623 *	32.197	14.922	28.660	22.844*	253.9						
2	1'41.910	33.019	17.328	28.604	22.959	203.6	4	1'42.839 *	33.03*	18.172	28.530	23.105	174.1						
3	1'37.682	32.169	14.991	28.065	22.457	253.9	5	1'37.822	32.045	14.938	28.434	22.405	254.4						
4	1'37.513	31.863	14.868	28.129	22.653	256.6	6	1'38.050	32.014	15.119	28.335	22.582	254.4						
5	1'39.301	33.061	15.238	28.450	22.552	248.7	7	1'37.326	31.907	14.875	28.094	22.450	253.9						
6	1'37.180	31.764	14.886	28.079	22.451	253.9	8	1'39.133	32.227	15.267	28.743	22.896	257.1						
7	1'43.477	35.292	16.910	28.348	22.927	208.5	9	1'37.501	32.005	14.826	28.203	22.467	256.0						
8	1'48.477 *	31.932	14.998	32.434	29.113*	255.5	10	1'37.247	31.888	14.938	28.058	22.363	255.0						
9	1'37.753 *	32.15*	14.860	28.076	22.659	256.6	11	1'56.752 P	37.855	18.616	28.734	31.547	145.3						
10	1'37.975	32.173	14.908	28.267	22.627	257.1	12	12'19.344	36.349	15.566	28.905	22.651	252.8						
11	1'37.710	32.160	14.960	28.163	22.427	252.3	13	1'38.638	32.912	15.052	28.209	22.465	253.9						
12	1'37.636	31.998	14.988	28.217	22.433	253.4	14	1'38.431	32.617	14.974	28.115	22.725	253.4						
13	1'39.170	33.539	15.010	28.114	22.507	254.4	15	1'38.017	32.016	15.009	28.328	22.664	252.8						
14	1'48.125 P	31.829	14.824	27.988	33.484	256.0	16	1'37.625	31.844	15.030	28.224	22.527	255.0						
15	9'09.771 *	30.992	15.193	28.372	22.771*	251.8	17	1'37.344	31.827	14.892	28.158	22.467	255.0						
16	1'37.784 *	32.09*	14.996	28.181	22.512	252.8	18	1'37.536	31.827	14.893	28.247	22.569	255.0						
17	1'37.211	31.836	14.855	28.120	22.400	257.6	5th 14 Tony ARBOLINO Elf Marc VDS Racing ITA Runs=1 Total laps=14 Full laps=9												
18	1'42.933	36.491	15.234	28.482	22.726	251.3	1	2'42.230	34.557	15.988	29.473	22.784	253.4						
19	1'37.347 *	31.897	14.855	28.111	22.484*	254.4													

Fastest Lap: Augusto FERNANDEZ Red Bull KTM Ajo SPA **1'37.115** 31.609 14.994 28.026 22.486

These data/results cannot be reproduced, stored and/or transmitted in whole or in part by any manner of electronic, mechanical, photocopying, recording, broadcasting or otherwise now known or herein after developed without the previous express consent by the copyright owner, except for reproduction in daily press and regular printed publications on sale to the public within 60 days of the event related to those data/results and always provided that copyright symbol appears together as follows below.
© DORNA, 2022



Free Practice Nr. 3

Moto2

Lap	Lap Time	T1	T2	T3	T4	Speed	Lap	Lap Time	T1	T2	T3	T4	Speed
2	1'38.433	32.237	15.148	28.419	22.629	256.6	2	1'41.012 *	32.70*	15.103	28.914*	24.286	252.3
3	1'38.657	32.534	15.299	28.382	22.442	250.8	3	1'38.272 *	32.322	14.884	28.432	22.634*	253.9
4	1'37.944	32.190	14.906	28.250	22.598	257.6	4	1'38.018	32.095	14.912	28.469	22.542	253.4
5	1'37.450	31.932	14.925	28.185	22.408	257.1	5	1'42.947 *	35.456	15.502	29.391	22.598*	243.8
6	1'37.256	31.916	14.887	28.162	22.291	256.0	6	1'37.737 *	32.11*	14.792	28.253	22.580*	253.4
7	1'42.476	32.593	15.488	30.062	24.333	245.2	7	1'41.836 *	33.253	15.182	29.700	23.701*	249.2
8	1'44.935 P	32.046	14.804	28.478	29.607	256.6	8	1'37.435	32.030	14.748	28.225	22.432	255.5
9	18'11.256	38.633	17.123	31.515	27.350	209.9	9	1'51.517 P	35.624	15.119	28.809	31.965	251.8
10	1'39.859	32.668	15.161	29.448	22.582	251.8	10	17'18.941 *	31.447	15.332	30.191*	26.040*	250.8
11	1'42.891	32.704	16.572	30.810	22.805	233.5	11	1'44.803 *	33.73*	15.305	29.397	26.363	251.3
12	1'38.270 *	32.138	14.906	28.366	22.860*	255.5	12	1'37.747 *	32.028	14.815	28.300	22.604*	256.6
13	1'37.966 *	32.036	14.849	28.351	22.730*	256.0	unfinished	31.912	14.609	28.158		257.1	
14	1'37.768	31.965	14.896	28.336	22.571	255.5							

6th		96	Jake DIXON	Inde GASGAS Aspar		GBR
Runs=1	Total laps=15	Full laps=10				
1	2'34.789	33.683	16.178	31.433	25.637	249.7
2	1'42.968	34.469	17.055	28.571	22.873	213.2
3	1'38.277	32.383	15.048	28.273	22.573	250.3
4	1'37.925	32.098	14.962	28.219	22.646	251.8
5	1'38.306	32.169	15.067	28.402	22.668	249.2
6	1'37.945	31.991	15.018	28.309	22.627	249.7
7	1'42.628	32.081	15.020	28.394	27.133	248.7
8	1'51.600	34.997	15.107	29.730	31.766	252.3
9	1'50.874 P	32.70*	15.212	31.882	31.076	253.4
10	16'16.740	40.958	17.051	32.440	24.809	232.6
11	1'40.222	32.285	15.088	29.822	23.027	251.3
12	1'37.642	31.889	15.040	28.133	22.580	252.3
13	1'37.725 *	31.902	15.004	28.135	22.684*	251.8
14	1'42.891 *	32.016	16.770	31.452	22.653*	235.3
15	1'37.382	31.915	14.949	28.063	22.455	253.4

7th		16	Joe ROBERTS	Italtrans Racing Team		USA
Runs=1	Total laps=18	Full laps=13				
1	2'53.544 *	32.608	15.676	28.720	22.911*	246.7
2	1'38.630	32.395	15.176	28.465	22.594	249.7
3	1'41.198	34.970	15.208	28.397	22.623	247.2
4	1'38.001	32.179	14.984	28.247	22.591	249.7
5	1'37.778	32.227	14.916	28.220	22.415	249.7
6	1'37.636	32.064	14.857	28.361	22.354	251.8
7	1'37.971	32.089	14.968	28.339	22.575	251.8
8	1'38.914	32.371	15.035	28.451	23.057	250.8
9	1'50.753 P	34.598	15.446	29.674	31.035	249.2
10	11'22.329	33.268	15.499	28.826	22.671	246.7
11	1'37.870	32.170	14.974	28.299	22.427	249.7
12	1'37.419	31.967	14.836	28.200	22.416	250.3
13	1'37.607	32.061	14.870	28.164	22.512	249.7
14	1'37.665	32.012	14.883	28.110	22.660	249.7
15	1'45.318	38.497	15.144	28.903	22.774	250.8
16	1'38.277 *	32.109	14.950	28.307	22.911*	251.3
17	1'37.790 *	32.034	14.844	28.346	22.566*	251.3
18	1'37.453	31.971	14.947	28.112	22.423	250.8

8th		12	Filip SALAC	Gresini Racing Moto2		CZE
Runs=2	Total laps=13	Full laps=2				
1	2'35.156 *	38.527	15.439	31.307	32.274*	249.2

9th		23	Marcel SCHROTTE	Liqui Moly Intact GP		GER
Runs=1	Total laps=19	Full laps=11				
1	2'10.605	33.194	15.788	29.976	26.491	251.8
2	1'38.543	32.476	15.094	28.341	22.632	253.9
3	1'37.661	32.046	14.953	28.172	22.490	255.0
4	1'37.686	32.008	14.992	28.231	22.455	253.9
5	1'48.653	35.267	18.501	31.937	22.948	177.1
6	1'44.765 *	32.175	15.465	33.313	23.812*	253.4
7	1'37.912 *	32.117	15.041	28.242	22.512*	253.4
8	1'37.913	32.094	14.904	28.244	22.671	255.0
9	1'37.740	31.986	14.936	28.174	22.644	254.4
10	1'51.921	39.183	20.300	29.542	22.896	178.9
11	1'43.974 P	32.074	15.056	28.302	28.542	252.8
12	10'45.534 *	33.387	15.554	29.675	22.876*	251.3
13	1'38.400	32.227	15.052	28.423	22.698	253.4
14	1'37.662	32.090	14.967	28.159	22.446	253.4
15	1'41.723 *	31.990	15.037	28.275	26.421*	252.8
16	1'54.230 *	32.059			26.554*	255.5
17	1'37.537	32.072	14.827	28.112	22.526	257.1
18	1'37.472	31.902	14.851	28.050	22.669	256.0
19	1'37.164 *	31.916	14.814	28.052	22.382*	255.0

10th		21	Alonso LOPEZ	MB Conveyors Speed		SPA
Runs=2	Total laps=16	Full laps=8				
1	1'50.631	32.764	15.904	29.140	23.057	246.2
2	1'38.239	32.314	14.946	28.340	22.639	251.3
3	1'37.768	32.078	14.960	28.216	22.514	251.8
4	1'37.856	32.100	14.911	28.265	22.580	251.3
5	1'41.135	35.064	15.248	28.108	22.715	249.7
6	1'37.611	32.025	14.888	28.012	22.686	251.3
7	1'52.932 P	36.143	15.692	29.480	31.617	247.2
8	11'32.829	31.360	15.414	28.724	22.694	251.8
9	1'37.473 *	32.009	14.895	28.143	22.426*	252.3
10	1'37.508	31.991	14.880	28.114	22.523	251.8
11	1'48.477 P	33.022	15.203	28.680	31.572	250.8
12	6'20.726	31.187	15.129	28.485	22.803	249.7
13	1'37.793	32.098	14.857	28.210	22.628	251.8
14	1'39.242	32.500	15.183	28.719	22.840	249.7
15	1'37.504 *	32.009	14.851	28.094	22.550*	252.3
16	1'38.740 *	31.934	14.865	28.347	23.594*	252.3

Fastest Lap: Augusto FERNANDEZ Red Bull KTM Ajo SPA 1'37.115 31.609 14.994 28.026 22.486

These data/results cannot be reproduced, stored and/or transmitted in whole or in part by any manner of electronic, mechanical, photocopying, recording, broadcasting or otherwise now known or herein after developed without the previous express consent by the copyright owner, except for reproduction in daily press and regular printed publications on sale to the public within 60 days of the event related to those data/results and always provided that copyright symbol appears together as follows below.
© DORNA, 2022

Free Practice Nr. 3

Moto2

Lap	Lap Time	T1	T2	T3	T4	Speed	Lap	Lap Time	T1	T2	T3	T4	Speed
11th	13	Celestino VIETTI Mooney VR46 Racing ITA					16	1'38.158 *	32.142	14.833	28.813	22.370*	258.7
		Runs=1 Total laps=17 Full laps=12					17	1'38.091 *	32.03*	15.017	28.285	22.750*	256.0
1	2'37.767	32.873	15.897	29.463	22.998	248.7							
2	1'38.878	32.415	15.023	28.546	22.894	255.0							
3	1'47.926	35.204	19.753	30.219	22.750	188.3							
4	1'44.771	32.211	15.035	29.457	28.068	254.4							
5	1'38.692	32.401	15.159	28.452	22.680	253.9							
6	1'38.184 *	32.094	15.154	28.387	22.549*	253.4							
7	1'38.035	32.088	15.094	28.312	22.541	253.9							
8	1'38.014	32.098	14.992	28.334	22.590	255.0							
9	1'37.829	31.989	14.900	28.277	22.663	256.6							
10	1'37.944	32.083	14.987	28.300	22.574	255.5							
11	2'02.348 P	41.872	17.267	31.048	32.161	219.7							
12	12'22.550 *	31.758	15.565	29.086	22.762*	249.2							
13	1'38.272	32.234	15.033	28.392	22.613	252.8							
14	1'37.805	32.012	15.006	28.239	22.548	254.4							
15	1'37.533	32.008	14.932	28.135	22.458	257.6							
16	1'37.760 *	32.009	14.898	28.171	22.682*	256.0							
17	1'37.571	32.014	14.904	28.208	22.445	255.5							
12th	22	Sam LOWES Elf Marc VDS Racing GBR											
		Runs=2 Total laps=16 Full laps=11											
1	2'49.745	33.141	15.676	29.615	23.109	248.7							
2	1'38.050	32.308	14.916	28.286	22.540	252.8							
3	1'38.005	32.217	14.990	28.343	22.455	251.8							
4	1'37.916	32.206	14.869	28.278	22.563	252.3							
5	1'50.783	44.333	15.169	28.592	22.689	248.7							
6	1'37.685	32.068	14.879	28.264	22.474	251.3							
7	1'46.933	39.689	15.433	28.858	22.953	247.7							
8	1'37.870	32.298	14.929	28.253	22.390	251.3							
9	1'37.920	32.183	14.934	28.342	22.461	250.8							
10	1'37.611	32.060	14.914	28.182	22.455	251.3							
11	1'55.419 P	35.416	16.673	30.626	32.704	229.2							
12	10'17.800	33.799	15.358	29.143	22.854	248.7							
13	1'38.062	32.465	14.917	28.279	22.401	251.3							
14	1'37.709	32.041	14.882	28.317	22.469	253.4							
15	1'55.962 *	40.826	23.002	29.603	22.531*	140.6							
	unfinished	32.085	14.959	28.050		252.8							
13th	35	Somkiat CHANTRA IDEMITSU Honda Te THA											
		Runs=1 Total laps=17 Full laps=6											
1	2'35.864	31.580	15.728	28.795	23.468	248.2							
2	1'39.469	32.524	15.156	28.572	23.217	255.0							
3	1'38.577	32.366	15.282	28.200	22.729	250.8							
4	1'51.111 *	44.580	15.229	28.461	22.841*	253.4							
5	1'39.821 *	34.01*	15.091	28.169	22.544	252.8							
6	1'37.720	31.970	15.037	28.152	22.561	253.9							
7	1'37.690	31.996	15.082	28.059	22.553	253.4							
8	1'38.890 *	32.265	15.075	28.325	23.225*	253.9							
9	1'38.930 *	32.42*	15.130	28.493	22.885	253.4							
10	1'42.450 *	36.120	15.285	28.632	22.413*	253.9							
11	1'47.842 P	32.39*	15.930	28.811	30.705	240.0							
12	12'18.493	35.008	15.484	28.766	22.964	249.2							
13	1'39.353	32.294	15.304	28.554	23.201	250.8							
14	1'41.050 *	34.625	15.356	28.254	22.815*	246.2							
15	1'38.952	32.557	15.019	28.747	22.629	255.5							
14th	6	Cameron BEAUBIE American Racing USA											
		Runs=1 Total laps=18 Full laps=12											
1	2'35.363	34.195	15.902	30.055	29.321	243.3							
2	1'44.063	32.762	15.146	29.279	26.876	250.8							
3	1'38.185	32.294	15.077	28.176	22.638	251.3							
4	1'38.069	32.113	15.007	28.285	22.664	252.8							
5	1'37.985	32.039	14.945	28.339	22.662	253.4							
6	1'37.912	31.969	15.015	28.345	22.583	252.8							
7	1'41.339 *	32.160	15.018	28.417	25.744*	251.3							
8	1'51.410	35.624	14.981	29.234	31.571	253.4							
9	1'41.681	32.535	15.165	29.863	24.118	251.3							
10	1'39.045	32.131	15.394	28.730	22.790	254.4							
11	1'38.635	32.221	15.204	28.520	22.690	251.8							
12	1'38.379	32.021	15.246	28.472	22.640	251.3							
13	1'50.831 P	33.395	15.469	29.538	32.429	249.7							
14	10'39.910	39.284	15.497	28.739	23.260	250.8							
15	1'45.346	32.510	15.701	28.914	28.221	251.8							
16	1'37.714	32.087	14.834	28.301	22.492	256.0							
17	1'39.085 *	33.008	15.124	28.303	22.650*	253.4							
18	1'44.961 *	32.034	14.878	31.122*	26.927	254.4							
15th	9	Jorge NAVARRO Flexbox HP40 SPA											
		Runs=1 Total laps=19 Full laps=12											
1	2'09.027	31.649	15.646	29.042	23.626	251.8							
2	1'38.969	32.554	15.124	28.464	22.827	253.4							
3	1'38.283	32.171	15.135	28.325	22.652	252.8							
4	1'38.186 *	32.124	14.999	28.256	22.807*	254.4							
5	1'50.576	35.995	19.109	29.681	25.791	166.0							
6	1'38.877	32.260	15.117	28.615	22.885	253.9							
7	1'38.035	32.050	15.029	28.319	22.637	252.8							
8	1'38.270 *	32.212	15.107	28.265	22.686*	251.8							
9	1'38.118	32.044	15.011	28.313	22.750	253.4							
10	1'58.136 P	42.374	15.667	28.797	31.298	246.2							
11	9'50.388	32.105	15.453	28.560	22.742	251.3							
12	1'38.244	32.242	15.063	28.259	22.680	251.8							
13	1'38.000	32.091	15.023	28.303	22.583	252.8							
14	1'43.410	32.211	14.998	32.421	23.780	251.8							
15	1'37.951	32.081	15.015	28.219	22.636	252.3							
16	1'37.757	31.941	14.990	28.205	22.621	253.9							
17	1'42.273 *	32.067	15.003	30.472	24.731*	254.4							
18	1'38.041 *	32.029	14.912	28.287*	22.813*	253.9							
19	1'37.721	32.049	14.992	28.170	22.510	253.9							
16th	54	Fermín ALDEGUER MB Conveyors Speed SPA											
		Runs=2 Total laps=19 Full laps=9											
1	1'45.093	33.990	15.945	30.094	23.410	247.7							
2	1'39.270	32.710	15.143	28.612	22.805	250.8							
3	1'37.886	32.275	14.959	28.154	22.498	250.8							
4	1'43.695	32.188	15.184	33.053	23.270	248.7							
5	1'41.558	32.151	15.020	31.141	23.246	249.7							
6	1'37.721	32.053	15.023	28.252	22.393	251.8							
7	1'37.879	32.084	15.008	28.303	22.484	249.7							
8	1'51.968 P	34.63*	16.362	29.679	31.293	246.2							

Fastest Lap: Augusto FERNANDEZ Red Bull KTM Ajo SPA **1'37.115** 31.609 14.994 28.026 22.486

These data/results cannot be reproduced, stored and/or transmitted in whole or in part by any manner of electronic, mechanical, photocopying, recording, broadcasting or otherwise now known or herein after developed without the previous express consent by the copyright owner, except for reproduction in daily press and regular printed publications on sale to the public within 60 days of the event related to those data/results and always provided that copyright symbol appears together as follows below.
© DORNA, 2022



Free Practice Nr. 3

Moto2

Lap	Lap Time	T1	T2	T3	T4	Speed	Lap	Lap Time	T1	T2	T3	T4	Speed
9	6'32.699	32.865	16.143	29.201	22.913	248.7	5	1'48.827 *	34.532	15.548	33.227	25.520*	248.2
10	1'39.084 *	32.434	15.062	28.634	22.954*	250.8	6	1'39.018 *	32.28*	15.102	28.779	22.853	250.3
11	1'37.770	32.160	14.936	28.265	22.409	252.3	7	1'38.442	32.204	15.117	28.404	22.717	248.2
12	1'37.774	32.073	14.937	28.315	22.449	251.8	8	1'39.447 *	33.34*	15.097	28.364	22.637	248.7
13	1'37.862 *	32.094	14.943	28.211	22.614*	251.3	9	1'37.925	32.042	14.975	28.356	22.552	251.3
14	1'50.930 P	35.667	15.852	28.894	30.517	248.7	10	1'50.710 P	35.166	16.096	29.615	29.833	236.7
15	5'47.026	39.662	15.840	29.214	23.319	248.7	11	14'27.931	37.111	16.673	29.485	23.775	204.6
16	1'39.899	32.870	15.414	28.613	23.002	252.3	12	1'39.295	32.245	15.256	28.530	23.264	249.2
17	1'38.736 *	<u>32.035</u>	15.048	28.664	22.989*	<u>253.9</u>	13	1'40.196 *	34.074	15.143	28.246*	22.733	247.2
18	1'38.164 *	32.190	15.005	28.228	22.741*	252.3	14	<u>1'37.881</u>	32.060	15.012	28.311	<u>22.498</u>	250.3
19	1'38.712 *	32.32*	<u>14.923</u>	28.422	23.039	250.8	15	1'38.231 *	<u>32.003</u>	<u>14.970</u>	28.278	22.980*	251.8
							16	1'38.599 *	32.212	15.141	28.544*	22.702*	247.7

17th 18 Manuel GONZALEZ Yamaha VR46 Master SPA

	Runs=1	Total laps=17	Full laps=8			
1	2'21.083	33.134	15.482	29.014	22.969	252.3
2	1'38.345	32.195	15.161	28.322	22.667	251.8
3	1'38.019	32.081	15.221	28.171	<u>22.546</u>	251.3
4	1'37.995	31.994	15.124	28.319	22.558	252.3
5	1'41.085	32.003	15.127	30.569	23.386	253.4
6	1'39.691	32.023	15.018	28.245	24.405	254.4
7	1'45.436 *	32.034	15.510	33.304	24.588*	255.0
8	1'42.199 *	32.00*	15.068	28.457	26.671	253.9
9	1'37.954	32.051	15.054	28.212	22.637	252.8
10	1'38.917 *	32.076	15.380	28.706	22.755*	254.4
11	1'38.034	32.042	15.081	28.326	22.585	252.8
12	1'52.310 P	35.336	15.922	30.018	31.034	248.7
13	12'42.240	39.418	15.382	28.690	22.981	252.3
14	1'44.635 *	32.125	15.427	28.678	28.405*	<u>255.5</u>
15	1'37.711 *	31.99*	<u>14.920</u>	<u>28.165</u>	22.630	254.4
16	1'58.952 *	35.132	15.261	45.018	23.541*	255.5
17	<u>1'37.842</u>	<u>31.931</u>	14.951	28.172	22.788	253.9

18th 61 Alessandro ZACCO Gresini Racing Moto2 ITA

	Runs=1	Total laps=15	Full laps=10			
1	2'03.987	38.060	16.446	30.159	23.629	240.9
2	1'40.381	33.256	15.211	28.793	23.121	247.7
3	1'39.475	32.646	15.255	28.683	22.891	245.2
4	1'39.147	32.522	15.082	28.674	22.869	248.2
5	1'45.966	33.521	15.265	30.044	27.136	246.7
6	1'45.224	33.285	16.281	32.309	23.349	229.6
7	1'38.639	32.529	15.030	28.509	22.571	248.2
8	1'38.213	32.429	14.913	28.380	<u>22.491</u>	250.3
9	1'38.793 *	32.496	14.900	28.491	22.906*	249.7
10	1'54.177 P	36.221	16.137	29.938	31.881	242.8
11	15'58.178 *	31.929	15.430	29.383	22.832*	246.7
12	1'44.839	34.047	15.495	31.283	24.014	243.8
13	1'38.335 *	32.373	14.946	28.377	22.639*	251.3
14	1'39.910	32.695	14.901	29.411	22.903	<u>252.8</u>
15	<u>1'37.868</u>	<u>32.262</u>	<u>14.776</u>	<u>28.269</u>	22.561	250.3

19th 7 Barry BALTUS RW Racing GP BEL

	Runs=1	Total laps=16	Full laps=7			
1	2'09.659	32.078	15.486	30.445	26.831	245.2
2	1'38.714	32.387	15.059	28.435	22.833	251.8
3	1'38.037	32.072	15.057	28.260	22.648	251.3
4	1'38.414	32.200	15.005	<u>28.244</u>	22.965	<u>252.8</u>

20th 19 Lorenzo DALLA PO Italtrans Racing Team ITA

	Runs=2	Total laps=17	Full laps=10			
1	2'54.754	32.513	15.606	29.028	23.495	252.3
2	1'39.875	32.665	15.336	28.689	23.185	254.4
3	1'39.321	32.832	15.180	28.423	22.886	252.8
4	1'38.266	32.277	14.991	<u>28.261</u>	22.737	256.6
5	1'42.716	36.046	15.292	28.570	22.808	249.2
6	1'41.878	32.379	15.393	30.748	23.358	256.0
7	1'47.036 P	32.499	15.218	28.548	30.771	253.4
8	9'20.263	31.600	15.362	28.859	23.260	252.8
9	1'39.474	32.632	15.299	28.630	22.913	253.9
10	1'39.173	32.476	15.227	28.570	22.900	253.4
11	1'48.867 P	33.425	15.601	29.574	30.267	249.2
12	4'31.699	31.730	15.526	29.108	22.991	248.2
13	<u>1'38.047</u>	32.177	<u>14.954</u>	28.308	<u>22.608</u>	256.0
14	1'38.279 *	32.207	14.978	28.290	22.804*	257.6
15	1'38.211	32.093	14.963	28.330	22.825	<u>258.2</u>
16	1'56.005 *	<u>32.056</u>	15.472	44.790*	23.687*	257.1
17	1'38.656	32.230	15.067	28.298	23.061	255.5

21st 52 Jeremy ALCOBA Liqui Moly Intact GP SPA

	Runs=1	Total laps=18	Full laps=12			
1	2'11.397	33.265	15.616	28.825	25.280	251.3
2	1'39.400 *	32.68*	15.257	28.562	22.899	<u>255.0</u>
3	1'39.467	32.750	15.257	28.518	22.942	254.4
4	1'38.892	32.406	15.163	28.431	22.892	252.8
5	1'39.084	32.181	15.083	28.315	23.505	253.9
6	1'50.387 *	39.65*	15.186	28.520	27.031	253.9
7	1'38.451	32.307	<u>15.035</u>	28.290	22.819	253.4
8	1'38.782	32.422	15.076	28.367	22.917	252.8
9	1'42.039	34.080	16.563	28.514	22.882	209.2
10	1'39.319	32.476	15.472	28.477	22.894	245.2
11	<u>1'38.270</u>	32.165	15.075	<u>28.249</u>	<u>22.781</u>	253.4
12	1'49.022 P	34.731	15.402	28.870	30.019	245.7
13	11'19.545	30.847	15.415	29.003	22.989	250.8
14	1'39.163	32.805	15.277	28.285	22.796	251.8
15	1'38.488	32.248	15.036	28.395	22.809	254.4
16	1'38.414	32.174	15.048	28.290	22.902	255.0
17	1'55.607 *	32.971	15.038	43.411	24.187*	254.4
18	1'38.412	<u>32.127</u>	15.111	28.317	22.857	253.4

Fastest Lap: Augusto FERNANDEZ Red Bull KTM Ajo SPA **1'37.115** 31.609 14.994 28.026 22.486

These data/results cannot be reproduced, stored and/or transmitted in whole or in part by any manner of electronic, mechanical, photocopying, recording, broadcasting or otherwise now known or herein after developed without the previous express consent by the copyright owner, except for reproduction in daily press and regular printed publications on sale to the public within 60 days of the event related to those data/results and always provided that copyright symbol appears together as follows below.
© DORNA, 2022

Official MotoGP Timing by TISSOT
www.motogp.com

Assen, Saturday, June 25, 2022

Page 4 of 6



Free Practice Nr. 3

Moto2

Lap	Lap Time	T1	T2	T3	T4	Speed	Lap	Lap Time	T1	T2	T3	T4	Speed	
22nd	42	Marcos RAMIREZ MV Agusta Forward R SPA						16	1'52.522	32.386	15.682	37.595	26.859	249.2
		Runs=2	Total laps=18	Full laps=9			17	2'12.302 P	34.41*	17.035	35.113	45.736	246.2	
1	1'51.258	31.432	15.872	29.255	23.169	248.2	18	3'41.199	32.482	15.620	32.592	23.162	251.3	
2	1'40.252	33.097	15.539	28.570	23.046	249.2	19	1'38.754	32.278	15.229	28.200	23.047	253.4	
3	1'39.083	32.537	15.183	28.517	22.846	248.7								
4	1'38.862	32.432	15.182	28.509	22.739	249.2	25th	55	Alex TOLEDO Pertamina Mandalika SPA					
5	1'38.892	32.477	15.099	28.469	22.847	249.7			Runs=1	Total laps=16	Full laps=10			
6	1'38.582	32.316	15.082	28.407	22.777	249.7	1	2'10.535	33.124	15.882	29.604	29.182	246.7	
7	1'45.395	37.363	15.338	29.674	23.020	247.2	2	1'40.175	32.947	15.427	28.610	23.191	251.3	
8	1'40.424	32.880	15.244	29.485	22.815	249.2	3	1'39.715	32.704	15.288	28.805	22.918	251.3	
9	1'49.118 P	32.767	15.196	30.255	30.900	248.7	4	1'38.880	32.500	15.187	28.389	22.804	252.3	
10	6'59.388	31.023	15.373	29.026	22.971	248.2	5	1'39.377 *	32.285	15.234	28.458	23.400*	253.9	
11	1'48.219 P	32.634	15.167	28.711	31.707	250.3	6	1'45.864	32.968	17.858	31.845	23.193	184.8	
12	6'48.246	30.586	15.436	28.673	22.904	248.2	7	1'38.780	32.371	15.173	28.328	22.908	251.8	
13	1'38.167 *	32.313	15.159	28.375	22.320*	249.2	8	1'41.044	33.031	15.487	29.647	22.879	250.3	
14	1'42.740 *	34.46*	15.446	29.287	23.539	248.2	9	1'38.831	32.271	15.127	28.479	22.954	252.3	
15	1'39.807	32.705	15.408	28.674	23.020	251.3	10	1'57.561 P	36.434	18.209	29.295	33.623	159.7	
16	1'38.877 *	32.170	14.967	28.685	23.055*	253.4	11	14'05.400	43.584	15.689	29.053	23.056	248.2	
17	1'38.133 *	32.132	14.973	28.324	22.704*	252.3	12	1'40.825 *	32.68*	15.258	28.664	24.214	251.3	
18	1'38.362	32.264	14.961	28.352	22.785	251.3	13	1'39.059	32.430	15.136	28.511	22.982	253.9	
23rd	84	Zonta VAN DEN GO RW Racing GP NED						14	1'49.105	32.580	15.378	33.866	27.281	247.7
		Runs=1	Total laps=15	Full laps=10			15	1'40.486	32.613	15.189	29.498	23.186	253.4	
1	1'51.720	32.916	15.858	29.409	23.321	250.3	16	1'39.261 *	32.460	15.168	28.619	23.014*	253.4	
2	1'40.067	32.896	15.449	28.674	23.048	252.3	26th	28	Niccolò ANTONELL Mooney VR46 Racing ITA					
3	1'39.070	32.481	15.193	28.575	22.821	252.8			Runs=1	Total laps=16	Full laps=10			
4	1'38.872	32.350	15.170	28.574	22.778	252.8	1	2'39.974	32.205	15.669	29.529	23.595	251.3	
5	1'38.939	32.355	15.143	28.375	23.066	252.8	2	1'40.330	32.937	15.235	28.923	23.235	253.4	
6	1'38.440	32.159	15.076	28.389	22.816	252.8	3	1'39.853	32.794	15.375	28.767	22.917	246.7	
7	1'44.251	35.918	15.434	29.602	23.297	248.7	4	1'39.267	32.543	15.063	28.534	23.127	256.0	
8	1'42.324	32.338	15.284	31.590	23.112	250.8	5	1'39.204	32.442	15.186	28.518	23.058	254.4	
9	1'49.675 P	32.330	15.072	30.162	32.111	252.3	6	1'39.404	32.414	15.162	28.598	23.230	253.4	
10	16'13.320	30.492	15.404	28.885	23.095	249.2	7	1'39.297	32.474	15.186	28.558	23.079	253.4	
11	1'40.147	32.332	15.236	29.336	23.243	253.4	8	1'47.504	32.540	15.149	28.742	31.073	253.9	
12	1'51.467	32.245	15.123	37.279	26.820	250.8	9	1'39.491	32.728	15.018	28.741	23.004	256.0	
13	1'38.697 *	32.283	15.045	28.533	22.836*	253.9	10	1'49.753 P	33.406	15.816	29.216	31.315	247.2	
14	1'39.123 *	32.151	15.002	28.447	23.523*	254.4	11	14'49.768 *	37.365	15.649	29.156	23.374*	249.7	
15	1'38.971	32.184	15.141	28.655	22.991	255.0	12	1'41.820	34.216	15.843	28.763	22.998	242.8	
24th	4	Sean Dylan KELLY American Racing USA						13	1'40.164 *	33.34*	15.212	28.593	23.012	253.9
		Runs=2	Total laps=19	Full laps=13			14	1'39.246 *	32.478	15.157	28.525	23.086*	254.4	
1	2'22.593	35.335	16.086	29.262	23.766	246.2	15	1'39.154 *	32.378	15.139	28.591	23.046*	254.4	
2	1'42.376 *	32.943	16.169	29.837	23.427*	250.8	16	1'38.896	32.316	15.135	28.552	22.893	253.9	
3	1'40.122	32.827	15.548	28.616	23.131	248.2	27th	81	Keminth KUBO Yamaha VR46 Master THA					
4	1'39.860	32.529	15.449	28.662	23.220	250.3			Runs=2	Total laps=16	Full laps=9			
5	1'39.945	32.518	15.540	28.625	23.262	249.2	1	1'52.159	33.784	15.961	30.244	23.517	245.2	
6	1'39.475	32.520	15.452	28.426	23.077	251.3	2	1'41.992	34.015	15.494	29.135	23.348	251.3	
7	1'39.328	32.393	15.449	28.480	23.006	248.7	3	1'40.413	32.872	15.332	28.913	23.296	250.3	
8	1'50.266	39.044	15.823	30.247	25.152	247.2	4	1'40.531	32.777	15.460	28.876	23.418	247.7	
9	1'39.379	32.505	15.359	28.491	23.024	250.3	5	1'40.360	32.806	15.445	28.879	23.230	248.2	
10	1'40.321	32.425	15.425	28.589	23.882	250.3	6	1'57.030 P	38.255	16.136	30.453	32.186	238.1	
11	1'39.801	32.515	15.430	28.604	23.252	249.2	7	2'05.915	32.314	15.412	28.766	23.094	251.3	
12	1'39.540	32.497	15.380	28.621	23.042	249.7	8	1'41.503	33.044	15.310	28.907	24.242	251.8	
13	1'53.286 P	36.391	15.857	29.432	31.606	248.2	9	1'40.131	32.714	15.284	28.831	23.302	251.3	
14	6'12.309	33.513	15.616	28.631	23.108	249.7	10	1'41.846	32.764	15.272	30.449	23.361	253.9	
15	1'39.201	32.319	15.369	28.376	23.137	250.8	11	1'48.402 P	32.729	15.591	28.691	31.391	247.2	

Fastest Lap: Augusto FERNANDEZ Red Bull KTM Ajo SPA **1'37.115** 31.609 14.994 28.026 22.486

These data/results cannot be reproduced, stored and/or transmitted in whole or in part by any manner of electronic, mechanical, photocopying, recording, broadcasting or otherwise now known or herein after developed without the previous express consent by the copyright owner, except for reproduction in daily press and regular printed publications on sale to the public within 60 days of the event related to those data/results and always provided that copyright symbol appears together as follows below.
© DORNA, 2022

Free Practice Nr. 3

Moto2

Lap	Lap Time	T1	T2	T3	T4	Speed	Lap	Lap Time	T1	T2	T3	T4	Speed
12	1'04.655 *	37.504	15.707	29.192	23.585*	250.3							
13	1'43.955 *	32.80!	15.479	28.731	26.940	248.7							
14	1'40.339	33.285	15.319	28.709	23.026	253.9							
15	1'39.990 *	32.660	15.284	28.708	23.338*	252.3							
16	1'39.766	32.658	15.330	28.715	23.063	250.8							

28th 24 **Simone CORSI** MV Agusta Forward R ITA
Runs=1 Total laps=17 Full laps=10

1	2'04.327	37.523	16.496	30.123	23.731	242.3							
2	1'41.053	33.248	15.505	29.111	23.189	247.2							
3	1'40.028	32.643	15.382	28.935	23.068	248.2							
4	1'40.849	33.565	15.145	28.704	23.435	252.3							
5	1'43.004	32.795	15.763	30.022	24.424	246.7							
6	1'46.163	32.956	16.053	32.986	24.168	242.3							
7	1'39.830	32.616	15.291	28.904	23.019	248.7							
8	1'42.201 *	34.611	15.311	28.991	23.288*	250.3							
9	1'40.919 *	33.46*	15.346	29.087	23.025	252.3							
10	1'52.222 P	34.97*	15.901	29.173	32.175	247.7							
11	13'29.367 *	30.715	15.702	29.247	23.383*	246.7							
12	1'44.533	32.747	17.168	31.259	23.359	222.9							
13	1'40.101	32.587	15.499	28.841	23.174	247.2							
14	1'42.306	35.139	15.411	28.726	23.030	249.2							
15	1'39.533 *	32.559	15.235	28.652	23.087*	248.2							
16	1'39.105 *	32.405	15.143	28.623	22.934*	249.7							
17	1'40.379	33.088	15.266	28.827	23.198	248.7							

29th 40 **Aron CANET** Flexbox HP40 SPA
Runs=2 Total laps=3 Full laps=0

1	2'40.276 P	33.157	16.190	30.440	31.869	251.8							
2	10'51.240	32.974	15.661	28.850	22.698	244.3							
3	1'58.821 P	38.309	17.513	30.508	32.491	213.6							

Fastest Lap: Augusto FERNANDEZ Red Bull KTM Ajo SPA **1'37.115** 31.609 14.994 28.026 22.486

These data/results cannot be reproduced, stored and/or transmitted in whole or in part by any manner of electronic, mechanical, photocopying, recording, broadcasting or otherwise now known or herein after developed without the previous express consent by the copyright owner, except for reproduction in daily press and regular printed publications on sale to the public within 60 days of the event related to those data/results and always provided that copyright symbol appears together as follows below.
© DORNA, 2022

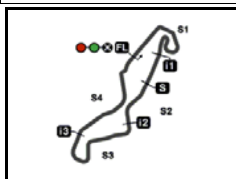
Official MotoGP Timing by TISSOT
www.motogp.com

Assen, Saturday, June 25, 2022

Page 6 of 6

moto2





4542 m.

MOTUL TT ASSEN

Free Practice Nr. 3

Best Partial Times


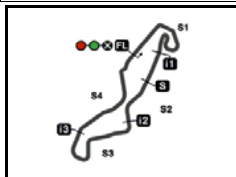
Moto2™

IT Ideal Lap Time, sum of the best partial times*BT* Best Lap Time

T1		T2		T3		T4						
Pos	Rider	Time	Rider	Time	Rider	Time	Rider	Time	Pos	Rider	IT	BT
1	A.FERNANDEZ	31.602	F.SALAC	14.609	A.FERNANDEZ	27.952	T.ARBOLINO	22.291	1	A.FERNANDEZ	1'36.861	1'37.115 (1)
2	A.ARENAS	31.764	A.ZACCONE	14.776	A.ARENAS	27.988	J.ROBERTS	22.354	2	A.ARENAS	1'36.976	1'37.180 (2)
3	B.BENDSNEYDE	31.826	T.ARBOLINO	14.804	A.LOPEZ	28.012	A.OGURA	22.363	3	A.OGURA	1'37.074	1'37.247 (4)
4	A.OGURA	31.827	M.SCHROTTER	14.814	S.LOWES	28.050	S.LOWES	22.390	4	F.SALAC	1'37.111	1'37.435 (8)
5	J.DIXON	31.889	A.ARENAS	14.824	M.SCHROTTER	28.050	F.ALDEGUER	22.393	5	T.ARBOLINO	1'37.173	1'37.256 (5)
6	M.SCHROTTER	31.902	A.OGURA	14.826	A.OGURA	28.058	A.ARENAS	22.400	6	B.BENDSNEYDE	1'37.203	1'37.226 (3)
7	F.SALAC	31.912	S.CHANTRA	14.833	S.CHANTRA	28.059	A.FERNANDEZ	22.416	7	M.SCHROTTE	1'37.212	1'37.472 (9)
8	T.ARBOLINO	31.916	C.BEAUBIER	14.834	J.DIXON	28.063	B.BENDSNEYDE	22.417	8	J.ROBERTS	1'37.267	1'37.419 (7)
9	M.GONZALEZ	31.931	J.ROBERTS	14.836	B.BENDSNEYDE	28.064	F.SALAC	22.432	9	A.LOPEZ	1'37.311	1'37.508 (10)
10	A.LOPEZ	31.934	A.LOPEZ	14.851	J.ROBERTS	28.110	C.VIETTI	22.445	10	S.LOWES	1'37.350	1'37.611 (12)
11	J.NAVARRO	31.941	S.LOWES	14.869	C.VIETTI	28.135	M.SCHROTTER	22.446	11	J.DIXON	1'37.356	1'37.382 (6)
12	J.ROBERTS	31.967	A.FERNANDEZ	14.891	F.ALDEGUER	28.154	J.DIXON	22.455	12	S.CHANTRA	1'37.406	1'37.690 (13)
13	C.BEAUBIER	31.969	B.BENDSNEYDE	14.896	F.SALAC	28.158	A.ZACCONE	22.491	13	C.VIETTI	1'37.467	1'37.533 (11)
14	S.CHANTRA	31.970	C.VIETTI	14.898	T.ARBOLINO	28.162	C.BEAUBIER	22.492	14	C.BEAUBIER	1'37.471	1'37.714 (14)
15	C.VIETTI	31.989	J.NAVARRO	14.912	M.GONZALEZ	28.165	B.BALTUS	22.498	15	F.ALDEGUER	1'37.505	1'37.721 (16)
16	B.BALTUS	32.003	M.GONZALEZ	14.920	J.NAVARRO	28.170	J.NAVARRO	22.510	16	J.NAVARRO	1'37.533	1'37.721 (15)
17	F.ALDEGUER	32.035	F.ALDEGUER	14.923	C.BEAUBIER	28.176	A.LOPEZ	22.514	17	M.GONZALEZ	1'37.562	1'37.842 (17)
18	S.LOWES	32.041	J.DIXON	14.949	S.KELLY	28.200	S.CHANTRA	22.544	18	B.BALTUS	1'37.715	1'37.881 (19)
19	L.DALLA PORTA	32.056	L.DALLA PORTA	14.954	B.BALTUS	28.244	M.GONZALEZ	22.546	19	A.ZACCONE	1'37.798	1'37.868 (18)
20	J.ALCOBA	32.127	M.RAMIREZ	14.961	J.ALCOBA	28.249	L.DALLA PORTA	22.608	20	L.DALLA POR	1'37.879	1'38.047 (20)
21	M.RAMIREZ	32.132	B.BALTUS	14.970	L.DALLA PORTA	28.261	A.CANET	22.698	21	M.RAMIREZ	1'38.156	1'38.362 (22)
22	Z.VAN DEN GOO	32.151	Z.VAN DEN GOO	15.002	A.ZACCONE	28.269	M.RAMIREZ	22.739	22	J.ALCOBA	1'38.192	1'38.270 (21)
23	A.ZACCONE	32.262	N.ANTONELLI	15.018	M.RAMIREZ	28.324	Z.VAN DEN GOO	22.778	23	Z.VAN DEN G	1'38.306	1'38.440 (23)
24	A.TOLED0	32.271	J.ALCOBA	15.035	A.TOLED0	28.328	J.ALCOBA	22.781	24	A.TOLED0	1'38.530	1'38.780 (25)

These data/results cannot be reproduced, stored and/or transmitted in whole or in part by any manner of electronic, mechanical, photocopying, recording, broadcasting or otherwise now known or herein after developed without the previous express consent by the copyright owner, except for reproduction in daily press and regular printed publications on sale to the public within 60 days of the event related to those data/results and always provided that copyright symbol appears together as follows below.
© DORNA, 2022

TT Circuit Assen

Results and timing service provided by  TISSOT

4542 m.

MOTUL TT ASSEN

Free Practice Nr. 3

Best Partial Times

Moto2™

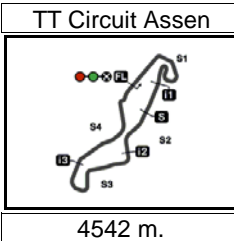
IT Ideal Lap Time, sum of the best partial times*BT* Best Lap Time

T1		T2		T3		T4				<i>IT</i>	<i>BT</i>	
<i>Pos</i>	<i>Rider</i>	<i>Time</i>	<i>Rider</i>	<i>Time</i>	<i>Rider</i>	<i>Time</i>	<i>Rider</i>	<i>Time</i>	<i>Pos</i>	<i>Rider</i>		
25	S.KELLY	32.278	A.TOLEDO	15.127	Z.VAN DEN GOO	28.375	A.TOLEDO	22.804	25	S.KELLY	1'38.713	1'38.754 (24)
26	N.ANTONELLI	32.316	S.CORSI	15.143	N.ANTONELLI	28.518	N.ANTONELLI	22.893	26	N.ANTONELLI	1'38.745	1'38.896 (26)
27	S.CORSI	32.405	S.KELLY	15.229	S.CORSI	28.623	S.KELLY	23.006	27	S.CORSI	1'39.190	1'39.830 (28)
28	K.KUBO	32.658	K.KUBO	15.272	K.KUBO	28.691	S.CORSI	23.019	28	K.KUBO	1'39.647	1'39.766 (27)
29	A.CANET	38.309	A.CANET	15.661	A.CANET	28.850	K.KUBO	23.026	-1	A.CANET		(-1)

These data/results cannot be reproduced, stored and/or transmitted in whole or in part by any manner of electronic, mechanical, photocopying, recording, broadcasting or otherwise now known or herein after developed without the previous express consent by the copyright owner, except for reproduction in daily press and regular printed publications on sale to the public within 60 days of the event related to those data/results and always provided that copyright symbol appears together as follows below.
© DORNA, 2022

Official MotoGP Timing by TISSOT
www.motogp.com






MOTUL TT ASSEN

Free Practice Nr. 3

Fastest Laps Sequence

4542 m.

<i>Practice Time</i>	 <i>Rider</i>	<i>Nation</i>	<i>Motorcycle</i>	<i>Time</i>	<i>Km/h</i>	<i>Rider's Lap</i>
3'24.363	54 Fermín ALDEGUER	SPA	BOSCOSCURO	1'39.270	164.7	2
3'28.870	21 Alonso LOPEZ	SPA	BOSCOSCURO	1'38.239	166.4	2
4'24.627	79 Ai OGURA	JPN	KALEX	1'38.000	166.8	2
5'02.249	54 Fermín ALDEGUER	SPA	BOSCOSCURO	1'37.886	167.0	3
5'06.638	21 Alonso LOPEZ	SPA	BOSCOSCURO	1'37.768	167.2	3
5'26.809	23 Marcel SCHROTTER	GER	KALEX	1'37.661	167.4	3
7'26.875	64 Bo BENDSNEYDER	NED	KALEX	1'37.517	167.6	4
7'34.044	75 Albert ARENAS	SPA	KALEX	1'37.513	167.6	4
9'14.564	37 Augusto FERNANDEZ	SPA	KALEX	1'37.392	167.8	5
10'50.525	75 Albert ARENAS	SPA	KALEX	1'37.180	168.2	6
10'51.706	37 Augusto FERNANDEZ	SPA	KALEX	1'37.142	168.3	6
24'09.552	37 Augusto FERNANDEZ	SPA	KALEX	1'37.115	168.3	14

These data/results cannot be reproduced, stored and/or transmitted in whole or in part by any manner of electronic, mechanical, photocopying, recording, broadcasting or otherwise now known or herein after developed without the previous express consent by the copyright owner, except for reproduction in daily press and regular printed publications on sale to the public within 60 days of the event related to those data/results and always provided that copyright symbol appears together as follows below.

© DORNA, 2022