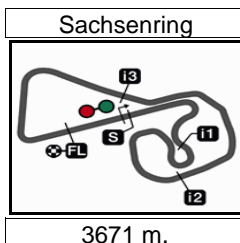


LIQUI MOLY MOTORRAD GRAND PRIX DEUTSCHLAND


Free Practice Nr. 3

Classification

10



3671 m.

		Rider	Nation	Team	Motorcycle	Time	Lap Total	Gap	Top Speed
1	12	Filip SALAC	CZE	Gresini Racing Moto2	KALEX	1'23.640	3 22		257.7
2	40	Aron CANET	SPA	Flexbox HP40	KALEX	1'23.853	4 5	0.213 0.213	253.5
3	37	Augusto FERNANDEZ	SPA	Red Bull KTM Ajo	KALEX	1'23.957	19 23	0.317 0.104	252.9
4	64	Bo BENDSNEYDER	NED	Pertamina Mandalika SAG Team	KALEX	1'24.014	3 20	0.374 0.057	252.9
5	51	Pedro ACOSTA	SPA	Red Bull KTM Ajo	KALEX	1'24.052	19 22	0.412 0.038	254.1
6	75	Albert ARENAS	SPA	GASGAS Aspar Team	KALEX	1'24.100	7 20	0.460 0.048	257.1
7	16	Joe ROBERTS	USA	Italtrans Racing Team	KALEX	1'24.122	7 18	0.482 0.022	252.3
8	21	Alonso LOPEZ	SPA	MB Conveyors Speed Up	BOSCOSCURO	1'24.132	12 21	0.492 0.010	252.3
9	6	Cameron BEAUBIER	USA	American Racing	KALEX	1'24.142	4 20	0.502 0.010	255.9
10	54	Fermín ALDEGUER	SPA	MB Conveyors Speed Up	BOSCOSCURO	1'24.231	14 21	0.591 0.089	252.9
11	19	Lorenzo DALLA PORTA	ITA	Italtrans Racing Team	KALEX	1'24.235	4 12	0.595 0.004	254.7
12	22	Sam LOWES	GBR	Elf Marc VDS Racing Team	KALEX	1'24.285	5 20	0.645 0.050	252.3
13	18	Manuel GONZALEZ	SPA	Yamaha VR46 Master Camp Tea	KALEX	1'24.288	17 19	0.648 0.003	255.3
14	79	Ai OGURA	JPN	IDEMITSU Honda Team Asia	KALEX	1'24.314	16 17	0.674 0.026	255.3
15	13	Celestino VIETTI	ITA	Mooney VR46 Racing Team	KALEX	1'24.353	18 20	0.713 0.039	256.5
16	23	Marcel SCHROTTER	GER	Liqui Moly Intact GP	KALEX	1'24.358	5 18	0.718 0.005	255.3
17	14	Tony ARBOLINO	ITA	Elf Marc VDS Racing Team	KALEX	1'24.363	15 17	0.723 0.005	256.5
18	96	Jake DIXON	GBR	GASGAS Aspar Team	KALEX	1'24.405	9 9	0.765 0.042	254.7
19	42	Marcos RAMIREZ	SPA	MV Agusta Forward Racing	MV AGUSTA	1'24.413	4 13	0.773 0.008	253.5
20	7	Barry BALTUS	BEL	RW Racing GP	KALEX	1'24.586	5 15	0.946 0.173	251.7
21	9	Jorge NAVARRO	SPA	Flexbox HP40	KALEX	1'24.685	16 18	1.045 0.099	255.3
22	35	Somkiat CHANTRA	THA	IDEMITSU Honda Team Asia	KALEX	1'24.748	15 18	1.108 0.063	256.5
23	24	Simone CORSI	ITA	MV Agusta Forward Racing	MV AGUSTA	1'24.882	4 12	1.242 0.134	253.5
24	4	Sean Dylan KELLY	USA	American Racing	KALEX	1'25.206	4 21	1.566 0.324	254.1
25	28	Niccolò ANTONELLI	ITA	Mooney VR46 Racing Team	KALEX	1'25.211	3 18	1.571 0.005	255.9
26	84	Zonta VAN DEN GOORBE	NED	RW Racing GP	KALEX	1'25.299	9 14	1.659 0.088	252.3
27	61	Alessandro ZACCONI	ITA	Gresini Racing Moto2	KALEX	1'25.544	10 20	1.904 0.245	251.1
28	52	Jeremy ALCOBA	SPA	Liqui Moly Intact GP	KALEX	1'25.784	5 22	2.144 0.240	250.0
29	55	Alex TOLEDO	SPA	Pertamina Mandalika SAG Team	KALEX	1'25.847	3 19	2.207 0.063	252.3
30	81	Keminth KUBO	THA	Yamaha VR46 Master Camp Tea	KALEX	1'25.882	10 18	2.242 0.035	252.9

Practice condition: **Dry**
 Air: 30°
 Humidity: 28%
 Ground: 43°

	Fastest Lap:	Lap: 3	Filip SALAC	1'23.640	158 Km/h
	Best Race Lap:	2021	Remy GARDNER	1'23.767	157.7 Km/h
	All Time Lap Record:	2021	Raul FERNANDEZ	1'23.397	158.4 Km/h

The results are provisional until the end of the limit for protest and appeals.

Time limit for protest expires 30' after publication of the results - Time:

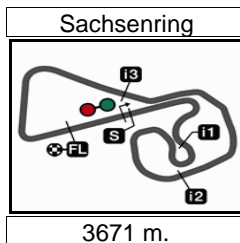
These data/results cannot be reproduced, stored and/or transmitted in whole or in part by any manner of electronic, mechanical, photocopying, recording, broadcasting or otherwise now known or herein after developed without the previous express consent by the copyright owner, except for reproduction in daily press and regular printed publications on sale to the public within 60 days of the event related to those data/results and always provided that copyright symbol appears together as follows below.

© DORNA, 2022

Official MotoGP Timing by TISSOT
 www.motogp.com

Sachsenring, Saturday, June 18, 2022





Results and timing service provided by TISSOT

Moto2™

LIQUI MOLY MOTORRAD GRAND PRIX DEUTSCHLAND

Free Practice Nr. 3

Combined Free Practice Times

11

	Rider	Nation	Team	MOTORCYCLE	FP1	FP2	FP3	Gap
1	12 F.SALAC	CZE	Gresini Racing Moto2	KALEX	1'24.782 21	1'24.975 19	1'23.640	3
2	40 A.CANET	SPA	Flexbox HP40	KALEX	1'24.709 18	1'24.929 3	1'23.853	4 0.213 0.213
3	37 A.FERNANDEZ	SPA	Red Bull KTM Ajo	KALEX	1'24.222 17	1'24.023 15	1'23.957	19 0.317 0.104
4	64 B.BENDSNEYDE	NED	Pertamina Mandalika SAG Team	KALEX	1'25.480 19	1'25.102 3	1'24.014	3 0.374 0.057
5	51 P.ACOSTA	SPA	Red Bull KTM Ajo	KALEX	1'25.070 16	1'24.493 15	1'24.052	19 0.412 0.038
6	75 A.ARENAS	SPA	GASGAS Aspar Team	KALEX	1'24.842 15	1'24.774 3	1'24.100	7 0.460 0.048
7	16 J.ROBERTS	USA	Italtrans Racing Team	KALEX	1'25.563 18	1'24.696 3	1'24.122	7 0.482 0.022
8	21 A.LOPEZ	SPA	MB Conveyors Speed Up	BOSCOSCURO	1'24.643 18	1'24.673 3	1'24.132	12 0.492 0.010
9	6 C.BEAUBIER	USA	American Racing	KALEX	1'24.932 20	1'25.404 18	1'24.142	4 0.502 0.010
10	54 F.ALDEGUER	SPA	MB Conveyors Speed Up	BOSCOSCURO	1'25.108 16	1'24.501 12	1'24.231	14 0.591 0.089
11	19 L.DALLA PORTA	ITA	Italtrans Racing Team	KALEX	1'25.774 18	1'24.681 3	1'24.235	4 0.595 0.004
12	22 S.LOWES	GBR	Elf Marc VDS Racing Team	KALEX	1'24.935 15	1'24.557 22	1'24.285	5 0.645 0.050
13	18 M.GONZALEZ	SPA	Yamaha VR46 Master Camp Team	KALEX	1'25.342 15	1'25.104 16	1'24.288	17 0.648 0.003
14	79 A.OGURA	JPN	IDEMITSU Honda Team Asia	KALEX	1'25.992 19	1'25.297 17	1'24.314	16 0.674 0.026
15	13 C.VIETTI	ITA	Mooney VR46 Racing Team	KALEX	1'26.020 8	1'25.490 3	1'24.353	18 0.713 0.039
16	23 M.SCHROTTER	GER	Liqui Moly Intact GP	KALEX	1'25.219 8	1'24.633 12	1'24.358	5 0.718 0.005
17	14 T.ARBOLINO	ITA	Elf Marc VDS Racing Team	KALEX		1'25.058 5	1'24.363	15 0.723 0.005
18	96 J.DIXON	GBR	GASGAS Aspar Team	KALEX	1'25.099 13	1'24.600 3	1'24.405	9 0.765 0.042
19	42 M.RAMIREZ	SPA	MV Agusta Forward Racing	MV AGUSTA	1'25.458 15	1'24.621 3	1'24.413	4 0.773 0.008
20	7 B.BALTUS	BEL	RW Racing GP	KALEX	1'26.048 5	1'25.251 12	1'24.586	5 0.946 0.173
21	9 J.NAVARRO	SPA	Flexbox HP40	KALEX	1'25.325 14	1'24.795 17	1'24.685	16 1.045 0.099
22	35 S.CHANTRA	THA	IDEMITSU Honda Team Asia	KALEX	1'25.506 18	1'25.175 18	1'24.748	15 1.108 0.063
23	24 S.CORSI	ITA	MV Agusta Forward Racing	MV AGUSTA	1'25.655 18	1'25.366 4	1'24.882	4 1.242 0.134
24	4 S.KELLY	USA	American Racing	KALEX	1'27.017 23	1'25.357 18	1'25.206	4 1.566 0.324
25	28 N.ANTONELLI	ITA	Mooney VR46 Racing Team	KALEX	1'26.385 10	1'25.713 16	1'25.211	3 1.571 0.005
26	84 Z.VAN DEN GOO	NED	RW Racing GP	KALEX	1'26.814 19	1'26.005 8	1'25.299	9 1.659 0.088
27	61 A.ZACCONE	ITA	Gresini Racing Moto2	KALEX	1'26.702 16	1'26.108 19	1'25.544	10 1.904 0.245
28	52 J.ALCOBA	SPA	Liqui Moly Intact GP	KALEX	1'26.206 7	1'25.878 17	1'25.784	5 2.144 0.240
29	55 A.TOLEDO	SPA	Pertamina Mandalika SAG Team	KALEX	1'27.572 18	1'26.559 4	1'25.847	3 2.207 0.063
30	81 K.KUBO	THA	Yamaha VR46 Master Camp Team	KALEX	1'26.893 13	1'26.554 7	1'25.882	10 2.242 0.035

Pole Position Record:	2021	Raul FERNANDEZ	1'23.397	158.4 Km/h
Best Race Lap:	2021	Remy GARDNER	1'23.767	157.7 Km/h
All Time Lap Record:	2021	Raul FERNANDEZ	1'23.397	158.4 Km/h

The results are provisional until the end of the limit for protest and appeals.

Time limit for protest expires 60' after publication of the results - Time:

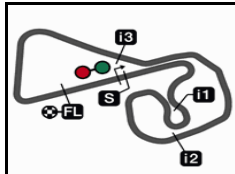
These data/results cannot be reproduced, stored and/or transmitted in whole or in part by any manner of electronic, mechanical, photocopying, recording, broadcasting or otherwise now known or herein after developed without the previous express consent by the copyright owner, except for reproduction in daily press and regular printed publications on sale to the public within 60 days of the event related to those data/results and always provided that copyright symbol appears together as follows below.

© DORNA, 2022

Official MotoGP Timing by TISSOT
www.motogp.com

Sachsenring, Saturday, June 18, 2022





3671 m.

LIQUI MOLY MOTORRAD GRAND PRIX DEUTSCHLAND

Free Practice Nr. 3

Top Speed & Average

12



Rider	Nation	Motorcycle	Top 5 speeds					Average	Top
12 Filip SALAC	CZE	KALEX	257.7	256.5	255.3	254.7	254.7	255.8	257.7
75 Albert ARENAS	SPA	KALEX	257.1	256.5	255.9	255.3	255.3	256.0	257.1
13 Celestino VIETTI	ITA	KALEX	256.5	254.7	254.7	254.7	254.1	254.6	256.5
14 Tony ARBOLINO	ITA	KALEX	256.5	256.5	256.5	255.9	255.3	255.8	256.5
35 Somkiat CHANTRA	THA	KALEX	256.5	255.9	255.3	255.3	254.7	255.4	256.5
6 Cameron BEAUBIER	USA	KALEX	255.9	255.3	255.3	254.7	254.7	255.0	255.9
28 Niccolò ANTONELLI	ITA	KALEX	255.9	254.7	254.1	254.1	253.5	254.0	255.9
9 Jorge NAVARRO	SPA	KALEX	255.3	254.7	254.7	254.1	254.1	254.4	255.3
18 Manuel GONZALEZ	SPA	KALEX	255.3	255.3	254.7	253.5	252.9	254.3	255.3
23 Marcel SCHROTTER	GER	KALEX	255.3	254.7	254.1	254.1	253.5	254.0	255.3
79 Ai OGURA	JPN	KALEX	255.3	254.7	254.7	254.7	254.1	254.6	255.3
19 Lorenzo DALLA PORTA	ITA	KALEX	254.7	254.7	254.7	254.7	254.7	254.7	254.7
96 Jake DIXON	GBR	KALEX	254.7	254.1	253.5	252.9	251.7	253.1	254.7
4 Sean Dylan KELLY	USA	KALEX	254.1	253.5	253.5	252.9	252.9	253.4	254.1
51 Pedro ACOSTA	SPA	KALEX	254.1	253.5	253.5	253.5	253.5	253.6	254.1
24 Simone CORSI	ITA	MV AGUSTA	253.5	250.5	250.5	250.0	250.0	250.6	253.5
40 Aron CANET	SPA	KALEX	253.5	253.5	252.9	252.3		253.1	253.5
42 Marcos RAMIREZ	SPA	MV AGUSTA	253.5	252.3	252.3	252.3	251.7	252.4	253.5
37 Augusto FERNANDEZ	SPA	KALEX	252.9	252.3	252.3	252.3	251.7	252.0	252.9
54 Fermín ALDEGUER	SPA	BOSCOSCURO	252.9	251.7	251.7	251.1	251.1	251.7	252.9
64 Bo BENDSNEYDER	NED	KALEX	252.9	252.3	252.3	250.0	250.0	250.9	252.9
81 Keminth KUBO	THA	KALEX	252.9	252.3	251.7	251.7	251.1	251.6	252.9
16 Joe ROBERTS	USA	KALEX	252.3	252.3	251.7	251.7	251.1	251.5	252.3
21 Alonso LOPEZ	SPA	BOSCOSCURO	252.3	252.3	251.7	251.7	251.7	251.9	252.3
22 Sam LOWES	GBR	KALEX	252.3	252.3	252.3	251.7	251.7	252.1	252.3
55 Alex TOLEDO	SPA	KALEX	252.3	251.7	251.7	250.5	250.5	251.2	252.3
84 Zonta VAN DEN GOORBERGH	NED	KALEX	252.3	251.7	251.7	251.1	250.5	251.5	252.3
7 Barry BALTUS	BEL	KALEX	251.7	251.7	251.1	250.5	250.0	251.0	251.7
61 Alessandro ZACCONE	ITA	KALEX	251.1	251.1	250.5	250.5	250.5	250.7	251.1
52 Jeremy ALCOBA	SPA	KALEX	250.0	249.4	248.8	248.8	248.2	249.0	250.0

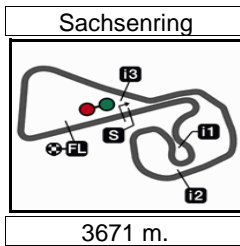
These data/results cannot be reproduced, stored and/or transmitted in whole or in part by any manner of electronic, mechanical, photocopying, recording, broadcasting or otherwise now known or herein after developed without the previous express consent by the copyright owner, except for reproduction in daily press and regular printed publications on sale to the public within 60 days of the event related to those data/results and always provided that copyright symbol appears together as follows below.

© DORNA, 2022

Official MotoGP Timing by TISSOT
www.motogp.com



Sachsenring, Saturday, June 18, 2022



Results and timing service provided by TISSOT

Moto2™

LIQUI MOLY MOTORRAD GRAND PRIX DEUTSCHLAND

Free Practice Nr. 3

Chronological Analysis of Performances

13

* Lap / Sector time cancelled **T1** Time from finish line to 1st intermediate **T3** Time from 2nd intermed. to 3rd intermed.
P Crossing the finish line in pit lane **T2** Time from 1st intermed. to 2nd intermed. **T4** Time from 3rd intermediate to finish line

Lap	Lap Time	T1	T2	T3	T4	Speed	Lap	Lap Time	T1	T2	T3	T4	Speed
1st 12 Filip SALAC Gresini Racing Moto2 CZE							Runs=1 Total laps=22 Full laps=16						
1	3'59.532 *	19.408	25.217	19.965	30.248*		11	1'24.581	18.965	23.911	19.790	21.915	251.7
2	1'26.286	19.414	24.153	19.884	22.835	254.1	12	1'24.413	18.886	23.892	19.762	21.873	251.7
3	1'23.640	18.972	23.760	19.341	21.567	254.7	13	1'25.068	18.985	24.197	19.901	21.985	251.1
4	1'25.209	19.178	23.919	19.636	22.476	256.5	14	1'24.626	19.014	23.926	19.822	21.864	250.5
5	1'24.372	19.086	23.844	19.610	21.832	254.1	15	1'24.492	18.947	23.920	19.798	21.827	251.1
6	1'24.664	19.149	24.133	19.651	21.731	257.7	16	1'29.857 P	19.865	25.096	20.507	24.389	251.1
7	1'24.734	19.061	24.078	19.678	21.917	254.7	17	9'03.492	27.285	33.721	21.861	32.226	
8	1'25.005	19.223	24.037	19.635	22.110	254.1	18	1'27.214 *	19.70*	24.198	21.130	22.177	251.1
9	1'24.624 *	19.044	24.049	19.637	21.894*	254.1	19	1'23.957	19.110	23.631	19.479	21.737	252.3
10	1'29.654 P	19.112	24.319	20.048	26.175	255.3	20	1'27.564	18.858	23.686	19.699	25.321	251.7
11	8'48.065 *	19.004	24.674	19.901*	22.266		21	1'23.990	18.858	23.849	19.513	21.770	252.3
12	1'25.530	19.282	24.374	19.750	22.124	249.4	22	1'24.169	18.846	23.822	19.569	21.932	250.5
13	1'25.052	19.169	24.199	19.765	21.919	250.5	23	2'00.161 P	24.531	28.205	21.448	45.977	231.2
14	1'25.016	19.145	24.100	19.810	21.961	251.1	4th 64 Bo BENDSNEYDER Pertamina Mandalika NED						
15	1'25.089	19.255	24.252	19.654	21.928	251.1	Runs=1 Total laps=20 Full laps=14						
16	1'25.623	19.154	24.283	20.050	22.136	253.5	1	2'29.376	18.967	24.579	20.105	22.248	
17	1'25.469 *	19.36*	24.242	19.811	22.054	251.1	2	1'25.312	19.280	24.534	19.721	21.777	252.9
18	1'25.459	19.222	24.273	19.964	22.000	252.9	3	1'24.014	18.978	23.750	19.565	21.721	250.0
19	1'25.257 *	19.148	24.240	19.789	22.080*	252.3	4	1'24.241	18.965	23.925	19.559	21.792	250.0
20	1'30.354	19.250	24.486	24.239	22.379	251.1	5	1'24.475	19.020	23.932	19.724	21.799	250.0
21	1'25.227	19.192	24.209	19.774	22.052	251.7	6	1'24.420	19.072	23.913	19.676	21.759	250.0
22	1'25.479	19.215	24.420	19.751	22.093	251.7	7	1'24.480	18.993	23.936	19.704	21.847	250.0
2nd 40 Aron CANET Flexbox HP40 SPA							8	1'31.119	21.628	25.922	19.906	23.663	249.4
Runs=2 Total laps=6 Full laps=3							9	1'24.803	19.166	24.076	19.651	21.910	252.3
1	4'01.546	20.346	24.497	19.907	22.482		10	1'24.715	19.127	23.941	19.669	21.978	249.4
unfinished						252.9	11	1'27.793 P	19.116	24.072	19.700	24.905	252.3
2	1'31.137 *	25.68*	24.015	19.464	21.978		12	12'38.907	21.999	24.750	20.131	22.169	
3	1'24.170	18.983	23.789	19.524	21.874	253.5	13	1'26.083	19.621	24.328	19.892	22.242	246.0
4	1'23.853	18.889	23.760	19.383	21.821	253.5	14	1'25.686	19.246	24.328	19.942	22.170	247.1
5	1'38.318 P	24.886	25.104	20.482	27.846	252.3	15	1'26.643 *	20.32*	24.250	19.993	22.077	247.7
3rd 37 Augusto FERNAND Red Bull KTM Ajo SPA							16	1'25.983 *	19.55*	24.276	20.029	22.119	247.1
Runs=2 Total laps=23 Full laps=17							17	1'25.546	19.199	24.290	19.944	22.113	247.7
1	2'31.337	26.054	31.269	20.651	34.228		18	1'25.529	19.221	24.314	19.883	22.111	247.1
2	1'26.480	19.774	24.460	19.880	22.366	248.8	19	1'30.498	21.754	26.098	20.405	22.241	246.0
3	1'24.824	19.212	24.016	19.666	21.930	251.1	20	1'28.318 *	20.22*	24.897	20.568	22.631	246.0
4	1'24.380	19.044	23.932	19.521	21.883	251.7	5th 51 Pedro ACOSTA Red Bull KTM Ajo SPA						
5	1'25.220	18.979	23.816	19.669	22.756	251.7	Runs=1 Total laps=22 Full laps=15						
6	1'25.110	19.039	23.945	19.667	22.459	252.9	1	2'16.065	25.757	29.168	20.683	22.681	
7	1'24.511	19.024	23.944	19.745	21.798	252.3	2	1'25.866	19.437	24.488	19.889	22.052	251.7
8	1'24.919	19.012	24.013	19.762	22.132	251.7	3	1'25.417	19.299	24.346	19.884	21.888	252.3
9	1'24.886	19.071	24.100	19.809	21.906	250.0	4	1'24.974	19.123	24.242	19.739	21.870	252.3
10	1'24.862 *	19.007	23.926	19.932*	21.997	250.5	5	1'25.092	19.030	24.315	19.878	21.869	252.9
Fastest Lap: Filip SALAC Gresini Racing Moto2 CZE 1'23.640 18.972 23.760 19.341 21.567							6	1'24.850	19.047	24.271	19.772	21.760	252.9
							7	1'25.096	19.015	24.193	19.863	22.025	252.3

These data/results cannot be reproduced, stored and/or transmitted in whole or in part by any manner of electronic, mechanical, photocopying, recording, broadcasting or otherwise now known or herein after developed without the previous express consent by the copyright owner, except for reproduction in daily press and regular printed publications on sale to the public within 60 days of the event related to those data/results and always provided that copyright symbol appears together as follows below.
 © DORNA, 2022



Free Practice Nr. 3

Moto2

Lap	Lap Time	T1	T2	T3	T4	Speed	Lap	Lap Time	T1	T2	T3	T4	Speed
8	1'27.191	20.094	24.845	20.186	22.066	252.9	16	1'25.199	19.089	24.267	19.850	21.993	250.5
9	1'25.375 *	19.197	24.282	19.956*	21.940	253.5	17	1'24.796	19.097	24.072	19.670	21.957	249.4
10	1'25.560	19.096	24.310	20.122	22.032	254.1	18	1'25.308	19.259	24.108	19.780	22.161	251.1
11	1'25.148	19.013	24.317	19.856	21.962	253.5	8th 21 Alonso LOPEZ MB Conveyors Speed SPA						
12	1'24.979	19.073	24.189	19.823	21.894	252.9	Runs=1 Total laps=21 Full laps=14						
13	1'25.092 *	18.985	24.155	19.915	22.037*	253.5	1	1'45.932	20.442	25.183	20.227	22.140	
14	1'25.390	19.147	24.200	19.925	22.118	253.5	2	1'24.948	19.318	24.186	19.735	21.709	248.8
15	1'32.787 P	20.818	27.240	20.359	24.370	252.9	3	1'24.851 *	19.122	24.228*	19.717	21.784	250.0
16	10'15.820	34.220	30.075	19.949	21.916		4	1'25.158 *	19.27*	24.183	19.828	21.868	250.5
17	1'24.594 *	19.16 *	24.028	19.608	21.797	253.5	5	1'24.864	19.180	24.135	19.645	21.904	251.1
18	1'24.250	18.967	23.924	19.619	21.740	252.9	6	1'25.040	19.116	24.235	19.729	21.960	251.1
19	1'24.052	18.860	23.958	19.524	21.710	252.9	7	1'26.687 *	19.139	25.077	20.313	22.158*	251.1
20	1'24.205	18.894	23.975	19.637	21.699	252.9	8	1'25.089	19.211	24.161	19.697	22.020	250.0
21	1'27.394	18.923	24.118	21.102	23.251	252.3	9	1'25.311	19.186	24.224	19.828	22.073	250.0
22	1'26.138 *	19.037	24.985	19.971	22.145*	253.5	10	1'29.397 P	19.705	24.324	20.890	24.478	248.8
6th 75 Albert ARENAS GASGAS Aspar Tea SPA													
Runs=1 Total laps=20 Full laps=16													
1	2'32.399	21.972	30.967	20.592	34.943		11	9'43.558	21.081	25.294	20.003	21.968	
2	1'26.558	19.524	24.630	19.854	22.550	255.3	12	1'24.132	19.034	23.923	19.492	21.683	248.2
3	1'25.203	19.235	24.340	19.584	22.044	256.5	13	1'24.169	18.903	23.999	19.558	21.709	251.1
4	1'24.680	19.080	24.018	19.614	21.968	257.1	14	1'24.351	19.009	23.981	19.610	21.751	250.0
5	1'24.645	19.096	24.078	19.669	21.802	255.9	15	1'28.640	19.316	26.289	20.489	22.546	250.0
6	1'24.463	18.932	23.981	19.684	21.866	254.7	16	1'24.584	19.086	24.027	19.709	21.762	251.7
7	1'24.100	18.875	23.974	19.517	21.734	254.1	17	1'25.616	19.228	24.137	19.675	22.576	252.3
8	1'25.127	19.127	24.076	19.753	22.171	254.7	18	1'26.100 *	19.72*	24.484	19.877	22.010	251.7
9	1'24.828	18.997	24.218	19.698	21.915	254.7	19	1'24.945	19.097	24.152	19.894	21.802	252.3
10	1'24.777	19.089	24.091	19.703	21.894	254.7	20	1'24.865	19.152	24.167	19.667	21.879	251.7
11	1'24.777	19.063	24.144	19.742	21.828	255.3	21	1'25.056	19.181	24.247	19.753	21.875	251.1
12	1'33.533 P	19.037	26.159	21.916	26.421	254.7	9th 6 Cameron BEAUBIE American Racing USA						
13	12'42.334	24.593	25.224	20.227	25.811		Runs=1 Total laps=20 Full laps=16						
14	1'25.868	19.295	24.488	19.993	22.092	249.4	1	2'17.063	24.837	25.623	20.276	31.284	
15	1'37.208 *	27.66*	25.274	20.232	24.035	250.5	2	1'28.422	19.802	24.713	20.093	23.814	254.7
16	1'24.917	19.168	24.282	19.610	21.857	254.7	3	1'24.341	18.975	23.905	19.772	21.689	254.1
17	1'24.991	19.123	24.246	19.685	21.937	254.7	4	1'24.142	18.919	23.945	19.374	21.904	254.7
18	1'25.157	18.981	24.326	19.826	22.024	252.3	5	1'24.848	18.995	24.165	19.835	21.853	252.9
19	1'25.505	19.382	24.385	19.753	21.985	251.1	6	1'24.562	19.021	24.061	19.690	21.790	252.3
20	1'24.837	19.092	24.221	19.620	21.904	252.3	7	1'24.533	18.875	23.993	19.766	21.899	252.3
7th 16 Joe ROBERTS Italtrans Racing Team USA													
Runs=2 Total laps=18 Full laps=12													
1	2'22.434	22.057	25.531	20.235	22.652		8	1'27.551	19.146	24.259	22.065	22.081	254.1
2	1'26.129	19.610	24.373	19.935	22.211	251.1	9	1'25.451	19.270	24.357	19.799	22.025	253.5
3	1'25.653	19.266	24.311	19.961	22.115	252.3	10	1'24.978	19.058	24.149	19.793	21.978	255.3
4	1'32.056 P	20.185	25.772	20.262	25.837	252.3	11	1'24.878	19.048	24.240	19.736	21.854	255.9
5	8'22.097	22.351	31.719	20.064	22.079		12	1'25.698	19.130	24.173	19.785	22.610	254.7
6	1'24.284	19.105	23.922	19.506	21.751	251.1	13	1'33.036 P	21.345	25.478	20.466	25.747	251.1
7	1'24.122	19.048	23.702	19.506	21.866	251.7	14	11'40.695	23.892	25.861	20.379	24.187	
8	1'24.794	19.137	24.044	19.649	21.964	251.7	15	1'36.424	21.055	25.195	21.044	29.130	251.7
9	1'24.675	19.142	23.974	19.597	21.962	250.5	16	1'32.459 *	23.14*	25.233	20.457	23.625	253.5
10	1'25.625	19.348	24.280	19.846	22.151	251.1	17	1'25.508	18.969	24.050	19.750	22.739	254.7
11	1'25.076	19.218	24.201	19.654	22.003	248.8	18	1'24.314	18.924	24.011	19.625	21.754	255.3
12	1'30.646 P	20.445	25.419	20.169	24.613	249.4	19	1'24.701	19.046	24.151	19.640	21.864	254.1
13	9'06.271	26.600	25.202	20.035	22.135		20	1'35.162	26.586	26.150	20.207	22.219	252.9
14	1'25.576	19.322	24.344	19.800	22.110	251.1	10th 54 Fermín ALDEGUER MB Conveyors Speed SPA						
15	1'24.839 *	19.154	23.989	19.712	21.984*	251.1	Runs=1 Total laps=21 Full laps=13						
1	1'40.825	20.658	26.310	20.363	23.736		1	1'40.825	20.658	26.310	20.363	23.736	
2	1'25.828	19.604	24.484	19.555	22.185	247.1	2	1'25.828	19.604	24.484	19.555	22.185	247.1
3	1'25.037 *	19.239	24.354*	19.578	21.866	248.2	3	1'25.037 *	19.239	24.354*	19.578	21.866	248.2

Fastest Lap: Filip SALAC Gresini Racing Moto2 CZE 1'23.640 18.972 23.760 19.341 21.567

These data/results cannot be reproduced, stored and/or transmitted in whole or in part by any manner of electronic, mechanical, photocopying, recording, broadcasting or otherwise now known or herein after developed without the previous express consent by the copyright owner, except for reproduction in daily press and regular printed publications on sale to the public within 60 days of the event related to those data/results and always provided that copyright symbol appears together as follows below.
© DORNA, 2022

Official MotoGP Timing by TISSOT
www.motogp.com

Sachsenring, Saturday, June 18, 2022

Page 2 of 6



Free Practice Nr. 3

Moto2

Lap	Lap Time	T1	T2	T3	T4	Speed	Lap	Lap Time	T1	T2	T3	T4	Speed							
							13th 18	Manuel GONZALEZ Yamaha VR46 Master SPA												
								Runs=2	Total laps=19	Full laps=11										
4	1'24.829 *	19.23*	24.105	19.655	21.837	248.2	1	1'38.972	20.202	25.523	20.064	22.839								
5	1'30.554	20.344	28.065	20.156	21.989	251.1	2	1'24.684	19.282	23.976	19.622	21.804	252.3							
6	1'25.455 *	19.380	24.223	19.800*	22.052	251.7	3	1'30.073 *	19.225	24.656*	20.594	25.598	248.8							
7	1'26.113	19.132	24.268	20.290	22.423	247.7	4	1'24.850 *	19.19*	23.960	19.714	21.980	251.1							
8	1'24.779	19.248	24.119	19.590	21.822	252.9	5	1'24.641	19.010	24.113	19.618	21.900	252.3							
9	1'24.768	19.113	24.181	19.616	21.858	251.1	6	1'30.292	23.548	24.528	19.623	22.593	250.5							
10	1'28.224 P	19.086	24.227	21.097	23.814	251.7	7	1'25.578	19.110	24.147	19.795	22.526	252.3							
11	11'10.461	22.509	26.530	20.037	24.186		8	1'24.664	19.013	24.093	19.607	21.951	253.5							
12	1'25.705	19.372	24.427	19.819	22.087	250.0	9	1'35.549	24.492	26.020	20.661	24.376	249.4							
13	1'24.575	19.280	24.016	19.513	21.766	246.5	10	1'27.373 P	19.162	24.241	19.967	24.003	251.1							
14	1'24.231	19.136	23.995	19.390	21.710	247.1	11	9'01.805	22.537	25.817	21.069	25.964								
15	1'24.279	19.061	24.006	19.485	21.727	247.7	12	1'25.664	19.174	24.239	19.767	22.484	251.7							
16	1'33.018	19.005	24.073	19.693	30.247	247.1	13	1'25.770 P	19.103	24.042	19.662	22.963	252.9							
17	1'28.523 *	19.72*	26.060	20.272	22.471	247.1	14	6'09.774	40.597	30.502	26.829	29.131								
18	1'24.419	19.058	24.017	19.492	21.852	247.7	15	1'33.383 *	20.08*	24.740	20.367	28.194	250.5							
19	1'29.212	19.237	27.008	20.760	22.207	247.7	16	1'25.449	19.110	24.049	19.800	22.490	255.3							
20	1'24.710	19.102	24.125	19.512	21.971	248.2	17	1'24.288	18.958	23.928	19.481	21.921	255.3							
21	1'29.278 *	19.23*	26.176	20.792	23.072	247.1	18	1'25.495	19.124	24.084	19.566	22.721	254.7							
							19	1'25.215	19.361	24.204	19.542	22.108	250.0							
							11th 19	Lorenzo DALLA PO Italtrans Racing Team ITA												
								Runs=1	Total laps=12	Full laps=9										
1	2'28.608	20.944	25.042	20.200	22.933		1	2'17.838	21.962	27.763	20.754	22.642								
2	1'26.631	19.154	25.371	19.916	22.190	254.1	2	1'25.967	19.514	24.355	20.027	22.071	252.9							
3	1'24.356	19.060	23.999	19.567	21.730	254.7	3	1'24.786	19.215	24.082	19.664	21.825	253.5							
4	1'24.235	18.948	23.971	19.501	21.815	254.7	4	1'24.994	19.093	24.119	19.828	21.954	253.5							
5	1'33.145	18.994	24.173	20.220	29.758	254.7	5	1'28.687	19.214	27.045	20.350	22.078	255.3							
6	1'34.161 P	19.533	28.190	20.568	25.870	254.1	6	1'33.017	19.226	24.493	20.611	28.687	253.5							
7	24'25.142	22.123	25.117	20.371	32.016		7	1'30.222	23.502	24.805	19.924	21.991	251.7							
8	1'24.740	19.160	24.218	19.646	21.716	254.1	8	1'25.159	19.121	24.398	19.782	21.858	254.7							
9	1'24.537	18.977	23.941	19.775	21.844	254.7	9	1'25.166	19.137	24.281	19.770	21.978	254.7							
10	1'24.651	19.056	24.196	19.619	21.780	254.7	10	1'38.070 P	19.685	31.579	20.669	26.137	254.7							
11	1'24.375	18.969	23.999	19.602	21.805	253.5	11	15'45.431	24.096	25.387	20.150	21.956								
12	1'26.479	19.106	24.614	20.137	22.622	254.1	12	1'24.527	19.061	23.985	19.546	21.935	252.9							
							14th 79	Ai OGURA IDEMITSU Honda Te JPN												
								Runs=1	Total laps=17	Full laps=13										
1	2'28.608	20.944	25.042	20.200	22.933		13	1'37.751 *	27.81*	27.411	20.051	22.479	252.3							
2	1'26.631	19.154	25.371	19.916	22.190	254.1	14	1'25.819	19.021	23.997	20.062	22.739	254.1							
3	1'24.356	19.060	23.999	19.567	21.730	254.7	15	1'27.264	20.334	24.413	19.772	22.745	253.5							
4	1'24.235	18.948	23.971	19.501	21.815	254.7	16	1'24.314	18.966	23.984	19.504	21.860	254.1							
5	1'33.145	18.994	24.173	20.220	29.758	254.7	17	1'24.880	19.176	24.248	19.594	21.862	253.5							
6	1'34.161 P	19.533	28.190	20.568	25.870	254.1														
7	24'25.142	22.123	25.117	20.371	32.016		15th 13	Celestino VIETTI Mooney VR46 Racing ITA												
8	1'24.740	19.160	24.218	19.646	21.716	254.1		Runs=1	Total laps=20	Full laps=13										
9	1'24.537	18.977	23.941	19.775	21.844	254.7	1	2'31.516	25.932	31.167	20.586	34.338								
10	1'24.651	19.056	24.196	19.619	21.780	254.7	2	1'26.414	19.725	24.412	19.857	22.420	251.1							
11	1'24.375	18.969	23.999	19.602	21.805	253.5	3	1'24.797	19.209	23.998	19.624	21.966	252.3							
12	1'26.479	19.106	24.614	20.137	22.622	254.1	4	1'24.391	19.094	23.878	19.555	21.864	253.5							
							13	1'37.751 *	27.81*	27.411	20.051	22.479	252.3	5	1'24.599	19.081	23.891	19.483	22.144	254.1
1	1'37.609	22.775	25.235	19.910	25.807		14	1'25.819	19.021	23.997	20.062	22.739	254.1	6	1'24.784	19.159	24.149	19.674	21.802	253.5
2	1'24.313	19.156	23.922	19.326	21.909	252.3	15	1'27.264	20.334	24.413	19.772	22.745	253.5	7	1'32.344	18.924	29.731	21.639	22.050	254.7
3	1'24.075 *	19.063	23.990*	19.351	21.671	251.1	16	1'24.314	18.966	23.984	19.504	21.860	254.1	8	1'25.093	18.973	24.270	19.957	21.893	254.1
4	1'24.190 *	19.21*	23.891	19.405	21.678	250.0	17	1'24.880	19.176	24.248	19.594	21.862	253.5	9	1'24.975 *	19.041	24.149	19.869*	21.916	254.7
5	1'24.285	19.000	23.957	19.544	21.784	251.1								10	1'24.595	19.011	24.157	19.637	21.790	253.5
6	1'26.210	19.007	24.197	21.216	21.790	252.3	11	1'24.684	18.949	24.238	19.682	21.815	254.1							
7	1'24.811	19.131	24.158	19.734	21.788	251.1														
8	1'24.554	19.045	24.118	19.623	21.768	252.3														
9	1'30.331 P	19.120	24.165	21.901	25.145	251.7														
10	10'47.903	25.642	25.137	19.862	22.535															
11	1'25.353	19.259	24.267	19.762	22.065	249.4														
12	1'25.098	19.065	24.368	19.640	22.025	251.1														
13	1'25.151	19.163	24.239	19.769	21.980	251.7														
14	1'25.102	19.135	24.243	19.767	21.957	250.5														
15	1'29.453 P	19.145	24.304	20.586	25.418	251.1														
16	4'36.260	22.531	24.719	19.669	22.581															
17	1'24.314	19.098	24.097	19.400	21.719	250.5														
18	1'26.848	20.725	24.551	19.715	21.857	244.8														
19	1'24.674	19.026	24.218	19.578	21.852	251.1														
20	1'24.805	19.152	24.208	19.632	21.813	250.5														

Fastest Lap: Filip SALAC Gresini Racing Moto2 CZE **1'23.640** 18.972 23.760 19.341 21.567

These data/results cannot be reproduced, stored and/or transmitted in whole or in part by any manner of electronic, mechanical, photocopying, recording, broadcasting or otherwise now known or herein after developed without the previous express consent by the copyright owner, except for reproduction in daily press and regular printed publications on sale to the public within 60 days of the event related to those data/results and always provided that copyright symbol appears together as follows below.
© DORNA, 2022

Official MotoGP Timing by TISSOT
www.motogp.com

Sachsenring, Saturday, June 18, 2022

Page 3 of 6



Free Practice Nr. 3

Moto2

Lap	Lap Time	T1	T2	T3	T4	Speed	Lap	Lap Time	T1	T2	T3	T4	Speed
12	1'24.956 *	18.980	24.269	19.750*	21.957	252.9	4	1'43.199	19.643	30.019	20.552	32.985	251.1
13	1'35.854 P	23.066	26.208*	21.427	25.153	248.2	5	1'26.886 *	19.56*	24.234	20.746	22.339	253.5
14	13'05.434	30.174	30.634	25.919	34.903		6	1'25.624 *	19.217	24.387	20.015*	22.005	254.1
15	1'26.624 *	19.77*	24.295	20.198	22.353	251.7	7	1'24.413	19.115	23.997	19.528	21.773	254.7
16	1'24.844	19.261	24.093	19.719	21.771	256.5	8	1'25.438	19.041	24.654	19.831	21.912	252.9
17	1'24.206 *	18.867	23.951	19.610*	21.778	254.7	9	1'24.405	19.122	23.937	19.494	21.852	251.7
18	1'24.353	18.940	24.019	19.562	21.832	253.5	19th 42 Marcos RAMIREZ MV Agusta Forward R SPA						
19	1'24.480	18.926	24.118	19.588	21.848	252.9	Runs=1 Total laps=14 Full laps=13						
20	1'27.447	18.920	24.055	21.256	23.216	254.1	1	2'31.824	23.594	33.577	20.398	34.028	

16th 23 Marcel SCHROTTE Liqui Moly Intact GP GER						
		Runs=2	Total laps=18	Full laps=8		
1	1'35.020	20.489	25.522	20.168	25.660	
2	1'24.389	19.130	24.038	19.514	21.707	253.5
3	1'24.055 *	18.998	23.880*	19.498	21.679	252.3
4	1'24.345 *	19.02*	23.941	19.584	21.791	253.5
5	1'24.358	19.021	23.938	19.553	21.846	253.5
6	1'31.369 P	18.946	25.817	23.357	23.249	252.9
7	7'40.276	21.019	24.872	19.933	22.042	
8	1'24.789	19.078	24.130	19.699	21.882	253.5
9	1'24.666	18.979	24.154	19.652	21.881	251.1
10	1'24.906	18.982	24.221	19.783	21.920	252.3
11	1'28.821 P	19.856	25.753	20.290	22.922	252.9
12	9'44.810	20.120	25.395	20.109	22.442	
13	1'29.322 *	21.43*	25.453	20.422	22.011	252.9
14	1'26.212 *	19.05*	24.185	19.992	22.980	254.1
15	1'29.911	22.098	25.309	20.506	21.998	254.7
16	1'31.169	21.781	27.216	20.165	22.007	255.3
17	1'25.215	19.128	24.278	19.773	22.036	254.1
18	1'34.285 *	21.88*	28.200	21.538	22.667	251.1

17th 14 Tony ARBOLINO Elf Marc VDS Racing ITA						
		Runs=1	Total laps=17	Full laps=10		
1	2'27.479	21.883	28.701	20.700	32.438	
2	1'31.176	21.436	25.234	19.867	24.639	252.9
3	1'25.262 *	19.394	24.257	19.764	21.847*	255.9
4	1'24.689	19.070	24.226	19.603	21.790	255.3
5	1'25.354	19.103	24.203	19.750	22.298	256.5
6	1'24.941	19.228	24.153	19.708	21.852	255.3
7	1'25.376	19.100	24.658	19.686	21.932	255.3
8	1'25.198 *	19.076	24.307	19.728	22.087*	255.3
9	1'24.941	19.119	24.381	19.612	21.829	254.7
10	1'31.546 P	19.325	26.235	20.610	25.376	253.5
11	15'47.485	20.111	25.214	19.884	24.112	
12	1'41.215	19.229	28.041	20.496	33.449	253.5
13	1'27.301 *	19.69 *	24.250	20.594	22.766	254.7
14	1'26.218	19.044	23.927	20.251	22.996	256.5
15	1'24.363	18.936	24.114	19.387	21.926	256.5
16	1'25.784 *	19.013	24.143	19.616	23.012*	253.5
17	1'24.919	19.171	24.292	19.555	21.901	253.5

18th 96 Jake DIXON GASGAS Aspar Tea GBR						
		Runs=1	Total laps=9	Full laps=4		
1	2'28.064	21.290	25.423	20.096	22.848	
2	3'53.720 P	19.339	24.952	26.799	25.630	251.7
3	24'49.105	24.264	25.489	20.314	24.137	

20th 7 Barry BALTUS RW Racing GP BEL						
		Runs=1	Total laps=15	Full laps=8		
1	2'18.154	31.914	25.421	20.504	32.689	
2	1'27.691	19.325	24.303	20.040	24.023	248.8
3	1'25.167 *	19.156	24.016	19.678*	22.317	251.7
4	1'32.216	20.534	24.986	20.010	26.686	251.7
5	1'24.586	19.064	23.931	19.595	21.996	250.5
6	1'24.722	19.047	24.023	19.621	22.031	250.0
7	1'30.362 P	20.673	25.203	20.044	24.442	248.2
8	20'08.441	22.495	25.282	20.270	26.736	
9	1'33.172 *	19.582	25.939	20.747*	26.904*	251.1
10	1'29.582 *	22.25*	25.112	20.018	22.197*	246.0
11	1'25.526	19.275	24.382	19.849	22.020	248.8
12	1'25.550	19.325	24.204	19.885	22.136	249.4
13	1'25.784 *	19.265	24.533	19.790	22.196*	247.1
14	1'26.896	19.141	24.510	20.513	22.732	248.2
15	1'30.407	20.634	25.515	20.876	23.382	247.1

21st 9 Jorge NAVARRO Flexbox HP40 SPA						
		Runs=2	Total laps=18	Full laps=9		
1	2'09.940	21.216	25.017	20.942	28.853	
2	1'25.288	19.251	24.224	19.793	22.020	254.1
3	1'25.014	19.146	24.211	19.787	21.870	254.1
4	1'24.874	19.056	24.289	19.680	21.849	254.1
5	1'24.973 *	19.091	24.192	19.704	21.986*	254.1
6	1'28.848 P	19.161	24.329	20.339	25.019	254.1
7	8'25.024	20.586	24.969	20.148	22.111	
8	1'25.246	19.211	24.269	19.790	21.976	252.3
9	1'25.377	19.194	24.376	19.836	21.971	251.1
10	1'25.392	19.149	24.401	19.855	21.987	253.5
11	1'27.090 P	19.153	24.331	19.810	23.796	252.3
12	8'26.786	20.157	24.823	20.264	22.896	

Fastest Lap: Filip SALAC	Gresini Racing Moto2	CZE	1'23.640	18.972	23.760	19.341	21.567
---------------------------------	----------------------	-----	-----------------	--------	--------	--------	--------

These data/results cannot be reproduced, stored and/or transmitted in whole or in part by any manner of electronic, mechanical, photocopying, recording, broadcasting or otherwise now known or herein after developed without the previous express consent by the copyright owner, except for reproduction in daily press and regular printed publications on sale to the public within 60 days of the event related to those data/results and always provided that copyright symbol appears together as follows below.
© DORNA, 2022

Free Practice Nr. 3

Moto2

Lap	Lap Time	T1	T2	T3	T4	Speed	Lap	Lap Time	T1	T2	T3	T4	Speed
13	1'28.965 *	20.97*	24.932	21.012	22.045	254.7	11	1'11.126	20.041	26.240	20.258	22.611	
14	1'26.107 *	20.22*	24.096	19.563	22.225	251.7	12	1'26.488	19.474	24.480	20.184	22.350	249.4
15	1'24.890	19.113	24.120	19.729	21.928	255.3	13	1'25.764	19.249	24.186	20.026	22.303	249.4
16	1'24.685	19.079	24.057	19.677	21.872	254.7	14	1'25.945	19.207	24.436	20.081	22.221	250.5
17	1'24.707	18.985	24.049	19.706	21.967	252.9	15	1'25.895	19.253	24.265	20.088	22.289	251.1
18	1'29.469 *	21.19*	25.110	20.504	22.656	252.9	16	1'26.330 *	19.49*	24.317	20.117	22.403	251.1

22nd 35 Somkiat CHANTRA IDEMITSU Honda Te THA

Runs=1	Total laps=18	Full laps=13				
1	2'29.092	28.276	26.362	21.186	24.689	
2	1'26.583 *	19.436	25.193	19.961 *	21.993	254.1
3	1'24.972	19.202	24.062	19.874	21.834	254.1
4	1'25.178	19.044	24.266	19.939	21.929	253.5
5	1'25.105	19.052	24.179	19.762	22.112	254.7
6	1'34.288	23.119	28.512	20.416	22.241	249.4
7	1'25.525	19.248	24.325	19.961	21.991	252.9
8	1'25.629	19.234	24.416	19.930	22.049	254.7
9	1'25.979	19.120	24.320	20.159	22.380	253.5
10	1'26.105	19.163	24.564	20.112	22.266	254.1
11	1'26.736 P	19.062	24.500	20.176	22.998	252.9
12	1'25.210	20.223	24.911	20.022	21.965	
13	1'24.918	19.049	24.105	19.826	21.938	251.1
14	1'36.999 *	25.45*	29.408	19.761	22.380	255.3
15	1'24.748	19.054	23.965	19.798	21.931	256.5
16	1'25.396	19.202	24.349	19.904	21.941	255.9
17	1'24.861	18.943	24.204	19.657	22.057	255.3
18	1'27.124	19.061	24.243	19.802	24.018	252.3

23rd 24 Simone CORSI MV Agusta Forward R ITA

Runs=1	Total laps=13	Full laps=11				
1	2'06.511	22.903	25.503	20.754	23.943	
2	1'29.825	23.348	24.471	19.926	22.080	196.7
3	1'25.024	19.324	24.055	19.762	21.883	249.4
4	1'24.882	19.170	24.099	19.735	21.878	250.0
5	1'25.384	19.181	24.244	19.901	22.058	250.5
6	1'25.876	19.419	24.364	19.904	22.189	249.4
7	1'28.923	19.391	24.650	20.298	24.584	247.7
8	1'28.797	19.435	24.566	20.070	24.726	250.0
9	1'25.536	19.379	24.396	19.784	21.977	249.4
10	1'25.304	19.499	24.213	19.670	21.922	250.5
11	1'25.478	19.352	24.345	19.807	21.974	253.5
12	1'25.610	19.283	24.301	20.029	21.997	250.0
unfinished	19.246					250.0

24th 4 Sean Dylan KELLY American Racing USA

Runs=1	Total laps=21	Full laps=15				
1	2'16.872	25.853	31.288	20.869	22.946	
2	1'26.199	19.582	24.299	20.096	22.222	252.3
3	1'25.720	19.237	24.382	19.980	22.121	251.1
4	1'25.206	19.167	24.104	19.895	22.040	253.5
5	1'31.163	19.366	27.019	21.894	22.884	253.5
6	1'28.187	19.212	24.245	19.998	24.732	251.7
7	1'25.642	19.132	24.160	20.107	22.243	252.3
8	1'30.602	21.015	26.121	20.594	22.872	251.7
9	1'25.534 *	19.244	24.258	19.921	22.111 *	254.1
10	1'34.538 P	21.017	26.594	22.903	24.024	252.9

Runs=1	Total laps=18	Full laps=13				
17	1'33.495 *	19.41*	24.414	20.279	29.384	250.5
18	1'25.948	19.305	24.262	20.069	22.312	252.9
19	1'25.606	19.249	24.225	19.931	22.201	251.1
20	1'25.650	19.342	24.234	19.932	22.142	250.0
21	1'25.462	19.190	24.238	19.860	22.174	251.1

25th 28 Niccolò ANTONELLI Mooney VR46 Racing ITA

Runs=1	Total laps=18	Full laps=12				
1	2'19.579	26.632	26.278	20.482	32.706	
2	1'26.023	19.583	24.290	19.913	22.237	252.3
3	1'25.211	19.213	24.014	19.807	22.177	255.9
4	1'34.617	20.223	25.784	20.345	28.265	253.5
5	1'43.429	34.190	26.290	20.476	22.473	254.7
6	1'25.609 *	19.337	24.157	20.023 *	22.092	253.5
7	1'25.631	19.157	24.253	20.063	22.158	253.5
8	1'25.729	19.236	24.268	20.029	22.196	254.1
9	1'25.793	19.266	24.364	19.973	22.190	253.5
10	1'33.241 P	21.111	26.599	21.226	24.305	237.3
11	1'26.312	23.651	25.646	20.165	24.252	
12	1'33.741	19.627	30.260	20.377	23.477	252.9
13	1'29.521 *	22.26*	24.891	20.125	22.240	252.3
14	1'25.718	19.277	24.374	19.931	22.136	252.9
15	1'25.994 *	19.335	24.396	20.102	22.161 *	254.1
16	1'25.623	19.289	24.342	19.800	22.192	252.9
17	1'26.436	19.169	24.502	20.305	22.460	253.5
18	1'25.923	19.228	24.414	20.176	22.105	253.5

26th 84 Zonta VAN DEN GO RW Racing GP NED

Runs=2	Total laps=15	Full laps=9				
1	1'50.835	20.306	25.519	20.605	22.910	
2	1'26.987	19.585	24.753	20.104	22.545	249.4
3	1'30.987 *	19.514	26.960 *	20.410	24.103	250.0
4	1'26.756	19.715	24.622	20.006	22.413	248.2
5	1'34.929	24.267	26.937	20.297	23.428	252.3
6	1'26.223	19.473	24.345	19.741	22.664	250.0
7	1'28.110	20.981	24.644	19.922	22.563	197.0
8	1'30.050	22.832	24.819	20.253	22.146	250.5
9	1'25.299	19.301	24.328	19.665	22.005	251.7
10	1'25.579	19.191	24.241	20.002	22.145	251.7
11	1'34.755 P	19.474	29.557	20.549	25.175	251.1
12	1'28.322	20.750	24.961	20.202	25.316	
13	1'25.813 *	19.397	24.315	19.832 *	22.269	248.2
unfinished						250.0
14	1'35.819 *	23.75*	28.131	20.703	23.227 *	

27th 61 Alessandro ZACCO Gresini Racing Moto2 ITA

Runs=2	Total laps=20	Full laps=8				
1	2'16.369	23.874	27.464	21.200	23.076	
2	1'27.723 *	20.366	24.716	20.124 *	22.517	247.7
3	1'26.516 *	19.683	24.484	20.180 *	22.169	250.5

Fastest Lap: Filip SALAC Gresini Racing Moto2 CZE **1'23.640** 18.972 23.760 19.341 21.567

These data/results cannot be reproduced, stored and/or transmitted in whole or in part by any manner of electronic, mechanical, photocopying, recording, broadcasting or otherwise now known or herein after developed without the previous express consent by the copyright owner, except for reproduction in daily press and regular printed publications on sale to the public within 60 days of the event related to those data/results and always provided that copyright symbol appears together as follows below.
© DORNA, 2022

Official MotoGP Timing by TISSOT
www.motogp.com

Sachsenring, Saturday, June 18, 2022

Page 5 of 6



Free Practice Nr. 3

Moto2

Lap	Lap Time	T1	T2	T3	T4	Speed	Lap	Lap Time	T1	T2	T3	T4	Speed
4	1'25.804	19.478	24.277	19.941	22.108	251.1	12	13'15.509	20.404	24.862	20.240	27.653	
5	1'26.931	19.423	24.694	20.464	22.350	250.5	13	1'26.336	19.541	24.585	19.982	22.228	252.3
6	1'27.737 P	19.511	24.464	19.995	23.767	250.0	14	1'32.287 *	19.769	29.820	20.273	22.425*	248.2
7	7'06.430	21.971	26.095	20.479	22.548		15	1'34.336 *	19.76*	24.563	21.100*	28.909	248.2
8	1'26.951 *	19.814	24.564	20.283*	22.290	249.4	16	1'28.337 *	19.552	24.728	20.886*	23.171*	250.5
9	1'26.354	19.622	24.481	19.978	22.273	248.8	17	1'30.149	19.961	27.729	20.143	22.316	249.4
10	1'25.544	19.337	24.267	19.821	22.119	250.0	18	1'27.338	19.764	24.744	20.223	22.607	249.4
11	1'25.860	19.344	24.411	19.974	22.131	248.2	19	1'27.300 *	19.90*	24.788	20.208	22.396	250.5
12	1'26.774	19.887	24.763	19.872	22.252	248.8							
13	1'30.484 P	19.393	24.265	21.950	24.876	250.5							
14	6'15.616	20.648	25.863	20.659	22.924								
15	1'32.452	20.789	28.890	20.379	22.394	247.1							
16	1'26.045 *	19.59*	24.379	19.866	22.202	247.7							
17	1'25.608 *	19.451	24.256	19.832*	22.069	251.1							
18	1'25.759	19.363	24.316	19.819	22.261	249.4							
19	1'38.534 *	25.262	29.773	20.362	23.137*	229.2							
20	1'28.792 *	20.11*	25.404	20.383	22.886	250.0							

30th 81 Keminth KUBO Yamaha VR46 Master THA
Runs=2 Total laps=18 Full laps=10

1	1'51.121	24.101	26.992	21.174	22.649	
2	1'27.346	19.765	24.829	20.407	22.345	250.0
3	1'29.716 *	19.637	26.807*	20.269	23.003	251.1
4	1'27.115	19.566	24.787	20.393	22.369	247.7
5	1'27.057	19.518	24.911	20.323	22.305	249.4
6	1'35.252 P	21.370	26.255	21.281	26.346	249.4
7	1'50.130	22.654	25.014	20.068	22.355	
8	1'26.588	19.504	24.765	20.208	22.111	250.0
9	1'26.398	19.403	24.927	20.056	22.012	251.1
10	1'25.882	19.293	24.540	20.030	22.019	252.9
11	1'29.266 P	19.896	25.985	20.101	23.284	251.1
12	14'18.099	22.901	25.711	20.532	24.789	
13	1'31.716 *	19.558	27.749	20.597	23.812*	251.1
14	1'34.192 *	24.84*	24.998	20.000	24.345	252.3
15	1'26.580	19.881	24.588	20.109	22.002	251.7
16	1'26.503	19.591	24.495	19.895	22.522	251.7
17	1'26.311	19.632	24.513	19.984	22.182	246.5
18	1'25.943	19.450	24.483	19.939	22.071	250.5

28th 52 Jeremy ALCOBA Liqui Moly Intact GP SPA
Runs=1 Total laps=22 Full laps=9

1	1'39.667	22.116	25.706	20.494	26.179	
2	1'26.866	19.739	24.621	20.118	22.388	247.1
3	1'26.244 *	19.520	24.560*	19.930	22.234	247.1
4	1'25.941 *	19.49*	24.356	19.900	22.192	247.7
5	1'25.784	19.377	24.311	19.889	22.207	250.0
6	1'26.158	19.402	24.435	20.045	22.276	246.0
7	1'28.849 *	19.439	25.246	20.195	23.969*	246.0
8	1'26.066	19.355	24.381	20.136	22.194	248.2
9	1'30.374	19.347	24.466	20.918	25.643	247.1
10	1'26.478	19.414	24.528	20.194	22.342	246.0
11	1'26.365 *	19.338	24.620	20.065	22.342*	246.0
12	1'26.202	19.297	24.461	20.104	22.340	246.0
13	1'26.197 *	19.280	24.481	20.069	22.367*	244.3
14	1'28.379 *	19.344	24.549	21.454	23.032*	244.3
15	1'28.928 P	19.382	24.521	20.253	24.772	244.3
16	9'53.538	19.488	25.158	20.177	22.491	
17	1'29.483 *	21.46*	25.310	20.442	22.270*	248.8
18	1'25.946 *	19.39*	24.312	19.913	22.331	248.8
19	1'27.341	20.878	24.308	19.950	22.205	249.4
20	1'25.334 *	19.145	24.195	19.875*	22.119	247.7
21	1'33.971	19.120	24.317	19.937	30.597	244.8
22	1'33.983 *	21.67*	28.077	21.519	22.717	246.0

29th 55 Alex TOLEDO Pertamina Mandalika SPA
Runs=1 Total laps=19 Full laps=11

1	2'06.668	23.486	25.574	20.453	26.189	
2	1'30.671	19.848	24.655	19.952	26.216	241.6
3	1'25.847	19.465	24.403	19.859	22.120	247.7
4	1'29.771	19.485	24.441	20.071	25.774	249.4
5	1'26.159	19.530	24.493	19.914	22.222	251.7
6	1'26.230	19.596	24.462	19.998	22.174	250.0
7	1'31.494	19.511	24.535	21.633	25.815	248.2
8	1'30.968	20.600	26.859	20.016	23.493	250.5
9	1'26.451 *	19.631	24.626	19.993	22.201*	251.7
10	1'27.186	19.649	24.707	20.037	22.793	250.0
11	1'32.618 P	21.694	25.650	20.385	24.889	249.4

Fastest Lap: Filip SALAC Gresini Racing Moto2 CZE **1'23.640** 18.972 23.760 19.341 21.567

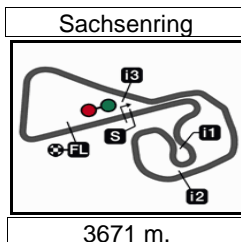
These data/results cannot be reproduced, stored and/or transmitted in whole or in part by any manner of electronic, mechanical, photocopying, recording, broadcasting or otherwise now known or herein after developed without the previous express consent by the copyright owner, except for reproduction in daily press and regular printed publications on sale to the public within 60 days of the event related to those data/results and always provided that copyright symbol appears together as follows below.
© DORNA, 2022

Official MotoGP Timing by TISSOT
www.motogp.com

Sachsenring, Saturday, June 18, 2022

Page 6 of 6





Results and timing service provided by **TISSOT**

LIQUI MOLY MOTORRAD GRAND PRIX DEUTSCHLAND

Free Practice Nr. 3

Best Partial Times

Moto2™

IT Ideal Lap Time, sum of the best partial times

BT Best Lap Time


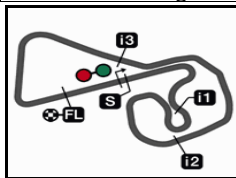
T1		T2		T3		T4				IT	BT	
Pos	Rider	Time	Rider	Time	Rider	Time	Rider	Time	Pos	Rider	IT	BT
1	A.FERNANDEZ	18.846	A.FERNANDEZ	23.631	S.LOWES	19.326	F.SALAC	21.567	1	F.SALAC	1'23.640	1'23.640 (1)
2	P.ACOSTA	18.860	J.ROBERTS	23.702	F.SALAC	19.341	S.LOWES	21.671	2	A.FERNANDEZ	1'23.693	1'23.957 (3)
3	C.VIETTI	18.867	B.BENDSNEYDE	23.750	C.BEAUBIER	19.374	M.SCHROTTER	21.679	3	C.BEAUBIER	1'23.843	1'24.142 (9)
4	C.BEAUBIER	18.875	F.SALAC	23.760	A.CANET	19.383	A.LOPEZ	21.683	4	A.CANET	1'23.853	1'23.853 (2)
5	A.ARENAS	18.875	A.CANET	23.760	T.ARBOLINO	19.387	C.BEAUBIER	21.689	5	S.LOWES	1'23.888	1'24.285 (12)
6	A.CANET	18.889	M.RAMIREZ	23.853	F.ALDEGUER	19.390	P.ACOSTA	21.699	6	B.BENDSNEY	1'23.995	1'24.014 (4)
7	A.LOPEZ	18.903	C.VIETTI	23.878	A.FERNANDEZ	19.479	F.ALDEGUER	21.710	7	C.VIETTI	1'23.999	1'24.353 (15)
8	T.ARBOLINO	18.936	S.LOWES	23.891	M.GONZALEZ	19.481	L.DALLA PORTA	21.716	8	A.LOPEZ	1'24.001	1'24.132 (8)
9	S.CHANTRA	18.943	C.BEAUBIER	23.905	C.VIETTI	19.483	B.BENDSNEYDE	21.721	9	J.ROBERTS	1'24.007	1'24.122 (7)
10	M.SCHROTTER	18.946	A.LOPEZ	23.923	A.LOPEZ	19.492	A.ARENAS	21.734	9	P.ACOSTA	1'24.007	1'24.052 (5)
11	L.DALLA PORTA	18.948	P.ACOSTA	23.924	J.DIXON	19.494	A.FERNANDEZ	21.737	11	T.ARBOLINO	1'24.040	1'24.363 (17)
12	M.GONZALEZ	18.958	T.ARBOLINO	23.927	M.SCHROTTER	19.498	J.ROBERTS	21.751	12	M.SCHROTTE	1'24.061	1'24.358 (16)
13	B.BENDSNEYDE	18.965	M.GONZALEZ	23.928	L.DALLA PORTA	19.501	C.VIETTI	21.771	13	F.ALDEGUER	1'24.100	1'24.231 (10)
14	A.OGURA	18.966	B.BALTUS	23.931	A.OGURA	19.504	J.DIXON	21.773	13	A.ARENAS	1'24.100	1'24.100 (6)
15	F.SALAC	18.972	J.DIXON	23.937	J.ROBERTS	19.506	T.ARBOLINO	21.790	15	L.DALLA POR	1'24.106	1'24.235 (11)
16	J.NAVARRO	18.985	M.SCHROTTER	23.938	A.ARENAS	19.517	M.GONZALEZ	21.804	16	M.GONZALEZ	1'24.171	1'24.288 (13)
17	S.LOWES	19.000	L.DALLA PORTA	23.941	P.ACOSTA	19.524	A.CANET	21.821	17	J.DIXON	1'24.245	1'24.405 (18)
18	F.ALDEGUER	19.005	S.CHANTRA	23.965	B.BENDSNEYDE	19.559	A.OGURA	21.825	18	A.OGURA	1'24.279	1'24.314 (14)
19	J.DIXON	19.041	A.ARENAS	23.974	J.NAVARRO	19.563	S.CHANTRA	21.834	19	S.CHANTRA	1'24.399	1'24.748 (22)
20	B.BALTUS	19.047	A.OGURA	23.984	B.BALTUS	19.595	J.NAVARRO	21.849	20	M.RAMIREZ	1'24.413	1'24.413 (19)
21	J.ROBERTS	19.048	F.ALDEGUER	23.995	M.RAMIREZ	19.615	M.RAMIREZ	21.852	21	J.NAVARRO	1'24.446	1'24.685 (21)
22	M.RAMIREZ	19.093	N.ANTONELLI	24.014	S.CHANTRA	19.657	S.CORSI	21.878	22	B.BALTUS	1'24.569	1'24.586 (20)
23	J.ALCOBA	19.120	J.NAVARRO	24.049	Z.VAN DEN GOO	19.665	B.BALTUS	21.996	23	S.CORSI	1'24.773	1'24.882 (23)
24	S.KELLY	19.132	S.CORSI	24.055	S.CORSI	19.670	K.KUBO	22.002	24	N.ANTONELLI	1'25.063	1'25.211 (25)

These data/results cannot be reproduced, stored and/or transmitted in whole or in part by any manner of electronic, mechanical, photocopying, recording, broadcasting or otherwise now known or herein after developed without the previous express consent by the copyright owner, except for reproduction in daily press and regular printed publications on sale to the public within 60 days of the event related to those data/results and always provided that copyright symbol appears together as follows below.
© DORNA, 2022

Official MotoGP Timing by **TISSOT**
www.motogp.com



Sachsenring

Results and timing service provided by  TISSOT

3671 m.

LIQUI MOLY MOTORRAD GRAND PRIX DEUTSCHLAND

Free Practice Nr. 3

Best Partial Times

Moto2™

IT Ideal Lap Time, sum of the best partial times*BT* Best Lap Time

T1		T2		T3		T4				<i>IT</i>	<i>BT</i>	
<i>Pos</i>	<i>Rider</i>	<i>Time</i>	<i>Rider</i>	<i>Time</i>	<i>Rider</i>	<i>Time</i>	<i>Rider</i>	<i>Time</i>	<i>Pos</i>	<i>Rider</i>		
25	N.ANTONELLI	19.157	S.KELLY	24.104	N.ANTONELLI	19.800	Z.VAN DEN GOO	22.005	25	Z.VAN DEN G	1'25.102	1'25.299 (26)
26	S.CORSI	19.170	J.ALCOBA	24.195	A.ZACCONI	19.819	S.KELLY	22.040	26	S.KELLY	1'25.136	1'25.206 (24)
27	Z.VAN DEN GOO	19.191	Z.VAN DEN GOO	24.241	A.TOLEDI	19.859	A.ZACCONI	22.069	27	J.ALCOBA	1'25.323	1'25.784 (28)
28	K.KUBO	19.293	A.ZACCONI	24.256	S.KELLY	19.860	N.ANTONELLI	22.092	28	A.ZACCONI	1'25.481	1'25.544 (27)
29	A.ZACCONI	19.337	A.TOLEDI	24.403	J.ALCOBA	19.889	J.ALCOBA	22.119	29	K.KUBO	1'25.673	1'25.882 (30)
30	A.TOLEDI	19.465	K.KUBO	24.483	K.KUBO	19.895	A.TOLEDI	22.120	30	A.TOLEDI	1'25.847	1'25.847 (29)


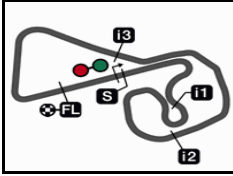
These data/results cannot be reproduced, stored and/or transmitted in whole or in part by any manner of electronic, mechanical, photocopying, recording, broadcasting or otherwise now known or herein after developed without the previous express consent by the copyright owner, except for reproduction in daily press and regular printed publications on sale to the public within 60 days of the event related to those data/results and always provided that copyright symbol appears together as follows below.
© DORNA, 2022

Official MotoGP Timing by TISSOT
www.motogp.com

moto2™




Sachsenring

Results and timing service provided by **Moto2™**

3671 m.

LIQUI MOLY MOTORRAD GRAND PRIX DEUTSCHLAND**Free Practice Nr. 3****Fastest Laps Sequence**

<i>Practice Time</i>	 <i>Rider</i>	<i>Nation</i>	<i>Motorcycle</i>	<i>Time</i>	<i>Km/h</i>	<i>Rider's Lap</i>
2'59.409	23 Marcel SCHROTTER	GER	KALEX	1'24.389	156.6	2
3'01.922	22 Sam LOWES	GBR	KALEX	1'24.313	156.7	2
5'18.702	64 Bo BENDSNEYDER	NED	KALEX	1'24.014	157.3	3
6'49.458	12 Filip SALAC	CZE	KALEX	1'23.640	158.0	3

These data/results cannot be reproduced, stored and/or transmitted in whole or in part by any manner of electronic, mechanical, photocopying, recording, broadcasting or otherwise now known or herein after developed without the previous express consent by the copyright owner, except for reproduction in daily press and regular printed publications on sale to the public within 60 days of the event related to those data/results and always provided that copyright symbol appears together as follows below.

© DORNA, 2022

Official MotoGP Timing by TISSOT
www.motogp.com

Sachsenring, Saturday, June 18, 2022*moto2™*