



4185 m.

SHARK GRAND PRIX DE FRANCE

Free Practice Nr. 1

Classification

3



	Rider	Nation	Team	Motorcycle	Time	Lap Total	Gap	Top Speed
1	35 Somkiat CHANTRA	THA	IDEMITSU Honda Team Asia	KALEX	1'36.108	19 20		265.9
2	37 Augusto FERNANDEZ	SPA	Red Bull KTM Ajo	KALEX	1'36.263	14 18	0.155 0.155	263.1
3	62 Stefano MANZI	ITA	Yamaha VR46 Master Camp Tea	KALEX	1'36.608	15 18	0.500 0.345	265.2
4	22 Sam LOWES	GBR	Elf Marc VDS Racing Team	KALEX	1'36.654	11 19	0.546 0.046	265.9
5	23 Marcel SCHROTTER	GER	Liqui Moly Intact GP	KALEX	1'36.710	16 16	0.602 0.056	267.3
6	13 Celestino VIETTI	ITA	Mooney VR46 Racing Team	KALEX	1'36.746	17 19	0.638 0.036	269.5
7	75 Albert ARENAS	SPA	Inde GASGAS Aspar Team	KALEX	1'36.749	15 18	0.641 0.003	267.3
8	96 Jake DIXON	GBR	Inde GASGAS Aspar Team	KALEX	1'36.750	11 16	0.642 0.001	265.2
9	51 Pedro ACOSTA	SPA	Red Bull KTM Ajo	KALEX	1'36.754	17 19	0.646 0.004	267.3
10	21 Alonso LOPEZ	SPA	MB Conveyors Speed Up	BOSCOSCURO	1'36.797	16 20	0.689 0.043	265.9
11	18 Manuel GONZALEZ	SPA	Yamaha VR46 Master Camp Tea	KALEX	1'36.844	16 19	0.736 0.047	266.6
12	79 Ai OGURA	JPN	IDEMITSU Honda Team Asia	KALEX	1'37.048	9 18	0.940 0.204	266.6
13	9 Jorge NAVARRO	SPA	Flexbox HP40	KALEX	1'37.127	7 13	1.019 0.079	266.6
14	6 Cameron BEAUBIER	USA	American Racing	KALEX	1'37.148	20 21	1.040 0.021	267.3
15	54 Fermín ALDEGUER	SPA	MB Conveyors Speed Up	BOSCOSCURO	1'37.152	15 18	1.044 0.004	265.2
16	14 Tony ARBOLINO	ITA	Elf Marc VDS Racing Team	KALEX	1'37.158	7 19	1.050 0.006	268.7
17	42 Marcos RAMIREZ	SPA	MV Agusta Forward Racing	MV AGUSTA	1'37.162	13 19	1.054 0.004	263.8
18	16 Joe ROBERTS	USA	Italtrans Racing Team	KALEX	1'37.337	11 18	1.229 0.175	266.6
19	61 Alessandro ZACCONE	ITA	Gresini Racing Moto2	KALEX	1'37.356	16 17	1.248 0.019	263.1
20	12 Filip SALAC	CZE	Gresini Racing Moto2	KALEX	1'37.368	12 19	1.260 0.012	266.6
21	7 Barry BALTUS	BEL	RW Racing GP	KALEX	1'37.395	14 16	1.287 0.027	263.8
22	40 Aron CANET	SPA	Flexbox HP40	KALEX	1'37.515	15 15	1.407 0.120	265.2
23	64 Bo BENDSNEYDER	NED	Pertamina Mandalika SAG Team	KALEX	1'37.602	12 18	1.494 0.087	265.2
24	2 Gabriel RODRIGO	ARG	Pertamina Mandalika SAG Team	KALEX	1'37.673	14 17	1.565 0.071	265.9
25	19 Lorenzo DALLA PORTA	ITA	Italtrans Racing Team	KALEX	1'37.747	14 17	1.639 0.074	267.3
26	84 Zonta VAN DEN GOORBE	NED	RW Racing GP	KALEX	1'37.859	19 20	1.751 0.112	265.9
27	28 Niccolò ANTONELLI	ITA	Mooney VR46 Racing Team	KALEX	1'37.950	15 18	1.842 0.091	267.3
28	52 Jeremy ALCOBA	SPA	Liqui Moly Intact GP	KALEX	1'38.357	7 16	2.249 0.407	265.9
29	24 Simone CORSI	ITA	MV Agusta Forward Racing	MV AGUSTA	1'38.520	6 17	2.412 0.163	262.4
30	4 Sean Dylan KELLY	USA	American Racing	KALEX	1'40.028	11 21	3.920 1.508	262.4

Practice condition: **Dry**Air: **16°**Humidity: **57%**Ground: **20°**

Fastest Lap:	Lap: 19	Somkiat CHANTRA	1'36.108	156.7 Km/h
Best Race Lap:	2019	Jorge NAVARRO	1'36.764	155.6 Km/h
All Time Lap Record:	2022	Somkiat CHANTRA	1'36.108	156.7 Km/h

The results are provisional until the end of the limit for protest and appeals.

Time limit for protest expires 30' after publication of the results - Time:

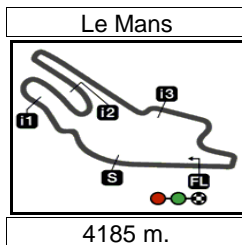
These data/results cannot be reproduced, stored and/or transmitted in whole or in part by any manner of electronic, mechanical, photocopying, recording, broadcasting or otherwise now known or herein after developed without the previous express consent by the copyright owner, except for reproduction in daily press and regular printed publications on sale to the public within 60 days of the event related to those data/results and always provided that copyright symbol appears together as follows below.

© DORNA, 2022

Official MotoGP Timing by TISSOT
www.motogp.com

Le Mans, Friday, May 13, 2022





Results and timing service provided by **TISSOT**

Moto2™

SHARK GRAND PRIX DE FRANCE

Free Practice Nr. 1

Top Speed & Average

4



Rider	Nation	Motorcycle	Top 5 speeds					Average	Top
13 Celestino VIETTI	ITA	KALEX	269.5	268.7	265.9	265.9	265.9	267.0	269.5
14 Tony ARBOLINO	ITA	KALEX	268.7	267.3	267.3	266.6	266.6	267.1	268.7
6 Cameron BEAUBIER	USA	KALEX	267.3	265.9	265.2	264.5	264.5	265.5	267.3
19 Lorenzo DALLA PORTA	ITA	KALEX	267.3	264.5	264.5	264.5	264.5	265.1	267.3
23 Marcel SCHROTT	GER	KALEX	267.3	266.6	265.9	265.9	265.9	266.2	267.3
28 Niccolò ANTONELLI	ITA	KALEX	267.3	266.6	265.9	265.2	264.5	265.1	267.3
51 Pedro ACOSTA	SPA	KALEX	267.3	266.6	266.6	266.6	265.9	266.3	267.3
75 Albert ARENAS	SPA	KALEX	267.3	265.9	265.9	265.9	265.9	266.2	267.3
9 Jorge NAVARRO	SPA	KALEX	266.6	266.6	265.9	265.9	265.9	266.1	266.6
12 Filip SALAC	CZE	KALEX	266.6	266.6	265.9	265.2	265.2	265.9	266.6
16 Joe ROBERTS	USA	KALEX	266.6	265.2	263.8	263.1	262.4	263.7	266.6
18 Manuel GONZALEZ	SPA	KALEX	266.6	266.6	265.9	265.9	265.9	266.2	266.6
79 Ai OGURA	JPN	KALEX	266.6	265.9	265.9	265.2	265.2	265.6	266.6
2 Gabriel RODRIGO	ARG	KALEX	265.9	264.5	264.5	263.8	263.8	264.3	265.9
21 Alonso LOPEZ	SPA	BOSCOSCURO	265.9	264.5	263.8	263.8	262.4	263.6	265.9
22 Sam LOWES	GBR	KALEX	265.9	265.2	264.5	264.5	264.5	264.7	265.9
35 Somkiat CHANTRA	THA	KALEX	265.9	265.2	265.2	265.2	264.5	265.0	265.9
52 Jeremy ALCOBA	SPA	KALEX	265.9	265.2	264.5	264.5	263.8	264.4	265.9
84 Zonta VAN DEN GOORBERGH	NED	KALEX	265.9	265.9	265.2	263.8	263.1	264.5	265.9
40 Aron CANET	SPA	KALEX	265.2	263.8	263.8	263.8	263.8	264.0	265.2
54 Fermín ALDEGUER	SPA	BOSCOSCURO	265.2	265.2	264.5	264.5	264.5	264.8	265.2
62 Stefano MANZI	ITA	KALEX	265.2	264.5	263.8	263.8	263.1	264.1	265.2
64 Bo BENDSNEYDER	NED	KALEX	265.2	265.2	265.2	264.5	264.5	264.9	265.2
96 Jake DIXON	GBR	KALEX	265.2	263.1	262.4	262.4	261.7	262.5	265.2
7 Barry BALTUS	BEL	KALEX	263.8	263.1	262.4	262.4	261.7	262.4	263.8
42 Marcos RAMIREZ	SPA	MV AGUSTA	263.8	263.1	263.1	262.4	261.7	262.3	263.8
37 Augusto FERNANDEZ	SPA	KALEX	263.1	263.1	263.1	263.1	263.1	263.1	263.1
61 Alessandro ZACCONE	ITA	KALEX	263.1	263.1	263.1	263.1	262.4	262.8	263.1
4 Sean Dylan KELLY	USA	KALEX	262.4	262.4	262.4	261.7	261.7	262.1	262.4
24 Simone CORSI	ITA	MV AGUSTA	262.4	261.7	261.7	261.0	261.0	261.6	262.4

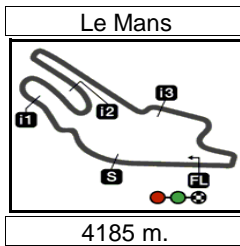
These data/results cannot be reproduced, stored and/or transmitted in whole or in part by any manner of electronic, mechanical, photocopying, recording, broadcasting or otherwise now known or herein after developed without the previous express consent by the copyright owner, except for reproduction in daily press and regular printed publications on sale to the public within 60 days of the event related to those data/results and always provided that copyright symbol appears together as follows below.

© DORNA, 2022

Official MotoGP Timing by TISSOT
www.motogp.com



Le Mans, Friday, May 13, 2022



Results and timing service provided by TISSOT

Moto2™

SHARK GRAND PRIX DE FRANCE

Free Practice Nr. 1

Chronological Analysis of Performances

5

* Lap / Sector time cancelled **T1** Time from finish line to 1st intermediate **T3** Time from 2nd intermed. to 3rd intermed.
P Crossing the finish line in pit lane **T2** Time from 1st intermed. to 2nd intermed. **T4** Time from 3rd intermediate to finish line

Lap	Lap Time	T1	T2	T3	T4	Speed	Lap	Lap Time	T1	T2	T3	T4	Speed
1st 35 Somkiat CHANTRA IDEMITSU Honda Te THA							4th 22 Sam LOWES Elf Marc VDS Racing GBR						
			Runs=1	Total laps=20	Full laps=16					Runs=1	Total laps=19	Full laps=12	
1	3'18.221	17.627	23.597	30.175	26.155		1	2'03.576	17.827	23.750	28.930	26.675	
2	1'38.537	23.056	22.183	27.719	25.579	263.8	2	1'39.468	23.433	22.260	27.915	25.860	260.3
3	1'38.696	22.986	22.109	27.796	25.805	265.2	3	1'38.139	23.015	22.049	27.529	25.546	263.1
4	1'38.475	22.842	22.206	27.766	25.661	264.5	4	1'37.836	23.100	21.916	27.412	25.408	263.1
5	1'38.210	22.762	22.061	27.702	25.685	263.1	5	1'38.409	22.748	21.742	27.251	26.668	265.9
6	1'37.747	22.745	21.907	27.369	25.726	265.2	6	1'37.097	22.803	21.687	27.222	25.385	261.7
7	1'38.361	23.019	22.062	27.528	25.752	265.2	7	1'36.920	22.715	21.710	27.112	25.383	264.5
8	1'37.838	22.992	21.968	27.273	25.605	262.4	8	1'36.977	22.656	21.734	27.350	25.237	264.5
9	1'42.124	22.903	24.674	29.066	25.481	263.1	9	1'37.156	22.626	21.713	27.472	25.345	263.8
10	1'37.290	22.677	21.835	27.163	25.615	263.1	10	1'36.871	22.628	21.744	27.175	25.324	263.1
11	1'36.902	22.514	21.704	27.241	25.443	263.1	11	1'36.654	22.606	21.788	27.035	25.225	264.5
12	1'37.688	22.633	21.895	27.473	25.687	260.3	12	1'50.834 P	23.892	23.831	31.580	31.531	264.5
13	1'37.070	22.684	21.756	27.089	25.541	260.3	13	11'07.480	17.995	23.177	28.941	26.710	
14	1'40.138 P	22.749	21.948	27.491	27.950	263.1	14	1'38.353	23.154	22.086	27.497	25.616	259.6
15	7'50.299	20.780	23.041	27.975	25.909		15	1'46.018 *	22.828	21.844			264.5
16	1'37.898 *	22.832	21.837	27.237*	25.992	262.4	16	1'37.438 *	22.869	21.882	27.262	25.425	264.5
17	1'36.555	22.634	21.770	26.935	25.216	264.5	17	1'37.212 *	22.769	21.815*	27.204	25.424	263.1
18	1'36.727	22.565	21.808	26.962	25.392	264.5	18	1'36.919	22.602	21.731	27.270	25.316	265.2
19	1'36.108	22.469	21.642	26.852	25.145	265.9	19	1'36.930 *	22.567	21.826	27.311*	25.226*	264.5
20	1'37.144	22.544	21.820	27.161	25.619	263.1							
2nd 37 Augusto FERNAND Red Bull KTM Ajo SPA							5th 23 Marcel SCHROTTE Liqui Moly Intact GP GER						
			Runs=1	Total laps=18	Full laps=15					Runs=2	Total laps=17	Full laps=10	
1	2'40.239	19.808	25.047	29.504	26.841		1	3'30.403	17.903	24.203	28.811	26.850	
2	1'40.233	23.452	22.631	28.095	26.055	260.3	2	1'40.934	23.510	23.300	28.013	26.111	263.8
3	1'38.639	22.948	22.189	27.852	25.650	263.1	3	1'38.605	23.051	22.380	27.465	25.709	265.2
4	1'38.583	22.767	22.181	27.787	25.848	262.4							
5	1'37.505	22.606	21.910	27.514	25.475	263.1							
6	1'37.039	22.533	21.783	27.336	25.387	262.4							
7	1'36.813	22.493	21.748	27.259	25.313	263.1							
8	1'36.937	22.571	21.765	27.289	25.312	261.0							
9	1'39.714	22.631	21.965	28.144	26.974	260.3							
10	1'41.943 P	22.675	21.769	27.726	29.773	261.7							
11	11'19.989 *	20.170	23.821	28.634*	25.819								
12	1'37.408	22.831	22.026	27.244	25.307	261.0							
13	1'36.733	22.510	21.673	27.263	25.287	261.7							
14	1'36.263	22.385	21.536	27.097	25.245	263.1							
15	1'38.217	22.527	21.725	27.830	26.135	263.1							
16	1'36.626	22.599	21.702	27.102	25.223	262.4							
17	1'36.563	22.447	21.754	27.046	25.316	263.1							
18	1'36.747	22.473	21.779	27.169	25.326	262.4							
3rd 62 Stefano MANZI Yamaha VR46 Master ITA													
			Runs=1	Total laps=18	Full laps=12								

Fastest Lap: Somkiat CHANTRA IDEMITSU Honda Te THA **1'36.108** 22.469 21.642 26.852 25.145

These data/results cannot be reproduced, stored and/or transmitted in whole or in part by any manner of electronic, mechanical, photocopying, recording, broadcasting or otherwise now known or herein after developed without the previous express consent by the copyright owner, except for reproduction in daily press and regular printed publications on sale to the public within 60 days of the event related to those data/results and always provided that copyright symbol appears together as follows below.
 © DORNA, 2022



Free Practice Nr. 1

Moto2

Lap	Lap Time	T1	T2	T3	T4	Speed	Lap	Lap Time	T1	T2	T3	T4	Speed
4	1'38.269	23.011	22.196	27.412	25.650	265.9	17	1'37.048	22.527	21.733	27.366	25.422	264.5
5	1'38.234	22.929	22.076	27.397	25.832	264.5	18	1'36.874	22.404	21.963	27.007	25.500	265.2
6	1'37.424	22.685	22.056	27.137	25.546	265.9	8th 96 Jake DIXON Inde GASGAS Aspar GBR						
7	1'37.278	22.803	21.999	27.071	25.405	264.5	Runs=2 Total laps=16 Full laps=11						
8	1'37.006	22.671	21.976	27.077	25.282	265.9	1	3'09.269	17.061	23.934	28.716	26.630	
9	1'46.115 *	22.672	22.041		267.3		2	1'39.519	23.604	22.287	27.709	25.919	259.6
10	1'38.535 *	22.813	21.907	27.198	26.617	265.2	3	1'38.011	22.926	22.080	27.359	25.646	261.0
11	1'38.695	22.928	22.815	27.415	25.537	265.9	4	1'37.658	22.700	21.898	27.489	25.571	261.7
12	1'36.923	22.717	21.893	27.020	25.293	265.9	5	1'37.893	22.939	21.876	27.339	25.739	261.7
13	1'40.205 P	22.662	21.939	27.107	28.497	265.2	6	1'37.225	22.579	21.757	27.145	25.744	262.4
14	12'41.470	18.055	23.898	28.096	26.183		7	1'37.245	22.643	21.811	27.259	25.532	261.0
15	1'37.408 *	22.739	22.041*	27.172	25.456	263.8	8	1'37.775	22.942	21.811	27.308	25.714	265.2
16	1'36.710	22.684	21.817	26.908	25.301	266.6	9	1'37.193	22.572	21.760	27.240	25.621	261.7
	unfinished	22.534	21.884	30.137		265.9	10	1'37.096	22.606	21.794	27.210	25.486	261.7
6th 13 Celestino VIETTI Mooney VR46 Racing ITA							11	1'36.750	22.473	21.786	26.998	25.493	260.3
Runs=2 Total laps=20 Full laps=13							12	1'42.646 P	22.577	21.766	27.299	31.004	261.0
1	2'49.395	16.982	23.768	28.870	26.631		13	1'03.112	18.330	23.543	28.273	25.921	
2	1'38.824	23.300	22.211	27.559	25.754	265.9	14	1'41.029 *	22.694	21.856	30.158*	26.321	261.0
3	1'37.741	22.748	22.003	27.491	25.499	268.7	15	1'36.927	22.685	21.806	26.926	25.510	263.1
4	1'38.211	23.198	22.096	27.302	25.615	269.5	16	4'50.246 P	22.444	21.46.103			262.4
5	1'37.729	22.850	21.953	27.308	25.618	264.5	9th 51 Pedro ACOSTA Red Bull KTM Ajo SPA						
6	1'37.453	22.633	21.987	27.269	25.564	265.9	Runs=1 Total laps=19 Full laps=12						
7	1'37.204	22.607	21.873	27.238	25.486	263.8	1	2'36.532	19.121	26.415	29.261	26.826	
8	1'37.443	22.535	21.972	27.370	25.566	263.1	2	1'40.279	23.615	22.227	28.054	26.383	266.6
9	1'37.345	22.685	21.911	27.300	25.449	261.7	3	1'39.031	23.062	22.251	27.790	25.928	266.6
10	1'39.206	22.552	21.880	27.218	27.556	265.9	4	1'37.885	22.825	21.874	27.424	25.762	265.2
11	1'37.177	22.543	21.877	27.312	25.445	264.5	5	1'38.289	22.894	21.966	27.579	25.850	264.5
12	1'37.138 *	22.491	21.858	27.307	25.482*	264.5	6	1'37.383	22.719	21.925	27.175	25.564	266.6
13	1'45.373 P	23.60*	23.671	28.907	29.188	260.3	7	1'40.724	22.663	24.598	27.759	25.704	265.9
14	8'40.229	16.476	23.102	27.778	25.706		8	1'37.727	22.647	21.863	27.450	25.767	265.9
15	1'36.945	22.589	21.760	27.113	25.483	263.1	9	1'37.246	22.563	21.824	27.233	25.626	265.2
16	1'40.903 *	22.459	21.740	31.079	25.625*	265.2	10	1'50.411 P	25.19*	25.157	28.938*	31.124	265.9
17	1'36.746	22.380	21.771	27.042	25.553	264.5	11	10'51.748	15.817	23.330	27.871	26.046	
18	1'36.680 *	22.397	21.832*	27.121	25.330	264.5	12	1'37.359	22.707	21.747	27.310	25.595	262.4
19	1'36.884	22.466	21.934	27.163	25.321	265.9	13	1'37.032	22.577	21.757	27.232	25.466	264.5
	unfinished	22.435	21.898			265.2	14	1'36.779	22.481	21.633	27.126	25.539	265.9
7th 75 Albert ARENAS Inde GASGAS Aspar SPA							15	1'36.894 *	22.498	21.705	27.117	25.574*	264.5
Runs=1 Total laps=18 Full laps=13							16	1'40.200 *	24.38*	22.482	27.612	25.722	267.3
1	3'01.758	16.794	24.600	29.081	27.085		17	1'36.754	22.389	21.782	26.927	25.656	265.9
2	1'40.660	24.170	22.636	27.826	26.028	263.1	18	1'42.911 *	22.452	21.828			264.5
3	1'38.399	23.202	22.039	27.406	25.752	265.9	19	1'39.043 *	22.561	21.889	28.207*	26.386	265.2
4	1'38.181	22.964	22.214	27.322	25.681	265.2	10th 21 Alonso LOPEZ MB Conveyors Speed SPA						
5	1'44.468 *	22.859	21.955			265.9	Runs=2 Total laps=20 Full laps=15						
6	1'37.923 *	22.937	21.991	27.341	25.654	263.1	1	2'17.465	17.314	24.510	29.391	27.837	
7	1'37.741	22.793	22.002	27.299	25.647	263.8	2	1'41.638	23.834	23.103	28.309	26.392	263.8
8	1'37.471	22.613	21.819	27.174	25.865	264.5	3	1'39.929	23.191	22.620	27.898	26.220	265.9
9	1'37.404	22.621	21.873	27.424	25.486	265.9	4	1'39.043	23.135	22.217	27.683	26.008	264.5
10	1'37.226	22.550	21.829	27.267	25.580	264.5	5	1'38.486	22.843	22.199	27.471	25.973	263.8
11	1'37.174	22.467	21.906	27.344	25.457	265.9	6	1'38.350	22.800	22.123	27.481	25.946	261.7
12	1'45.288 P	22.736	22.242	28.947	31.363	267.3	7	1'40.522	22.653	22.967	28.705	26.197	261.7
13	11'18.150	17.314	23.541	28.684	26.201		8	1'37.948	22.860	22.140	27.344	25.604	259.6
14	1'38.600	22.811	22.277	27.424	26.088	264.5	9	1'37.567	22.773	21.932	27.262	25.600	262.4
15	1'36.749	22.441	21.792	27.048	25.468	264.5	10	1'41.877	24.379	23.140	28.372	25.986	260.3
16	1'39.164	22.466	23.523	27.503	25.672	264.5							

Fastest Lap: Somkiat CHANTRA IDEMITSU Honda Te THA 1'36.108 22.469 21.642 26.852 25.145

These data/results cannot be reproduced, stored and/or transmitted in whole or in part by any manner of electronic, mechanical, photocopying, recording, broadcasting or otherwise now known or herein after developed without the previous express consent by the copyright owner, except for reproduction in daily press and regular printed publications on sale to the public within 60 days of the event related to those data/results and always provided that copyright symbol appears together as follows below.
© DORNA, 2022

Free Practice Nr. 1

Moto2

Lap	Lap Time	T1	T2	T3	T4	Speed	Lap	Lap Time	T1	T2	T3	T4	Speed
11	1'37.583	22.810	22.021	27.270	25.482	262.4	1	2'43.549	18.489	24.412	29.094	26.943	
12	1'48.233 P	24.031	23.377	29.466	31.359	258.3	2	1'39.921	23.485	22.595	27.842	25.999	265.2
13	9'32.537	17.065	23.137	28.055	26.122		3	1'38.318	22.874	22.168	27.454	25.822	265.9
14	1'37.698	22.859	21.955	27.325	25.559	261.7	4	1'38.005	22.745	22.184	27.372	25.704	263.1
15	1'37.002 *	22.503	21.840	27.153*	25.506*	261.7	5	1'38.053	23.029	22.160	27.223	25.641	266.6
16	1'36.797	22.526	21.794	27.099	25.378	262.4	6	1'37.683	22.657	22.264	27.260	25.502	265.9
17	1'39.462	22.512	22.644	28.334	25.972	261.7	7	1'37.127	22.612	21.825	27.104	25.586	266.6
18	1'37.563	22.671	21.948	27.202	25.742	261.7	8	1'37.187	22.661	21.896	27.117	25.513	265.9
19	1'39.057	22.652	22.052	27.376	26.977	261.0	9	1'39.033	22.610	22.113	27.551	26.759	265.2
20	1'56.472 P	26.683	24.346	31.755*	33.688	189.9	10	1'37.236	22.584	22.033	27.055	25.564	265.9

11th 18 Manuel GONZALEZ Yamaha VR46 Master SPA

Runs=1 Total laps=19 Full laps=12

1	2'49.099	17.693	24.259	28.967	26.916	
2	1'40.369	23.414	22.578	28.394	25.983	263.1
3	1'38.676	22.874	22.252	27.637	25.913	265.9
4	1'38.687	22.796	22.156	27.784	25.951	266.6
5	1'38.321	22.904	22.128	27.551	25.738	264.5
6	1'38.453	22.638	21.925	27.426	26.464	266.6
7	1'37.546 *	22.615	22.004	27.233*	25.694	265.9
8	1'37.655	22.687	21.895	27.356	25.717	264.5
9	1'37.944 *	22.696	21.861	27.631	25.756*	264.5
10	1'37.965	22.750	22.044	27.438	25.733	263.1
11	1'44.842	24.463	26.216	28.135	26.028	262.4
12	1'41.531 P	22.835	22.133	27.661	28.902	262.4
13	9'43.855	18.807	24.222	28.022	27.940	
14	1'38.071	22.892	22.064	27.423	25.692	260.3
15	1'42.917 *	22.565	21.769	27.237*	31.346*	263.8
16	1'36.844	22.633	21.674	27.043	25.494	265.9
17	1'44.059	22.623	21.829	27.224	32.383	263.8
18	1'37.351	22.679	21.869	27.254	25.549	263.8
19	1'42.451 *	22.742	21.912	30.685*	27.112*	264.5

12th 79 Ai OGURA IDEMITSU Honda Te JPN

Runs=1 Total laps=18 Full laps=14

1	3'22.392	19.074	24.376	29.636	27.428	
2	1'40.368	23.557	22.595	28.028	26.188	263.1
3	1'38.769	23.249	22.158	27.504	25.858	265.2
4	1'38.419	23.005	22.097	27.478	25.839	265.2
5	1'38.438 *	22.931	21.974	27.142*	26.391	265.2
6	1'37.620	22.853	21.885	27.292	25.590	264.5
7	1'37.166	22.734	21.911	27.035	25.486	265.2
8	1'37.096	22.762	21.846	27.069	25.419	265.9
9	1'37.048	22.664	21.833	27.114	25.437	266.6
10	1'37.508	22.727	21.999	27.129	25.653	265.9
11	1'37.315	22.736	21.907	27.229	25.443	263.8
12	1'44.241 P	22.691	21.846	27.272	32.432	264.5
13	11'05.157	19.410	23.716	28.514	26.225	
14	1'38.065	22.975	22.043	27.298	25.749	261.0
15	1'37.961	22.790	21.746	27.100	26.325	263.8
16	1'37.756	22.733	22.140	27.238	25.645	263.8
17	1'37.141	22.743	21.826	27.164	25.408	263.1
18	1'37.190	22.741	21.800	27.112	25.537	263.8

13th 9 Jorge NAVARRO Flexbox HP40 SPA

Runs=2 Total laps=14 Full laps=10

1	2'49.099	17.693	24.259	28.967	26.916	
---	----------	--------	--------	--------	--------	--

14th 6 Cameron BEAUBIE American Racing USA

Runs=2 Total laps=21 Full laps=15

1	3'15.578	18.095	24.341	29.193	26.721	
2	1'40.739	23.752	22.647	28.230	26.110	257.0
3	1'39.470	23.129	22.238	28.151	25.952	262.4
4	1'38.669	22.895	22.136	27.648	25.990	265.9
5	1'37.861	22.720	21.946	27.501	25.694	264.5
6	1'38.046	22.780	22.124	27.463	25.679	264.5
7	1'38.084	22.952	22.107	27.202	25.823	267.3
8	1'37.971	23.016	22.093	27.159	25.703	265.2
9	1'38.147	22.739	22.136	27.377	25.895	263.8
10	1'37.971	22.777	22.084	27.430	25.680	258.3
11	1'37.806	22.661	22.091	27.200	25.854	261.7
12	1'45.803 *	22.712	22.241			261.7
13	1'38.193 *	22.828	22.321	27.440	25.604	261.7
14	1'38.025	22.886	22.057	27.434	25.648	261.0
15	1'37.235	22.616	21.941	27.209	25.469	262.4
16	1'44.147 P	22.828	22.316	27.879	31.124	262.4
17	7'03.085	19.058	23.551	28.213	26.308	
18	1'38.216	23.006	22.092	27.422	25.696	260.3
19	1'37.206	22.632	21.950	27.190	25.434	262.4
20	1'37.148	22.647	21.896	27.212	25.393	263.8
21	2'18.962 P	25.511	26.679	52.566*	34.206	259.6

15th 54 Fermín ALDEGUER MB Conveyors Speed SPA

Runs=1 Total laps=18 Full laps=12

1	2'17.211	17.757	25.609	30.190	27.788	
2	1'41.646	23.959	22.878	28.520	26.289	260.3
3	1'39.470	23.193	22.462	27.820	25.995	263.8
4	1'38.856	22.995	22.333	27.576	25.952	263.8
5	1'41.225 *	24.411*	22.852	27.669	26.288	263.1
6	1'38.010	22.798	22.081	27.458	25.673	263.1
7	1'37.749	22.576	21.948	27.578	25.647	264.5
8	1'58.176 *	25.841*	24.160			263.8
9	1'38.699 *	23.059	22.170	27.514	25.956	264.5
10	1'38.094	22.712	22.267	27.383	25.732	265.2
11	1'37.603	22.642	21.934	27.458	25.569	263.1
12	1'50.344 P	24.951*	23.537	31.194*	30.657	262.4
13	10'59.730	17.251	23.635	29.377	26.663	
14	1'38.816	23.068	22.222	27.455	26.071	262.4
15	1'37.152	22.627	21.880	27.146	25.499	265.2

Fastest Lap: Somkiat CHANTRA IDEMITSU Honda Te THA 1'36.108 22.469 21.642 26.852 25.145

These data/results cannot be reproduced, stored and/or transmitted in whole or in part by any manner of electronic, mechanical, photocopying, recording, broadcasting or otherwise now known or herein after developed without the previous express consent by the copyright owner, except for reproduction in daily press and regular printed publications on sale to the public within 60 days of the event related to those data/results and always provided that copyright symbol appears together as follows below.
© DORNA, 2022

Free Practice Nr. 1

Moto2

Lap	Lap Time	T1	T2	T3	T4	Speed	Lap	Lap Time	T1	T2	T3	T4	Speed
16	1'37.235	22.525	21.862	27.279	25.569	264.5	7	1'41.468	23.004	24.733	27.813	25.918	265.2
17	1'40.749	22.603	21.980	27.194	28.972	263.8	8	1'37.875	22.813	21.880	27.529	25.653	263.1
18	1'37.434	22.694	21.876	27.215	25.649	263.8	9	1'37.701	22.728	21.976	27.291	25.706	262.4
16th 14 Tony ARBOLINO Elf Marc VDS Racing ITA							10	1'39.706	23.008	22.187	27.274	27.237	261.0
Runs=1 Total laps=19 Full laps=15							11	1'37.337	22.694	21.883	27.233	25.527	261.7
1	3'01.590	18.691	27.377	29.181	27.076		12	1'37.491	22.727	21.818	27.228	25.718	262.4
2	1'40.102	24.094	22.442	27.523	26.043	263.1	13	1'37.416	22.694	21.838	27.286	25.598	262.4
3	1'38.396	23.308	22.132	27.249	25.707	265.2	14	1'46.384 P	23.376	22.780	28.673	31.555	261.0
4	1'37.671	22.915	21.973	27.198	25.585	265.9	15	9'09.931	18.080	25.576	33.160	28.482	
5	1'37.444	22.817	21.909	27.088	25.630	265.9	16	1'49.577 P	24.87*	23.984	30.447	30.269	259.0
6	1'37.226	22.751	21.874	27.222	25.379	266.6	17	2'35.927	17.757	23.362	28.214	28.007	
7	1'37.158	22.796	21.860	27.050	25.452	266.6	18	1'39.309	23.155	22.805	27.517	25.832	261.0
8	1'46.059	22.941	23.928	30.362	28.828	266.6	19th 61 Alessandro ZACCO Gresini Racing Moto2 ITA						
9	1'37.540	22.781	21.920	27.252	25.587	266.6	Runs=1 Total laps=17 Full laps=11						
10	1'37.334	22.638	21.745	27.154	25.797	267.3	1	2'33.668	18.337	25.447	30.473	28.080	
11	1'37.424	22.574	22.133	27.173	25.544	267.3	2	1'43.374	24.491	23.016	28.850	27.017	259.6
12	1'37.171	22.601	21.908	27.117	25.545	265.2	3	1'41.108	24.124	22.434	28.105	26.445	263.1
13	1'46.641 P	24.367	23.774	29.167	29.333	260.3	4	1'39.927	23.329	22.307	27.838	26.453	260.3
14	9'47.230	15.758	22.851	27.878	25.937		5	1'39.285	23.022	22.124	27.953	26.186	262.4
15	1'38.033	22.851	22.032	27.331	25.819	264.5	6	1'39.379	23.027	22.293	27.968	26.091	261.0
16	1'39.216	22.667	21.951	28.245	26.353	265.2	7	1'38.636	22.842	22.083	27.663	26.048	261.0
17	1'37.374 *	22.749	21.939*	27.222	25.464	265.2	8	1'39.134	22.867	22.258	28.115	25.894	260.3
18	1'46.172	22.655	22.101	27.285	34.131	268.7	9	1'38.175	22.796	22.024	27.526	25.829	263.1
19	1'37.718	22.539	21.976	27.433	25.770	265.9	10	1'44.182 P	22.882	22.098	27.831*	31.371	262.4
17th 42 Marcos RAMIREZ MV Agusta Forward R SPA							11	13'41.185	17.441	23.460	28.652	26.457	
Runs=1 Total laps=19 Full laps=13							12	1'38.664	23.230	22.086	27.583	25.765	261.0
1	2'33.690	18.556	24.045	29.269	27.947		13	1'38.023 *	22.773	21.982	27.485	25.783*	263.1
2	1'40.305	23.681	22.349	28.173	26.102	261.7	14	1'44.786	22.870	22.005	31.494	28.417	260.3
3	1'39.321	23.259	22.218	27.916	25.928	259.0	15	1'37.945 *	22.808	22.052	27.382*	25.703	262.4
4	1'39.035	23.264	22.282	27.733	25.756	261.0	16	1'37.356	22.705	21.863	27.236	25.552	263.1
5	1'38.409	23.112	21.977	27.587	25.733	261.7	17	1'38.694 *	22.677	21.945	27.928*	26.144*	262.4
6	1'38.265	23.062	21.980	27.516	25.707	261.0	20th 12 Filip SALAC Gresini Racing Moto2 CZE						
7	1'41.954	22.938	23.847	29.031	26.138	260.3	Runs=1 Total laps=19 Full laps=14						
8	1'38.233	23.075	21.975	27.514	25.669	261.0	1	2'45.330	16.983	24.412	29.321	27.135	
9	1'38.545	23.101	21.982	27.673	25.789	261.7	2	1'40.997	23.930	22.705	28.117	26.245	265.9
10	1'37.992	22.871	21.969	27.343	25.809	262.4	3	1'39.472	23.302	22.367	27.902	25.901	263.1
11	1'46.834 P	24.12*	24.290	28.368	30.055	257.6	4	1'39.851	23.476	22.376	28.085	25.914	265.2
12	10'16.955	17.672	23.187	29.398	25.695		5	1'38.772	23.054	22.327	27.641	25.750	263.8
13	1'37.162	22.842	21.766	27.213	25.341	260.3	6	1'38.006	22.789	22.121	27.434	25.662	264.5
14	1'37.169	22.682	21.740	27.260	25.487	263.8	7	1'38.245	22.899	22.175	27.451	25.720	265.2
15	1'42.873 *	23.41*	26.385	27.505	25.573*	261.7	8	1'37.869	22.818	22.042	27.373	25.636	263.1
16	1'37.598	22.756	21.763	27.342	25.737	263.1	9	1'53.956	22.774	35.003	28.816	27.363	263.1
17	1'37.007 *	22.640	21.835*	27.137	25.395	258.3	10	1'37.777	22.885	21.953	27.228	25.711	263.8
18	1'37.891 *	22.658	21.996	27.599*	25.638	263.1	11	1'37.971	22.721	22.189	27.522	25.539	264.5
19	1'37.892	22.660	22.006	27.445	25.781	261.7	12	1'37.368	22.730	21.885	27.245	25.508	266.6
18th 16 Joe ROBERTS Italtrans Racing Team USA							13	1'46.916 P	24.41*	23.481	29.290	29.735	264.5
Runs=2 Total laps=18 Full laps=13							14	9'19.417	16.746	22.718	28.184	26.136	
1	3'17.582	18.054	24.010	29.404	26.660		15	1'42.282 *	22.834	22.023		266.6	
2	1'40.493	23.489	22.268	28.453	26.283	260.3	16	1'37.809 *	22.840	21.944	27.270	25.755	264.5
3	1'38.684	23.105	21.993	27.703	25.883	261.7	17	1'38.057	22.853	21.991	27.401	25.812	262.4
4	1'38.101	22.809	21.977	27.652	25.663	261.7	18	1'37.789	22.687	22.142	27.337	25.623	262.4
5	1'37.805	22.796	21.897	27.463	25.649	263.8	19	1'37.621	22.690	22.027	27.270	25.634	262.4
6	1'37.539	22.696	21.898	27.298	25.647	266.6							

Fastest Lap: Somkiat CHANTRA IDEMITSU Honda Te THA 1'36.108 22.469 21.642 26.852 25.145

These data/results cannot be reproduced, stored and/or transmitted in whole or in part by any manner of electronic, mechanical, photocopying, recording, broadcasting or otherwise now known or herein after developed without the previous express consent by the copyright owner, except for reproduction in daily press and regular printed publications on sale to the public within 60 days of the event related to those data/results and always provided that copyright symbol appears together as follows below.
© DORNA, 2022

Free Practice Nr. 1

Moto2

Lap	Lap Time	T1	T2	T3	T4	Speed	Lap	Lap Time	T1	T2	T3	T4	Speed	
21st	7	Barry BALTUS				RW Racing GP	BEL	17	1'37.728	22.765	22.070	27.256	25.637	263.1
		Runs=1	Total laps=16	Full laps=9			18	1'42.636	P	22.782	21.992	27.461	30.401	263.1
1	2'36.738	*	17.774	23.922	28.860*	29.667								
2	1'40.460		23.625	22.254	28.018	26.563	261.7							
3	1'39.211		23.228	22.227	28.026	25.730	263.1							
4	1'38.097		22.942	22.039	27.413	25.703	261.7							
5	1'37.739		22.766	22.001	27.307	25.665	260.3							
6	1'38.141	*	22.655	21.984	27.520*	25.982	262.4							
7	1'41.109	*	22.636	22.027			262.4							
8	1'37.903	*	22.701	21.959	27.537	25.706	259.6							
9	1'37.804		22.786	22.031	27.396	25.591	261.0							
10	1'41.464	P	22.727	22.073	27.618	29.046	260.3							
11	14'42.923		19.986	23.346	30.089	26.749								
12	1'40.917		22.717	21.895	27.492	28.813	261.0							
13	1'37.154	*	22.971	21.844	26.767*	25.572	263.8							
14	1'37.395		22.465	21.830	27.194	25.906	261.7							
15	1'37.682		22.645	22.000	27.410	25.627	259.6							
16	1'38.411		22.833	22.071	27.716	25.791	258.3							
22nd	40	Aron CANET				Flexbox HP40	SPA							
		Runs=2	Total laps=16	Full laps=9										
1	3'15.507		17.807	23.891	28.929	26.917								
2	1'40.595		23.598	22.620	28.318	26.059	261.7							
3	1'39.143		22.989	22.311	28.070	25.773	262.4							
4	1'38.533		22.847	22.252	27.771	25.663	263.1							
5	1'38.087		22.738	22.030	27.647	25.672	263.1							
6	1'37.834		22.628	21.993	27.558	25.655	263.8							
7	1'40.502	*	24.78*	22.512	27.644	25.560	263.8							
8	1'37.838		22.567	22.198	27.528	25.545	263.8							
9	1'37.606		22.491	22.150	27.539	25.426	262.4							
10	1'48.048	P	22.631	22.641	30.635	32.141	261.7							
11	14'34.587		19.224	22.947	27.858	25.724								
12	1'37.740	*	22.524	22.165	27.463	25.588*	263.8							
13	1'37.703		22.659	22.166	27.475	25.403	261.7							
14	1'37.075	*	22.516	22.001*	27.194	25.364	263.8							
15	1'37.515		22.584	22.011	27.499	25.421	265.2							
	unfinished		22.549	22.001			262.4							
23rd	64	Bo BENDSNEYDER				Pertamina Mandalika	NED							
		Runs=2	Total laps=18	Full laps=11										
1	2'51.125		18.394	23.931	28.628	26.476								
2	1'40.403		23.343	22.425	27.940	26.695	260.3							
3	1'38.519		22.969	22.134	27.540	25.876	265.2							
4	1'38.137		22.825	22.063	27.492	25.757	264.5							
5	1'37.911		22.720	21.918	27.320	25.953	264.5							
6	1'37.729		22.740	21.915	27.327	25.747	261.7							
7	1'38.939		22.727	22.051	28.064	26.097	265.2							
8	1'43.072	P	22.832	22.023	27.476	30.741	262.4							
9	11'46.982		19.491	23.281	27.845	25.956								
10	1'38.155		22.860	22.180	27.499	25.616	260.3							
11	1'37.720		22.740	21.954	27.361	25.665	261.0							
12	1'37.602		22.679	21.961	27.301	25.661	261.0							
13	1'42.237	*	24.66*	24.049	27.780	25.744	262.4							
14	1'40.392	*	22.718	21.962	29.966	25.746*	265.2							
15	1'37.921		22.819	22.113	27.444	25.545	263.8							
16	1'37.464	*	22.668	21.963*	27.306	25.527	263.1							
24th	2	Gabriel RODRIGO				Pertamina Mandalika	ARG							
		Runs=1	Total laps=17	Full laps=11										
1	2'53.461		17.299	24.132	28.940	27.315								
2	1'42.192		24.282	22.961	28.268	26.681	261.7							
3	1'41.877		23.582	23.196	28.340	26.759	264.5							
4	1'40.616		23.570	22.663	28.100	26.283	263.8							
5	1'39.579		23.266	22.323	27.779	26.211	265.9							
6	1'39.552		23.321	22.354	27.725	26.152	263.8							
7	1'39.430		23.251	22.390	27.802	25.987	263.1							
8	1'41.350	*	23.218	22.270	28.637*	27.225	262.4							
9	1'38.916		23.054	22.325	27.686	25.851	263.8							
10	1'50.863	P	25.51*	24.126	28.885	32.333	262.4							
11	13'06.299		22.126	23.373	28.623	26.475								
12	1'39.192		23.211	22.330	27.755	25.896	263.1							
13	1'38.275	*	22.977	22.114	27.346	25.838*	263.1							
14	1'37.673		22.741	22.045	27.282	25.605	263.1							
15	1'38.587	*	22.683	22.231*	27.581	26.092	264.5							
16	1'38.514		22.884	22.196	27.417	26.017	263.8							
17	1'43.233		22.875	22.051	29.706	28.601	262.4							
25th	19	Lorenzo DALLA PO				Italtrans Racing Team	ITA							
		Runs=1	Total laps=17	Full laps=13										
1	2'26.852		17.693	24.632	30.534	27.074								
2	1'40.477		23.759	22.750	27.820	26.148	262.4							
3	1'39.038		23.223	22.396	27.474	25.945	264.5							
4	1'38.518		23.069	22.281	27.297	25.871	262.4							
5	1'38.218		22.848	22.243	27.320	25.807	263.1							
6	1'37.963		22.999	22.051	27.198	25.715	260.3							
7	1'39.371		22.951	22.376	27.926	26.118	263.1							
8	1'37.953		22.923	22.094	27.296	25.640	264.5							
9	1'38.002		22.796	22.097	27.340	25.769	263.8							
10	2'09.245	P	32.43*	34.191	29.754	32.865	261.7							
11	13'14.855		22.327	23.112	27.742	25.994								
12	1'38.713		22.926	22.266	27.645	25.876	263.1							
13	1'38.011		22.862	22.083	27.306	25.760	264.5							
14	1'37.747		22.754	22.000	27.311	25.682	267.3							
15	1'38.413	*	22.792	22.303*	27.528	25.790	263.8							
16	1'38.911		22.803	22.066	27.224	26.818	264.5							
17	1'38.096		22.687	22.109	27.485	25.815	263.8							
26th	84	Zonta VAN DEN GO				RW Racing GP	NED							
		Runs=1	Total laps=20	Full laps=13										
1	2'32.940		17.266	24.539	30.467	27.710								
2	1'42.972		24.705	22.733	28.686	26.848	259.0							
3	1'49.392	*	23.876	22.768			263.1							
4	1'40.722	*	23.595	22.578	28.133	26.416	265.2							
5	1'40.283		23.266	22.563	28.000	26.454	265.9							
6	1'39.714		23.117	22.478	27.927	26.192	26							

Free Practice Nr. 1

Moto2

Lap	Lap Time	T1	T2	T3	T4	Speed	Lap	Lap Time	T1	T2	T3	T4	Speed
12	1'39.193	23.127	22.315	27.573	26.178	262.4	5	1'41.193	23.683	22.764	28.877	25.869	261.7
13	1'50.176 P	27.45*	23.233	29.350	30.142	257.6	6	1'38.520	22.798	22.167	27.703	25.852	262.4
14	8'43.965	17.862	23.225	28.290	26.641		7	1'46.506 P	23.956	23.859	28.117	30.574	261.0
15	1'39.128	23.135	22.209	27.643	26.141	261.0	8	11'15.875	17.589	23.648	28.390	26.557	
16	1'38.476 *	22.846	22.152	27.554	25.924*	261.7	9	1'40.305	23.455	22.769	27.958	26.123	258.3
17	1'38.548	22.905	22.089	27.461	26.093	261.7	10	1'39.163	23.092	22.436	27.699	25.936	259.6
18	1'37.952	22.732	22.029	27.544	25.647	261.7	11	1'39.328	23.004	22.475	27.835	26.014	259.0
19	1'37.859	22.732	22.034	27.509	25.584	261.0	12	1'39.578	23.165	22.555	27.845	26.013	260.3
20	1'48.217 *	22.776	22.158	34.861*	28.422	260.3	13	1'39.296	23.079	22.383	27.777	26.057	259.0

27th 28 Niccolò ANTONELLI Mooney VR46 Racing ITA

Runs=1 Total laps=18 Full laps=12

1	2'45.227	18.731	24.903	29.716	27.283	
2	1'42.850	24.440	23.170	28.678	26.562	264.5
3	1'40.393	23.403	22.636	27.898	26.456	264.5
4	1'40.459 *	23.094	22.459	28.244*	26.662	267.3
5	1'40.443	22.995	22.621	28.396	26.431	265.9
6	1'38.820	22.970	22.267	27.606	25.977	265.2
7	1'38.680	22.861	22.374	27.594	25.851	266.6
8	1'41.175	23.279	22.347	29.198	26.351	260.3
9	1'38.578	22.841	22.230	27.544	25.963	264.5
10	1'38.497	22.852	22.246	27.569	25.830	264.5
11	1'44.626 P	23.894	22.614	27.736	30.382	262.4
12	11'32.924	22.719	23.514	28.332	26.470	
13	1'38.811	23.115	22.342	27.529	25.825	261.7
14	1'38.254	22.910	22.074	27.388	25.882	264.5
15	1'37.950	22.757	22.111	27.409	25.673	264.5
16	1'37.956 *	22.651	22.215*	27.443	25.647	264.5
17	1'38.213	22.754	22.091	27.367	26.001	264.5
18	1'41.129 *	22.841	22.387	28.224*	27.677	263.8

28th 52 Jeremy ALCOBA Liqui Moly Intact GP SPA

Runs=1 Total laps=16 Full laps=11

1	2'41.014	18.927	25.252	29.559	27.120	
2	1'41.201	24.060	22.662	28.196	26.283	261.7
3	1'39.548	23.268	22.349	27.662	26.269	265.2
4	1'39.811	23.320	22.430	27.748	26.313	263.8
5	1'39.736	23.239	22.768	27.632	26.097	265.9
6	1'38.791	22.992	22.362	27.510	25.927	262.4
7	1'38.357	22.836	22.330	27.395	25.796	264.5
8	1'43.408	22.845	22.383	31.608	26.572	263.1
9	1'38.503	22.780	22.259	27.552	25.912	263.1
10	1'39.182	22.980	22.228	27.788	26.186	263.1
11	1'42.095 P	22.988	22.307	27.498	29.302	261.7
12	15'06.965 *	18.306	24.646	28.142	26.288*	
13	1'39.223 *	22.883	22.243	27.549*	26.548	263.8
14	1'38.977 *	22.868	22.730*	27.471	25.908	264.5
15	1'38.582	22.817	22.284	27.543	25.938	263.8
16	1'38.641	22.871	22.300	27.529	25.941	263.8

29th 24 Simone CORSI MV Agusta Forward R ITA

Runs=2 Total laps=17 Full laps=13

1	2'41.117	17.607	24.878	29.677	26.955	
2	1'40.421	23.643	22.616	28.047	26.115	261.7
3	1'39.402	23.081	22.290	27.850	26.181	259.0
4	1'40.484	23.380	22.689	28.019	26.396	260.3

Fastest Lap: Somkiat CHANTRA IDEMITSU Honda Te THA 1'36.108 22.469 21.642 26.852 25.145

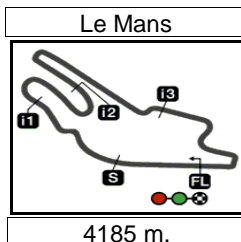
These data/results cannot be reproduced, stored and/or transmitted in whole or in part by any manner of electronic, mechanical, photocopying, recording, broadcasting or otherwise now known or herein after developed without the previous express consent by the copyright owner, except for reproduction in daily press and regular printed publications on sale to the public within 60 days of the event related to those data/results and always provided that copyright symbol appears together as follows below.
© DORNA, 2022

Official MotoGP Timing by TISSOT
www.motogp.com

Le Mans, Friday, May 13, 2022

Page 6 of 6





Results and timing service provided by **TISSOT**

Moto2™

SHARK GRAND PRIX DE FRANCE

Free Practice Nr. 1

Best Partial Times

IT Ideal Lap Time, sum of the best partial times

BT Best Lap Time


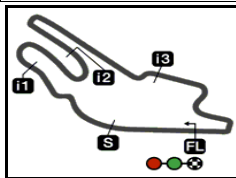
T1			T2			T3			T4				
Pos	Rider	Time	Rider	Time	Rider	Time	Rider	Time	Pos	Rider	IT	BT	
1	C.VIETTI	22.380	A.FERNANDEZ	21.536	S.CHANTRA	26.852	S.CHANTRA	25.145	1	S.CHANTRA	1'36.108	1'36.108 (1)	
2	A.FERNANDEZ	22.385	P.ACOSTA	21.633	M.SCHROTTER	26.908	A.FERNANDEZ	25.223	2	A.FERNANDEZ	1'36.190	1'36.263 (2)	
3	P.ACOSTA	22.389	S.CHANTRA	21.642	J.DIXON	26.926	S.LOWES	25.225	3	P.ACOSTA	1'36.415	1'36.754 (9)	
4	A.ARENAS	22.404	M.GONZALEZ	21.674	P.ACOSTA	26.927	M.SCHROTTER	25.282	4	C.VIETTI	1'36.483	1'36.746 (6)	
5	S.MANZI	22.437	S.LOWES	21.687	A.ARENAS	27.007	C.VIETTI	25.321	5	S.LOWES	1'36.514	1'36.654 (4)	
6	J.DIXON	22.444	S.MANZI	21.728	S.LOWES	27.035	M.RAMIREZ	25.341	6	M.SCHROTTE	1'36.541	1'36.710 (5)	
7	B.BALTUS	22.465	A.ARENAS	21.733	A.OGURA	27.035	S.MANZI	25.358	7	A.ARENAS	1'36.566	1'36.749 (7)	
8	S.CHANTRA	22.469	C.VIETTI	21.740	C.VIETTI	27.042	A.CANET	25.364	8	S.MANZI	1'36.596	1'36.608 (3)	
9	A.CANET	22.491	M.RAMIREZ	21.740	M.GONZALEZ	27.043	A.LOPEZ	25.378	9	J.DIXON	1'36.613	1'36.750 (8)	
10	A.LOPEZ	22.503	T.ARBOLINO	21.745	A.FERNANDEZ	27.046	T.ARBOLINO	25.379	10	T.ARBOLINO	1'36.713	1'37.158 (16)	
11	F.ALDEGUER	22.525	A.OGURA	21.746	T.ARBOLINO	27.050	C.BEAUBIER	25.393	11	A.LOPEZ	1'36.774	1'36.797 (10)	
12	M.SCHROTTER	22.534	J.DIXON	21.757	J.NAVARRO	27.055	A.OGURA	25.408	12	M.GONZALEZ	1'36.776	1'36.844 (11)	
13	T.ARBOLINO	22.539	J.NAVARRO	21.776	S.MANZI	27.073	A.ARENAS	25.422	13	A.OGURA	1'36.853	1'37.048 (12)	
14	M.GONZALEZ	22.565	A.LOPEZ	21.794	A.LOPEZ	27.099	P.ACOSTA	25.466	14	M.RAMIREZ	1'36.858	1'37.162 (17)	
15	S.LOWES	22.567	M.SCHROTTER	21.817	M.RAMIREZ	27.137	J.DIXON	25.486	15	J.NAVARRO	1'36.908	1'37.127 (13)	
16	J.NAVARRO	22.575	J.ROBERTS	21.818	F.ALDEGUER	27.146	M.GONZALEZ	25.494	16	F.ALDEGUER	1'37.032	1'37.152 (15)	
17	C.BEAUBIER	22.616	B.BALTUS	21.830	C.BEAUBIER	27.159	F.ALDEGUER	25.499	17	A.CANET	1'37.042	1'37.515 (22)	
18	M.RAMIREZ	22.640	F.ALDEGUER	21.862	B.BALTUS	27.194	J.NAVARRO	25.502	18	B.BALTUS	1'37.061	1'37.395 (21)	
19	N.ANTONELLI	22.651	A.ZACCONE	21.863	A.CANET	27.194	F.SALAC	25.508	19	C.BEAUBIER	1'37.064	1'37.148 (14)	
20	A.OGURA	22.664	F.SALAC	21.885	L.DALLA PORTA	27.198	J.ROBERTS	25.527	20	J.ROBERTS	1'37.267	1'37.337 (18)	
21	B.BENDSNEYDE	22.668	C.BEAUBIER	21.896	F.SALAC	27.228	B.BENDSNEYDE	25.527	21	F.SALAC	1'37.308	1'37.368 (20)	
22	A.ZACCONE	22.677	B.BENDSNEYDE	21.915	J.ROBERTS	27.228	A.ZACCONE	25.552	22	A.ZACCONE	1'37.328	1'37.356 (19)	
23	G.RODRIGO	22.683	A.CANET	21.993	A.ZACCONE	27.236	B.BALTUS	25.572	23	B.BENDSNEY	1'37.366	1'37.602 (23)	
24	F.SALAC	22.687	L.DALLA PORTA	22.000	B.BENDSNEYDE	27.256	Z.VAN DEN GOO	25.584	24	L.DALLA POR	1'37.525	1'37.747 (25)	

These data/results cannot be reproduced, stored and/or transmitted in whole or in part by any manner of electronic, mechanical, photocopying, recording, broadcasting or otherwise now known or herein after developed without the previous express consent by the copyright owner, except for reproduction in daily press and regular printed publications on sale to the public within 60 days of the event related to those data/results and always provided that copyright symbol appears together as follows below.
© DORNA, 2022

Official MotoGP Timing by **TISSOT**
www.motogp.com



Le Mans

Results and timing service provided by  **TISSOT**

4185 m.

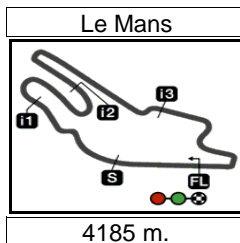
SHARK GRAND PRIX DE FRANCE**Free Practice Nr. 1****Best Partial Times****Moto2™***IT* Ideal Lap Time, sum of the best partial times*BT* Best Lap Time

T1			T2			T3			T4				
<i>Pos</i>	<i>Rider</i>	<i>Time</i>	<i>Rider</i>	<i>Time</i>	<i>Rider</i>	<i>Time</i>	<i>Rider</i>	<i>Time</i>	<i>Pos</i>	<i>Rider</i>	<i>IT</i>	<i>BT</i>	
25	L.DALLA PORTA	22.687	Z.VAN DEN GOO	22.029	G.RODRIGO	27.282	G.RODRIGO	25.605	25	G.RODRIGO	1'37.615	1'37.673 (24)	
26	J.ROBERTS	22.694	G.RODRIGO	22.045	N.ANTONELLI	27.367	L.DALLA PORTA	25.640	26	N.ANTONELLI	1'37.739	1'37.950 (27)	
27	Z.VAN DEN GOO	22.732	N.ANTONELLI	22.074	J.ALCOBA	27.395	N.ANTONELLI	25.647	27	Z.VAN DEN G	1'37.806	1'37.859 (26)	
28	J.ALCOBA	22.780	S.CORSI	22.167	Z.VAN DEN GOO	27.461	J.ALCOBA	25.796	28	J.ALCOBA	1'38.199	1'38.357 (28)	
29	S.CORSI	22.798	J.ALCOBA	22.228	S.CORSI	27.699	S.CORSI	25.852	29	S.CORSI	1'38.516	1'38.520 (29)	
30	S.KELLY	23.360	S.KELLY	22.518	S.KELLY	27.843	S.KELLY	26.137	30	S.KELLY	1'39.858	1'40.028 (30)	

These data/results cannot be reproduced, stored and/or transmitted in whole or in part by any manner of electronic, mechanical, photocopying, recording, broadcasting or otherwise now known or herein after developed without the previous express consent by the copyright owner, except for reproduction in daily press and regular printed publications on sale to the public within 60 days of the event related to those data/results and always provided that copyright symbol appears together as follows below.
© DORNA, 2022

Official MotoGP Timing by **TISSOT**
www.motogp.com

moto2™



Results and timing service provided by **TISSOT**

Moto2™

SHARK GRAND PRIX DE FRANCE

Free Practice Nr. 1

Fastest Laps Sequence

<i>Practice Time</i>	 <i>Rider</i>	<i>Nation</i>	<i>Motorcycle</i>	<i>Time</i>	<i>Km/h</i>	<i>Rider's Lap</i>
3'43.044	22 Sam LOWES	GBR	KALEX	1'39.468	151.4	2
4'28.219	13 Celestino VIETTI	ITA	KALEX	1'38.824	152.4	2
4'56.758	35 Somkiat CHANTRA	THA	KALEX	1'38.537	152.8	2
5'21.183	22 Sam LOWES	GBR	KALEX	1'38.139	153.5	3
6'05.960	13 Celestino VIETTI	ITA	KALEX	1'37.741	154.1	3
7'57.759	14 Tony ARBOLINO	ITA	KALEX	1'37.671	154.2	4
8'04.457	96 Jake DIXON	GBR	KALEX	1'37.658	154.2	4
9'15.199	37 Augusto FERNANDEZ	SPA	KALEX	1'37.505	154.5	5
9'35.203	14 Tony ARBOLINO	ITA	KALEX	1'37.444	154.6	5
10'14.525	22 Sam LOWES	GBR	KALEX	1'37.097	155.1	6
10'52.238	37 Augusto FERNANDEZ	SPA	KALEX	1'37.039	155.2	6
11'51.445	22 Sam LOWES	GBR	KALEX	1'36.920	155.4	7
12'29.051	37 Augusto FERNANDEZ	SPA	KALEX	1'36.813	155.6	7
18'19.103	22 Sam LOWES	GBR	KALEX	1'36.654	155.8	11
33'38.038	37 Augusto FERNANDEZ	SPA	KALEX	1'36.263	156.5	14
38'54.884	35 Somkiat CHANTRA	THA	KALEX	1'36.108	156.7	19

These data/results cannot be reproduced, stored and/or transmitted in whole or in part by any manner of electronic, mechanical, photocopying, recording, broadcasting or otherwise now known or herein after developed without the previous express consent by the copyright owner, except for reproduction in daily press and regular printed publications on sale to the public within 60 days of the event related to those data/results and always provided that copyright symbol appears together as follows below.

© DORNA, 2022

Official MotoGP Timing by **TISSOT**
www.motogp.com

Le Mans, Friday, May 13, 2022

