


4423 m.

GRAN PREMIO RED BULL DE ESPAÑA

Free Practice Nr. 3

Classification

10

		Rider	Nation	Team	Motorcycle	Time	Lap Total	Gap	Top Speed
1	96	Jake DIXON	GBR	Autosolar GASGAS Aspar Team	KALEX	1'41.556	16 18		250.5
2	22	Sam LOWES	GBR	Elf Marc VDS Racing Team	KALEX	1'41.568	7 18	0.012 0.012	250.0
3	7	Barry BALTUS	BEL	RW Racing GP	KALEX	1'41.598	15 18	0.042 0.030	248.2
4	23	Marcel SCHROTTER	GER	Liqui Moly Intact GP	KALEX	1'41.671	5 15	0.115 0.073	252.9
5	51	Pedro ACOSTA	SPA	Red Bull KTM Ajo	KALEX	1'41.673	18 18	0.117 0.002	252.9
6	16	Joe ROBERTS	USA	Italtrans Racing Team	KALEX	1'41.679	15 18	0.123 0.006	250.5
7	54	Fermín ALDEGUER	SPA	Lightech Speed Up	BOSCOSCURO	1'41.767	16 16	0.211 0.088	247.1
8	79	Ai OGURA	JPN	IDEMITSU Honda Team Asia	KALEX	1'41.769	10 18	0.213 0.002	250.0
9	2	Gabriel RODRIGO	ARG	Pertamina Mandalika SAG Team	KALEX	1'41.793	14 16	0.237 0.024	250.5
10	13	Celestino VIETTI	ITA	Mooney VR46 Racing Team	KALEX	1'41.828	14 16	0.272 0.035	253.5
11	14	Tony ARBOLINO	ITA	Elf Marc VDS Racing Team	KALEX	1'41.857	7 14	0.301 0.029	253.5
12	37	Augusto FERNANDEZ	SPA	Red Bull KTM Ajo	KALEX	1'41.869	10 19	0.313 0.012	252.9
13	40	Aron CANET	SPA	Flexbox HP40	KALEX	1'41.912	8 12	0.356 0.043	252.3
14	19	Lorenzo DALLA PORTA	ITA	Italtrans Racing Team	KALEX	1'41.923	14 17	0.367 0.011	256.5
15	75	Albert ARENAS	SPA	Autosolar GASGAS Aspar Team	KALEX	1'42.053	17 17	0.497 0.130	251.7
16	9	Jorge NAVARRO	SPA	Flexbox HP40	KALEX	1'42.059	10 10	0.503 0.006	252.3
17	35	Somkiat CHANTRA	THA	IDEMITSU Honda Team Asia	KALEX	1'42.062	11 18	0.506 0.003	250.5
18	52	Jeremy ALCOBA	SPA	Liqui Moly Intact GP	KALEX	1'42.079	13 13	0.523 0.017	254.1
19	61	Alessandro ZACCONE	ITA	Gresini Racing Moto2	KALEX	1'42.124	15 15	0.568 0.045	246.5
20	64	Bo BENDSNEYDER	NED	Pertamina Mandalika SAG Team	KALEX	1'42.172	18 18	0.616 0.048	250.5
21	18	Manuel GONZALEZ	SPA	Yamaha VR46 Master Camp Tea	KALEX	1'42.319	16 18	0.763 0.147	251.1
22	42	Marcos RAMIREZ	SPA	MV Agusta Forward Racing	MV AGUSTA	1'42.342	14 16	0.786 0.023	248.8
23	84	Zonta VAN DEN GOORBE	NED	RW Racing GP	KALEX	1'42.474	12 16	0.918 0.132	248.8
24	6	Cameron BEAUBIER	USA	American Racing	KALEX	1'42.539	19 19	0.983 0.065	253.5
25	5	Romano FENATI	ITA	Lightech Speed Up	BOSCOSCURO	1'42.605	11 14	1.049 0.066	249.4
26	24	Simone CORSI	ITA	MV Agusta Forward Racing	MV AGUSTA	1'42.883	5 15	1.327 0.278	249.4
27	12	Filip SALAC	CZE	Gresini Racing Moto2	KALEX	1'42.935	15 15	1.379 0.052	248.8
28	62	Stefano MANZI	ITA	Yamaha VR46 Master Camp Tea	KALEX	1'43.086	13 16	1.530 0.151	244.8
29	4	Sean Dylan KELLY	USA	American Racing	KALEX	1'43.177	15 16	1.621 0.091	251.7
30	28	Niccolò ANTONELLI	ITA	Mooney VR46 Racing Team	KALEX	1'43.228	16 16	1.672 0.051	251.1

Practice condition: **Dry**
 Air: **22°**
 Humidity: **56%**
 Ground: **29°**

Fastest Lap:	Lap: 16	Jake DIXON	1'41.556	156.7 Km/h
Best Race Lap:	2021	Sam LOWES	1'41.313	157.1 Km/h
All Time Lap Record:	2021	Remy GARDNER	1'40.667	158.1 Km/h

The results are provisional until the end of the limit for protest and appeals.

Time limit for protest expires 30' after publication of the results - Time:

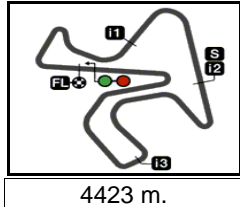
These data/results cannot be reproduced, stored and/or transmitted in whole or in part by any manner of electronic, mechanical, photocopying, recording, broadcasting or otherwise now known or herein after developed without the previous express consent by the copyright owner, except for reproduction in daily press and regular printed publications on sale to the public within 60 days of the event related to those data/results and always provided that copyright symbol appears together as follows below.

© DORNA, 2022

Official MotoGP Timing by TISSOT
 www.motogp.com

Jerez de la Frontera, Saturday, April 30, 2022





GRAN PREMIO RED BULL DE ESPAÑA

Free Practice Nr. 3

Combined Free Practice Times

11

	Rider	Nation	Team	MOTORCYCLE	FP1	FP2	FP3	Gap
1	96 J.DIXON	GBR	Autosolar GASGAS Aspar Team	KALEX	1'41.938 16	1'41.646 16	1'41.556 16	
2	22 S.LOWES	GBR	Elf Marc VDS Racing Team	KALEX	1'42.213 15	1'42.072 15	1'41.568 7	0.012 0.012
3	7 B.BALTUS	BEL	RW Racing GP	KALEX	1'43.436 11	1'43.119 12	1'41.598 15	0.042 0.030
4	23 M.SCHROTTER	GER	Liqui Moly Intact GP	KALEX	1'42.709 17	1'42.585 14	1'41.671 5	0.115 0.073
5	51 P.ACOSTA	SPA	Red Bull KTM Ajo	KALEX	1'42.366 14	1'42.181 16	1'41.673 18	0.117 0.002
6	16 J.ROBERTS	USA	Italtrans Racing Team	KALEX	1'43.213 11	1'42.202 15	1'41.679 15	0.123 0.006
7	54 F.ALDEGUER	SPA	Lightech Speed Up	BOSCOSCURO	1'42.531 16	1'42.295 13	1'41.767 16	0.211 0.088
8	79 A.OGURA	JPN	IDEMITSU Honda Team Asia	KALEX	1'42.273 19	1'42.009 16	1'41.769 10	0.213 0.002
9	2 G.RODRIGO	ARG	Pertamina Mandalika SAG Team	KALEX	1'43.333 12	1'42.744 10	1'41.793 14	0.237 0.024
10	13 C.VIETTI	ITA	Mooney VR46 Racing Team	KALEX	1'42.522 16	1'42.752 16	1'41.828 14	0.272 0.035
11	14 T.ARBOLINO	ITA	Elf Marc VDS Racing Team	KALEX	1'42.535 17	1'42.073 14	1'41.857 7	0.301 0.029
12	37 A.FERNANDEZ	SPA	Red Bull KTM Ajo	KALEX	1'42.245 13	1'41.898 13	1'41.869 10	0.313 0.012
13	40 A.CANET	SPA	Flexbox HP40	KALEX	1'42.945 14	1'42.229 11	1'41.912 8	0.356 0.043
14	19 L.DALLA PORTA	ITA	Italtrans Racing Team	KALEX	1'43.883 18	1'42.773 15	1'41.923 14	0.367 0.011
15	75 A.ARENAS	SPA	Autosolar GASGAS Aspar Team	KALEX	1'42.286 12	1'42.161 13	1'42.053 17	0.497 0.130
16	9 J.NAVARRO	SPA	Flexbox HP40	KALEX	1'43.065 14	1'42.615 9	1'42.059 10	0.503 0.006
17	35 S.CHANTRA	THA	IDEMITSU Honda Team Asia	KALEX	1'42.609 17	1'42.263 14	1'42.062 11	0.506 0.003
18	52 J.ALCOBA	SPA	Liqui Moly Intact GP	KALEX	1'42.855 14	1'42.919 17	1'42.079 13	0.523 0.017
19	61 A.ZACCONE	ITA	Gresini Racing Moto2	KALEX	1'43.080 17	1'42.834 14	1'42.124 15	0.568 0.045
20	64 B.BENDSNEYDE	NED	Pertamina Mandalika SAG Team	KALEX	1'42.969 17	1'42.314 15	1'42.172 18	0.616 0.048
21	6 C.BEAUBIER	USA	American Racing	KALEX	1'42.292 16	1'42.278 13	1'42.539 19	0.722 0.106
22	18 M.GONZALEZ	SPA	Yamaha VR46 Master Camp Team	KALEX	1'43.238 18	1'42.545 17	1'42.319 16	0.763 0.041
23	42 M.RAMIREZ	SPA	MV Agusta Forward Racing	MV AGUSTA	1'42.690 17	1'42.784 14	1'42.342 14	0.786 0.023
24	84 Z.VAN DEN GOO	NED	RW Racing GP	KALEX	1'44.638 16	1'43.103 6	1'42.474 12	0.918 0.132
25	12 F.SALAC	CZE	Gresini Racing Moto2	KALEX	1'42.593 13	1'44.187 10	1'42.935 15	1.037 0.119
26	5 R.FENATI	ITA	Lightech Speed Up	BOSCOSCURO	1'43.297 13	1'42.692 15	1'42.605 11	1.049 0.012
27	24 S.CORSI	ITA	MV Agusta Forward Racing	MV AGUSTA	1'44.113 17	1'43.209 16	1'42.883 5	1.327 0.278
28	62 S.MANZI	ITA	Yamaha VR46 Master Camp Team	KALEX			1'43.086 13	1.530 0.203
29	4 S.KELLY	USA	American Racing	KALEX	1'44.076 14	1'43.697 16	1'43.177 15	1.621 0.091
30	28 N.ANTONELLI	ITA	Mooney VR46 Racing Team	KALEX	1'44.248 16	1'43.937 15	1'43.228 16	1.672 0.051

Pole Position Record:	2021	Remy GARDNER	1'40.667	158.1 Km/h
Best Race Lap:	2021	Sam LOWES	1'41.313	157.1 Km/h
All Time Lap Record:	2021	Remy GARDNER	1'40.667	158.1 Km/h

The results are provisional until the end of the limit for protest and appeals.

Time limit for protest expires 60' after publication of the results - Time:

These data/results cannot be reproduced, stored and/or transmitted in whole or in part by any manner of electronic, mechanical, photocopying, recording, broadcasting or otherwise now known or herein after developed without the previous express consent by the copyright owner, except for reproduction in daily press and regular printed publications on sale to the public within 60 days of the event related to those data/results and always provided that copyright symbol appears together as follows below.

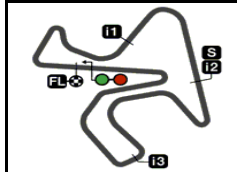
© DORNA, 2022

Official MotoGP Timing by TISSOT
www.motogp.com

Jerez de la Frontera, Saturday, April 30, 2022







4423 m.

GRAN PREMIO RED BULL DE ESPAÑA

Free Practice Nr. 3

Top Speed & Average

12

Rider	Nation	Motorcycle	Top 5 speeds					Average	Top
19 Lorenzo DALLA PORTA	ITA	KALEX	256.5	254.1	253.5	252.3	252.3	253.5	256.5
52 Jeremy ALCOBA	SPA	KALEX	254.1	253.5	251.7	251.7	251.1	252.4	254.1
6 Cameron BEAUBIER	USA	KALEX	253.5	250.5	250.0	250.0	250.0	250.8	253.5
13 Celestino VIETTI	ITA	KALEX	253.5	253.5	251.1	250.5	250.0	251.7	253.5
14 Tony ARBOLINO	ITA	KALEX	253.5	252.3	251.7	251.7	250.5	251.9	253.5
23 Marcel SCHROTTER	GER	KALEX	252.9	252.3	251.1	250.5	250.0	251.4	252.9
37 Augusto FERNANDEZ	SPA	KALEX	252.9	252.3	252.3	251.1	250.5	251.8	252.9
51 Pedro ACOSTA	SPA	KALEX	252.9	252.3	251.7	251.1	251.1	251.7	252.9
9 Jorge NAVARRO	SPA	KALEX	252.3	251.1	251.1	251.1	250.5	251.2	252.3
40 Aron CANET	SPA	KALEX	252.3	251.1	251.1	251.1	251.1	251.3	252.3
4 Sean Dylan KELLY	USA	KALEX	251.7	249.4	249.4	249.4	249.4	249.9	251.7
75 Albert ARENAS	SPA	KALEX	251.7	250.5	250.5	250.5	250.0	250.5	251.7
18 Manuel GONZALEZ	SPA	KALEX	251.1	250.0	250.0	250.0	249.4	250.1	251.1
28 Niccolò ANTONELLI	ITA	KALEX	251.1	250.5	250.5	250.0	250.0	250.4	251.1
2 Gabriel RODRIGO	ARG	KALEX	250.5	250.0	249.4	248.8	248.2	249.2	250.5
16 Joe ROBERTS	USA	KALEX	250.5	248.8	248.8	248.2	248.2	248.7	250.5
35 Somkiat CHANTRA	THA	KALEX	250.5	250.0	250.0	250.0	250.0	250.1	250.5
64 Bo BENDSNEYDER	NED	KALEX	250.5	250.0	249.4	248.2	248.2	249.3	250.5
96 Jake DIXON	GBR	KALEX	250.5	248.8	248.8	248.8	248.8	249.1	250.5
22 Sam LOWES	GBR	KALEX	250.0	250.0	249.4	249.4	249.4	249.6	250.0
79 Ai OGURA	JPN	KALEX	250.0	250.0	248.8	248.8	248.8	249.3	250.0
5 Romano FENATI	ITA	BOSCOSCURO	249.4	249.4	248.8	248.2	246.5	248.5	249.4
24 Simone CORSI	ITA	MV AGUSTA	249.4	248.2	247.7	247.7	247.7	248.1	249.4
12 Filip SALAC	CZE	KALEX	248.8	248.8	248.8	248.2	247.7	248.3	248.8
42 Marcos RAMIREZ	SPA	MV AGUSTA	248.8	248.2	248.2	248.2	248.2	248.3	248.8
84 Zonta VAN DEN GOORBERGH	NED	KALEX	248.8	247.1	247.1	246.5	246.5	247.2	248.8
7 Barry BALTUS	BEL	KALEX	248.2	248.2	248.2	247.7	247.1	247.5	248.2
54 Fermín ALDEGUER	SPA	BOSCOSCURO	247.1	247.1	246.5	246.5	246.0	246.5	247.1
61 Alessandro ZACCONE	ITA	KALEX	246.5	246.5	246.5	246.0	246.0	246.2	246.5
62 Stefano MANZI	ITA	KALEX	244.8	244.8	244.8	244.3	243.7	244.3	244.8

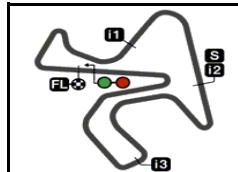
These data/results cannot be reproduced, stored and/or transmitted in whole or in part by any manner of electronic, mechanical, photocopying, recording, broadcasting or otherwise now known or herein after developed without the previous express consent by the copyright owner, except for reproduction in daily press and regular printed publications on sale to the public within 60 days of the event related to those data/results and always provided that copyright symbol appears together as follows below.

© DORNA, 2022

Official MotoGP Timing by TISSOT
www.motogp.com



Jerez de la Frontera, Saturday, April 30, 2022



4423 m.

GRAN PREMIO RED BULL DE ESPAÑA

Free Practice Nr. 3

Chronological Analysis of Performances

13

* Lap / Sector time cancelled

T1 Time from finish line to 1st intermediate

T3 Time from 2nd intermed. to 3rd intermed.

P Crossing the finish line in pit lane

T2 Time from 1st intermed. to 2nd intermed.

T4 Time from 3rd intermediate to finish line

Lap	Lap Time	T1	T2	T3	T4	Speed	Lap	Lap Time	T1	T2	T3	T4	Speed	
1st	96	Jake DIXON Autosolar GASGAS A GBR						3	1'43.828	25.823	15.440	30.668	31.897	244.8
		Runs=1	Total laps=18	Full laps=12			4	1'42.938	25.498	15.243	30.574	31.623	248.2	
1	3'32.363	35.650	21.160	35.317	31.985	134.6	5	1'47.211 *	25.56*	15.327	31.538	34.784	246.5	
2	1'43.244	25.714	15.291	30.767	31.472	248.2	6	1'43.267	25.469	15.360	30.668	31.770	243.7	
3	1'42.391	25.359	15.170	30.555	31.307	248.2	7	1'42.679	25.357	15.260	30.534	31.528	247.1	
4	1'42.179 *	25.35*	15.210	30.355	31.262	248.8	8	1'42.540	25.355	15.197	30.496	31.492	248.2	
5	1'42.032	25.211	15.161	30.455	31.205	247.7	9	1'45.612	26.214	16.143	30.922	32.333	234.7	
6	1'42.297	25.338	15.138	30.399	31.422	248.8	10	1'42.740	25.401	15.202	30.586	31.551	247.1	
7	1'42.922	25.318	15.103	30.402	32.099	247.7	11	1'39.370 P	26.681	15.262	30.585	26.842	247.1	
8	1'42.041	25.360	15.166	30.311	31.204	248.8	12	1'56.831 *	34.201	15.923	33.089	33.618*	246.0	
9	1'42.035	25.381	15.158	30.356	31.140	248.2	13	1'42.220	25.430	15.074	30.424	31.292	248.2	
10	1'42.024	25.239	15.191	30.289	31.305	248.8	14	1'41.703	25.247	15.088	30.132	31.236	247.1	
11	1'41.716	25.267	15.159	30.274	31.016	248.8	15	1'41.598	25.133	15.136	30.141	31.188	246.5	
12	1'43.800 P	25.44*	17.932	33.148	27.272	179.1	16	1'42.930	25.634	15.207	30.399	31.690	247.1	
13	1'47.928	28.861	15.565	31.233	32.269	245.4	17	1'42.870	25.441	15.372	30.542	31.515	244.8	
14	1'45.732	25.377	15.343	31.144	33.868	247.7	18	1'43.506	25.534	15.364	30.739	31.869	244.3	
15	1'48.428 *	27.82*	18.205	30.950	31.452	201.1								
16	1'41.556	25.164	15.096	30.209	31.087	250.5	4th	23	Marcel SCHROTTE Liqui Moly Intact GP GER					
17	1'42.510 *	25.281	15.333*	30.451	31.445*	246.5			Runs=2	Total laps=15	Full laps=9			
18	1'42.126	25.364	15.140	30.317	31.305	248.2	1	3'32.771	34.376	20.365	35.448	31.924	121.7	
							2	1'43.892	25.553	15.173	31.595	31.571	252.9	
2nd	22	Sam LOWES Elf Marc VDS Racing GBR						3	1'42.539	25.401	15.131	30.607	31.400	252.3
		Runs=1	Total laps=18	Full laps=12			4	1'42.168	25.323	15.137	30.366	31.342	248.8	
1	3'44.552	31.538	16.430	32.669	31.716	194.5	5	1'41.671	25.203	15.123	30.279	31.066	249.4	
2	1'42.088	25.532	15.145	30.168	31.243	249.4	6	1'53.682	25.429	17.258	35.788	35.207	194.5	
3	1'41.965	25.238	15.082	30.360	31.285	250.0	7	1'37.817 P	25.510	15.203	30.487	26.617	250.0	
4	1'41.712	25.163	15.095	30.189	31.265	248.8	8	1'47.638	29.482	15.457	30.891	31.808	247.7	
5	1'42.675	25.316	15.192	30.381	31.786	248.2	9	1'42.900 *	25.520	15.328	30.569	31.483*	249.4	
6	1'41.924	25.242	15.056	30.319	31.307	249.4	10	1'42.573	25.237	15.341	30.500	31.495	248.2	
7	1'41.568	25.111	15.047	30.215	31.195	250.0	11	1'37.730 P	25.388	15.238	30.429	26.675	250.5	
8	1'42.433 *	25.21*	15.264	30.536	31.418	248.2	12	1'50.966	30.105	15.502	31.320	34.039	243.7	
9	1'42.197	25.337	15.180	30.364	31.316	248.2	13	1'42.683	25.528	15.229	30.557	31.369	249.4	
10	1'41.825	25.165	15.140	30.260	31.260	248.2	14	1'42.285	25.379	15.303	30.355	31.248	249.4	
11	1'47.694 P	29.504	16.242	32.709	29.239	223.1	15	1'42.684	25.219	15.187	30.403	31.875	251.1	
12	1'48.340	30.379	15.475	30.881	31.605	246.0								
13	1'41.967	25.361	15.164	30.278	31.164	247.7	5th	51	Pedro ACOSTA Red Bull KTM Ajo SPA					
14	1'42.529	25.114	15.120	30.126	32.169	248.2			Runs=1	Total laps=18	Full laps=12			
15	1'52.169 *	32.52*	15.720	32.496	31.429	244.3	1	3'04.259	32.856	15.913	33.520	32.917	248.2	
16	1'41.690	25.132	15.343	30.130	31.085	249.4	2	1'43.743	25.809	15.220	30.944	31.770	250.5	
17	1'47.776 *	27.809	16.088*	31.262	32.617*	242.1	3	1'43.234	25.627	15.131	30.696	31.780	251.1	
18	1'41.613	25.192	15.082	30.141	31.198	249.4	4	1'47.003 *	29.02*	15.406	30.788	31.785	241.6	
							5	1'45.367	25.466	15.222	30.619	34.060	252.9	
3rd	7	Barry BALTUS RW Racing GP BEL						6	1'42.865	25.515	15.122	30.834	31.394	251.1
		Runs=1	Total laps=18	Full laps=14			7	1'42.344	25.286	15.126	30.574	31.358	250.5	
1	3'05.807	34.486	15.852	35.011	34.843	241.6	8	1'41.703	25.212	15.090	30.185	31.216	252.3	
2	1'44.359	26.130	15.409	30.998	31.822	247.7	9	1'41.736	25.236	15.114	30.178	31.208	251.7	

Fastest Lap: Jake DIXON Autosolar GASGAS A GBR **1'41.556** 25.164 15.096 30.209 31.087

These data/results cannot be reproduced, stored and/or transmitted in whole or in part by any manner of electronic, mechanical, photocopying, recording, broadcasting or otherwise now known or herein after developed without the previous express consent by the copyright owner, except for reproduction in daily press and regular printed publications on sale to the public within 60 days of the event related to those data/results and always provided that copyright symbol appears together as follows below.
© DORNA, 2022

Free Practice Nr. 3

Moto2

Lap	Lap Time	T1	T2	T3	T4	Speed	Lap	Lap Time	T1	T2	T3	T4	Speed
10	1'41.826	25.153	15.133	30.238	31.302	251.1	5	1'41.977	25.371	15.097	30.196	31.313	250.0
11	1'44.060	25.238	15.164	31.389	32.269	248.2	6	1'41.776	25.191	15.152	30.165	31.268	248.8
12	1'42.881 P	27.043	15.628	31.679	28.531	239.4	7	1'41.948	25.260	15.243	30.203	31.242	247.1
13	1'46.190	28.766	15.407	30.449	31.568	247.7	8	1'49.633 *	29.09 *	17.989	30.724	31.829	248.2
14	1'41.899	25.244	15.185	30.184	31.286	250.0	9	1'42.416	25.374	15.252	30.406	31.384	247.7
15	1'44.207 *	26.61*	15.355	30.783	31.454	248.8	10	1'41.769	25.127	15.267	30.129	31.246	247.7
16	1'41.732	25.262	15.093	30.191	31.186	249.4	11	1'41.243 P	25.476	15.310	30.899	29.558	247.1
17	1'41.784 *	25.028	15.166*	30.159	31.431*	249.4	12	1'54.390	35.412	15.770	31.135	32.073	244.3
18	1'41.673	25.066	15.158	30.127	31.322	250.0	13	1'42.180	25.252	15.243	30.388	31.297	247.1
6th 16 Joe ROBERTS Italtrans Racing Team USA							9th 2 Gabriel RODRIGO Pertamina Mandalika ARG						
Runs=1 Total laps=18 Full laps=14							Runs=1 Total laps=16 Full laps=10						
1	3'07.785	29.833	15.538	32.600	32.074	248.2	1	3'05.682	36.886	16.135	33.535	33.005	244.8
2	1'44.307 *	25.71*	15.166	30.749	32.679	248.2	2	1'44.131	25.935	15.338	31.163	31.695	250.5
3	1'52.382	29.101	17.734	33.494	32.053	180.9	3	1'43.246	25.521	15.196	30.744	31.785	250.0
4	1'42.694	25.519	15.223	30.510	31.442	247.1	4	1'43.766	25.611	15.262	30.849	32.044	248.8
5	1'42.461	25.375	15.121	30.588	31.377	248.8	5	1'54.256 *	25.91*	15.256	31.437	41.644	249.4
6	1'43.967	25.599	15.259	30.555	32.554	248.2	6	1'43.258 *	25.62 *	15.227	30.731	31.679	248.2
7	1'42.179	25.345	15.121	30.400	31.313	248.8	7	1'43.175	25.718	15.201	30.724	31.532	248.2
8	1'43.754	25.588	15.213	31.058	31.895	248.2	8	1'44.154	25.738	15.868	30.971	31.577	244.8
9	1'42.742	25.368	15.107	30.629	31.638	250.5	9	1'43.181	25.477	15.292	30.561	31.851	247.1
10	1'40.696 P	25.849	15.316	30.781	28.750	246.0	10	1'48.004 P	27.399	17.618	33.833	29.154	146.3
11	1'51.760	32.641	15.389	31.486	32.244	244.8	11	1'52.826	30.768	16.111	31.905	34.042	247.1
12	1'42.512	25.363	15.408	30.344	31.397	245.4	12	1'45.832	25.560	17.221	31.351	31.700	186.8
13	1'41.809	25.316	15.095	30.226	31.172	247.7	13	1'42.948 *	25.47*	15.290	30.710	31.469	247.7
14	1'41.834	25.182	15.068	30.309	31.275	246.0	14	1'41.793	25.270	15.141	30.169	31.213	246.5
15	1'41.679	25.139	15.097	30.297	31.146	245.4	15	1'42.621	25.511	15.325	30.349	31.436	247.1
16	1'42.366	25.253	15.160	30.534	31.419	244.8	16	1'43.561	25.425	15.236	30.563	32.337	247.1
17	1'41.845	25.226	15.150	30.340	31.129	246.0	10th 13 Celestino VIETTI Mooney VR46 Racing ITA						
18	1'42.091	25.231	15.150	30.398	31.312	246.0	Runs=1 Total laps=16 Full laps=11						
7th 54 Fermín ALDEGUER Lightech Speed Up SPA							11th 14 Tony ARBOLINO Elf Marc VDS Racing ITA						
Runs=1 Total laps=16 Full laps=12							Runs=1 Total laps=14 Full laps=9						
1	2'14.717	30.800	16.121	32.234	32.201	242.1	1	3'09.754	34.630	16.415	38.168	32.325	227.3
2	1'43.817	25.735	15.439	30.736	31.907	246.0	2	1'43.131	25.807	15.137	30.738	31.449	253.5
3	1'42.509	25.362	15.254	30.428	31.465	246.5	3	1'42.897	25.556	15.115	30.786	31.440	253.5
4	1'42.097	25.131	15.207	30.329	31.430	246.5	4	1'42.362	25.540	15.114	30.311	31.397	251.1
5	1'47.795	25.142	16.859	33.243	32.551	220.8	5	1'49.281	25.372	15.139	30.422	38.348	250.0
6	1'42.230 *	25.222	15.266	30.226	31.516*	245.4	6	1'48.092 *	30.35*	15.295	30.652	31.792	248.2
7	1'41.833	25.155	15.232	30.146	31.300	245.4	7	1'42.118	25.350	15.187	30.363	31.218	250.5
8	1'48.886	28.635	16.023	32.177	32.051	243.2	8	1'50.758	25.298	20.444	33.445	31.571	232.2
9	1'38.750 P	25.42*	15.812	30.829	26.680	245.4	9	1'42.448	25.415	15.248	30.383	31.402	248.2
10	1'50.442	30.667	15.734	31.913	32.128	242.1	10	1'50.659 P	32.670	16.555	32.381	29.053	230.2
11	1'43.740	25.335	15.614	30.908	31.883	245.4	11	1'48.754	29.550	15.613	31.958	31.633	243.7
12	1'41.921	25.127	15.159	30.168	31.467	247.1	12	1'42.280	25.408	15.109	30.379	31.384	247.7
13	1'42.178	25.112	15.231	30.322	31.513	246.0	13	1'44.180 *	26.59*	15.437	30.662	31.484	244.8
14	1'54.914	28.727	16.932	35.514	33.741	235.2	14	1'41.828	25.277	15.092	30.239	31.220	248.2
15	1'42.390	25.209	15.444	30.248	31.489	245.4	15	1'41.946	25.234	15.167	30.368	31.177	248.8
16	1'41.767	25.134	15.199	30.209	31.225	247.1	16	1'42.073	25.203	15.251	30.404	31.215	247.1
8th 79 Ai OGURA IDEMITSU Honda Te JPN							11th 14 Tony ARBOLINO Elf Marc VDS Racing ITA						
Runs=1 Total laps=18 Full laps=13							Runs=1 Total laps=14 Full laps=9						
1	3'37.856	30.768	15.892	31.992	32.322	243.7	1	3'36.033	33.829	22.407	35.454	32.255	126.6
2	1'42.968	25.631	15.281	30.547	31.509	248.2	Fastest Lap: Jake DIXON Autosolar GASGAS A GBR 1'41.556 25.164 15.096 30.209 31.087						
3	1'42.322	25.512	15.164	30.305	31.341	250.0	These data/results cannot be reproduced, stored and/or transmitted in whole or in part by any manner of electronic, mechanical, photocopying, recording, broadcasting or otherwise now known or herein after developed without the previous express consent by the copyright owner, except for reproduction in daily press and regular printed publications on sale to the public within 60 days of the event related to those data/results and always provided that copyright symbol appears together as follows below.						
4	1'42.216	25.168	15.190	30.328	31.530	248.8	© DORNA, 2022						

Fastest Lap: Jake DIXON Autosolar GASGAS A GBR **1'41.556** 25.164 15.096 30.209 31.087

These data/results cannot be reproduced, stored and/or transmitted in whole or in part by any manner of electronic, mechanical, photocopying, recording, broadcasting or otherwise now known or herein after developed without the previous express consent by the copyright owner, except for reproduction in daily press and regular printed publications on sale to the public within 60 days of the event related to those data/results and always provided that copyright symbol appears together as follows below.

© DORNA, 2022



Free Practice Nr. 3

Moto2

Lap	Lap Time	T1	T2	T3	T4	Speed	Lap	Lap Time	T1	T2	T3	T4	Speed
2	1'43.173	25.615	15.242	30.723	31.593	250.0	4	1'42.867	25.478	15.096	30.628	31.665	253.5
3	1'42.379	25.353	15.145	30.520	31.361	251.7	5	1'42.633	25.469	15.108	30.548	31.508	252.3
4	1'42.400	25.278	15.135	30.619	31.368	253.5	6	1'52.081 *	33.761*	15.217	30.695	32.409	252.3
5	1'42.494	25.346	15.192	30.469	31.487	250.5	7	1'43.093	25.505	15.212	30.676	31.700	251.7
6	1'43.289	25.243	15.161	31.086	31.799	251.7	8	1'55.422	25.713	20.791	34.721	34.197	235.2
7	1'41.857	25.336	15.075	30.352	31.094	252.3	9	1'42.928	25.645	15.147	30.583	31.553	252.3
8	1'43.388 P	25.720	15.682	31.316	30.670	246.0	10	1'47.373 P	25.524	15.327	34.867	31.655	246.5
9	1'46.430	28.268	15.453	30.974	31.735	245.4	11	1'46.117	28.011	15.222	30.683	32.201	250.0
10	1'42.216	25.317	15.224	30.384	31.291	248.2	12	1'42.624	25.450	15.252	30.570	31.352	248.8
11	1'59.762 *	27.32*	18.042	41.502	32.891	201.1	13	1'42.096	25.346	15.075	30.399	31.276	251.1
12	1'50.354	30.381	16.095	32.259	31.619	227.8	14	1'41.923	25.233	15.148	30.346	31.196	249.4
13	1'43.667 *	25.283	15.302*	30.601	32.481*	248.8	15	1'58.289	35.009	15.658	33.869	33.753	247.7
14	1'42.030	25.331	15.154	30.345	31.200	249.4	16	1'43.156	25.624	15.262	30.688	31.582	247.7
							17	1'43.443	25.414	15.291	30.842	31.896	247.7

12th **37** Augusto FERNAND Red Bull KTM Ajo SPA
Runs=1 Total laps=19 Full laps=14

1	3'06.304	32.274	16.106	31.938	31.909	243.2
2	1'52.767	26.190	15.284	31.219	40.074	251.1
3	1'43.157	25.692	15.191	30.671	31.603	250.0
4	1'42.575	25.440	15.214	30.415	31.506	248.8
5	1'43.145	25.454	15.170	30.839	31.682	252.3
6	1'42.410	25.450	15.283	30.309	31.368	248.8
7	1'42.398	25.488	15.220	30.433	31.257	252.9
8	1'42.669	25.659	15.127	30.268	31.615	250.0
9	1'44.294	25.347	15.157	30.652	33.138	252.3
10	1'41.869	25.312	15.116	30.276	31.165	250.5
11	1'42.616	25.327	15.126	30.250	31.913	248.2
12	1'42.103	25.443	15.157	30.162	31.341	248.8
13	1'37.094 P	25.370	15.232	30.202	26.290	248.2
14	1'46.236	27.959	15.365	30.962	31.950	247.7
15	1'41.906	25.235	15.183	30.239	31.249	247.1
16	1'41.998 *	25.261*	15.182	30.267	31.281	247.7
17	1'41.970	25.162	15.189	30.295	31.324	246.0
18	1'46.883 *	26.539	16.345*	31.887	32.112*	236.3
19	1'44.879	25.357	15.284	32.225	32.013	245.4

13th **40** Aron CANET Flexbox HP40 SPA
Runs=1 Total laps=12 Full laps=4

1	3'33.055	29.253	15.480	31.346	31.760	248.8
2	1'43.007 *	25.608	15.313	30.760	31.326*	251.1
3	1'42.114	25.385	15.137	30.384	31.208	251.1
4	1'42.692 *	25.42*	15.095	30.503	31.673	252.3
5	1'41.954	25.230	15.079	30.407	31.238	251.1
6	1'49.932 P	25.507	17.292	35.708	31.425	156.0
7	1'46.038	28.614	15.492	30.627	31.305	247.1
8	1'41.912	25.268	15.162	30.312	31.170	248.8
9	1'54.627 *	26.17*	19.528	36.918	32.008	131.3
10	1'52.767	31.963	17.276	32.108	31.420	159.0
11	1'44.630 *	25.167	15.132*	30.867	33.464*	250.5
12	1'41.590 *	25.136	15.103	30.238	31.113*	251.1

14th **19** Lorenzo DALLA PO Italtrans Racing Team ITA
Runs=1 Total laps=17 Full laps=12

1	3'09.504	36.755	16.441	37.538	32.306	215.1
2	1'43.493	25.885	15.147	30.731	31.730	254.1
3	1'43.478 *	25.601*	15.011	30.882	31.976	256.5

15th **75** Albert ARENAS Autosolar GASGAS A SPA
Runs=1 Total laps=17 Full laps=12

1	3'11.563	30.943	15.887	32.076	32.502	244.8
2	1'44.577	25.817	15.271	31.232	32.257	250.0
3	1'46.811	26.001	15.596	33.735	31.479	217.7
4	1'42.415	25.402	15.118	30.581	31.314	250.0
5	1'42.955	25.387	15.212	30.498	31.858	250.5
6	1'42.756	25.569	15.331	30.538	31.318	249.4
7	1'42.282	25.463	15.133	30.492	31.194	250.5
8	1'42.658	25.446	15.110	30.476	31.626	251.7
9	1'42.816	25.442	15.126	30.604	31.644	250.5
10	1'42.360	25.353	15.191	30.540	31.276	249.4
11	1'48.314 P	28.726	16.506	33.969	29.113	225.0
12	1'50.444	31.586	15.763	31.244	31.851	243.2
13	1'42.743	25.470	15.282	30.609	31.382	246.5
14	1'53.142 *	25.37*	21.409	34.667	31.691	144.7
15	1'42.105	25.395	15.130	30.431	31.149	247.7
16	1'58.106 *	25.887	16.449*	41.439	34.331*	176.1
17	1'42.053	25.401	15.133	30.412	31.107	249.4

16th **9** Jorge NAVARRO Flexbox HP40 SPA
Runs=1 Total laps=10 Full laps=7

1	3'34.559	29.216	20.109	34.701	32.138	127.5
2	1'43.557	25.700	15.279	30.630	31.948	250.0
3	1'42.958	25.484	15.334	30.577	31.563	250.5
4	1'43.427	25.497	15.337	31.006	31.587	250.0
5	1'43.012	25.443	15.221	30.442	31.906	251.1
6	1'42.788	25.337	15.245	30.564	31.642	252.3
7	1'42.388	25.343	15.190	30.392	31.463	251.1
8	1'44.276 P	26.716	15.847	34.147	27.566	242.1
9	1'52.897	33.782	15.746	31.224	32.145	244.3
10	1'42.059	25.273	15.079	30.422	31.285	251.1

17th **35** Somkiat CHANTRA IDEMITSU Honda Te THA
Runs=1 Total laps=18 Full laps=14

1	3'30.698	31.663	15.753	31.460	31.862	244.3
2	1'43.030	25.578	15.167	30.660	31.625	248.2
3	1'42.669	25.351	15.157	30.604	31.557	249.4
4	1'42.989	25.428	15.287	30.719	31.555	247.7
5	1'42.602	25.371	15.130	30.589	31.512	249.4
6	1'42.313	25.277	15.140	30.453	31.443	248.8

Fastest Lap: Jake DIXON Autosolar GASGAS A GBR 1'41.556 25.164 15.096 30.209 31.087

These data/results cannot be reproduced, stored and/or transmitted in whole or in part by any manner of electronic, mechanical, photocopying, recording, broadcasting or otherwise now known or herein after developed without the previous express consent by the copyright owner, except for reproduction in daily press and regular printed publications on sale to the public within 60 days of the event related to those data/results and always provided that copyright symbol appears together as follows below.
© DORNA, 2022

Free Practice Nr. 3

Moto2

Lap	Lap Time	T1	T2	T3	T4	Speed	Lap	Lap Time	T1	T2	T3	T4	Speed
7	1'42.370	25.289	15.157	30.439	31.485	249.4	7	1'42.476	25.428	15.247	30.497	31.304	245.4
8	1'44.938	27.536	15.298	30.530	31.574	250.0	8	1'42.437	25.380	15.295	30.429	31.333	246.0
9	1'42.786	25.297	15.180	30.398	31.911	250.0	9	1'42.252	25.380	15.295	30.310	31.267	246.0
10	1'42.438	25.389	15.141	30.385	31.523	248.8	10	1'43.037	25.371	15.373	30.508	31.785	248.2
11	1'42.062	25.316	15.091	30.343	31.312	250.0	11	1'44.579 P	25.351	16.226	32.621	30.381	224.0
12	1'37.193 P	25.245	15.104	30.445	26.399	250.5	12	1'49.256	31.410	15.323	30.538	31.985	244.3
13	1'47.388	29.106	15.358	31.184	31.740	248.2	13	1'42.378	25.414	15.186	30.392	31.386	246.5
14	1'42.528	25.427	15.216	30.558	31.327	246.5	14	1'42.315	25.316	15.249	30.317	31.433	247.1
15	1'42.327	25.296	15.183	30.421	31.427	247.1	15	1'43.935	25.464	15.273	30.405	32.793	245.4
16	1'42.148	25.216	15.048	30.463	31.421	248.8	16	1'42.407	25.379	15.260	30.360	31.408	247.1
17	1'47.975 *	25.264	15.559*	33.066	34.086*	243.7	17	1'42.404	25.345	15.426	30.297	31.336	243.2
18	1'42.121	25.335	15.103	30.379	31.304	250.0	18	1'42.172	25.304	15.280	30.325	31.263	245.4

18th 52 **Jeremy ALCOBA** Liqui Moly Intact GP SPA
Runs=2 Total laps=14 Full laps=6

1	3'09.026	29.358	15.481	32.082	32.606	249.4
2	1'43.304 *	25.70*	15.210	30.882	31.512	254.1
3	1'46.027 *	25.745	15.178	30.878	34.226*	253.5
4	1'43.228	25.453	15.235	30.768	31.772	251.7
5	1'42.827 *	25.46*	15.257	30.679	31.431	249.4
6	1'42.826	25.544	15.143	30.669	31.470	251.1
7	1'47.214	26.594	17.074	32.067	31.479	187.1
8	1'42.666	25.504	15.127	30.578	31.457	251.7
9	1'40.441 P	25.477	15.210	30.492	29.262	250.5
10	1'52.632	33.258	15.521	32.020	31.833	245.4
11	1'43.172	25.359	15.154	30.729	31.930	250.0
12	1'44.149 *	26.15*	15.424	30.905	31.668	242.6
13	1'42.079	25.405	15.078	30.341	31.255	250.0
unfinished	25.324	15.105	30.354		249.4	

19th 61 **Alessandro ZACCO** Gresini Racing Moto2 ITA
Runs=1 Total laps=15 Full laps=9

1	2'54.511	39.204	16.960	33.278	33.144	237.3
2	1'44.828	26.258	15.662	31.036	31.872	246.0
3	1'43.467	25.658	15.359	30.602	31.848	246.5
4	1'43.343	25.489	15.308	30.703	31.843	244.8
5	1'56.262	34.648	16.397	31.541	33.676	238.4
6	1'44.631 *	25.99 *	15.425	31.543	31.672*	246.0
7	1'42.842	25.480	15.356	30.473	31.533	246.0
8	1'42.556	25.316	15.248	30.458	31.534	246.5
9	1'45.659 P	27.324	15.711	32.650	29.974	241.6
10	1'49.707	30.304	15.845	31.345	32.213	240.5
11	1'42.644	25.447	15.252	30.447	31.498	246.0
12	1'47.675 *	25.35*	15.205	34.160	32.958	246.5
13	1'52.617	29.895	15.862	33.567	33.293	243.2
14	1'44.808 *	25.87*	16.195*	30.752	31.983*	233.7
15	1'42.124	25.354	15.259	30.155	31.356	245.4

20th 64 **Bo BENDSNEYDER** Pertamina Mandalika NED
Runs=1 Total laps=18 Full laps=14

1	3'08.789	33.139	16.357	32.597	32.860	234.2
2	1'43.380 *	25.81*	15.301	30.734	31.533	249.4
3	1'43.828	25.721	15.189	30.845	32.073	250.5
4	1'42.484	25.471	15.154	30.453	31.406	250.0
5	1'43.417	25.415	15.227	30.596	32.179	248.2
6	1'42.908	25.424	15.579	30.456	31.449	244.3

21st 18 **Manuel GONZALEZ** Yamaha VR46 Master SPA
Runs=2 Total laps=18 Full laps=12

1	3'05.375	31.797	16.274	32.598	33.105	237.8
2	1'43.861	25.881	15.229	30.979	31.772	249.4
3	1'43.627 *	25.805	15.159	30.898	31.765*	250.0
4	1'47.100	25.666	15.216	30.841	35.377	248.2
5	1'42.982	25.557	15.195	30.720	31.510	250.0
6	1'56.374	25.604	16.758	33.104	40.908	186.8
7	1'43.832	25.690	15.219	31.026	31.897	248.8
8	1'43.429	25.709	15.277	30.856	31.587	250.0
9	1'49.048	29.075	15.424	30.942	33.607	248.2
10	1'43.195	25.666	15.179	30.767	31.583	251.1
11	1'42.680	25.492	15.139	30.615	31.434	247.7
12	1'40.549 P	25.654	15.390	31.689	27.816	248.2
13	1'48.335	28.685	15.486	31.314	32.850	246.0
14	1'43.845	25.568	15.179	30.953	32.145	248.2
15	1'52.644	25.373	15.177	35.844	36.250	247.1
16	1'42.319	25.461	15.127	30.414	31.317	247.7
17	1'37.824 P	25.344	15.133	30.560	26.787	247.7
18	1'51.885	28.375	15.411	32.349	35.750	247.1

22nd 42 **Marcos RAMIREZ** MV Agusta Forward R SPA
Runs=1 Total laps=16 Full laps=10

1	3'04.437	32.903	16.311	33.294	32.821	244.3
2	1'44.220	25.718	15.417	30.930	32.155	248.2
3	1'43.333	25.685	15.271	30.703	31.674	247.1
4	1'50.807	25.497	16.395	34.853	34.062	204.5
5	1'43.024	25.537	15.268	30.544	31.675	248.8
6	1'44.120	25.467	15.325	30.591	32.737	248.2
7	1'42.701	25.332	15.240	30.665	31.464	248.2
8	1'46.341	26.503	15.635	31.318	32.885	246.0
9	1'47.230 P	28.008	17.195	33.222	28.805	195.2
10	1'47.145	29.047	15.414	30.999	31.685	244.3
11	1'42.288 *	25.32*	15.224	30.345	31.397	248.2
12	1'42.463	25.229	15.330	30.383	31.521	246.5
13	1'47.798 *	27.10*	18.111	31.080	31.507*	198.5
14	1'42.342	25.208	15.213	30.362	31.559	248.2
15	1'43.875 *	25.338	15.299*	30.673	32.565*	248.2
16	1'42.522	25.375	15.311	30.371	31.465	248.2

23rd 84 **Zonta VAN DEN GO** RW Racing GP NED
Runs=1 Total laps=16 Full laps=11

1	2'47.911	36.037	15.955	31.917	32.577	243.7
---	----------	--------	--------	--------	--------	-------

Fastest Lap: Jake DIXON Autosolar GASGAS A GBR **1'41.556** 25.164 15.096 30.209 31.087

These data/results cannot be reproduced, stored and/or transmitted in whole or in part by any manner of electronic, mechanical, photocopying, recording, broadcasting or otherwise now known or herein after developed without the previous express consent by the copyright owner, except for reproduction in daily press and regular printed publications on sale to the public within 60 days of the event related to those data/results and always provided that copyright symbol appears together as follows below.
© DORNA, 2022

Free Practice Nr. 3

Moto2

Lap	Lap Time	T1	T2	T3	T4	Speed	Lap	Lap Time	T1	T2	T3	T4	Speed	
2	1'45.065	26.150	15.422	31.380	32.113	247.1	26th 24 Simone CORSI MV Agusta Forward R ITA Runs=2 Total laps=16 Full laps=11	1	3'06.814	31.955	16.062	32.138	32.139	244.8
3	1'44.077	25.769	15.386	30.948	31.974	246.5		2	1'47.098	26.000	15.322	31.507	34.269	249.4
4	1'43.721	25.650	15.309	30.829	31.933	245.4		3	1'43.467	25.567	15.272	30.602	32.026	247.7
5	1'43.587	25.501	15.260	30.986	31.840	246.0		4	1'43.271	25.567	15.208	30.691	31.805	247.7
6	1'50.578	30.869	15.482	31.215	33.012	246.0		5	1'42.883	25.439	15.233	30.583	31.628	248.2
7	1'42.879	25.423	15.275	30.601	31.580	245.4		6	1'50.157 P	32.67*	16.668	32.701	28.113	199.6
8	1'48.130	28.797	15.675	31.496	32.162	244.3		7	1'52.104	32.090	15.914	31.644	32.456	241.6
9	1'43.089	25.472	15.333	30.543	31.741	245.4		8	1'45.094	26.157	15.762	31.071	32.104	242.6
10	1'50.431 P	30.483	15.761	32.304	31.883	243.2		9	1'44.256	25.831	15.595	30.952	31.878	247.7
11	1'46.250	28.375	15.431	30.812	31.632	245.4		10	1'43.751	25.781	15.371	30.721	31.878	246.5
12	1'42.474	25.377	15.181	30.539	31.377	246.5		11	1'43.764	25.793	15.427	30.770	31.774	244.8
13	1'52.334 *	26.571*	15.787	33.980	35.992*	242.6		12	1'43.722	25.795	15.395	30.717	31.815	246.5
14	2'00.745	29.094	15.887	35.188	40.576	238.9		13	1'43.901	25.757	15.439	30.733	31.972	244.8
15	1'47.876 *	25.508	15.381*	31.621	35.366*	247.1		14	1'43.526 *	25.76*	15.452	30.541	31.773	243.7
16	1'42.520	25.411	15.144	30.514	31.451	248.8		15	1'43.901	25.742	15.468	30.772	31.919	244.3
24th 6 Cameron BEAUBIE American Racing USA Runs=1 Total laps=19 Full laps=14								unfinished	25.653					
1	3'04.673	32.621	16.264	32.579	32.533	231.2	27th 12 Filip SALAC Gresini Racing Moto2 CZE Runs=2 Total laps=15 Full laps=8	1	3'05.057	31.543	16.575	34.809	38.553	235.8
2	1'43.766	25.834	15.180	31.047	31.705	253.5		2	1'44.887	26.142	15.534	31.187	32.024	248.8
3	1'42.977	25.671	15.189	30.725	31.392	250.0		3	1'47.762	26.958	15.492	32.495	32.817	248.2
4	1'51.152	25.568	16.551	35.712	33.321	224.0		4	1'42.066 P	25.980	15.974	32.020	28.092	238.9
5	1'43.775	25.636	15.415	31.086	31.638	243.2		5	1'54.537	30.024	15.817	32.147	36.549	244.8
6	1'43.080	25.545	15.228	30.677	31.630	246.0		6	1'45.495	25.879	15.447	32.037	32.132	247.7
7	1'42.978	25.491	15.286	30.763	31.438	248.8		7	1'43.311	25.583	15.343	30.696	31.689	247.7
8	1'42.660	25.453	15.294	30.515	31.398	248.8		8	1'45.196	25.518	15.471	31.690	32.517	244.3
9	1'42.872	25.414	15.360	30.625	31.473	250.0		9	1'43.144 P	26.772	15.956	32.647	27.769	242.6
10	1'42.777	25.483	15.267	30.598	31.429	248.2		10	1'49.732	31.072	15.843	30.993	31.824	247.1
11	1'42.894	25.352	15.379	30.736	31.427	247.1		11	1'47.544	26.687	15.992	31.684	33.181	244.8
12	1'44.498 *	26.78*	15.279	30.810	31.627	250.5		12	1'49.667 *	25.57*	15.264	32.768	36.058	248.8
13	1'41.463 P	25.672	15.521	31.658	28.612	246.0		13	1'51.431	28.795	16.151	34.718	31.767	238.9
14	1'53.229	31.211	16.107	31.912	33.999	246.0		14	1'49.744 *	25.786	15.817*	33.393	34.748*	246.0
15	1'45.528	25.735	15.925	32.221	31.647	245.4		15	1'42.935	25.519	15.276	30.580	31.560	248.8
16	1'43.584 *	25.64*	15.393	30.885	31.663	247.1								
17	1'43.627	25.450	15.191	30.721	32.265	250.0								
18	1'42.807	25.372	15.239	30.717	31.479	248.8								
19	1'42.539	25.329	15.309	30.543	31.358	248.2								
25th 5 Romano FENATI Lightech Speed Up ITA Runs=3 Total laps=15 Full laps=9							28th 62 Stefano MANZI Yamaha VR46 Master ITA Runs=1 Total laps=16 Full laps=12	1	2'48.621	32.439	16.300	32.556	32.701	240.5
1	3'07.694	31.171	15.994	32.729	32.312	245.4		2	1'44.766	26.012	15.428	31.320	32.006	244.8
2	1'44.159	26.034	15.227	31.135	31.763	249.4		3	1'44.232	25.654	15.329	30.980	32.269	243.2
3	1'44.205	25.743	15.284	30.972	32.206	249.4		4	1'44.046	25.664	15.350	31.044	31.988	243.2
4	1'47.718 P	25.719	17.628	37.057	27.314	205.3		5	1'43.274	25.528	15.300	30.723	31.723	244.8
5	1'52.013	32.932	15.502	31.652	31.927	244.8		6	1'46.783	28.084	15.496	31.027	32.176	242.6
6	1'43.490	25.738	15.333	30.781	31.638	245.4		7	1'43.520	25.501	15.403	30.755	31.861	244.3
7	1'43.285	25.659	15.297	30.746	31.583	246.5		8	1'43.360	25.451	15.419	30.720	31.770	243.2
8	1'48.146 P	28.125	16.472	35.915	27.634	203.3		9	1'43.527	25.516	15.410	30.757	31.844	243.7
9	1'56.518 *	31.739	15.985	32.836	35.958*	239.4		10	1'46.806 P	28.691	16.454	32.270	29.391	234.7
10	1'42.735	25.823	15.149	30.482	31.281	248.8		11	1'49.294	30.655	15.646	30.999	31.994	242.6
11	1'42.605	25.476	15.177	30.606	31.346	248.2		12	1'43.640	25.632	15.397	30.749	31.862	242.6
12	1'42.844	25.489	15.255	30.580	31.520	246.0		13	1'43.086	25.437	15.249	30.669	31.731	243.7
13	1'50.688	29.131	16.735	33.117	31.705	179.1		14	1'43.101	25.422	15.336	30.629	31.714	244.8
14	1'44.521	25.612	15.324	31.961	31.624	243.2		15	1'43.381 *	25.383	15.522*	30.817	31.659	242.1
PIT	35.873	44.264	37.372	51.549				16	1'43.514	25.490	15.404	30.661	31.959	243.7

Fastest Lap: Jake DIXON Autosolar GASGAS A GBR 1'41.556 25.164 15.096 30.209 31.087

These data/results cannot be reproduced, stored and/or transmitted in whole or in part by any manner of electronic, mechanical, photocopying, recording, broadcasting or otherwise now known or herein after developed without the previous express consent by the copyright owner, except for reproduction in daily press and regular printed publications on sale to the public within 60 days of the event related to those data/results and always provided that copyright symbol appears together as follows below.
© DORNA, 2022

Free Practice Nr. 3

Moto2

Lap	Lap Time	T1	T2	T3	T4	Speed	Lap	Lap Time	T1	T2	T3	T4	Speed
29th	4	Sean Dylan KELLY			American Racing		USA						
		Runs=1	Total laps=16	Full laps=13									
1	3'06.211	30.735	15.965	32.746	32.755	244.8							
2	1'44.378	26.026	15.299	31.197	31.856	251.7							
3	1'47.007	25.888	15.283	33.452	32.384	248.2							
4	1'44.107	25.718	15.317	31.055	32.017	249.4							
5	1'43.479	25.538	15.226	30.951	31.764	249.4							
6	1'44.960	25.580	15.277	30.934	33.169	249.4							
7	1'46.244	25.630	15.265	32.364	32.985	249.4							
8	1'44.081	25.710	15.327	31.009	32.035	248.8							
9	1'40.787 P	25.707	15.394	31.037	28.649	246.0							
10	2'01.115	36.609	15.769	33.846	34.891	244.3							
11	1'43.871	25.740	15.311	30.981	31.839	247.7							
12	1'45.755	25.597	16.182	31.636	32.340	244.3							
13	1'43.802	25.633	15.334	30.889	31.946	245.4							
14	1'43.574	25.524	15.290	30.904	31.856	247.7							
15	1'43.177	25.597	15.293	30.779	31.508	247.1							
16	1'43.203	25.486	15.324	30.731	31.662	246.0							

30th	28	Niccolò ANTONELL			Mooney VR46 Racing		ITA						
		Runs=1	Total laps=16	Full laps=11									
1	3'10.748	36.952	16.247	38.097	32.601	234.7							
2	1'45.266	26.339	15.460	31.153	32.314	250.5							
3	1'44.413	26.048	15.448	31.013	31.904	249.4							
4	1'43.954	25.802	15.448	30.873	31.831	249.4							
5	1'43.697	25.681	15.301	30.793	31.922	251.1							
6	1'43.871	25.712	15.502	30.945	31.712	250.5							
7	1'43.543	25.649	15.320	30.765	31.809	249.4							
8	1'44.846 P	29.680	16.048	31.374	27.744	246.0							
9	1'50.689	30.731	15.791	31.414	32.753	244.8							
10	1'51.712	25.980	15.394	31.220	39.118	247.1							
11	1'43.785	25.917	15.392	30.751	31.725	250.0							
12	1'43.527	25.781	15.375	30.665	31.706	245.4							
13	1'46.002 *	25.72*	17.307	31.206	31.766	194.5							
14	1'43.569	25.853	15.376	30.653	31.687	247.7							
15	1'44.800 *	25.651	15.355*	31.473	32.321*	248.2							
16	1'43.228	25.658	15.277	30.622	31.671	250.0							

Fastest Lap: Jake DIXON Autosolar GASGAS A GBR **1'41.556** 25.164 15.096 30.209 31.087

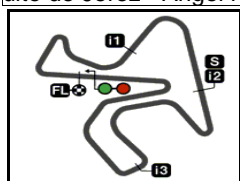
These data/results cannot be reproduced, stored and/or transmitted in whole or in part by any manner of electronic, mechanical, photocopying, recording, broadcasting or otherwise now known or herein after developed without the previous express consent by the copyright owner, except for reproduction in daily press and regular printed publications on sale to the public within 60 days of the event related to those data/results and always provided that copyright symbol appears together as follows below.
© DORNA, 2022

Official MotoGP Timing by TISSOT
www.motogp.com

Jerez de la Frontera, Saturday, April 30, 2022

Page 6 of 6





4423 m.

GRAN PREMIO RED BULL DE ESPAÑA

Free Practice Nr. 3

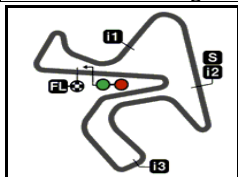
Best Partial Times

IT Ideal Lap Time, sum of the best partial times

BT Best Lap Time

<i>T1</i>		<i>T2</i>		<i>T3</i>		<i>T4</i>				<i>IT</i>	<i>BT</i>	
Pos	Rider	Time	Rider	Time	Rider	Time	Rider	Time	Pos	Rider		
1	P.ACOSTA	25.028	L.DALLA PORTA	15.011	S.LOWES	30.126	J.DIXON	31.016	1	S.LOWES	1'41.369	1'41.568 (2)
2	A.OGURA	25.101	S.LOWES	15.047	P.ACOSTA	30.127	M.SCHROTTER	31.066	2	P.ACOSTA	1'41.431	1'41.673 (5)
3	S.LOWES	25.111	S.CHANTRA	15.048	A.OGURA	30.129	S.LOWES	31.085	3	J.DIXON	1'41.485	1'41.556 (1)
4	F.ALDEGUER	25.112	J.ROBERTS	15.068	B.BALTUS	30.132	T.ARBOLINO	31.094	4	B.BALTUS	1'41.527	1'41.598 (3)
5	B.BALTUS	25.133	B.BALTUS	15.074	F.ALDEGUER	30.146	A.ARENAS	31.107	5	A.OGURA	1'41.558	1'41.769 (8)
6	A.CANET	25.136	T.ARBOLINO	15.075	A.ZACCONE	30.155	J.ROBERTS	31.129	6	J.ROBERTS	1'41.562	1'41.679 (6)
7	J.ROBERTS	25.139	J.ALCOBA	15.078	A.FERNANDEZ	30.162	A.FERNANDEZ	31.165	7	A.FERNANDEZ	1'41.605	1'41.869 (12)
8	A.FERNANDEZ	25.162	J.NAVARRO	15.079	G.RODRIGO	30.169	A.CANET	31.170	8	A.CANET	1'41.623	1'41.912 (13)
9	J.DIXON	25.164	A.CANET	15.079	J.DIXON	30.209	C.VIETTI	31.177	9	F.ALDEGUER	1'41.642	1'41.767 (7)
10	C.VIETTI	25.203	P.ACOSTA	15.090	J.ROBERTS	30.226	P.ACOSTA	31.186	10	M.SCHROTTE	1'41.671	1'41.671 (4)
11	M.SCHROTTER	25.203	C.VIETTI	15.092	A.CANET	30.238	B.BALTUS	31.188	11	C.VIETTI	1'41.711	1'41.828 (10)
12	M.RAMIREZ	25.208	J.DIXON	15.096	C.VIETTI	30.239	L.DALLA PORTA	31.196	12	T.ARBOLINO	1'41.757	1'41.857 (11)
13	S.CHANTRA	25.216	A.OGURA	15.097	M.SCHROTTER	30.279	G.RODRIGO	31.213	13	L.DALLA POR	1'41.786	1'41.923 (14)
14	L.DALLA PORTA	25.233	A.ARENAS	15.110	B.BENDSNEYDE	30.297	F.ALDEGUER	31.225	14	G.RODRIGO	1'41.793	1'41.793 (9)
15	T.ARBOLINO	25.243	A.FERNANDEZ	15.116	J.ALCOBA	30.341	A.OGURA	31.231	15	S.CHANTRA	1'41.911	1'42.062 (17)
16	G.RODRIGO	25.270	M.SCHROTTER	15.123	S.CHANTRA	30.343	J.ALCOBA	31.255	16	A.ARENAS	1'41.982	1'42.053 (15)
17	J.NAVARRO	25.273	M.GONZALEZ	15.127	T.ARBOLINO	30.345	B.BENDSNEYDE	31.263	17	J.ALCOBA	1'41.998	1'42.079 (18)
18	B.BENDSNEYDE	25.304	G.RODRIGO	15.141	M.RAMIREZ	30.345	R.FENATI	31.281	18	B.BENDSNEY	1'42.018	1'42.172 (20)
19	A.ZACCONE	25.316	Z.VAN DEN GOO	15.144	L.DALLA PORTA	30.346	J.NAVARRO	31.285	19	J.NAVARRO	1'42.029	1'42.059 (16)
20	J.ALCOBA	25.324	R.FENATI	15.149	J.NAVARRO	30.392	S.CHANTRA	31.304	20	A.ZACCONE	1'42.032	1'42.124 (19)
21	C.BEAUBIER	25.329	B.BENDSNEYDE	15.154	A.ARENAS	30.412	M.GONZALEZ	31.317	21	M.RAMIREZ	1'42.163	1'42.342 (22)
22	M.GONZALEZ	25.344	F.ALDEGUER	15.159	M.GONZALEZ	30.414	A.ZACCONE	31.356	22	M.GONZALEZ	1'42.202	1'42.319 (21)
23	A.ARENAS	25.353	C.BEAUBIER	15.180	R.FENATI	30.482	C.BEAUBIER	31.358	23	C.BEAUBIER	1'42.382	1'42.539 (24)
24	Z.VAN DEN GOO	25.377	A.ZACCONE	15.205	Z.VAN DEN GOO	30.514	Z.VAN DEN GOO	31.377	24	R.FENATI	1'42.388	1'42.605 (25)

These data/results cannot be reproduced, stored and/or transmitted in whole or in part by any manner of electronic, mechanical, photocopying, recording, broadcasting or otherwise now known or herein after developed without the previous express consent by the copyright owner, except for reproduction in daily press and regular printed publications on sale to the public within 60 days of the event related to those data/results and always provided that copyright symbol appears together as follows below.
© DORNA, 2022



4423 m.

GRAN PREMIO RED BULL DE ESPAÑA

Free Practice Nr. 3

Best Partial Times

IT Ideal Lap Time, sum of the best partial times

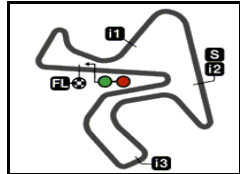
BT Best Lap Time

T1		T2		T3		T4				<i>IT</i>	<i>BT</i>	
<i>Pos</i>	<i>Rider</i>	<i>Time</i>	<i>Rider</i>	<i>Time</i>	<i>Rider</i>	<i>Time</i>	<i>Rider</i>	<i>Time</i>	<i>Pos</i>	<i>Rider</i>		
25	S.MANZI	25.383	S.CORSI	15.208	C.BEAUBIER	30.515	M.RAMIREZ	31.397	25	Z.VAN DEN G	1'42.412	1'42.474 (23)
26	S.CORSI	25.439	M.RAMIREZ	15.213	S.CORSI	30.541	S.KELLY	31.508	26	S.CORSI	1'42.816	1'42.883 (26)
27	R.FENATI	25.476	S.KELLY	15.226	F.SALAC	30.580	F.SALAC	31.560	27	S.MANZI	1'42.920	1'43.086 (28)
28	S.KELLY	25.486	S.MANZI	15.249	N.ANTONELLI	30.622	S.CORSI	31.628	28	F.SALAC	1'42.922	1'42.935 (27)
29	F.SALAC	25.518	F.SALAC	15.264	S.MANZI	30.629	S.MANZI	31.659	29	S.KELLY	1'42.951	1'43.177 (29)
30	N.ANTONELLI	25.649	N.ANTONELLI	15.277	S.KELLY	30.731	N.ANTONELLI	31.671	30	N.ANTONELLI	1'43.219	1'43.228 (30)

These data/results cannot be reproduced, stored and/or transmitted in whole or in part by any manner of electronic, mechanical, photocopying, recording, broadcasting or otherwise now known or herein after developed without the previous express consent by the copyright owner, except for reproduction in daily press and regular printed publications on sale to the public within 60 days of the event related to those data/results and always provided that copyright symbol appears together as follows below.
© DORNA, 2022

Official MotoGP Timing by TISSOT
www.motogp.com






4423 m.

GRAN PREMIO RED BULL DE ESPAÑA

Free Practice Nr. 3

Fastest Laps Sequence

<i>Practice Time</i>	 <i>Rider</i>	<i>Nation</i>	<i>Motorcycle</i>	<i>Time</i>	<i>Km/h</i>	<i>Rider's Lap</i>
3'58.534	54 Fermín ALDEGUER	SPA	BOSCOCURO	1'43.817	153.3	2
4'48.002	51 Pedro ACOSTA	SPA	KALEX	1'43.743	153.4	2
4'52.885	13 Celestino VIETTI	ITA	KALEX	1'43.131	154.3	2
5'13.728	35 Somkiat CHANTRA	THA	KALEX	1'43.030	154.5	2
5'20.824	79 Ai OGURA	JPN	KALEX	1'42.968	154.6	2
5'26.640	22 Sam LOWES	GBR	KALEX	1'42.088	155.9	2
7'08.605	22 Sam LOWES	GBR	KALEX	1'41.965	156.1	3
8'50.317	22 Sam LOWES	GBR	KALEX	1'41.712	156.5	4
10'23.041	23 Marcel SCHROTTER	GER	KALEX	1'41.671	156.6	5
13'56.484	22 Sam LOWES	GBR	KALEX	1'41.568	156.7	7
37'23.696	96 Jake DIXON	GBR	KALEX	1'41.556	156.7	16

These data/results cannot be reproduced, stored and/or transmitted in whole or in part by any manner of electronic, mechanical, photocopying, recording, broadcasting or otherwise now known or herein after developed without the previous express consent by the copyright owner, except for reproduction in daily press and regular printed publications on sale to the public within 60 days of the event related to those data/results and always provided that copyright symbol appears together as follows below.

© DORNA, 2022

Official MotoGP Timing by TISSOT
www.motogp.com

Jerez de la Frontera, Saturday, April 30, 2022

