

4423 m.

## GRAN PREMIO RED BULL DE ESPAÑA

## Free Practice Nr. 1

## Classification

3

		Rider	Nation	Team	Motorcycle	Time	Lap Total	Gap	Top Speed
1	96	Jake DIXON	GBR	Autosolar GASGAS Aspar Team	KALEX	<b>1'41.938</b>	16 19		<b>252.3</b>
2	22	Sam LOWES	GBR	Elf Marc VDS Racing Team	KALEX	<b>1'42.213</b>	15 18	0.275 0.275	<b>249.4</b>
3	37	Augusto FERNANDEZ	SPA	Red Bull KTM Ajo	KALEX	<b>1'42.245</b>	13 18	0.307 0.032	<b>251.1</b>
4	79	Ai OGURA	JPN	IDEMITSU Honda Team Asia	KALEX	<b>1'42.273</b>	19 19	0.335 0.028	<b>249.4</b>
5	75	Albert ARENAS	SPA	Autosolar GASGAS Aspar Team	KALEX	<b>1'42.286</b>	12 15	0.348 0.013	<b>251.7</b>
6	6	Cameron BEAUBIER	USA	American Racing	KALEX	<b>1'42.292</b>	16 16	0.354 0.006	<b>251.1</b>
7	51	Pedro ACOSTA	SPA	Red Bull KTM Ajo	KALEX	<b>1'42.366</b>	14 18	0.428 0.074	<b>252.3</b>
8	13	Celestino VIETTI	ITA	Mooney VR46 Racing Team	KALEX	<b>1'42.522</b>	16 18	0.584 0.156	<b>250.5</b>
9	54	Fermín ALDEGUER	SPA	Lightech Speed Up	BOSCOSCURO	<b>1'42.531</b>	16 17	0.593 0.009	<b>250.5</b>
10	14	Tony ARBOLINO	ITA	Elf Marc VDS Racing Team	KALEX	<b>1'42.535</b>	17 17	0.597 0.004	<b>252.3</b>
11	12	Filip SALAC	CZE	Gresini Racing Moto2	KALEX	<b>1'42.593</b>	13 18	0.655 0.058	<b>252.3</b>
12	35	Somkiat CHANTRA	THA	IDEMITSU Honda Team Asia	KALEX	<b>1'42.609</b>	17 19	0.671 0.016	<b>250.0</b>
13	42	Marcos RAMIREZ	SPA	MV Agusta Forward Racing	MV AGUSTA	<b>1'42.690</b>	17 17	0.752 0.081	<b>250.5</b>
14	23	Marcel SCHROTTER	GER	Liqui Moly Intact GP	KALEX	<b>1'42.709</b>	17 17	0.771 0.019	<b>253.5</b>
15	52	Jeremy ALCOBA	SPA	Liqui Moly Intact GP	KALEX	<b>1'42.855</b>	14 16	0.917 0.146	<b>249.4</b>
16	40	Aron CANET	SPA	Flexbox HP40	KALEX	<b>1'42.945</b>	14 16	1.007 0.090	<b>249.4</b>
17	64	Bo BENDSNEYDER	NED	Pertamina Mandalika SAG Team	KALEX	<b>1'42.969</b>	17 17	1.031 0.024	<b>249.4</b>
18	9	Jorge NAVARRO	SPA	Flexbox HP40	KALEX	<b>1'43.065</b>	14 17	1.127 0.096	<b>251.1</b>
19	61	Alessandro ZACCONE	ITA	Gresini Racing Moto2	KALEX	<b>1'43.080</b>	17 18	1.142 0.015	<b>247.1</b>
20	16	Joe ROBERTS	USA	Italtrans Racing Team	KALEX	<b>1'43.213</b>	11 19	1.275 0.133	<b>248.8</b>
21	18	Manuel GONZALEZ	SPA	Yamaha VR46 Master Camp Tea	KALEX	<b>1'43.238</b>	18 18	1.300 0.025	<b>251.1</b>
22	5	Romano FENATI	ITA	Lightech Speed Up	BOSCOSCURO	<b>1'43.297</b>	13 17	1.359 0.059	<b>250.5</b>
23	2	Gabriel RODRIGO	ARG	Pertamina Mandalika SAG Team	KALEX	<b>1'43.333</b>	12 12	1.395 0.036	<b>252.9</b>
24	7	Barry BALTUS	BEL	RW Racing GP	KALEX	<b>1'43.436</b>	11 20	1.498 0.103	<b>250.0</b>
25	19	Lorenzo DALLA PORTA	ITA	Italtrans Racing Team	KALEX	<b>1'43.883</b>	18 18	1.945 0.447	<b>251.1</b>
26	4	Sean Dylan KELLY	USA	American Racing	KALEX	<b>1'44.076</b>	14 18	2.138 0.193	<b>249.4</b>
27	24	Simone CORSI	ITA	MV Agusta Forward Racing	MV AGUSTA	<b>1'44.113</b>	17 17	2.175 0.037	<b>245.4</b>
28	28	Niccolò ANTONELLI	ITA	Mooney VR46 Racing Team	KALEX	<b>1'44.248</b>	16 17	2.310 0.135	<b>250.5</b>
29	81	Keminth KUBO	THA	Yamaha VR46 Master Camp Tea	KALEX	<b>1'44.403</b>	10 10	2.465 0.155	<b>247.1</b>
30	84	Zonta VAN DEN GOORBE	NED	RW Racing GP	KALEX	<b>1'44.638</b>	16 16	2.700 0.235	<b>247.7</b>

Practice condition: **Dry**Air: **19°**Humidity: **64%**Ground: **27°**

<b>Fastest Lap:</b>	Lap: 16	<b>Jake DIXON</b>	<b>1'41.938</b>	156.2 Km/h
<b>Best Race Lap:</b>	2021	<b>Sam LOWES</b>	<b>1'41.313</b>	157.1 Km/h
<b>All Time Lap Record:</b>	2021	<b>Remy GARDNER</b>	<b>1'40.667</b>	158.1 Km/h

The results are provisional until the end of the limit for protest and appeals.

Time limit for protest expires 30' after publication of the results - ..... Time: .....

These data/results cannot be reproduced, stored and/or transmitted in whole or in part by any manner of electronic, mechanical, photocopying, recording, broadcasting or otherwise now known or herein after developed without the previous express consent by the copyright owner, except for reproduction in daily press and regular printed publications on sale to the public within 60 days of the event related to those data/results and always provided that copyright symbol appears together as follows below.

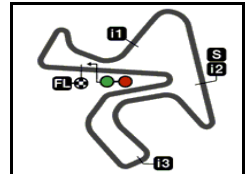
© DORNA, 2022

Official MotoGP Timing by TISSOT  
www.motogp.com

Jerez de la Frontera, Friday, April 29, 2022

moto2™





4423 m.

## GRAN PREMIO RED BULL DE ESPAÑA

## Free Practice Nr. 1

## Top Speed &amp; Average

4



Rider	Nation	Motorcycle	Top 5 speeds					Average	Top
23 Marcel SCHROTTER	GER	KALEX	253.5	252.3	251.7	251.1	251.1	251.8	253.5
2 Gabriel RODRIGO	ARG	KALEX	252.9	250.0	248.8	248.8	248.2	249.5	252.9
12 Filip SALAC	CZE	KALEX	252.3	249.4	249.4	248.8	248.8	249.6	252.3
14 Tony ARBOLINO	ITA	KALEX	252.3	251.7	251.1	251.1	250.5	251.3	252.3
51 Pedro ACOSTA	SPA	KALEX	252.3	251.7	251.7	251.1	251.1	251.4	252.3
96 Jake DIXON	GBR	KALEX	252.3	251.1	250.5	250.0	250.0	250.8	252.3
75 Albert ARENAS	SPA	KALEX	251.7	251.7	251.7	249.4	249.4	250.8	251.7
6 Cameron BEAUBIER	USA	KALEX	251.1	250.5	250.0	250.0	247.7	249.2	251.1
9 Jorge NAVARRO	SPA	KALEX	251.1	251.1	250.0	250.0	249.4	250.0	251.1
18 Manuel GONZALEZ	SPA	KALEX	251.1	250.5	250.5	250.0	250.0	250.4	251.1
19 Lorenzo DALLA PORTA	ITA	KALEX	251.1	251.1	250.5	250.0	250.0	250.5	251.1
37 Augusto FERNANDEZ	SPA	KALEX	251.1	250.0	249.4	248.8	248.8	249.6	251.1
5 Romano FENATI	ITA	BOSCOSCURO	250.5	250.5	250.0	250.0	250.0	250.2	250.5
13 Celestino VIETTI	ITA	KALEX	250.5	250.0	250.0	249.4	249.4	249.7	250.5
28 Niccolò ANTONELLI	ITA	KALEX	250.5	250.0	249.4	249.4	249.4	249.7	250.5
42 Marcos RAMIREZ	SPA	MV AGUSTA	250.5	250.0	248.8	248.8	247.7	248.7	250.5
54 Fermín ALDEGUER	SPA	BOSCOSCURO	250.5	249.4	249.4	249.4	249.4	249.6	250.5
7 Barry BALTUS	BEL	KALEX	250.0	247.1	246.0	245.4	244.8	246.4	250.0
35 Somkiat CHANTRA	THA	KALEX	250.0	249.4	249.4	248.8	248.8	249.2	250.0
4 Sean Dylan KELLY	USA	KALEX	249.4	249.4	247.7	247.7	247.7	248.1	249.4
22 Sam LOWES	GBR	KALEX	249.4	249.4	248.8	248.2	248.2	248.5	249.4
40 Aron CANET	SPA	KALEX	249.4	249.4	248.2	247.7	247.7	248.1	249.4
52 Jeremy ALCOBA	SPA	KALEX	249.4	249.4	249.4	249.4	249.4	249.4	249.4
64 Bo BENDSNEYDER	NED	KALEX	249.4	248.8	248.2	247.1	246.5	247.8	249.4
79 Ai OGURA	JPN	KALEX	249.4	249.4	248.8	248.8	248.2	248.7	249.4
16 Joe ROBERTS	USA	KALEX	248.8	247.7	247.7	247.1	247.1	247.6	248.8
84 Zonta VAN DEN GOORBERGH	NED	KALEX	247.7	247.7	247.1	247.1	246.5	247.0	247.7
61 Alessandro ZACCONI	ITA	KALEX	247.1	247.1	246.5	246.0	246.0	246.5	247.1
81 Keminth KUBO	THA	KALEX	247.1	246.0	246.0	245.4	245.4	245.9	247.1
24 Simone CORSI	ITA	MV AGUSTA	245.4	245.4	244.8	244.3	244.3	244.7	245.4

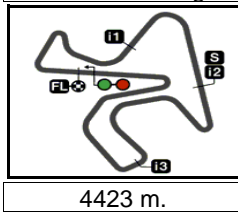
These data/results cannot be reproduced, stored and/or transmitted in whole or in part by any manner of electronic, mechanical, photocopying, recording, broadcasting or otherwise now known or herein after developed without the previous express consent by the copyright owner, except for reproduction in daily press and regular printed publications on sale to the public within 60 days of the event related to those data/results and always provided that copyright symbol appears together as follows below.

© DORNA, 2022

Official MotoGP Timing by TISSOT  
www.motogp.com



Jerez de la Frontera, Friday, April 29, 2022



**GRAN PREMIO RED BULL DE ESPAÑA**  
**Free Practice Nr. 1**  
**Chronological Analysis of Performances**

**5**

\* Lap / Sector time cancelled      **T1** Time from finish line to 1st intermed.      **T3** Time from 2nd intermed. to 3rd intermed.  
**P** Crossing the finish line in pit lane      **T2** Time from 1st intermed. to 2nd intermed.      **T4** Time from 3rd intermed. to finish line

Lap	Lap Time	T1	T2	T3	T4	Speed	Lap	Lap Time	T1	T2	T3	T4	Speed
<b>1st 96 Jake DIXON</b> Autosolar GASGAS A GBR							<b>2 1'46.213</b> 26.745 15.496 31.541 32.431 248.2						
Runs=1 Total laps=19 Full laps=14							<b>3 1'44.004</b> 25.980 15.359 30.835 31.830 248.2						
1	3'19.029	37.600	18.182	34.776	33.605	204.9	4	1'43.882	25.785	15.292	30.930	31.875	249.4
2	1'45.308	26.531	15.441	31.366	31.970	248.2	5	1'43.641	25.804	15.323	30.688	31.826	248.8
3	1'43.540	25.781	15.200	30.827	31.732	247.1	6	1'45.132	25.593	15.240	31.826	32.473	251.1
4	1'43.408	25.742	15.231	30.820	31.615	248.8	7	1'43.268	25.619	15.302	30.587	31.760	250.0
5	1'43.192	25.618	15.331	30.650	31.593	250.5	8	1'43.096	25.556	15.282	30.567	31.691	248.2
6	1'47.054	25.550	15.262	34.231	32.011	248.8	9	1'42.757	25.511	15.314	30.359	31.573	247.1
7	1'43.800	25.505	15.193	31.388	31.714	251.1	10	1'39.726 P	25.480	15.320	30.586	28.340	243.2
8	1'43.137 *	25.621*	15.338	30.639	31.531	246.0	11	1'48.636	29.969	15.663	31.050	31.954	244.8
9	1'44.699	27.023	15.412	30.739	31.525	246.5	12	1'43.678	25.508	15.321	30.327	31.522	246.5
10	1'42.958	25.551	15.296	30.655	31.456	246.0	13	1'42.245	25.370	15.175	30.210	31.490	247.7
11	1'42.797	25.501	15.249	30.566	31.481	247.1	14	1'42.400	25.297	15.221	30.359	31.523	248.8
12	1'39.414 P	25.483	15.236	30.616	28.079	246.0	15	1'42.882 *	25.409	15.254	30.474*	31.745*	247.1
13	1'54.623	32.495	16.973	32.036	33.119	224.5	16	1'43.840	25.647	15.388	31.069	31.736	246.0
14	1'42.600	25.543	15.117	30.580	31.360	250.0	17	1'42.636	25.388	15.321	30.352	31.575	247.1
15	1'42.406 *	25.440	15.102	30.353	31.511*	252.3	18	1'43.336	25.599	15.370	30.695	31.672	247.1
16	1'41.938	25.257	15.161	30.258	31.262	247.7	<b>4th 79 Ai OGURA</b> IDEMITSU Honda Te JPN						
17	1'44.111	25.337	15.231	31.935	31.608	247.1	Runs=1 Total laps=19 Full laps=15						
18	1'43.426	25.437	15.193	31.105	31.691	248.8	1	3'16.722	32.931	17.199	33.608	33.091	242.6
19	1'42.501	25.428	15.213	30.509	31.351	250.0	2	1'45.337	26.351	15.544	31.248	32.194	247.1
<b>2nd 22 Sam LOWES</b> Elf Marc VDS Racing GBR							<b>3 1'43.989</b> 25.768 15.321 30.780 32.120 247.1						
Runs=1 Total laps=18 Full laps=13							<b>4 1'45.037</b> 26.569 15.548 30.899 32.021 246.5						
1	3'35.070	32.538	16.368	33.013	33.471	244.3	5	1'43.939	25.704	15.395	30.968	31.872	248.2
2	1'46.245 *	27.031	15.628	31.340	32.246*	247.1	6	1'45.694	26.135	15.687	31.227	32.645	248.8
3	1'44.435	25.955	15.701	30.910	31.869	248.2	7	1'43.325	25.703	15.371	30.586	31.665	249.4
4	1'43.496	25.597	15.403	30.726	31.770	248.2	8	1'50.044	31.496	15.608	30.980	31.960	247.7
5	1'43.072	25.543	15.278	30.566	31.685	248.2	9	1'43.500	25.678	15.354	30.795	31.673	247.1
6	1'45.923	26.806	15.729	31.641	31.747	246.5	10	1'43.995	25.612	15.326	30.961	32.096	247.1
7	1'43.371	25.651	15.334	30.810	31.576	247.7	11	1'43.187	25.538	15.315	30.603	31.731	248.8
8	1'43.045	25.692	15.235	30.507	31.611	248.2	12	1'49.193 P	29.298	16.364	32.224	31.307	229.2
9	1'43.177	25.449	15.225	30.513	31.990	247.7	13	1'49.579	29.891	15.772	31.567	32.349	245.4
10	1'47.131 P	27.352	16.080	33.607*	30.092	225.4	14	1'42.814	25.455	15.270	30.363	31.726	246.0
11	1'51.830	31.625	16.141	31.430	32.634	242.6	15	1'42.435	25.333	15.224	30.321	31.557	248.2
12	1'42.949	25.633	15.266	30.534	31.516	247.7	16	1'42.260 *	25.280	15.196	30.239*	31.545*	248.2
13	1'43.037	25.474	15.249	30.389	31.925	248.8	17	1'44.642	26.548	15.438	30.774	31.882	247.1
14	1'42.946	25.429	15.332	30.720	31.465	248.2	18	1'42.581	25.371	15.305	30.365	31.540	248.2
15	1'42.213	25.404	15.167	30.324	31.318	249.4	19	1'42.273	25.301	15.175	30.254	31.543	249.4
16	1'42.532	25.294	15.214	30.527	31.497	248.2	<b>5th 75 Albert ARENAS</b> Autosolar GASGAS A SPA						
17	1'42.272	25.315	15.185	30.294	31.478	249.4	Runs=1 Total laps=15 Full laps=12						
18	1'55.009 *	30.97*	16.029	33.234	34.773	225.9	1	3'17.782	31.799	16.369	33.657	33.935	241.0
<b>3rd 37 Augusto FERNAND</b> Red Bull KTM Ajo SPA							<b>2 1'45.597</b> 26.331 15.485 31.577 32.204 246.5						
Runs=1 Total laps=18 Full laps=14							<b>3 1'44.842</b> 25.973 15.404 31.183 32.282 246.5						
1	2'46.473	34.485	16.447	33.298	33.585	238.9	4	1'44.121	25.823	15.242	31.159	31.897	248.8

**Fastest Lap:** Jake DIXON Autosolar GASGAS A GBR **1'41.938** 25.257 15.161 30.258 31.262

These data/results cannot be reproduced, stored and/or transmitted in whole or in part by any manner of electronic, mechanical, photocopying, recording, broadcasting or otherwise now known or herein after developed without the previous express consent by the copyright owner, except for reproduction in daily press and regular printed publications on sale to the public within 60 days of the event related to those data/results and always provided that copyright symbol appears together as follows below.  
 © DORNA, 2022



# Free Practice Nr. 1

# Moto2

Lap	Lap Time	T1	T2	T3	T4	Speed	Lap	Lap Time	T1	T2	T3	T4	Speed
5	1'43.274	25.621	15.151	30.852	31.650	251.7	2	1'45.648	26.245	15.598	31.570	32.235	246.5
6	1'43.437	25.617	15.223	30.777	31.820	249.4	3	1'44.050	25.807	15.487	30.931	31.825	249.4
7	1'44.787	25.614	15.495	31.255	32.423	246.5	4	1'43.754	25.926	15.394	30.827	31.607	247.7
8	1'43.543	25.565	15.380	30.759	31.839	244.8	5	1'43.367	25.612	15.245	30.924	31.586	248.8
9	1'46.932	28.584	15.583	31.026	31.739	246.5	6	1'43.572	25.571	15.275	30.842	31.884	247.1
10	6'21.643 P	25.452	15.377			247.7	7	1'43.408	25.637	15.409	30.790	31.572	247.1
11	1'52.095	31.706	16.153	31.969	32.267	220.8	8	1'43.047	25.706	15.323	30.649	31.369	248.2
12	1'42.286	25.439	15.132	30.427	31.288	248.8	9	1'43.407	25.561	15.294	30.791	31.761	250.5
13	1'45.833	25.355	15.145	30.595	34.738	251.7	10	1'50.350 P	32.08*	16.647	33.401	28.221	214.2
14	1'42.442	25.462	15.186	30.493	31.301	249.4	11	1'49.015	30.278	15.592	31.223	31.922	248.2
15	1'42.672	25.307	15.360	30.518	31.487	251.7	12	1'43.387	25.766	15.267	30.664	31.690	249.4

**6th 6 Cameron BEAUBIE** American Racing USA  
Runs=2 Total laps=17 Full laps=12

1	2'53.333	32.867	16.228	32.957	33.176	243.2
2	1'46.864	27.447	15.610	31.490	32.317	245.4
3	1'44.473	26.049	15.293	31.140	31.991	250.0
4	1'44.228	26.084	15.447	30.883	31.814	247.7
5	1'43.817	25.817	15.399	30.740	31.861	247.7
6	1'43.581	25.734	15.381	30.751	31.715	246.0
7	1'43.679	25.626	15.567	30.766	31.720	247.7
8	1'43.408 *	25.550	15.462	30.557	31.839*	245.4
9	1'43.708	25.665	15.408	30.639	31.996	246.5
10	1'43.352	25.531	15.465	30.550	31.806	245.4
11	1'43.048	25.518	15.423	30.487	31.620	246.5
12	1'43.171	25.431	15.370	30.775	31.595	246.5
13	1'43.545 P	27.111	15.942	31.982	28.510	243.2
14	1'52.476	32.688	15.796	31.676	32.316	244.8
15	1'44.059	25.664	15.282	30.773	32.340	250.0
16	1'42.292	25.246	15.155	30.569	31.322	250.5
unfinished		25.391	15.207			251.1

**7th 51 Pedro ACOSTA** Red Bull KTM Ajo SPA  
Runs=1 Total laps=18 Full laps=15

1	2'45.005	33.615	17.758	33.389	33.303	229.7
2	1'45.697	26.274	15.573	31.598	32.252	247.1
3	1'44.995	26.324	15.349	31.033	32.289	248.8
4	1'44.322	25.853	15.240	30.953	32.276	250.0
5	1'43.656	25.701	15.251	30.800	31.904	252.3
6	1'45.187	25.879	15.279	31.780	32.249	251.1
7	1'43.903	25.823	15.344	30.702	32.034	249.4
8	1'43.120	25.723	15.208	30.583	31.606	251.1
9	1'42.982	25.611	15.158	30.604	31.609	251.7
10	1'43.433 P	27.014	15.629	32.567	28.223	240.5
11	1'49.357	30.149	15.626	31.461	32.121	244.8
12	1'43.111	25.645	15.251	30.569	31.646	250.5
13	1'42.467	25.372	15.134	30.434	31.527	251.7
14	1'42.366	25.365	15.163	30.394	31.444	250.5
15	1'43.178	25.500	15.158	30.802	31.718	251.1
16	1'42.785	25.584	15.174	30.432	31.595	250.5
17	1'42.787	25.555	15.182	30.435	31.615	251.1
18	1'43.299	25.596	15.175	30.682	31.846	251.1

**8th 13 Celestino VIETTI** Mooney VR46 Racing ITA  
Runs=1 Total laps=18 Full laps=15

1	2'57.898	31.024	16.102	32.137	33.282	243.2
---	----------	--------	--------	--------	--------	-------

**9th 54 Fermín ALDEGUER** Lightech Speed Up SPA  
Runs=1 Total laps=17 Full laps=13

1	2'18.068	31.815	16.679	33.372	34.068	244.3
2	1'46.885	26.655	15.710	31.893	32.627	247.7
3	1'45.162	26.146	15.468	31.286	32.262	247.1
4	1'44.203	25.831	15.387	30.881	32.104	244.3
5	1'43.880	25.629	15.340	30.807	32.104	247.7
6	1'56.692	29.333	16.988	37.234	33.137	229.2
7	1'44.888	25.878	15.423	31.152	32.435	249.4
8	1'43.613	25.668	15.269	30.761	31.915	249.4
9	1'43.419	25.492	15.389	30.676	31.862	246.5
10	1'44.134 P	27.937	15.936	32.120	28.141	235.2
11	1'59.545	35.073	15.927	35.759	32.786	245.4
12	1'45.344	25.838	15.381	30.918	33.207	247.7
13	1'44.082	25.482	15.306	31.337	31.957	247.1
14	1'42.802 *	25.315	15.184	30.366	31.937*	249.4
15	1'43.733	25.431	15.164	31.362	31.776	250.5
16	1'42.531	25.357	15.205	30.353	31.616	248.8
17	1'42.742	25.440	15.241	30.502	31.559	249.4

**10th 14 Tony ARBOLINO** Elf Marc VDS Racing ITA  
Runs=1 Total laps=17 Full laps=13

1	3'22.431	31.899	17.622	34.262	35.456	183.6
2	1'44.457	26.098	15.447	31.024	31.888	245.4
3	1'43.968	26.017	15.366	30.764	31.821	248.8
4	1'43.304	25.622	15.374	30.595	31.713	248.8
5	1'42.763	25.459	15.234	30.496	31.574	250.0
6	1'43.365	25.445	15.227	30.714	31.979	251.1
7	1'42.920	25.530	15.271	30.482	31.637	250.5
8	1'52.924	27.019	16.697	34.496	34.712	215.1
9	1'43.094	25.619	15.326	30.590	31.559	250.0
10	1'42.882	25.421	15.251	30.644	31.566	248.8
11	1'42.888	25.353	15.118	30.589	31.828	252.3
12	1'42.768 P	27.123	15.671	31.491	28.483	239.4
13	1'45.991	27.807	15.442	30.883	31.859	248.2
14	1'42.587 *	25.461	15.307	30.444*	31.375*	248.8
15	1'42.644	25.264	15.190	30.458	31.732	250.0
16	1'42.730	25.480	15.180	30.542	31.528	251.1

**Fastest Lap:** Jake DIXON Autosolar GASGAS A GBR **1'41.938** 25.257 15.161 30.258 31.262

These data/results cannot be reproduced, stored and/or transmitted in whole or in part by any manner of electronic, mechanical, photocopying, recording, broadcasting or otherwise now known or herein after developed without the previous express consent by the copyright owner, except for reproduction in daily press and regular printed publications on sale to the public within 60 days of the event related to those data/results and always provided that copyright symbol appears together as follows below.  
© DORNA, 2022

# Free Practice Nr. 1

# Moto2

Lap	Lap Time	T1	T2	T3	T4	Speed	Lap	Lap Time	T1	T2	T3	T4	Speed
17	1'42.535	25.487	15.185	30.516	31.347	251.7	10	1'51.144 *	29.880	17.048	32.077	32.139 *	185.5
<b>11th 12 Filip SALAC</b> Gresini Racing Moto2 CZE							11	1'43.885	25.681	15.403	30.732	32.069	247.1
Runs=1 Total laps=18 Full laps=15							12	1'43.395	25.548	15.414	30.674	31.759	250.5
1	2'52.980	33.588	16.955	33.192	33.482	237.3	13	1'46.676	25.508	15.382	30.646	35.140	247.1
2	1'46.150	26.774	15.570	31.403	32.403	248.2	14	1'45.323	25.574	15.286	30.770	33.693	248.8
3	1'46.030	26.711	15.595	31.423	32.301	245.4	15	1'44.167	25.512	15.211	31.522	31.922	248.8
4	1'44.236	25.916	15.390	31.074	31.856	247.7	16	1'43.106	25.515	15.260	30.567	31.764	250.0
5	1'43.785	25.637	15.295	30.987	31.866	247.7	17	1'42.690	25.404	15.295	30.364	31.627	247.7
6	1'43.689	25.649	15.440	30.805	31.795	248.8	<b>14th 23 Marcel SCHROTTE</b> Liqui Moly Intact GP GER						
7	1'43.803	25.647	15.430	30.815	31.911	248.2	Runs=1 Total laps=17 Full laps=13						
8	1'44.364	25.738	15.411	30.937	32.278	252.3	1	3'19.727	36.508	17.138	33.030	36.811	243.2
9	1'43.524	25.619	15.386	30.728	31.791	249.4	2	1'45.028	26.257	15.390	31.327	32.054	252.3
10	1'45.505 P	27.376	15.868	32.859	29.402	244.8	3	1'43.895 *	25.90*	15.219	30.937	31.832	251.7
11	1'51.150	31.261	16.034	31.660	32.195	240.0	4	1'43.335	25.613	15.155	30.893	31.674	253.5
12	1'44.657	27.036	15.317	30.668	31.636	247.7	5	1'43.200	25.590	15.230	30.836	31.544	251.1
13	1'42.593	25.465	15.256	30.516	31.356	248.2	6	1'43.495	25.769	15.351	30.543	31.832	249.4
14	1'43.081	25.510	15.296	30.678	31.597	248.8	7	1'48.898	30.290	15.613	30.836	32.159	249.4
15	1'49.245	25.517	15.342	34.814	33.572	247.7	8	1'44.964	25.646	15.301	31.756	32.261	251.1
16	1'42.961	25.486	15.278	30.616	31.581	248.8	9	1'43.181	25.471	15.433	30.729	31.548	250.5
17	1'42.859	25.501	15.267	30.591	31.500	249.4	10	1'42.889	25.533	15.268	30.584	31.504	250.5
18	1'46.471	26.806	15.657	31.510	32.498	246.0	11	1'38.821 P	25.503	15.227	30.741	27.350	251.1
<b>12th 35 Somkiat CHANTRA</b> IDEMITSU Honda Te THA							12	1'50.377	31.292	15.832	31.198	32.055	245.4
Runs=1 Total laps=19 Full laps=13							13	1'43.859	25.719	15.363	30.558	32.219	250.5
1	3'28.871	31.117	16.257	33.042	33.581	243.7	14	1'46.483	25.562	15.327	31.306	34.288	250.0
2	1'45.856	26.304	15.498	31.502	32.552	246.5	15	1'43.570	25.640	15.414	30.669	31.847	248.8
3	1'44.343	25.965	15.317	31.121	31.940	247.7	16	1'43.037	25.586	15.331	30.510	31.610	248.8
4	1'44.070	25.735	15.323	30.891	32.121	246.5	17	1'42.709	25.471	15.271	30.474	31.493	250.5
5	1'44.596 *	25.74*	15.400	31.297	32.151	247.1	<b>15th 52 Jeremy ALCOBA</b> Liqui Moly Intact GP SPA						
6	1'43.743	25.683	15.327	30.886	31.847	248.2	Runs=1 Total laps=16 Full laps=10						
7	1'43.568	25.640	15.316	30.780	31.832	248.8	1	2'26.112	32.639	16.560	34.170	33.708	242.1
8	1'45.077	25.662	15.311	31.598	32.506	248.8	2	1'46.394 *	26.480	15.434	31.659	32.821 *	249.4
9	1'43.463	25.663	15.319	30.728	31.753	247.7	3	1'45.415 *	26.071	15.327	31.463	32.554 *	248.8
10	1'43.559 *	25.548	15.265	30.627*	32.119	248.8	4	1'44.759	25.884	15.326	31.252	32.297	248.2
11	1'47.477	27.281	16.425	31.304	32.467	239.4	5	1'44.292 *	25.813	15.299	31.004	32.176 *	247.7
12	1'43.247	25.595	15.297	30.672	31.683	247.1	6	1'43.979	25.709	15.343	30.895	32.032	247.7
13	1'41.184 P	25.561	15.306	31.872	28.445	247.1	7	1'43.915	25.747	15.357	30.915	31.896	247.7
14	1'49.583	30.359	15.681	31.306	32.237	247.7	8	1'43.558 P	27.289	15.638	32.113	28.518	243.2
15	1'43.357	25.597	15.218	30.810	31.732	247.1	9	1'49.794	30.539	15.621	31.398	32.236	243.7
16	1'42.722 *	25.402	15.273	30.504*	31.543*	247.7	10	1'43.825	25.801	15.318	30.846	31.860	246.5
17	1'42.609	25.343	15.135	30.547	31.584	249.4	11	1'43.469	25.652	15.379	30.698	31.740	248.8
18	1'44.088	25.978	15.235	31.285	31.590	249.4	12	1'43.084	25.590	15.241	30.669	31.584	249.4
19	1'42.892	25.526	15.205	30.503	31.658	250.0	13	1'42.988	25.602	15.227	30.604	31.555	249.4
<b>13th 42 Marcos RAMIREZ</b> MV Agusta Forward R SPA							14	1'42.855	25.558	15.170	30.580	31.547	249.4
Runs=1 Total laps=17 Full laps=14							15	1'44.725	26.942	15.218	30.720	31.845	249.4
1	2'25.396	30.906	16.055	32.513	33.350	247.7	16	1'43.236	25.677	15.230	30.676	31.653	249.4
2	1'46.289	26.489	15.591	31.549	32.660	245.4	<b>16th 40 Aron CANET</b> Flexbox HP40 SPA						
3	1'45.444	26.079	15.527	31.453	32.385	245.4	Runs=1 Total laps=16 Full laps=13						
4	1'45.074	26.031	15.608	31.188	32.247	246.0	1	2'43.728	30.960	16.134	32.214	33.190	243.7
5	1'46.312	27.381	15.483	31.191	32.257	246.5	2	1'45.675	26.511	15.504	31.475	32.185	246.5
6	1'44.441	25.789	15.469	31.005	32.178	246.5	3	1'44.649	26.049	15.347	31.077	32.176	244.8
7	1'47.250	25.821	15.469	33.487	32.473	246.5	4	1'45.120	25.964	15.522	31.054	32.580	248.2
8	1'44.188	25.864	15.435	30.837	32.052	247.7	5	1'44.412	25.818	15.421	31.015	32.158	247.1
9	1'43.900 P	26.848	16.267	32.460	28.325	234.7	6	1'44.024	25.761	15.368	30.900	31.995	246.5

**Fastest Lap:** Jake DIXON Autosolar GASGAS A GBR 1'41.938 25.257 15.161 30.258 31.262

These data/results cannot be reproduced, stored and/or transmitted in whole or in part by any manner of electronic, mechanical, photocopying, recording, broadcasting or otherwise now known or herein after developed without the previous express consent by the copyright owner, except for reproduction in daily press and regular printed publications on sale to the public within 60 days of the event related to those data/results and always provided that copyright symbol appears together as follows below.  
© DORNA, 2022

# Free Practice Nr. 1

# Moto2

Lap	Lap Time	T1	T2	T3	T4	Speed	Lap	Lap Time	T1	T2	T3	T4	Speed
7	1'43.577	25.797	15.369	30.680	31.731	247.7	4	1'45.791	26.309	15.657	31.462	32.363	244.8
8	1'43.345	25.687	15.353	30.666	31.639	247.7	5	1'45.372 *	26.055	15.527	31.194	32.596*	246.5
9	1'44.809 P	27.912	15.391	30.977	30.529	247.1	6	1'45.107	25.962	15.537	31.160	32.448	245.4
10	1'48.287	29.548	15.581	31.142	32.016	246.0	7	1'44.626	25.867	15.481	31.094	32.184	243.7
11	1'43.696	25.809	15.319	30.795	31.773	247.7	8	1'43.957 P	26.854	15.728	33.221	28.154	242.6
12	1'43.085	25.638	15.220	30.718	31.509	249.4	9	1'52.946	31.203	16.228	32.387	33.128	239.4
13	1'43.547	25.982	15.354	30.690	31.521	247.7	10	1'45.184	26.235	15.574	31.158	32.217	243.2
14	1'42.945	25.579	15.258	30.610	31.498	249.4	11	1'44.182	25.837	15.460	31.008	31.877	245.4
15	1'48.162	25.469	15.302	30.801	36.590	247.7	12	1'43.321	25.603	15.369	30.552	31.797	246.0
16	1'43.095	25.671	15.234	30.676	31.514	247.7	13	1'43.107	25.431	15.320	30.542	31.814	244.3

## 17th 64 Bo BENDSNEYDER Pertamina Mandalika NED

Runs=1	Total laps=17	Full laps=14
1	2'51.403	33.195 16.304 32.348 32.743 237.8
2	1'45.210	26.313 15.562 31.226 32.109 246.0
3	1'45.193	26.411 15.446 30.862 32.474 247.1
4	1'45.034	26.177 15.515 30.939 32.403 249.4
5	1'44.568	25.906 15.359 31.135 32.168 248.2
6	1'44.313	25.975 15.351 30.924 32.063 246.5
7	1'44.790	26.137 15.701 30.894 32.058 248.8
8	1'43.855	25.821 15.431 30.771 31.832 245.4
9	1'45.051	25.682 15.396 30.767 33.206 242.6
10	1'43.572 P	27.058 15.921 31.743 28.850 236.8
11	1'53.499	33.789 15.586 30.854 33.270 243.2
12	1'44.303	25.811 15.319 31.313 31.860 245.4
13	1'42.990	25.489 15.325 30.493 31.683 246.0
14	1'43.115	25.567 15.307 30.559 31.682 246.0
15	1'43.163	25.563 15.320 30.515 31.765 244.3
16	1'42.995	25.574 15.296 30.505 31.620 246.5
17	1'42.969	25.511 15.320 30.578 31.560 244.8

## 18th 9 Jorge NAVARRO Flexbox HP40 SPA

Runs=1	Total laps=17	Full laps=14
1	3'00.600	32.472 16.736 33.052 34.393 248.2
2	1'46.901	26.784 15.725 31.565 32.827 249.4
3	1'45.607	26.087 15.642 31.241 32.637 246.5
4	1'44.870	25.998 15.516 31.043 32.313 248.2
5	1'44.404	25.941 15.465 30.884 32.114 248.8
6	1'44.723	26.060 15.551 30.934 32.178 249.4
7	1'44.189	25.775 15.419 30.839 32.156 251.1
8	1'40.187 P	25.745 15.450 30.891 28.101 249.4
9	1'53.565	32.819 15.829 31.752 33.165 247.1
10	1'43.977	25.848 15.454 30.690 31.985 247.1
11	1'43.417	25.578 15.359 30.578 31.902 248.8
12	1'47.216	25.690 17.752 31.755 32.019 189.8
13	1'43.775	25.594 15.354 30.963 31.864 249.4
14	1'43.065	25.503 15.327 30.573 31.662 250.0
15	1'47.829	25.577 15.350 31.497 35.405 250.0
16	1'44.029	25.592 15.349 31.191 31.897 248.8
17	1'44.196	25.498 15.294 30.642 32.762 251.1

## 19th 61 Alessandro ZACCO Gresini Racing Moto2 ITA

Runs=1	Total laps=18	Full laps=12
1	2'39.016	32.882 16.763 33.397 33.995 242.1
2	1'47.940	26.848 15.832 32.060 33.200 244.3
3	1'46.594 *	26.67* 15.776 31.407 32.736* 244.8

## 20th 16 Joe ROBERTS Italtrans Racing Team USA

Runs=1	Total laps=19	Full laps=15
1	3'06.758	33.364 16.072 32.907 33.288 244.3
2	1'45.540	26.646 15.419 31.342 32.133 245.4
3	1'43.915	25.923 15.296 30.891 31.805 247.1
4	1'44.312	25.767 15.277 30.937 32.331 246.5
5	1'43.804	25.697 15.379 30.845 31.883 246.5
6	1'43.538	25.694 15.303 30.858 31.683 246.5
7	1'45.466	27.096 15.425 31.077 31.868 247.7
8	1'43.248	25.714 15.235 30.651 31.648 248.8
9	1'44.817	26.648 15.329 30.899 31.941 247.1
10	1'44.569	25.558 15.199 31.388 32.424 247.7
11	1'43.213	25.523 15.253 30.670 31.767 247.1
12	1'44.879 P	26.333 15.646 32.345 30.555 241.6
13	1'50.677	31.511 15.694 31.168 32.304 244.8
14	1'45.203	26.636 15.421 31.029 32.117 244.3
15	1'43.961	25.795 15.349 30.876 31.941 246.0
16	1'49.530 *	25.760 15.388 35.721* 32.661* 246.0
17	1'48.645	25.873 15.375 35.255 32.142 246.5
18	1'43.911	25.754 15.376 30.867 31.914 246.0
19	1'43.954	25.631 15.383 30.949 31.991 246.5

## 21st 18 Manuel GONZALEZ Yamaha VR46 Master SPA

Runs=1	Total laps=18	Full laps=13
1	2'52.705	32.860 16.118 32.466 33.094 248.2
2	1'45.678	26.651 15.401 31.442 32.184 249.4
3	1'45.099	26.065 15.439 31.417 32.178 246.5
4	1'44.138	25.843 15.267 31.107 31.921 250.5
5	1'47.778 *	28.70* 15.473 31.642 31.954 249.4
6	1'47.842 *	26.55* 15.329 32.781 33.174 248.8
7	1'44.452	25.995 15.406 31.146 31.905 250.0
8	1'44.082	25.847 15.271 30.987 31.977 251.1
9	1'44.250	25.897 15.334 31.079 31.940 249.4
10	1'44.219 P	27.634 16.070 32.030 28.485 244.8
11	1'50.862	30.797 15.848 31.914 32.303 244.8
12	1'45.204	25.996 15.327 31.605 32.276 247.7
13	1'43.821	25.697 15.269 30.799 32.056 248.8
14	1'43.563	25.690 15.172 30.937 31.764 250.5
15	1'43.434	25.692 15.207 30.749 31.786 249.4
16	1'43.378	25.607 15.228 30.767 31.776 248.8

**Fastest Lap:** Jake DIXON Autosolar GASGAS A GBR 1'41.938 25.257 15.161 30.258 31.262

These data/results cannot be reproduced, stored and/or transmitted in whole or in part by any manner of electronic, mechanical, photocopying, recording, broadcasting or otherwise now known or herein after developed without the previous express consent by the copyright owner, except for reproduction in daily press and regular printed publications on sale to the public within 60 days of the event related to those data/results and always provided that copyright symbol appears together as follows below.  
© DORNA, 2022



## Free Practice Nr. 1

Moto2

Lap	Lap Time	T1	T2	T3	T4	Speed	Lap	Lap Time	T1	T2	T3	T4	Speed
17	1'43.434	25.544	15.316	30.783	31.791	247.7	16	1'43.927	25.641	15.347	30.903	32.036	250.0
18	1'43.238	25.580	15.224	30.722	31.712	250.0	17	1'43.537	25.568	15.339	30.610	32.020	244.8
<b>22nd 5 Romano FENATI</b> Lighttech Speed Up ITA							18	1'45.277	25.990	15.572	31.919	31.796	236.8
Runs=1 Total laps=17 Full laps=13							19	1'43.796	25.671	15.336	30.982	31.807	247.1
1	2'58.278	32.370	16.801	33.394	33.753	242.1	20	1'43.515	25.644	15.451	30.727	31.693	245.4
2	1'45.583	26.263	15.419	31.587	32.314	250.5	<b>25th 19 Lorenzo DALLA PO</b> Italtrans Racing Team ITA						
3	1'44.452	25.964	15.368	31.049	32.071	250.0	Runs=1 Total laps=18 Full laps=14						
4	1'44.569	26.015	15.433	31.012	32.109	246.5	1	2'47.724	33.028	17.158	34.532	33.747	216.4
5	1'44.012 *	25.906	15.333	30.905	31.868*	250.0	2	1'47.338	27.156	15.739	31.711	32.732	248.8
6	1'44.298	25.926	15.350	31.112	31.910	249.4	3	1'45.841	26.390	15.625	31.401	32.425	246.5
7	1'50.640	29.341	16.947	32.350	32.002	159.0	4	1'45.413	26.288	15.440	31.382	32.303	248.8
8	1'44.082	25.836	15.371	30.942	31.933	249.4	5	1'44.713	26.119	15.360	31.153	32.081	249.4
9	1'43.991	25.790	15.347	30.941	31.913	248.8	6	1'44.639	25.995	15.446	31.081	32.117	248.8
10	1'44.199 P	28.342	15.652	32.139	28.066	241.6	7	1'45.959	26.147	16.553	31.189	32.070	246.0
11	1'59.063 *	36.915	17.573*	32.275	32.300	246.5	8	1'44.635	26.318	15.316	31.000	32.001	251.1
12	1'44.242	25.948	15.459	30.954	31.881	247.7	9	1'44.126	25.770	15.337	31.090	31.929	250.5
13	1'43.297	25.629	15.316	30.748	31.604	249.4	10	1'55.767	34.761	16.010	32.240	32.756	244.3
14	1'43.489	25.635	15.375	30.853	31.626	248.8	11	1'41.326 P	25.874	15.326	31.341	28.785	250.0
15	1'49.314	31.069	15.349	31.031	31.865	248.8	12	2'01.602	41.666	16.087	31.662	32.187	245.4
16	1'43.786	25.781	15.288	31.020	31.697	250.0	13	1'45.478	25.957	15.468	31.130	32.923	248.2
17	1'43.526	25.716	15.279	30.883	31.648	250.5	14	1'44.669	25.959	15.477	31.080	32.153	248.8
<b>23rd 2 Gabriel RODRIGO</b> Pertamina Mandalika ARG							15	1'44.137	25.811	15.403	31.003	31.920	248.8
Runs=2 Total laps=13 Full laps=8							16	1'52.291 *	33.08*	15.446	31.361	32.398	250.0
1	2'49.144	32.503	17.165	36.602	38.844	189.1	17	1'52.717	32.587	15.892	32.118	32.120	246.5
2	1'46.492	26.821	15.587	31.543	32.541	248.2	18	1'43.883	25.997	15.329	30.818	31.739	251.1
3	1'45.318	26.218	15.527	31.309	32.264	252.9	<b>26th 4 Sean Dylan KELLY</b> American Racing USA						
4	1'45.596	26.356	15.517	31.351	32.372	248.8	Runs=1 Total laps=18 Full laps=14						
5	1'45.142	26.005	15.366	31.216	32.555	250.0	1	2'30.239	33.019	16.446	36.478	34.321	241.6
6	1'44.490	26.010	15.394	31.057	32.029	248.8	2	1'49.603	28.291	15.771	32.369	33.172	246.5
7	1'46.633 P	29.549	15.616	31.355	30.113	248.2	3	1'46.900	26.524	15.555	32.072	32.749	247.1
8	1'50.513	30.573	15.785	31.851	32.304	244.3	4	1'45.895 *	26.274	15.537	31.498	32.586*	246.0
9	1'44.274 *	26.001	15.511	30.751	32.011*	246.0	5	1'53.044	26.617	15.461	34.654	36.312	246.0
10	1'44.689	26.190	15.553	30.872	32.074	246.5	6	1'45.868	26.100	15.499	31.708	32.561	247.7
11	1'44.090	25.815	15.482	30.706	32.087	244.3	7	1'45.343	26.148	15.451	31.356	32.388	247.7
12	1'43.333	25.655	15.363	30.462	31.853	246.0	8	1'45.248	25.988	15.469	31.360	32.431	247.7
PIT 26.166 17.008 32.504 30.425 196.3							9	1'45.231	25.956	15.444	31.247	32.584	245.4
<b>24th 7 Barry BALTUS</b> RW Racing GP BEL							10	1'41.073 P	25.850	15.426	31.377	28.420	246.5
Runs=1 Total laps=20 Full laps=14							11	1'50.844	30.590	15.753	31.791	32.710	244.3
1	2'44.548	32.612	16.670	37.464	34.674	206.8	12	1'49.991	26.054	15.616	33.422	34.899	245.4
2	1'46.102	26.671	15.616	31.470	32.345	243.2	13	1'44.464	25.868	15.300	31.198	32.098	247.7
3	1'45.315	26.470	15.525	31.068	32.252	244.3	14	1'44.076	25.782	15.319	30.970	32.005	247.7
4	1'44.935 *	26.075	15.499	31.018*	32.343	246.0	15	1'46.888	25.831	15.381	32.510	33.166	246.0
5	1'44.535 *	25.974	15.536	30.833	32.192*	244.3	16	1'45.092	25.941	15.323	31.452	32.376	247.7
6	1'39.439 P	25.730	15.591	30.927	27.191	241.6	17	1'48.499	26.158	15.442	33.743	33.156	249.4
7	1'49.624 *	29.960	15.838	31.430	32.396*	240.5	18	1'44.251	25.685	15.290	31.203	32.073	249.4
8	1'44.595	26.060	15.651	30.897	31.987	241.6	<b>27th 24 Simone CORSI</b> MV Agusta Forward R ITA						
9	1'44.611	25.844	15.653	31.101	32.013	238.4	Runs=1 Total laps=17 Full laps=14						
10	1'43.870	25.801	15.480	30.747	31.842	243.2	1	2'30.464	31.599	16.551	33.936	34.075	239.4
11	1'43.436	25.587	15.406	30.622	31.821	243.7	2	1'48.477	27.246	15.976	32.191	33.064	244.3
12	1'44.063	25.797	15.532	30.767	31.967	243.2	3	1'46.334	26.493	15.775	31.651	32.415	244.3
13	1'43.906	25.690	15.537	30.777	31.902	242.6	4	1'45.561	26.207	15.728	31.355	32.271	244.3
14	1'45.547	26.708	15.659	30.936	32.244	240.0	5	1'45.260	26.113	15.600	31.135	32.412	244.3
15	1'46.691 *	28.33.*	15.517	31.020	31.822	244.8	6	1'47.883 P	29.687	16.755	32.020	29.421	236.3

**Fastest Lap:** Jake DIXON Autosolar GASGAS A GBR 1'41.938 25.257 15.161 30.258 31.262

These data/results cannot be reproduced, stored and/or transmitted in whole or in part by any manner of electronic, mechanical, photocopying, recording, broadcasting or otherwise now known or herein after developed without the previous express consent by the copyright owner, except for reproduction in daily press and regular printed publications on sale to the public within 60 days of the event related to those data/results and always provided that copyright symbol appears together as follows below.  
© DORNA, 2022

Official MotoGP Timing by TISSOT  
www.motogp.com

Jerez de la Frontera, Friday, April 29, 2022

Page 5 of 6



# Free Practice Nr. 1

Moto2

Lap	Lap Time	T1	T2	T3	T4	Speed	Lap	Lap Time	T1	T2	T3	T4	Speed
7	1'52.746	31.466	16.184	32.150	32.946	240.5	9	1'45.337	26.096	15.477	31.383	32.381	246.0
8	1'46.268	26.426	15.853	31.510	32.479	242.1	10	1'44.955	26.057	15.518	31.129	32.251	245.4
9	1'45.343	26.218	15.630	31.153	32.342	242.1	11	1'44.891	25.995	15.419	31.268	32.209	246.5
10	1'44.961	26.034	15.608	31.106	32.213	243.7	12	1'44.704	25.891	15.420	31.064	32.329	247.1
11	1'44.988	26.095	15.666	31.038	32.189	241.6	13	1'44.835	25.978	15.448	31.136	32.273	246.0
12	1'44.431	25.951	15.517	30.895	32.068	244.8	14	1'44.661	25.867	15.400	31.056	32.338	246.0
13	1'44.915	26.032	15.557	31.077	32.249	245.4	15	1'50.473	30.634	15.735	31.462	32.642	242.6
14	1'44.741	26.029	15.560	30.926	32.226	243.7	16	1'44.638	25.915	15.466	30.904	32.353	246.0
15	1'45.206	26.048	15.668	31.260	32.230	243.2							
16	1'44.253	25.917	15.475	30.925	31.936	243.7							
17	1'44.113	25.826	15.426	30.858	32.003	245.4							

## 28th 28 Niccolò ANTONELL Mooney VR46 Racing ITA

Runs=1 Total laps=17 Full laps=14

1	2'46.816	35.376	17.690	33.857	34.410	232.2
2	1'48.352	27.235	15.794	32.136	33.187	248.8
3	1'46.357	26.587	15.564	31.802	32.404	249.4
4	1'45.875	26.376	15.480	31.633	32.386	250.5
5	1'46.026	26.140	15.408	31.421	33.057	250.0
6	1'45.133	26.050	15.409	31.330	32.344	248.2
7	1'46.023	26.045	15.372	32.023	32.583	248.2
8	1'45.301	26.372	15.461	31.331	32.137	249.4
9	1'44.909	25.991	15.432	31.227	32.259	247.7
10	1'48.733 P	28.331	16.701	33.255	30.446	225.0
11	1'55.532	34.164	15.887	32.483	32.998	248.8
12	1'45.212	26.331	15.516	31.184	32.181	248.8
13	1'44.946	25.989	15.448	31.304	32.205	247.7
14	1'45.504	26.023	15.453	31.823	32.205	248.8
15	1'44.665	25.912	15.465	31.173	32.115	249.4
16	1'44.248	25.988	15.390	30.913	31.957	246.0
17	1'44.568	25.910	15.397	31.219	32.042	248.8

## 29th 81 Keminth KUBO Yamaha VR46 Master THA

Runs=1 Total laps=11 Full laps=9

1	2'26.617	33.407	16.612	34.570	34.053	238.9
2	1'46.787	26.795	15.473	31.862	32.657	246.0
3	1'46.141	26.475	15.485	31.585	32.596	246.0
4	1'45.599	26.302	15.488	31.259	32.550	245.4
5	1'45.406	26.144	15.470	31.350	32.442	244.8
6	2'00.107	33.064	17.288	37.212	32.543	218.6
7	1'44.783	26.107	15.412	31.010	32.254	245.4
8	1'47.868	26.053	15.714	33.703	32.398	243.7
9	1'44.692	26.145	15.289	31.197	32.061	247.1
10	1'44.403	25.876	15.357	31.076	32.094	245.4
	PIT	30.008	16.650	33.957	30.230	227.8

## 30th 84 Zonta VAN DEN GO RW Racing GP NED

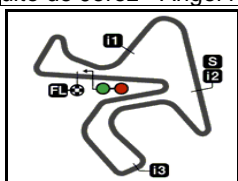
Runs=1 Total laps=16 Full laps=13

1	2'38.491	32.477	16.520	33.122	34.071	242.6
2	1'49.105	28.065	15.682	31.760	33.598	247.1
3	1'46.490	26.289	15.582	31.813	32.806	247.7
4	1'46.274	26.745	15.407	31.383	32.739	247.7
5	1'49.203	29.392	15.659	31.554	32.598	246.5
6	1'48.957 P	26.031	15.576	39.358	27.992	246.5
7	1'54.770	31.864	15.831	34.368	32.707	242.1
8	1'45.696	26.330	15.600	31.370	32.396	243.7

**Fastest Lap:** Jake DIXON Autosolar GASGAS A GBR 1'41.938 25.257 15.161 30.258 31.262

These data/results cannot be reproduced, stored and/or transmitted in whole or in part by any manner of electronic, mechanical, photocopying, recording, broadcasting or otherwise now known or herein after developed without the previous express consent by the copyright owner, except for reproduction in daily press and regular printed publications on sale to the public within 60 days of the event related to those data/results and always provided that copyright symbol appears together as follows below.  
© DORNA, 2022





4423 m.

# GRAN PREMIO RED BULL DE ESPAÑA

## Free Practice Nr. 1

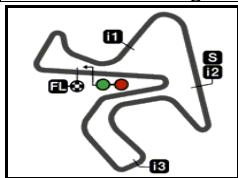
### Best Partial Times

*IT* Ideal Lap Time, sum of the best partial times

*BT* Best Lap Time

T1			T2			T3			T4			IT		BT
Pos	Rider	Time	Rider	Time	Rider	Time	Rider	Time	Pos	Rider	IT	BT		
1	C.BEAUBIER	25.246	J.DIXON	15.102	A.FERNANDEZ	30.210	J.DIXON	31.262	1	J.DIXON	1'41.879	1'41.938	(1)	
2	J.DIXON	25.257	T.ARBOLINO	15.118	A.OGURA	30.254	A.ARENAS	31.288	2	S.LOWES	1'42.073	1'42.213	(2)	
3	T.ARBOLINO	25.264	A.ARENAS	15.132	J.DIXON	30.258	S.LOWES	31.318	3	A.ARENAS	1'42.154	1'42.286	(5)	
4	A.OGURA	25.280	P.ACOSTA	15.134	S.LOWES	30.294	C.BEAUBIER	31.322	4	A.FERNANDEZ	1'42.172	1'42.245	(3)	
5	S.LOWES	25.294	S.CHANTRA	15.135	F.ALDEGUER	30.353	C.VIETTI	31.333	5	T.ARBOLINO	1'42.187	1'42.535	(10)	
6	A.FERNANDEZ	25.297	C.BEAUBIER	15.155	M.RAMIREZ	30.364	T.ARBOLINO	31.347	6	C.BEAUBIER	1'42.210	1'42.292	(6)	
7	A.ARENAS	25.307	M.SCHROTTER	15.155	P.ACOSTA	30.394	F.SALAC	31.356	7	A.OGURA	1'42.249	1'42.273	(4)	
8	F.ALDEGUER	25.315	F.ALDEGUER	15.164	A.ARENAS	30.427	P.ACOSTA	31.444	8	P.ACOSTA	1'42.337	1'42.366	(7)	
9	S.CHANTRA	25.343	S.LOWES	15.167	T.ARBOLINO	30.458	A.FERNANDEZ	31.490	9	F.ALDEGUER	1'42.391	1'42.531	(9)	
10	P.ACOSTA	25.365	J.ALCOBA	15.170	G.RODRIGO	30.462	M.SCHROTTER	31.493	10	C.VIETTI	1'42.469	1'42.522	(8)	
11	M.RAMIREZ	25.404	M.GONZALEZ	15.172	M.SCHROTTER	30.474	A.CANET	31.498	11	S.CHANTRA	1'42.565	1'42.609	(12)	
12	A.ZACCONE	25.431	A.FERNANDEZ	15.175	C.BEAUBIER	30.487	A.OGURA	31.540	12	F.SALAC	1'42.593	1'42.593	(11)	
13	C.VIETTI	25.450	A.OGURA	15.175	B.BENDSNEYDE	30.493	J.ALCOBA	31.547	12	M.SCHROTTE	1'42.593	1'42.709	(14)	
14	F.SALAC	25.465	C.VIETTI	15.189	C.VIETTI	30.497	F.ALDEGUER	31.559	14	M.RAMIREZ	1'42.606	1'42.690	(13)	
15	A.CANET	25.469	J.ROBERTS	15.199	S.CHANTRA	30.503	B.BENDSNEYDE	31.560	15	A.CANET	1'42.797	1'42.945	(16)	
16	M.SCHROTTER	25.471	M.RAMIREZ	15.211	F.SALAC	30.516	S.CHANTRA	31.584	16	B.BENDSNEY	1'42.838	1'42.969	(17)	
17	B.BENDSNEYDE	25.489	A.CANET	15.220	A.ZACCONE	30.542	R.FENATI	31.604	17	J.ALCOBA	1'42.855	1'42.855	(15)	
18	J.NAVARRO	25.498	F.SALAC	15.256	J.NAVARRO	30.573	M.RAMIREZ	31.627	18	A.ZACCONE	1'42.911	1'43.080	(19)	
19	J.ROBERTS	25.523	R.FENATI	15.279	J.ALCOBA	30.580	J.ROBERTS	31.648	19	J.ROBERTS	1'43.021	1'43.213	(20)	
20	M.GONZALEZ	25.544	A.ZACCONE	15.283	B.BALTUS	30.610	A.ZACCONE	31.655	20	J.NAVARRO	1'43.027	1'43.065	(18)	
21	J.ALCOBA	25.558	K.KUBO	15.289	A.CANET	30.610	J.NAVARRO	31.662	21	M.GONZALEZ	1'43.150	1'43.238	(21)	
22	B.BALTUS	25.568	S.KELLY	15.290	J.ROBERTS	30.651	B.BALTUS	31.693	22	B.BALTUS	1'43.207	1'43.436	(24)	
23	R.FENATI	25.629	J.NAVARRO	15.294	M.GONZALEZ	30.722	M.GONZALEZ	31.712	23	R.FENATI	1'43.260	1'43.297	(22)	
24	G.RODRIGO	25.655	B.BENDSNEYDE	15.296	R.FENATI	30.748	L.DALLA PORTA	31.739	24	G.RODRIGO	1'43.333	1'43.333	(23)	

These data/results cannot be reproduced, stored and/or transmitted in whole or in part by any manner of electronic, mechanical, photocopying, recording, broadcasting or otherwise now known or herein after developed without the previous express consent by the copyright owner, except for reproduction in daily press and regular printed publications on sale to the public within 60 days of the event related to those data/results and always provided that copyright symbol appears together as follows below.  
© DORNA, 2022



4423 m.

# GRAN PREMIO RED BULL DE ESPAÑA

## Free Practice Nr. 1

### Best Partial Times

*IT* Ideal Lap Time, sum of the best partial times

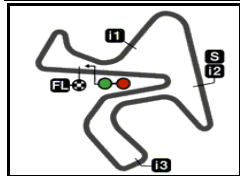
*BT* Best Lap Time

<b>T1</b>		<b>T2</b>		<b>T3</b>		<b>T4</b>				<i>IT</i>	<i>BT</i>	
<i>Pos</i>	<i>Rider</i>	<i>Time</i>	<i>Rider</i>	<i>Time</i>	<i>Rider</i>	<i>Time</i>	<i>Rider</i>	<i>Time</i>	<i>Pos</i>	<i>Rider</i>		
25	S.KELLY	25.685	L.DALLA PORTA	15.316	L.DALLA PORTA	30.818	G.RODRIGO	31.853	25	L.DALLA POR	1'43.643	1'43.883 (25)
26	L.DALLA PORTA	25.770	B.BALTUS	15.336	S.CORSI	30.858	S.CORSI	31.936	26	S.KELLY	1'43.950	1'44.076 (26)
27	S.CORSI	25.826	G.RODRIGO	15.363	Z.VAN DEN GOO	30.904	N.ANTONELLI	31.957	27	S.CORSI	1'44.046	1'44.113 (27)
28	Z.VAN DEN GOO	25.867	N.ANTONELLI	15.372	N.ANTONELLI	30.913	S.KELLY	32.005	28	N.ANTONELLI	1'44.152	1'44.248 (28)
29	K.KUBO	25.876	Z.VAN DEN GOO	15.400	S.KELLY	30.970	K.KUBO	32.061	29	K.KUBO	1'44.236	1'44.403 (29)
30	N.ANTONELLI	25.910	S.CORSI	15.426	K.KUBO	31.010	Z.VAN DEN GOO	32.209	30	Z.VAN DEN G	1'44.380	1'44.638 (30)

These data/results cannot be reproduced, stored and/or transmitted in whole or in part by any manner of electronic, mechanical, photocopying, recording, broadcasting or otherwise now known or herein after developed without the previous express consent by the copyright owner, except for reproduction in daily press and regular printed publications on sale to the public within 60 days of the event related to those data/results and always provided that copyright symbol appears together as follows below.  
© DORNA, 2022

Official MotoGP Timing by TISSOT  
www.motogp.com






4423 m.

## GRAN PREMIO RED BULL DE ESPAÑA

### Free Practice Nr. 1

### Fastest Laps Sequence

<i>Practice Time</i>	 <i>Rider</i>	<i>Nation</i>	<i>Motorcycle</i>	<i>Time</i>	<i>Km/h</i>	<i>Rider's Lap</i>
4'04.953	54 Fermín ALDEGUER	SPA	BOSCOSCURO	1'46.885	148.9	2
4'11.685	42 Marcos RAMIREZ	SPA	MV AGUSTA	1'46.289	149.8	2
4'29.403	40 Aron CANET	SPA	KALEX	1'45.675	150.6	2
4'36.613	64 Bo BENDSNEYDER	NED	KALEX	1'45.210	151.3	2
5'04.755	23 Marcel SCHROTTER	GER	KALEX	1'45.028	151.6	2
5'06.888	14 Tony ARBOLINO	ITA	KALEX	1'44.457	152.4	2
6'16.690	37 Augusto FERNANDEZ	SPA	KALEX	1'44.004	153.0	3
6'36.213	16 Joe ROBERTS	USA	KALEX	1'43.915	153.2	3
6'47.877	96 Jake DIXON	GBR	KALEX	1'43.540	153.7	3
8'31.285	96 Jake DIXON	GBR	KALEX	1'43.408	153.9	4
8'31.985	23 Marcel SCHROTTER	GER	KALEX	1'43.335	154.0	4
8'34.160	14 Tony ARBOLINO	ITA	KALEX	1'43.304	154.1	4
10'14.477	96 Jake DIXON	GBR	KALEX	1'43.192	154.3	5
10'16.923	14 Tony ARBOLINO	ITA	KALEX	1'42.763	154.9	5
16'38.466	37 Augusto FERNANDEZ	SPA	KALEX	1'42.757	154.9	9
31'06.915	37 Augusto FERNANDEZ	SPA	KALEX	1'42.678	155.0	12
32'49.160	37 Augusto FERNANDEZ	SPA	KALEX	1'42.245	155.7	13
36'30.541	96 Jake DIXON	GBR	KALEX	1'41.938	156.2	16

These data/results cannot be reproduced, stored and/or transmitted in whole or in part by any manner of electronic, mechanical, photocopying, recording, broadcasting or otherwise now known or herein after developed without the previous express consent by the copyright owner, except for reproduction in daily press and regular printed publications on sale to the public within 60 days of the event related to those data/results and always provided that copyright symbol appears together as follows below.

© DORNA, 2022

Official MotoGP Timing by TISSOT  
www.motogp.com

Jerez de la Frontera, Friday, April 29, 2022

