

4301 m.

# PERTAMINA GRAND PRIX OF INDONESIA

## Free Practice Nr. 2

### Classification

6

	Rider	Nation	Team	Motorcycle	Time	Lap Total	Gap	Top Speed
1	96 Jake DIXON	GBR	Inde GASGAS Aspar Team	KALEX	<b>1'35.897</b>	15 17		<b>254.7</b>
2	13 Celestino VIETTI	ITA	Mooney VR46 Racing Team	KALEX	<b>1'36.328</b>	18 18	0.431 0.431	<b>257.7</b>
3	22 Sam LOWES	GBR	Elf Marc VDS Racing Team	KALEX	<b>1'36.491</b>	15 16	0.594 0.163	<b>254.7</b>
4	51 Pedro ACOSTA	SPA	Red Bull KTM Ajo	KALEX	<b>1'36.529</b>	12 14	0.632 0.038	<b>257.7</b>
5	37 Augusto FERNANDEZ	SPA	Red Bull KTM Ajo	KALEX	<b>1'36.636</b>	16 17	0.739 0.107	<b>255.9</b>
6	54 Fermín ALDEGUER	SPA	MB Conveyors Speed Up	BOSCOSCURO	<b>1'36.647</b>	13 17	0.750 0.011	<b>254.1</b>
7	75 Albert ARENAS	SPA	Inde GASGAS Aspar Team	KALEX	<b>1'36.681</b>	19 19	0.784 0.034	<b>254.1</b>
8	14 Tony ARBOLINO	ITA	Elf Marc VDS Racing Team	KALEX	<b>1'36.701</b>	15 17	0.804 0.020	<b>256.5</b>
9	40 Aron CANET	SPA	Flexbox HP40	KALEX	<b>1'36.795</b>	9 10	0.898 0.094	<b>252.9</b>
10	18 Manuel GONZALEZ	SPA	Yamaha VR46 Master Camp Tea	KALEX	<b>1'36.971</b>	11 20	1.074 0.176	<b>252.3</b>
11	9 Jorge NAVARRO	SPA	Flexbox HP40	KALEX	<b>1'36.973</b>	17 19	1.076 0.002	<b>255.3</b>
12	6 Cameron BEAUBIER	USA	American Racing	KALEX	<b>1'37.056</b>	19 19	1.159 0.083	<b>252.9</b>
13	42 Marcos RAMIREZ	SPA	MV Agusta Forward Racing	MV AGUSTA	<b>1'37.057</b>	16 18	1.160 0.001	<b>255.3</b>
14	5 Romano FENATI	ITA	MB Conveyors Speed Up	BOSCOSCURO	<b>1'37.085</b>	17 18	1.188 0.028	<b>255.3</b>
15	23 Marcel SCHROTTER	GER	Liqui Moly Intact GP	KALEX	<b>1'37.191</b>	18 18	1.294 0.106	<b>256.5</b>
16	52 Jeremy ALCOBA	SPA	Liqui Moly Intact GP	KALEX	<b>1'37.200</b>	18 18	1.303 0.009	<b>258.3</b>
17	24 Simone CORSI	ITA	MV Agusta Forward Racing	MV AGUSTA	<b>1'37.278</b>	13 17	1.381 0.078	<b>252.9</b>
18	35 Somkiat CHANTRA	THA	IDEMITSU Honda Team Asia	KALEX	<b>1'37.303</b>	16 18	1.406 0.025	<b>256.5</b>
19	64 Bo BENDSNEYDER	NED	Pertamina Mandalika SAG Team	KALEX	<b>1'37.346</b>	13 18	1.449 0.043	<b>253.5</b>
20	79 Ai OGURA	JPN	IDEMITSU Honda Team Asia	KALEX	<b>1'37.396</b>	10 14	1.499 0.050	<b>255.9</b>
21	16 Joe ROBERTS	USA	Italtrans Racing Team	KALEX	<b>1'37.473</b>	17 19	1.576 0.077	<b>252.9</b>
22	7 Barry BALTUS	BEL	RW Racing GP	KALEX	<b>1'37.588</b>	13 17	1.691 0.115	<b>254.1</b>
23	84 Zonta VAN DEN GOORBE	NED	RW Racing GP	KALEX	<b>1'37.875</b>	17 18	1.978 0.287	<b>255.3</b>
24	81 Keminth KUBO	THA	Yamaha VR46 Master Camp Tea	KALEX	<b>1'37.944</b>	15 17	2.047 0.069	<b>251.7</b>
25	19 Lorenzo DALLA PORTA	ITA	Italtrans Racing Team	KALEX	<b>1'37.955</b>	17 19	2.058 0.011	<b>255.9</b>
26	2 Gabriel RODRIGO	ARG	Pertamina Mandalika SAG Team	KALEX	<b>1'38.093</b>	13 18	2.196 0.138	<b>255.3</b>
27	4 Sean Dylan KELLY	USA	American Racing	KALEX	<b>1'38.225</b>	10 13	2.328 0.132	<b>254.7</b>
28	61 Alessandro ZACCONE	ITA	Gresini Racing Moto2	KALEX	<b>1'38.364</b>	16 17	2.467 0.139	<b>254.1</b>
29	28 Niccolò ANTONELLI	ITA	Mooney VR46 Racing Team	KALEX	<b>1'38.537</b>	15 17	2.640 0.173	<b>255.9</b>
30	12 Filip SALAC	CZE	Gresini Racing Moto2	KALEX	<b>1'38.836</b>	13 14	2.939 0.299	<b>254.7</b>

Practice condition: **Dry**  
 Air: 31°  
 Humidity: 65%  
 Ground: 52°

<b>Fastest Lap:</b>	Lap: 15	<b>Jake DIXON</b>	<b>1'35.897</b>	161.4 Km/h
<b>Best Race Lap:</b>		<b>New track layout</b>		
<b>All Time Lap Record:</b>	2022	<b>Jake DIXON</b>	<b>1'35.897</b>	161.4 Km/h

The results are provisional until the end of the limit for protest and appeals.

Time limit for protest expires 30' after publication of the results - ..... Time: .....

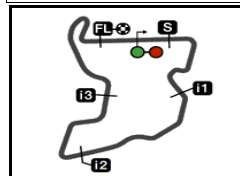
These data/results cannot be reproduced, stored and/or transmitted in whole or in part by any manner of electronic, mechanical, photocopying, recording, broadcasting or otherwise now known or herein after developed without the previous express consent by the copyright owner, except for reproduction in daily press and regular printed publications on sale to the public within 60 days of the event related to those data/results and always provided that copyright symbol appears together as follows below.

© DORNA, 2022

Official MotoGP Timing by TISSOT  
 www.motogp.com

Lombok, Friday, March 18, 2022





4301 m.

# PERTAMINA GRAND PRIX OF INDONESIA

## Free Practice Nr. 2

### Combined Free Practice Times

7

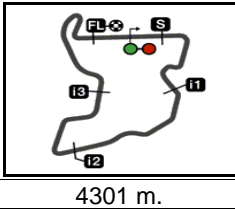
	Rider	Nation	Team	MOTORCYCLE	FP1	FP2	Gap
1	96 J.DIXON	GBR	Inde GASGAS Aspar Team	KALEX	1'47.342 17	<b>1'35.897</b> 15	
2	13 C.VIETTI	ITA	Mooney VR46 Racing Team	KALEX	1'47.062 16	<b>1'36.328</b> 18	0.431 0.431
3	22 S.LOWES	GBR	Elf Marc VDS Racing Team	KALEX	1'44.439 17	<b>1'36.491</b> 15	0.594 0.163
4	51 P.ACOSTA	SPA	Red Bull KTM Ajo	KALEX	1'47.952 16	<b>1'36.529</b> 12	0.632 0.038
5	37 A.FERNANDEZ	SPA	Red Bull KTM Ajo	KALEX	1'48.324 14	<b>1'36.636</b> 16	0.739 0.107
6	54 F.ALDEGUER	SPA	MB Conveyors Speed Up	BOSCOSCURO	1'47.354 16	<b>1'36.647</b> 13	0.750 0.011
7	75 A.ARENAS	SPA	Inde GASGAS Aspar Team	KALEX	1'50.064 16	<b>1'36.681</b> 19	0.784 0.034
8	14 T.ARBOLINO	ITA	Elf Marc VDS Racing Team	KALEX	1'46.848 21	<b>1'36.701</b> 15	0.804 0.020
9	40 A.CANET	SPA	Flexbox HP40	KALEX	1'47.710 13	<b>1'36.795</b> 9	0.898 0.094
10	18 M.GONZALEZ	SPA	Yamaha VR46 Master Camp Team	KALEX	1'52.576 8	<b>1'36.971</b> 11	1.074 0.176
11	9 J.NAVARRO	SPA	Flexbox HP40	KALEX	1'48.438 18	<b>1'36.973</b> 17	1.076 0.002
12	6 C.BEAUBIER	USA	American Racing	KALEX	1'48.885 15	<b>1'37.056</b> 19	1.159 0.083
13	42 M.RAMIREZ	SPA	MV Agusta Forward Racing	MV AGUSTA	1'48.955 16	<b>1'37.057</b> 16	1.160 0.001
14	5 R.FENATI	ITA	MB Conveyors Speed Up	BOSCOSCURO	1'47.875 18	<b>1'37.085</b> 17	1.188 0.028
15	23 M.SCHROTTER	GER	Liqui Moly Intact GP	KALEX	1'50.304 13	<b>1'37.191</b> 18	1.294 0.106
16	52 J.ALCOBA	SPA	Liqui Moly Intact GP	KALEX	1'48.582 21	<b>1'37.200</b> 18	1.303 0.009
17	24 S.CORSI	ITA	MV Agusta Forward Racing	MV AGUSTA	1'49.688 16	<b>1'37.278</b> 13	1.381 0.078
18	35 S.CHANTRA	THA	IDEMITSU Honda Team Asia	KALEX	1'51.096 14	<b>1'37.303</b> 16	1.406 0.025
19	64 B.BENDSNEYDEI	NED	Pertamina Mandalika SAG Team	KALEX	1'53.251 14	<b>1'37.346</b> 13	1.449 0.043
20	79 A.OGURA	JPN	IDEMITSU Honda Team Asia	KALEX	1'49.070 19	<b>1'37.396</b> 10	1.499 0.050
21	16 J.ROBERTS	USA	Italtrans Racing Team	KALEX	1'45.482 15	<b>1'37.473</b> 17	1.576 0.077
22	7 B.BALTUS	BEL	RW Racing GP	KALEX	1'49.533 17	<b>1'37.588</b> 13	1.691 0.115
23	84 Z.VAN DEN GOOI	NED	RW Racing GP	KALEX	1'50.646 15	<b>1'37.875</b> 17	1.978 0.287
24	81 K.KUBO	THA	Yamaha VR46 Master Camp Team	KALEX	1'53.439 14	<b>1'37.944</b> 15	2.047 0.069
25	19 L.DALLA PORTA	ITA	Italtrans Racing Team	KALEX	1'54.324 14	<b>1'37.955</b> 17	2.058 0.011
26	2 G.RODRIGO	ARG	Pertamina Mandalika SAG Team	KALEX	1'51.376 15	<b>1'38.093</b> 13	2.196 0.138
27	4 S.KELLY	USA	American Racing	KALEX	1'47.717 17	<b>1'38.225</b> 10	2.328 0.132
28	61 A.ZACCONE	ITA	Gresini Racing Moto2	KALEX	1'47.551 15	<b>1'38.364</b> 16	2.467 0.139
29	28 N.ANTONELLI	ITA	Mooney VR46 Racing Team	KALEX	1'50.214 17	<b>1'38.537</b> 15	2.640 0.173
30	12 F.SALAC	CZE	Gresini Racing Moto2	KALEX	1'53.488 14	<b>1'38.836</b> 13	2.939 0.299

<b>Pole Position Record:</b>		<b>New track layout</b>		
<b>Best Race Lap:</b>		<b>New track layout</b>		
<b>All Time Lap Record:</b>	2022	<b>Jake DIXON</b>	<b>1'35.897</b>	161.4 Km/h

The results are provisional until the end of the limit for protest and appeals.

Time limit for protest expires 60' after publication of the results - ..... Time: .....

These data/results cannot be reproduced, stored and/or transmitted in whole or in part by any manner of electronic, mechanical, photocopying, recording, broadcasting or otherwise now known or herein after developed without the previous express consent by the copyright owner, except for reproduction in daily press and regular printed publications on sale to the public within 60 days of the event related to those data/results and always provided that copyright symbol appears together as follows below.  
© DORNA, 2022



**PERTAMINA GRAND PRIX OF INDONESIA**

**Free Practice Nr. 2**

**Top Speed & Average**

**8**



Rider	Nation	Motorcycle	Top 5 speeds					Average	Top
52 <b>Jeremy ALCOBA</b>	SPA	KALEX	258.3	255.9	255.9	254.7	254.1	255.2	<b>258.3</b>
13 <b>Celestino VIETTI</b>	ITA	KALEX	257.7	256.5	256.5	255.9	255.9	256.3	<b>257.7</b>
51 <b>Pedro ACOSTA</b>	SPA	KALEX	257.7	257.7	257.7	257.1	256.5	257.0	<b>257.7</b>
14 <b>Tony ARBOLINO</b>	ITA	KALEX	256.5	255.3	255.3	254.7	254.7	255.2	<b>256.5</b>
23 <b>Marcel SCHROTTER</b>	GER	KALEX	256.5	256.5	256.5	255.9	255.9	256.2	<b>256.5</b>
35 <b>Somkiat CHANTRA</b>	THA	KALEX	256.5	256.5	255.9	255.3	254.7	255.8	<b>256.5</b>
19 <b>Lorenzo DALLA PORTA</b>	ITA	KALEX	255.9	255.3	254.7	254.7	254.1	254.5	<b>255.9</b>
28 <b>Niccolò ANTONELLI</b>	ITA	KALEX	255.9	255.3	255.3	255.3	254.7	255.2	<b>255.9</b>
37 <b>Augusto FERNANDEZ</b>	SPA	KALEX	255.9	255.9	255.3	254.7	254.7	255.2	<b>255.9</b>
79 <b>Ai OGURA</b>	JPN	KALEX	255.9	255.3	254.7	254.7	254.7	255.0	<b>255.9</b>
2 <b>Gabriel RODRIGO</b>	ARG	KALEX	255.3	254.1	252.9	252.3	252.3	253.4	<b>255.3</b>
5 <b>Romano FENATI</b>	ITA	BOSCOSCURO	255.3	254.7	254.1	253.5	252.9	253.8	<b>255.3</b>
9 <b>Jorge NAVARRO</b>	SPA	KALEX	255.3	255.3	254.7	254.7	254.7	254.9	<b>255.3</b>
42 <b>Marcos RAMIREZ</b>	SPA	MV AGUSTA	255.3	254.7	254.1	254.1	253.5	254.2	<b>255.3</b>
84 <b>Zonta VAN DEN GOORBERGH</b>	NED	KALEX	255.3	254.7	254.1	253.5	252.9	254.1	<b>255.3</b>
4 <b>Sean Dylan KELLY</b>	USA	KALEX	254.7	254.7	254.1	254.1	253.5	254.2	<b>254.7</b>
12 <b>Filip SALAC</b>	CZE	KALEX	254.7	253.5	252.9	252.9	252.9	253.4	<b>254.7</b>
22 <b>Sam LOWES</b>	GBR	KALEX	254.7	254.7	254.7	254.7	254.1	254.4	<b>254.7</b>
96 <b>Jake DIXON</b>	GBR	KALEX	254.7	253.5	253.5	252.9	252.9	253.3	<b>254.7</b>
7 <b>Barry BALTUS</b>	BEL	KALEX	254.1	252.9	252.3	252.3	252.3	252.6	<b>254.1</b>
54 <b>Fermín ALDEGUER</b>	SPA	BOSCOSCURO	254.1	253.5	252.9	252.9	252.3	253.0	<b>254.1</b>
61 <b>Alessandro ZACCONE</b>	ITA	KALEX	254.1	252.9	252.3	252.3	251.1	252.0	<b>254.1</b>
75 <b>Albert ARENAS</b>	SPA	KALEX	254.1	253.5	253.5	253.5	253.5	253.6	<b>254.1</b>
64 <b>Bo BENDSNEYDER</b>	NED	KALEX	253.5	252.9	252.9	252.9	252.9	253.0	<b>253.5</b>
6 <b>Cameron BEAUBIER</b>	USA	KALEX	252.9	252.9	252.9	252.9	252.9	252.9	<b>252.9</b>
16 <b>Joe ROBERTS</b>	USA	KALEX	252.9	252.3	251.7	251.7	251.7	251.9	<b>252.9</b>
24 <b>Simone CORSI</b>	ITA	MV AGUSTA	252.9	252.9	251.7	251.1	251.1	251.9	<b>252.9</b>
40 <b>Aron CANET</b>	SPA	KALEX	252.9	252.3	252.3	252.3	252.3	252.4	<b>252.9</b>
18 <b>Manuel GONZALEZ</b>	SPA	KALEX	252.3	252.3	252.3	252.3	251.7	252.0	<b>252.3</b>
81 <b>Keminth KUBO</b>	THA	KALEX	251.7	251.7	250.5	250.5	250.0	250.9	<b>251.7</b>

These data/results cannot be reproduced, stored and/or transmitted in whole or in part by any manner of electronic, mechanical, photocopying, recording, broadcasting or otherwise now known or herein after developed without the previous express consent by the copyright owner, except for reproduction in daily press and regular printed publications on sale to the public within 60 days of the event related to those data/results and always provided that copyright symbol appears together as follows below.

© DORNA, 2022



4301 m.

# PERTAMINA GRAND PRIX OF INDONESIA

## Free Practice Nr. 2

### Chronological Analysis of Performances

9

\* Lap / Sector time cancelled      **T1** Time from finish line to 1st intermed.      **T3** Time from 2nd intermed. to 3rd intermed.  
**P** Crossing the finish line in pit lane      **T2** Time from 1st intermed. to 2nd intermed.      **T4** Time from 3rd intermed. to finish line

Lap	Lap Time	T1	T2	T3	T4	Speed	Lap	Lap Time	T1	T2	T3	T4	Speed
<b>1st 96 Jake DIXON</b> Inde GASGAS Aspar GBR							<b>4th 51 Pedro ACOSTA</b> Red Bull KTM Ajo SPA						
Runs=1 Total laps=17 Full laps=11							Runs=1 Total laps=14 Full laps=8						
1	2'45.201	30.050	21.714	21.560	31.293		1	2'52.529	31.370	21.459	20.820	31.705	
2	<b>1'39.938</b>	28.092	20.163	20.727	30.956	251.7	2	<b>1'39.676</b>	28.260	20.430	20.390	30.596	256.5
3	<b>1'38.563</b>	28.061	19.964	20.227	30.311	251.7	3	<b>1'38.033</b>	27.728	20.156	20.039	30.110	255.3
4	<b>1'37.900</b>	27.746	20.088	20.099	29.967	252.3	4	<b>1'37.635</b>	27.403	20.402	19.918	29.912	<b>257.7</b>
5	<b>1'42.390</b>	28.792	20.302	20.207	33.089	<b>254.7</b>	5	<b>1'38.583</b>	27.475	19.913	20.995	30.200	257.1
6	<b>1'42.779</b>	27.422	19.811	20.858	34.688	253.5	6	<b>1'37.385</b>	27.341	20.046	20.005	29.993	257.7
7	<b>1'37.928</b>	27.596	19.929	20.151	30.252	251.7	7	<b>1'37.353</b>	27.409	19.958	19.994	29.992	256.5
8	<b>1'46.121</b>	29.932	23.661	21.503	31.025	252.9	8	2'44.968 P	1'16.062	25.879*	22.867	40.160	255.3
9	1'37.835 *	27.57*	19.930	20.344	29.984	252.9	9	17'16.507	29.398	20.564	20.487	30.542	
10	<b>1'37.422</b>	27.613	19.824	20.042	29.943	252.9	10	1'37.716 *	27.640	20.323*	20.002	29.751	254.1
11	1'41.952 P	27.668	19.688	20.005	34.591	252.9	11	1'36.679 *	27.33*	19.926	<b>19.845</b>	29.569	255.9
12	13'40.359	29.376	20.442	20.447	30.534		12	<b>1'36.529</b>	<b>27.157</b>	19.965	19.895	<b>29.512</b>	256.5
13	1'40.841 *	29.27*	21.450	20.117	30.004	248.2	13	<b>1'41.451</b>	30.788	20.150	20.245	30.268	256.5
14	<b>1'36.380</b>	27.516	19.646	<b>19.658</b>	29.560	251.1	14	1'37.127 *	27.285	<b>19.839</b>	19.892*	30.111*	257.7
15	<b>1'35.897</b>	27.273	<b>19.363</b>	19.726	<b>29.535</b>	251.7	<b>5th 37 Augusto FERNAND</b> Red Bull KTM Ajo SPA						
16	<b>1'41.495</b>	30.082	21.184	20.029	30.200	252.9	Runs=1 Total laps=17 Full laps=11						
17	1'38.480 *	<b>27.189</b>	19.506	20.167	31.618*	253.5	1	2'44.550	31.098	22.029	21.294	31.476	
<b>2nd 13 Celestino VIETTI</b> Mooney VR46 Racing ITA							2	<b>1'41.186</b>	28.382	20.599	20.883	31.322	251.7
Runs=1 Total laps=18 Full laps=12							3	<b>1'38.430</b>	27.955	20.238	20.078	30.159	254.1
1	2'50.954	31.532	22.025	21.384	31.525		4	<b>1'38.288</b>	27.734	19.885	19.936	30.733	255.3
2	<b>1'46.135</b>	34.221	20.854	20.537	30.523	254.7	5	<b>1'37.512</b>	27.547	19.868	19.975	30.122	254.7
3	<b>1'39.501</b>	28.320	20.289	20.633	30.259	255.9	6	<b>1'37.671</b>	27.651	20.079	20.065	29.876	253.5
4	<b>1'38.799</b>	28.027	20.419	20.216	30.137	256.5	7	<b>1'37.474</b>	27.452	20.255	19.885	29.882	254.7
5	1'47.941 *	27.855	28.416*	20.336	31.334	255.3	8	<b>1'37.655</b>	27.678	20.016	19.948	30.013	<b>255.9</b>
6	<b>1'53.584</b>	27.965	20.296	20.078	45.245	255.3	9	1'37.162 *	27.57*	20.006	19.892	29.692	254.7
7	<b>1'38.570</b>	28.010	20.306	20.169	30.085	254.1	<b>3rd 22 Sam LOWES</b> Elf Marc VDS Racing GBR						
8	1'38.365 *	28.00*	20.194	20.094	30.072	255.9	Runs=2 Total laps=18 Full laps=13						
9	<b>1'42.431</b>	27.881	20.100	20.052	34.398	255.9	1	3'13.256	29.228	21.606	20.738	30.848	
10	<b>1'38.408</b>	27.787	20.084	20.255	30.282	254.7	2	1'39.733 *	28.41*	20.768	20.279	30.268	252.9
11	1'49.868 P	30.872	22.295	21.438	35.263	255.3	3	<b>1'38.155</b>	27.958	20.182	20.019	29.996	254.1
12	10'35.458	27.473	20.866	20.383	30.224		<b>Fastest Lap:</b> Jake DIXON Inde GASGAS Aspar GBR <b>1'35.897</b> 27.273 19.363 19.726 29.535						
13	<b>1'37.388</b>	27.716	20.054	19.927	29.691	253.5							
14	<b>1'36.759</b>	27.398	19.889	19.901	29.571	255.3							
15	1'40.798 *	27.39*	19.781	23.098	30.525	255.9							
16	<b>1'36.880</b>	27.522	19.765	19.898	29.695	255.3							
17	<b>1'36.759</b>	27.479	19.691	19.906	29.683	256.5							
18	<b>1'36.328</b>	<b>27.222</b>	<b>19.652</b>	<b>19.890</b>	<b>29.564</b>	<b>257.7</b>							

These data/results cannot be reproduced, stored and/or transmitted in whole or in part by any manner of electronic, mechanical, photocopying, recording, broadcasting or otherwise now known or herein after developed without the previous express consent by the copyright owner, except for reproduction in daily press and regular printed publications on sale to the public within 60 days of the event related to those data/results and always provided that copyright symbol appears together as follows below.  
 © DORNA, 2022



# Free Practice Nr. 2

Moto2

Lap	Lap Time	T1	T2	T3	T4	Speed	Lap	Lap Time	T1	T2	T3	T4	Speed
10	1'38.205	27.363	19.742	20.743	30.357	255.9	4	1'39.116	28.347	20.218	20.143	30.408	253.5
11	1'44.868 P	27.360	19.955	19.917	37.636	251.1	5	1'43.655 *	27.911	21.121 *	21.178	33.445	254.7
12	13'48.978	29.891	20.949	20.387	30.212		6	1'49.071	27.925	20.303	20.090	40.753	255.3
13	1'37.376 *	27.62*	20.126	19.843	29.784	250.5	7	1'43.169	27.988	20.259	23.152	31.770	254.1
14	1'37.274	27.406	20.217	19.821	29.830	251.7	8	1'38.768 *	28.07*	20.281	20.070	30.338	254.7
15	1'36.909	27.338	19.903	19.989	29.679	252.9	9	1'45.692	27.886	20.027	20.663	37.116	252.3
16	1'36.636	27.289	19.846	19.841	29.660	251.7	10	1'38.090	27.857	19.938	20.017	30.278	252.9
17	1'37.988 *	27.261	19.864	19.875	30.988*	252.9	11	1'44.802 P	28.138	20.208*	20.326	36.130	253.5

**6th 54** **Fermin ALDEGUER** MB Conveyors Speed SPA  
Runs=1 Total laps=17 Full laps=12

1	2'35.128	29.536	22.267	21.353	33.014	
2	1'40.546	28.788	20.607	20.402	30.749	252.3
3	1'39.455	28.378	20.510	20.324	30.243	251.7
4	1'39.171	28.079	20.255	20.276	30.561	254.1
5	1'38.512	27.937	20.084	20.048	30.443	253.5
6	1'38.437	27.782	20.075	20.068	30.512	251.1
7	1'39.075	27.702	19.892	20.682	30.799	252.9
8	1'38.331	27.854	20.061	20.122	30.294	251.1
9	1'37.301 *	27.62*	19.783	19.923	29.970	251.7
10	1'46.968 P	27.699	19.779	19.998	39.492	251.1
11	12'37.748	30.769	21.989	22.353	32.416	
12	1'40.445	27.679	20.897	21.071	30.798	248.2
13	1'36.647	27.409	19.717	19.759	29.762	251.1
14	1'46.212 *	27.54*	26.646*	20.671	31.349	251.1
15	1'40.596	27.501	19.852	20.165	33.078	251.7
16	1'36.707	27.338	19.681	19.738	29.950	252.9
17	1'42.670	27.341	20.485	21.080	33.764	252.3

**7th 75** **Albert ARENAS** Inde GASGAS Aspar SPA  
Runs=1 Total laps=19 Full laps=14

1	2'32.136	36.713	22.234	21.637	32.109	
2	1'41.894	28.911	20.990	20.567	31.426	250.5
3	1'40.018	28.227	20.603	20.410	30.778	251.7
4	1'39.878	28.216	20.656	20.282	30.724	251.7
5	1'39.291	28.074	20.321	20.245	30.651	253.5
6	1'38.383	27.811	20.152	20.043	30.377	252.3
7	1'40.813	29.428	20.378	20.509	30.498	252.9
8	1'38.137	27.684	20.158	20.126	30.169	252.9
9	1'38.982 *	27.76*	20.016	20.161	31.041	253.5
10	1'39.103	27.612	19.897	21.399	30.195	252.3
11	1'56.830	27.591	20.132	20.016	49.091	251.7
12	1'38.420	27.951	20.154	20.059	30.256	250.5
13	1'38.002	27.816	20.024	19.987	30.175	250.5
14	1'48.059 P	28.370	21.413	21.044	37.232	251.7
15	9'23.440	30.742	21.100	20.622	30.381	
16	1'38.012 *	27.63*	20.171	20.187	30.015	250.5
17	1'37.291	27.381	19.860	19.983	30.067	254.1
18	1'41.127	27.400	21.528	21.990	30.209	253.5
19	1'36.681	27.249	19.704	19.806	29.922	253.5

**8th 14** **Tony ARBOLINO** Elf Marc VDS Racing ITA  
Runs=1 Total laps=17 Full laps=10

1	2'53.179	30.964	21.661	21.509	32.704	
2	1'42.648	29.539	20.916	20.748	31.445	253.5
3	1'41.512	29.088	20.869	20.872	30.683	253.5

12	12'43.332	28.588	20.651	20.557	30.445	
13	1'37.929	28.071	19.903	19.992	29.963	251.7
14	1'36.842 *	27.49*	19.653*	19.854	29.837	254.1
15	1'36.701	27.428	19.689	19.781	29.803	256.5
16	1'36.850	27.469	19.575	19.794	30.012	255.3
17	1'37.559 *	27.466	19.902	20.099*	30.092	254.7

**9th 40** **Aron CANET** Flexbox HP40 SPA  
Runs=1 Total laps=11 Full laps=6

1	3'05.084	28.117	21.457	20.635	31.349	
2	1'39.955 *	28.87*	20.452	20.112	30.515	251.7
3	1'38.539	27.954	19.926	20.433	30.226	251.1
4	1'37.914	27.850	19.981	19.908	30.175	252.9
5	1'37.644	27.865	19.887	19.919	29.973	252.3
6	1'52.125	31.908	22.059	20.281	37.877	252.3
<b>unfinished</b>						
7	1'48.619 *	31.46*	20.677	25.251	31.222	
8	1'46.147 *	27.902	21.650*	21.887	34.708	252.3
9	1'36.795	27.556	19.683	19.827	29.729	251.7
10	1'36.922 *	27.448	19.501	20.084*	29.889	251.7

**10th 18** **Manuel GONZALEZ** Yamaha VR46 Master SPA  
Runs=1 Total laps=20 Full laps=11

1	1'46.965	27.777	20.968	20.854	31.172	
2	1'39.546	28.319	20.419	20.302	30.506	250.0
3	1'41.035 *	29.73*	20.620*	20.186	30.497	251.1
4	1'38.980	28.121	20.306	20.083	30.470	250.5
5	1'38.470	28.079	20.001	20.135	30.255	250.5
6	1'45.029 *	27.749	19.948	20.015	37.317*	251.7
7	1'39.488	28.252	20.600	20.131	30.505	252.3
8	1'53.552 P	27.93*	19.883	20.230	45.508	251.7
9	9'19.047	28.323	20.651	20.443	30.560	
10	1'37.845	28.080	19.825	19.963	29.977	248.8
11	1'36.971	27.607	19.728	19.848	29.788	251.1
12	1'40.427 *	27.587	19.732	19.917	33.191*	250.5
13	1'37.008	27.538	19.634	19.891	29.945	250.5
14	1'37.275	27.688	19.596	20.047	29.944	251.1
15	1'43.767	28.796	21.286	20.609	33.076	251.7
16	1'37.801 *	27.79*	19.610	20.369	30.031	251.7
17	1'46.256 *	32.105	23.476*	20.192	30.483	251.7
18	1'38.538	27.884	20.070	20.138	30.446	252.3
19	1'37.440	27.718	19.715	20.088	29.919	252.3
20	1'37.998 *	27.862	19.857	20.213	30.066*	252.3

**11th 9** **Jorge NAVARRO** Flexbox HP40 SPA  
Runs=1 Total laps=19 Full laps=11

1	2'38.329	28.727	22.103	21.510	37.841	
2	1'41.130	28.664	21.086	20.532	30.848	251.7

**Fastest Lap:** Jake DIXON Inde GASGAS Aspar GBR 1'35.897 27.273 19.363 19.726 29.535

These data/results cannot be reproduced, stored and/or transmitted in whole or in part by any manner of electronic, mechanical, photocopying, recording, broadcasting or otherwise now known or herein after developed without the previous express consent by the copyright owner, except for reproduction in daily press and regular printed publications on sale to the public within 60 days of the event related to those data/results and always provided that copyright symbol appears together as follows below.  
© DORNA, 2022

Official MotoGP Timing by TISSOT  
www.motogp.com

Lombok, Friday, March 18, 2022

Page 2 of 6



# Free Practice Nr. 2

# Moto2

Lap	Lap Time	T1	T2	T3	T4	Speed	Lap	Lap Time	T1	T2	T3	T4	Speed
3	<b>1'39.708</b>	28.258	20.786	20.172	30.492	252.9	14	<b>1'37.294</b>	27.818	19.965	<b>19.858</b>	<b>29.653</b>	252.3
4	<b>1'39.387</b>	28.047	20.469	20.379	30.492	252.9	15	1'39.843 *	28.25 *	20.395	21.450	29.747	254.1
5	<b>1'38.689</b>	28.012	20.359	20.087	30.231	253.5	16	<b>1'37.057</b>	<b>27.515</b>	<b>19.858</b>	20.020	29.664	254.7
6	1'38.639 *	27.870	20.253*	20.265	30.251	254.7	17	<b>1'44.502</b>	30.484	21.913	20.746	31.359	<b>255.3</b>
7	<b>1'38.527</b>	28.057	20.076	20.139	30.255	254.1	18	1'46.872 *	28.531	22.057	23.675	32.609*	248.2
8	<b>1'39.116</b>	28.086	20.306	20.570	30.154	<b>255.3</b>	<b>14th 5 Romano FENATI</b> MB Conveyors Speed ITA						
9	1'38.152 *	27.991*	19.973	20.032	30.149	253.5	Runs=1 Total laps=18 Full laps=10						
10	1'47.437 P	27.782	20.234*	20.709	38.712	255.3	1	2'17.187	30.007	22.577	21.430	32.235	
11	10'05.809	30.885	25.611	20.329	30.169		2	1'41.895 *	28.89*	20.730*	20.811	31.461	250.5
12	<b>1'37.419</b>	27.721	20.034	<b>19.810</b>	29.854	250.5	3	<b>1'40.497</b>	28.567	20.578	20.486	30.866	250.5
13	<b>1'37.588</b>	27.668	19.986	19.937	29.997	251.1	4	<b>1'39.540</b>	28.355	20.340	20.207	30.638	252.3
14	1'37.056 *	27.481	20.021*	19.843	<b>29.711</b>	253.5	5	<b>1'39.555</b>	28.296	20.357	20.283	30.619	251.7
15	<b>1'45.035</b>	29.883	21.359	23.774	30.019	254.7	6	<b>1'39.354</b>	28.391	20.236	20.214	30.513	251.7
16	1'37.520 *	27.57*	19.959	20.132	29.856	253.5	7	<b>1'39.058</b>	28.173	19.893	20.554	30.438	251.7
17	<b>1'36.973</b>	<b>27.381</b>	<b>19.670</b>	20.144	29.778	254.7	8	<b>1'41.948</b>	29.014	21.209	20.718	31.007	252.3
18	<b>1'37.309</b>	27.445	19.729	20.146	29.989	254.7	9	1'56.312 *	28.23*	20.225	34.428	33.421	250.0
19	1'40.431 *	27.569	21.156	20.666*	31.040*	254.1	10	1'39.233 *	28.088	20.458*	20.334	30.353	254.7
<b>12th 6 Cameron BEAUBIE</b> American Racing USA							11	1'52.463 P	31.179	21.259	20.542	39.483	252.3
Runs=1 Total laps=19 Full laps=14							12	10'54.578	28.956	21.406	20.460	33.820	
1	2'45.830	30.394	22.033	21.918	31.580		13	1'42.600 *	31.704	20.449*	20.336	30.111	254.1
2	<b>1'40.419</b>	28.564	20.815	20.361	30.679	251.7	14	<b>1'37.918</b>	27.832	20.085	19.998	30.003	253.5
3	<b>1'38.941</b>	28.048	20.340	20.164	30.389	251.7	15	1'38.943 *	28.14*	20.468	20.024	30.308	252.9
4	<b>1'38.530</b>	27.689	20.134	20.229	30.478	<b>252.9</b>	16	<b>1'37.371</b>	27.575	19.988	19.915	<b>29.893</b>	252.9
5	<b>1'38.313</b>	27.721	20.338	20.053	30.201	252.9	17	<b>1'37.085</b>	<b>27.506</b>	<b>19.800</b>	19.858	29.921	252.9
6	<b>1'43.054</b>	28.367	20.388	20.467	33.832	252.9	18	<b>1'37.310</b>	27.669	19.885	<b>19.842</b>	29.914	<b>255.3</b>
7	<b>1'40.009</b>	29.451	20.273	20.127	30.158	252.9	<b>15th 23 Marcel SCHROTTE</b> Liqui Moly Intact GP GER						
8	<b>1'41.294</b>	29.118	20.968	20.685	30.523	252.3	Runs=1 Total laps=18 Full laps=12						
9	1'38.544 *	27.84*	20.208	20.131	30.362	251.1	1	2'34.502	29.963	22.100	21.795	32.988	
10	<b>1'39.130</b>	27.802	20.680	20.358	30.290	252.3	2	<b>1'40.384</b>	28.175	20.780	20.561	30.868	254.1
11	<b>1'40.404</b>	30.115	20.095	20.070	30.124	252.3	3	<b>1'39.518</b>	28.124	20.590	20.300	30.504	255.3
12	<b>1'38.718</b>	27.662	20.397	20.157	30.502	251.7	4	<b>1'40.474</b>	28.144	20.604	20.858	30.868	255.9
13	<b>1'38.333</b>	27.694	20.240	20.163	30.236	251.1	5	<b>1'38.744</b>	27.815	20.381	20.261	30.287	<b>256.5</b>
14	1'49.718 P	29.221	21.203	20.991	38.303	252.3	6	<b>1'38.100</b>	27.695	20.217	20.061	30.127	255.9
15	8'58.972	29.412	21.815	23.716	31.294		7	<b>1'40.155</b>	28.862	20.443	20.392	30.458	256.5
16	1'44.252 *	27.93*	21.633	21.322	33.363	251.1	8	<b>1'38.068</b>	27.808	20.036	20.100	30.124	254.7
17	<b>1'37.544</b>	27.584	<b>19.849</b>	19.962	30.149	251.7	9	1'38.156 *	27.68*	20.047	20.171	30.254	255.9
18	<b>1'40.080</b>	27.455	20.079	<b>19.957</b>	32.589	252.3	10	1'37.752 *	27.666	20.013*	20.014	30.059	254.7
19	<b>1'37.056</b>	<b>27.247</b>	19.991	20.039	<b>29.779</b>	252.9	11	1'47.407 P	27.617	20.474	20.808	38.508	253.5
<b>13th 42 Marcos RAMIREZ</b> MV Agusta Forward R SPA							12	10'58.491	27.455	20.948	21.874	32.294	
Runs=1 Total laps=19 Full laps=14							13	<b>1'37.682</b>	27.651	20.237	19.957	<b>29.837</b>	254.1
1	1'51.092	27.415	21.146	21.711	31.306		14	<b>1'39.594</b>	27.550	20.115	21.640	30.289	254.7
2	<b>1'40.564</b>	28.644	20.653	20.804	30.463	250.0	15	1'47.510 *	28.03*	22.541	24.556	32.375	254.7
3	1'39.584 *	28.391*	20.557	20.274	30.363	251.7	16	<b>1'37.273</b>	27.542	<b>19.822</b>	19.974	29.935	256.5
4	<b>1'38.862</b>	28.060	20.440	20.280	30.082	252.9	17	<b>1'37.243</b>	27.371	19.997	20.022	29.853	255.9
5	<b>1'38.543</b>	28.018	20.353	20.159	30.013	252.9	18	<b>1'37.191</b>	<b>27.352</b>	19.993	<b>19.917</b>	29.929	254.7
6	<b>1'38.395</b>	27.885	20.297	20.191	30.022	253.5	<b>16th 52 Jeremy ALCOBA</b> Liqui Moly Intact GP SPA						
7	<b>1'42.757</b>	32.018	20.386	20.190	30.163	249.4	Runs=1 Total laps=18 Full laps=13						
8	<b>1'38.296</b>	27.950	20.079	20.104	30.163	254.1	1	2'25.099	30.135	22.940	22.081	33.096	
9	1'46.761 *	28.00 *	24.972*	23.080	30.708	250.5	2	<b>1'42.582</b>	29.684	20.926	20.677	31.295	251.7
10	<b>1'38.281</b>	27.844	20.322	20.131	29.984	249.4	3	<b>1'40.412</b>	28.483	20.788	20.405	30.736	252.3
11	<b>1'37.916</b>	27.782	20.204	20.012	29.918	252.9	4	<b>1'39.742</b>	28.133	20.419	20.370	30.820	252.9
unfinished	29.881	21.868	21.010		252.9		5	<b>1'39.598</b>	28.120	20.353	20.351	30.774	252.3
12	<b>1'38.483</b>	26.670	20.770	20.371	30.672		6	<b>1'38.796</b>	28.000	20.340	20.110	30.346	254.1
13	<b>1'38.214</b>	27.699	20.114	19.910	30.491	253.5							

**Fastest Lap:** Jake DIXON Inde GASGAS Aspar GBR **1'35.897** 27.273 19.363 19.726 29.535

These data/results cannot be reproduced, stored and/or transmitted in whole or in part by any manner of electronic, mechanical, photocopying, recording, broadcasting or otherwise now known or herein after developed without the previous express consent by the copyright owner, except for reproduction in daily press and regular printed publications on sale to the public within 60 days of the event related to those data/results and always provided that copyright symbol appears together as follows below.  
© DORNA, 2022



# Free Practice Nr. 2

# Moto2

Lap	Lap Time	T1	T2	T3	T4	Speed	Lap	Lap Time	T1	T2	T3	T4	Speed
7	<b>1'44.426</b>	32.859	20.973	20.154	30.440	252.9	1	2'30.645	28.431	21.593	25.513	31.347	
8	<b>1'38.963</b>	28.448	20.120	20.162	30.233	255.9	2	<b>1'40.336</b>	28.460	20.307	20.539	31.030	248.8
9	1'38.802 *	27.891*	20.042	20.160	30.705	254.1	3	<b>1'38.984</b>	27.963	20.494	20.168	30.359	251.1
10	<b>1'38.182</b>	27.730	<b>19.758</b>	20.641	30.053	255.9	4	<b>1'39.039</b>	27.824	20.338	20.095	30.782	252.9
11	1'48.173 P	27.680	20.096	20.637	39.760	253.5	5	<b>1'40.262</b>	29.337	20.336	20.084	30.505	250.5
12	11'09.891	29.754	21.342	20.572	35.557		6	<b>1'38.183</b>	27.742	20.107	20.030	30.304	252.9
13	<b>1'42.693</b>	27.859	20.040	23.879	30.915	251.7	7	<b>1'39.008</b>	27.933	20.200	20.418	30.457	252.9
14	<b>1'38.559</b>	27.786	20.080	19.958	30.735	254.1	8	1'57.026 P	33.228	26.379	20.626	36.793	250.5
15	1'44.472 *	32.29 *	20.561	20.420	31.200	253.5	9	11'35.443	29.416	20.679	20.180	30.721	
16	<b>1'37.894</b>	27.747	19.885	20.009	30.253	<b>258.3</b>	10	<b>1'47.195</b>	27.975	26.757	22.260	30.203	247.1
17	<b>1'37.416</b>	27.578	20.034	<b>19.840</b>	<b>29.964</b>	254.1	11	<b>1'37.653</b>	27.469	20.046	19.903	30.235	251.1
18	<b>1'37.200</b>	<b>27.350</b>	19.810	19.974	30.066	254.7	12	<b>1'37.447</b>	27.566	20.028	<b>19.880</b>	29.973	251.1

## 17th **24** Simone CORSI MV Agusta Forward R ITA

	Runs=1	Total laps=17	Full laps=10			
1	2'23.836	30.106	23.142	21.735	32.801	
2	<b>1'43.489</b>	29.858	21.434	20.828	31.369	250.0
3	<b>1'41.270</b>	28.642	20.817	20.414	31.397	248.8
4	<b>1'39.861</b>	28.357	20.284	20.162	31.058	250.0
5	<b>1'39.236</b>	28.218	20.084	20.482	30.452	251.7
6	<b>1'42.902</b>	28.185	20.354	21.637	32.726	248.2
7	<b>1'39.146</b>	28.130	19.970	20.622	30.424	<b>252.9</b>
8	1'39.094 *	28.182	20.335*	20.260	30.317	250.0
9	1'38.179 *	27.76*	19.779	20.489	30.147	248.8
10	2'01.855 P	27.853	20.076	20.092	53.834	249.4
11	12'51.961	30.345	20.934	20.342	30.432	
12	<b>1'37.702</b>	27.784	19.851	19.937	30.130	251.1
13	<b>1'37.278</b>	27.645	19.864	19.894	<b>29.875</b>	250.0
14	1'43.797 *	30.08*	20.652	23.114	29.949	250.5
15	1'37.083 *	<b>27.516</b>	19.717*	<b>19.886</b>	29.964	252.9
16	<b>1'37.446</b>	27.618	<b>19.700</b>	20.032	30.096	251.1
17	<b>1'37.897</b>	27.775	19.932	19.955	30.235	250.0

## 18th **35** Somkiat CHANTRA IDEMITSU Honda Te THA

	Runs=1	Total laps=18	Full laps=14			
1	2'36.286	31.812	21.751	20.958	31.971	
2	<b>1'39.667</b>	28.264	20.257	20.534	30.612	254.1
3	<b>1'38.777</b>	28.357	20.151	20.051	30.218	255.9
4	<b>1'38.888</b>	28.336	20.044	20.348	30.160	<b>256.5</b>
5	<b>1'38.274</b>	27.814	20.091	20.077	30.292	254.1
6	<b>1'37.885</b>	27.852	20.068	19.948	30.017	254.7
7	<b>1'37.369</b>	27.505	20.217	<b>19.884</b>	29.763	253.5
8	<b>1'39.384</b>	28.745	20.281	20.266	30.092	254.1
9	1'42.507 P	27.561*	19.814	20.145	34.979	252.3
10	11'23.373	26.423	20.331	20.812	33.281	
11	<b>1'37.748</b>	27.840	19.827	20.083	29.998	251.1
12	<b>1'47.952</b>	27.543	19.881	19.967	40.561	251.1
13	<b>1'38.587</b>	27.936	20.032	19.991	30.628	251.1
14	<b>1'43.390</b>	30.919	19.915	19.969	32.587	252.9
15	1'38.593 *	27.82 *	20.280	20.576	29.916	255.3
16	<b>1'37.303</b>	27.435	<b>19.571</b>	20.558	<b>29.739</b>	256.5
17	<b>1'39.035</b>	27.505	19.925	21.188	30.417	254.1
18	<b>1'37.531</b>	<b>27.407</b>	19.641	20.298	30.185	254.1

## 19th **64** Bo BENDSNEYDER Pertamina Mandalika NED

	Runs=1	Total laps=18	Full laps=13
--	--------	---------------	--------------

	Runs=1	Total laps=14	Full laps=8			
13	<b>1'37.346</b>	<b>27.401</b>	19.978	19.965	30.002	<b>253.5</b>
14	<b>1'44.088</b>	29.149	21.522	23.105	30.312	252.3
15	1'37.664 *	27.70*	20.088	19.972	<b>29.896</b>	252.3
16	<b>1'37.395</b>	27.673	<b>19.749</b>	20.016	29.957	252.9
17	<b>1'40.600</b>	27.531	19.972	19.894	33.203	252.9
18	1'38.081 *	27.415	19.968	19.991	30.707*	252.9

## 20th **79** Ai OGURA IDEMITSU Honda Te JPN

	Runs=1	Total laps=14	Full laps=8			
1	2'57.710 *	29.800	22.096*	21.585	31.738	
2	1'41.887 *	29.44*	20.850	20.677	30.915	252.3
3	1'40.411 *	28.503	20.648*	20.626	30.634	254.1
4	<b>1'39.328</b>	27.988	20.507	20.122	30.711	254.7
5	<b>1'39.705</b>	28.233	20.398	20.298	30.776	255.3
6	<b>1'45.912</b>	27.882	20.617	20.318	37.095	253.5
7	1'50.415 P	27.990	20.525	21.151	40.749	252.3
8	17'27.856 *	28.723	21.124*	20.670	30.645	
9	<b>1'38.382</b>	27.906	19.976	20.069	30.431	254.1
10	<b>1'37.396</b>	27.483	19.865	<b>19.829</b>	30.219	253.5
11	1'39.493 *	28.21*	20.444	20.790	<b>30.046</b>	254.7
12	<b>1'37.429</b>	27.457	<b>19.843</b>	20.014	30.115	<b>255.9</b>
13	<b>1'37.577</b>	<b>27.429</b>	19.894	20.007	30.247	254.7
14	<b>1'38.345</b>	27.828	20.162	19.928	30.427	254.7

## 21st **16** Joe ROBERTS Italtrans Racing Team USA

	Runs=1	Total laps=19	Full laps=13			
1	2'34.983	29.154	21.507	25.744	31.937	
2	<b>1'41.405</b>	28.716	20.811	20.581	31.297	251.1
3	<b>1'39.684</b>	28.371	20.229	20.397	30.687	251.7
4	<b>1'39.399</b>	28.301	20.222	20.277	30.599	251.7
5	<b>1'40.188</b>	28.031	20.115	20.528	31.514	252.3
6	<b>1'38.845</b>	28.074	20.113	20.129	30.529	251.7
7	<b>1'39.211</b>	28.115	20.098	20.319	30.679	251.1
8	<b>1'39.082</b>	28.301	20.052	20.315	30.414	251.7
9	1'38.378 *	28.07*	19.895	20.184	30.222	250.5
10	<b>1'38.002</b>	27.904	19.748	20.132	30.218	251.7
11	<b>1'38.265</b>	27.887	19.849	20.173	30.356	251.7
12	1'46.576 P	28.295	20.329	20.621	37.331	249.4
13	10'02.715	28.743	20.563	20.320	30.565	
14	<b>1'37.769</b>	27.920	19.838	<b>20.011</b>	30.000	248.2
15	<b>1'37.769</b>	27.729	<b>19.600</b>	20.529	29.911	250.0
16	1'37.857 *	27.93*	19.696	20.126	30.098	249.4
17	<b>1'37.473</b>	27.694	19.600	20.352	<b>29.827</b>	251.1
18	<b>1'38.813</b>	27.673	19.715	20.223	31.202	251.1

**Fastest Lap:** Jake DIXON Inde GASGAS Aspar GBR **1'35.897** 27.273 19.363 19.726 29.535

These data/results cannot be reproduced, stored and/or transmitted in whole or in part by any manner of electronic, mechanical, photocopying, recording, broadcasting or otherwise now known or herein after developed without the previous express consent by the copyright owner, except for reproduction in daily press and regular printed publications on sale to the public within 60 days of the event related to those data/results and always provided that copyright symbol appears together as follows below.  
© DORNA, 2022



# Free Practice Nr. 2

# Moto2

Lap	Lap Time	T1	T2	T3	T4	Speed	Lap	Lap Time	T1	T2	T3	T4	Speed	
19	1'37.516 *	27.669	19.606	20.086*	30.155	252.9	12	1'38.120	27.649	20.194	20.238	30.039	247.7	
<b>22nd 7 Barry BALTUS</b> RW Racing GP BEL							13	1'48.783	32.185	21.811	22.290	32.497	250.5	
Runs=1 Total laps=17 Full laps=11							14	1'44.107 *	28.66*	21.420	21.662	32.361	250.5	
1	2'30.063	29.584	21.651	21.078	31.810		15	1'37.944	27.606	20.073	19.994	30.271	251.7	
2	1'39.836	28.598	20.390	20.206	30.642	250.0	16	1'41.822	28.236	20.076	22.057	31.453	250.0	
3	1'39.011	28.265	20.213	20.109	30.424	249.4	17	1'37.985	27.651	20.027	20.098	30.209	251.7	
4	1'39.317	28.272	20.251	20.265	30.529	251.7	<b>25th 19 Lorenzo DALLA PO</b> Italtrans Racing Team ITA							
5	1'38.755	27.876	20.216	20.235	30.428	252.3	Runs=1 Total laps=19 Full laps=10							
6	1'43.349	27.871	20.173	24.200	31.105	251.1	1	2'32.894	29.192	22.054	21.589	32.629		
7	1'38.387	27.904	20.028	20.099	30.356	252.9	2	1'48.114 *	33.741	21.691*	20.969	31.713	252.3	
8	1'38.718	28.054	20.019	20.240	30.405	252.3	3	1'40.755	28.545	20.743	20.407	31.060	252.9	
9	1'38.760 *	27.671*	19.834	21.179	30.072	252.3	4	1'39.697	27.991	20.525	20.412	30.769	253.5	
10	1'48.799 P	28.994	20.226*	21.857	37.722	251.7	5	1'39.637	28.004	20.636	20.322	30.675	254.1	
11	13'05.374	29.272	20.653	20.380	30.424		6	1'40.922	28.734	20.643	20.494	31.051	254.7	
12	1'37.366 *	27.792	19.874*	19.874	29.826	250.0	7	1'39.395	28.049	20.391	20.227	30.728	252.9	
13	1'37.588	27.627	19.847	20.073	30.041	252.3	8	1'50.605 *	31.034	27.318*	21.281	30.972	255.3	
14	1'39.845 *	27.711*	19.970	20.429	31.734	252.3	9	1'40.037 *	28.420	20.608*	20.465	30.544	254.1	
15	1'38.756	27.604	19.948	20.966	30.238	254.1	10	1'43.539	28.268	20.270	23.839	31.162	254.1	
16	1'38.394	27.744	20.037	20.389	30.224	250.5	11	1'39.907	28.029	21.053	20.408	30.417	252.3	
17	1'39.442	27.808	20.521	20.471	30.642	251.7	12	1'48.904 P	27.909	20.333	20.741	39.921	253.5	
<b>23rd 84 Zonta VAN DEN GO</b> RW Racing GP NED							13	9'32.782	33.653	21.577	20.833	31.200		
Runs=1 Total laps=18 Full laps=12							14	1'39.654	28.106	20.392	20.559	30.597	252.9	
1	1'59.172	29.270	22.249	21.117	32.425		15	1'38.385	27.747	20.098	20.288	30.252	254.1	
2	1'42.327	28.829	21.397	20.755	31.346	251.1	16	1'39.797 *	28.211*	20.802*	20.532	30.244	254.1	
3	1'41.615 *	28.761*	21.137	20.559	31.154	252.3	17	1'37.955	27.721	20.012	20.076	30.146	254.1	
4	1'46.913	33.090	21.799	20.736	31.288	253.5	18	1'44.304 *	27.691	20.177	20.500	35.936*	254.7	
5	1'40.474	28.316	20.874	20.583	30.701	252.3	19	1'38.958 *	27.623	20.188	20.364	30.783*	255.9	
6	1'40.042	28.232	20.795	20.385	30.630	252.3	<b>26th 2 Gabriel RODRIGO</b> Pertamina Mandalika ARG							
7	1'39.611	28.012	20.659	20.335	30.605	251.7	Runs=2 Total laps=19 Full laps=13							
8	1'41.216	29.073	20.926	20.433	30.784	251.1	1	2'17.807	29.427	22.401	21.467	32.251		
9	1'40.059 *	28.32 *	20.608	20.435	30.695	250.5	2	1'42.697	29.579	21.103	20.744	31.271	251.1	
10	1'39.512	28.153	20.599	20.320	30.440	251.7	3	1'40.922	28.755	20.652	20.302	31.213	251.1	
11	1'55.994 P	34.032	21.382	22.070	38.510	249.4	4	1'40.042	28.438	20.592	20.287	30.725	251.1	
12	11'16.729	28.842	21.092	20.647	34.163		5	1'40.833	28.283	20.434	20.310	31.806	251.1	
13	1'39.092	28.189	20.347	20.135	30.421	251.7	6	1'39.985	28.256	20.314	20.646	30.769	251.1	
14	1'42.299	27.905	20.252	20.077	34.065	252.3	7	1'39.254	28.010	20.231	20.385	30.628	251.1	
15	1'45.503 *	28.24*	20.251	26.652	30.353	252.9	8	1'41.895	28.815	20.385	20.168	32.527	250.0	
16	1'38.690	27.823	20.055	20.432	30.380	255.3	9	1'40.847 *	28.131*	21.542	20.394	30.781	250.0	
17	1'37.875	27.698	19.941	20.142	30.094	254.1	10	1'51.680 P	28.104	20.421	20.501	42.654	248.8	
18	1'38.599	27.686	20.005	20.206	30.702	254.7	11	9'35.723	29.208	20.779	20.151	31.277		
<b>24th 81 Keminth KUBO</b> Yamaha VR46 Master THA							12	1'38.180	27.854	20.138	19.900	30.288	250.0	
Runs=2 Total laps=17 Full laps=10							13	1'38.093	27.672	20.105	20.054	30.262	250.5	
1	1'50.564	28.840	21.827	20.910	32.247		14	1'38.343	27.626	20.186	19.869	30.662	252.3	
2	1'41.824	28.622	21.330	20.550	31.322	248.2	15	1'38.310	27.792	20.133	19.909	30.476	252.9	
3	1'40.246 *	28.621*	20.547	20.227	30.843	246.5	16	1'45.603 *	30.711*	23.930	20.501	30.462	251.7	
4	1'39.198	27.970	20.185	20.519	30.524	249.4	17	1'38.640	27.808	19.989	20.286	30.557	252.3	
5	1'46.730 P	27.968	20.185	20.323	38.254	248.2	18	1'38.145	27.680	20.170	19.900	30.395	255.3	
6	5'50.633	31.738	21.647	20.814	31.640		unfinished	27.553	19.940	19.868		254.1		
7	1'40.073	28.487	20.538	20.630	30.418	246.5	<b>27th 4 Sean Dylan KELLY</b> American Racing USA							
8	1'44.529 P	28.392	20.412	20.531	35.194	241.0	Runs=1 Total laps=13 Full laps=9							
9	8'53.262	28.925	21.045	20.330	30.440		1	2'35.334	28.536	21.655	27.699	33.400		
10	1'38.438	27.736	20.457	20.156	30.089	249.4	2	1'41.269	28.747	20.671	20.772	31.079	254.1	
11	1'38.233	27.520	20.170	20.076	30.467	249.4	3	1'39.628	28.308	20.448	20.216	30.656	254.7	

**Fastest Lap:** Jake DIXON Inde GASGAS Aspar GBR 1'35.897 27.273 19.363 19.726 29.535

These data/results cannot be reproduced, stored and/or transmitted in whole or in part by any manner of electronic, mechanical, photocopying, recording, broadcasting or otherwise now known or herein after developed without the previous express consent by the copyright owner, except for reproduction in daily press and regular printed publications on sale to the public within 60 days of the event related to those data/results and always provided that copyright symbol appears together as follows below.  
© DORNA, 2022

Official MotoGP Timing by TISSOT  
www.motogp.com

Lombok, Friday, March 18, 2022

Page 5 of 6





## Free Practice Nr. 2

Moto2

Lap	Lap Time	T1	T2	T3	T4	Speed	Lap	Lap Time	T1	T2	T3	T4	Speed
4	<b>1'39.712</b>	28.234	20.238	20.440	30.800	254.7	4	1'41.640 *	28.772	20.834*	20.874	31.160	252.9
5	<b>1'39.265</b>	27.863	20.302	20.297	30.803	253.5	5	<b>1'42.288</b>	28.753	21.163	20.866	31.506	251.7
6	<b>1'40.144</b>	27.947	20.433	20.166	31.598	252.9	6	<b>1'41.841</b>	28.843	21.029	20.714	31.255	251.7
7	<b>1'38.597</b>	27.864	20.129	20.060	30.544	251.7	7	<b>1'42.113</b>	28.688	21.166	20.772	31.487	251.1
8	<b>1'41.042</b>	29.126	20.946	20.442	30.528	254.1	8	1'49.471 P	28.729	20.735	21.933	38.074	251.1
9	1'38.774 *	27.74 *	20.104	20.154	30.775	252.3	9	8'11.840	37.180	21.174	21.014	30.881	
10	<b>1'38.225</b>	<b>27.670</b>	20.197	<b>19.992</b>	<b>30.366</b>	252.3	10	<b>1'39.585</b>	28.162	20.552	20.403	30.468	251.7
11	1'53.238 P	32.531	22.976	21.101	36.630	251.1	11	1'39.362 *	28.09*	20.496	20.360	30.408	253.5
12	1'32.571	30.686	21.996	21.161	32.791		12	<b>1'38.875</b>	<b>27.889</b>	<b>20.323</b>	20.243	30.420	252.9
13	<b>1'41.618</b>	27.902	<b>19.983</b>	20.045	33.688	251.7	13	<b>1'38.836</b>	27.929	20.351	<b>20.181</b>	<b>30.375</b>	252.9
							14	1'39.950 *	27.936	20.355	20.540	31.119*	<b>254.7</b>

**28th 61** **Alessandro ZACCO** Gresini Racing Moto2 ITA  
Runs=3 Total laps=17 Full laps=10

1	2'27.108	28.465	22.164	21.917	31.991	
2	<b>1'41.686</b>	28.897	20.950	20.862	30.977	250.5
3	<b>1'40.302</b>	28.603	20.547	20.363	30.789	251.1
4	<b>1'39.634</b>	28.261	20.367	20.289	30.717	252.3
5	<b>1'39.474</b>	28.177	20.395	20.278	30.624	<b>254.1</b>
6	<b>1'39.035</b>	27.967	20.381	20.190	30.497	252.9
7	1'48.540 P	29.601	20.792	20.736	37.411	251.1
8	9'02.895	28.753	21.666	21.586	31.438	
9	<b>1'44.119</b>	28.218	20.283	22.795	32.823	249.4
10	<b>1'39.458</b>	28.230	20.434	20.270	30.524	250.0
11	1'44.759 P	27.952	20.200	20.404	36.203	248.8
12	6'26.734	28.434	21.275	20.839	31.190	
13	1'39.204 *	28.30*	20.352	20.208	30.344	247.1
14	<b>1'38.726</b>	28.017	20.221	<b>20.125</b>	30.363	250.5
15	<b>1'38.501</b>	27.904	<b>19.983</b>	20.426	<b>30.188</b>	252.3
16	<b>1'38.364</b>	<b>27.727</b>	20.124	20.134	30.379	251.1
17	1'58.129 P	31.628	22.752	24.502	39.247	251.1

**29th 28** **Niccolò ANTONELL** Mooney VR46 Racing ITA  
Runs=1 Total laps=17 Full laps=12

1	2'55.035	31.973	22.157	21.308	31.919	
2	<b>1'42.989</b>	29.201	21.494	21.106	31.188	254.1
3	<b>1'43.037</b>	28.646	21.006	20.619	32.766	254.1
4	<b>1'41.040</b>	28.472	20.809	20.669	31.090	255.3
5	<b>1'40.266</b>	28.304	20.695	20.419	30.848	254.7
6	<b>1'40.206</b>	28.262	20.606	20.327	31.011	253.5
7	<b>1'40.195</b>	28.202	21.061	20.359	30.573	252.9
8	1'42.470 *	29.05*	20.642	22.294	30.484	253.5
9	<b>1'39.320</b>	28.001	20.608	20.224	30.487	254.1
10	1'49.845 P	30.646	20.709	20.313	38.177	252.9
11	12'08.851	34.249	21.275	21.045	30.860	
12	<b>1'39.142</b>	28.161	20.505	<b>20.183</b>	30.293	252.3
13	<b>1'54.294</b>	27.939	<b>20.233</b>	25.567	40.555	252.9
14	1'39.761 *	28.49 *	20.541	20.334	30.389	255.3
15	<b>1'38.537</b>	27.755	20.327	20.207	<b>30.248</b>	255.3
16	<b>1'38.701</b>	<b>27.748</b>	20.263	20.204	30.486	254.7
17	<b>1'39.600</b>	27.824	20.287	20.563	30.926	<b>255.9</b>

**30th 12** **Filip SALAC** Gresini Racing Moto2 CZE  
Runs=2 Total laps=14 Full laps=6

1	2'46.623	29.144	22.097	21.303	31.994	
2	2'32.923 P	1'10.363	21.956	24.694	35.910	251.1
3	10'34.922	28.229	21.541	30.014	31.806	

**Fastest Lap:** Jake DIXON Inde GASGAS Aspar GBR **1'35.897** 27.273 19.363 19.726 29.535

These data/results cannot be reproduced, stored and/or transmitted in whole or in part by any manner of electronic, mechanical, photocopying, recording, broadcasting or otherwise now known or herein after developed without the previous express consent by the copyright owner, except for reproduction in daily press and regular printed publications on sale to the public within 60 days of the event related to those data/results and always provided that copyright symbol appears together as follows below.  
© DORNA, 2022

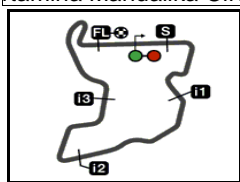
Official MotoGP Timing by TISSOT  
www.motogp.com

Lombok, Friday, March 18, 2022

Page 6 of 6

*moto2*





4301 m.

# PERTAMINA GRAND PRIX OF INDONESIA

## Free Practice Nr. 2

### Best Partial Times

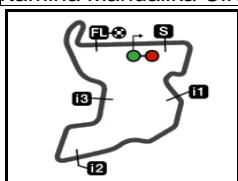
# Moto2™

*IT* Ideal Lap Time, sum of the best partial times

*BT* Best Lap Time

T1		T2		T3		T4				IT		BT	
Pos	Rider	Time	Rider	Time	Rider	Time	Rider	Time	Pos	Rider	IT	BT	
1	P.ACOSTA	27.157	J.DIXON	19.363	J.DIXON	19.658	S.LOWES	29.502	1	J.DIXON	1'35.745	1'35.897	(1)
2	J.DIXON	27.189	A.CANET	19.501	F.ALDEGUER	19.738	P.ACOSTA	29.512	2	S.LOWES	1'36.299	1'36.491	(3)
3	C.VIETTI	27.222	S.CHANTRA	19.571	T.ARBOLINO	19.781	J.DIXON	29.535	3	C.VIETTI	1'36.328	1'36.328	(2)
4	C.BEAUBIER	27.247	T.ARBOLINO	19.575	S.LOWES	19.796	C.VIETTI	29.564	4	P.ACOSTA	1'36.353	1'36.529	(4)
5	A.ARENAS	27.249	M.GONZALEZ	19.596	A.ARENAS	19.806	M.RAMIREZ	29.653	5	A.FERNANDEZ	1'36.484	1'36.636	(5)
6	A.FERNANDEZ	27.261	J.ROBERTS	19.600	J.NAVARRO	19.810	A.FERNANDEZ	29.660	6	A.CANET	1'36.505	1'36.795	(9)
7	S.LOWES	27.337	C.VIETTI	19.652	A.FERNANDEZ	19.821	J.NAVARRO	29.711	7	F.ALDEGUER	1'36.519	1'36.647	(6)
8	F.ALDEGUER	27.338	S.LOWES	19.664	A.CANET	19.827	A.CANET	29.729	8	J.NAVARRO	1'36.572	1'36.973	(11)
9	J.ALCOBA	27.350	J.NAVARRO	19.670	A.OGURA	19.829	S.CHANTRA	29.739	9	T.ARBOLINO	1'36.587	1'36.701	(8)
10	M.SCHROTTER	27.352	F.ALDEGUER	19.681	J.ALCOBA	19.840	F.ALDEGUER	29.762	10	S.CHANTRA	1'36.601	1'37.303	(18)
11	J.NAVARRO	27.381	S.CORSI	19.700	R.FENATI	19.842	C.BEAUBIER	29.779	11	A.ARENAS	1'36.681	1'36.681	(7)
12	B.BENDSNEYDE	27.401	A.ARENAS	19.704	P.ACOSTA	19.845	M.GONZALEZ	29.788	12	M.GONZALEZ	1'36.770	1'36.971	(10)
13	S.CHANTRA	27.407	A.FERNANDEZ	19.742	M.GONZALEZ	19.848	T.ARBOLINO	29.803	13	C.BEAUBIER	1'36.832	1'37.056	(12)
14	T.ARBOLINO	27.428	B.BENDSNEYDE	19.749	M.RAMIREZ	19.858	B.BALTUS	29.826	14	M.RAMIREZ	1'36.884	1'37.057	(13)
15	A.OGURA	27.429	J.ALCOBA	19.758	G.RODRIGO	19.868	J.ROBERTS	29.827	15	J.ALCOBA	1'36.912	1'37.200	(16)
16	A.CANET	27.448	R.FENATI	19.800	B.BALTUS	19.874	M.SCHROTTER	29.837	16	B.BENDSNEYDE	1'36.926	1'37.346	(19)
17	R.FENATI	27.506	M.SCHROTTER	19.822	B.BENDSNEYDE	19.880	S.CORSI	29.875	17	M.SCHROTTE	1'36.928	1'37.191	(15)
18	M.RAMIREZ	27.515	B.BALTUS	19.834	S.CHANTRA	19.884	R.FENATI	29.893	18	S.CORSI	1'36.977	1'37.278	(17)
19	S.CORSI	27.516	P.ACOSTA	19.839	S.CORSI	19.886	B.BENDSNEYDE	29.896	19	R.FENATI	1'37.041	1'37.085	(14)
20	K.KUBO	27.520	A.OGURA	19.843	C.VIETTI	19.890	A.ARENAS	29.922	20	J.ROBERTS	1'37.107	1'37.473	(21)
21	M.GONZALEZ	27.538	C.BEAUBIER	19.849	M.SCHROTTER	19.917	J.ALCOBA	29.964	21	B.BALTUS	1'37.138	1'37.588	(22)
22	G.RODRIGO	27.553	M.RAMIREZ	19.858	C.BEAUBIER	19.957	K.KUBO	30.039	22	A.OGURA	1'37.147	1'37.396	(20)
23	B.BALTUS	27.604	G.RODRIGO	19.940	S.KELLY	19.992	A.OGURA	30.046	23	K.KUBO	1'37.580	1'37.944	(24)
24	L.DALLA PORTA	27.623	Z.VAN DEN GOO	19.941	K.KUBO	19.994	Z.VAN DEN GOO	30.094	24	G.RODRIGO	1'37.623	1'38.093	(26)

These data/results cannot be reproduced, stored and/or transmitted in whole or in part by any manner of electronic, mechanical, photocopying, recording, broadcasting or otherwise now known or herein after developed without the previous express consent by the copyright owner, except for reproduction in daily press and regular printed publications on sale to the public within 60 days of the event related to those data/results and always provided that copyright symbol appears together as follows below.  
© DORNA, 2022



4301 m.

**PERTAMINA GRAND PRIX OF INDONESIA**

**Free Practice Nr. 2**

**Best Partial Times**

*IT* Ideal Lap Time, sum of the best partial times

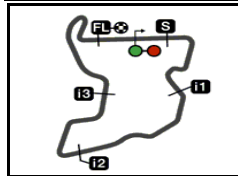
*BT* Best Lap Time

<b>T1</b>		<b>T2</b>		<b>T3</b>		<b>T4</b>				<i>IT</i>	<i>BT</i>	
<i>Pos</i>	<i>Rider</i>	<i>Time</i>	<i>Rider</i>	<i>Time</i>	<i>Rider</i>	<i>Time</i>	<i>Rider</i>	<i>Time</i>	<i>Pos</i>	<i>Rider</i>		
25	J.ROBERTS	27.669	S.KELLY	19.983	J.ROBERTS	20.011	L.DALLA PORTA	30.146	25	Z.VAN DEN G	1'37.798	1'37.875 (23)
26	S.KELLY	<b>27.670</b>	A.ZACCONE	<b>19.983</b>	L.DALLA PORTA	<b>20.076</b>	A.ZACCONE	<b>30.188</b>	26	L.DALLA POR	1'37.857	1'37.955 (25)
27	Z.VAN DEN GOO	27.686	L.DALLA PORTA	20.012	Z.VAN DEN GOO	20.077	N.ANTONELLI	30.248	27	S.KELLY	1'38.011	1'38.225 (27)
28	A.ZACCONE	<b>27.727</b>	K.KUBO	<b>20.027</b>	A.ZACCONE	<b>20.125</b>	G.RODRIGO	<b>30.262</b>	28	A.ZACCONE	1'38.023	1'38.364 (28)
29	N.ANTONELLI	27.748	N.ANTONELLI	20.233	F.SALAC	20.181	S.KELLY	30.366	29	N.ANTONELLI	1'38.412	1'38.537 (29)
30	F.SALAC	<b>27.889</b>	F.SALAC	<b>20.323</b>	N.ANTONELLI	<b>20.183</b>	F.SALAC	<b>30.375</b>	30	F.SALAC	1'38.768	1'38.836 (30)

These data/results cannot be reproduced, stored and/or transmitted in whole or in part by any manner of electronic, mechanical, photocopying, recording, broadcasting or otherwise now known or herein after developed without the previous express consent by the copyright owner, except for reproduction in daily press and regular printed publications on sale to the public within 60 days of the event related to those data/results and always provided that copyright symbol appears together as follows below.  
© DORNA, 2022

Official MotoGP Timing by **TISSOT**  
www.motogp.com





4301 m.

## PERTAMINA GRAND PRIX OF INDONESIA

## Free Practice Nr. 2

## Fastest Laps Sequence

<i>Practice Time</i>	 <i>Rider</i>	<i>Nation</i>	<i>Motorcycle</i>	<i>Time</i>	<i>Km/h</i>	<i>Rider's Lap</i>
3'26.511	18 Manuel GONZALEZ	SPA	KALEX	1'39.546	155.5	2
5'48.910	7 Barry BALTUS	BEL	KALEX	1'39.011	156.3	3
5'49.965	64 Bo BENDSNEYDER	NED	KALEX	1'38.984	156.4	3
5'54.730	35 Somkiat CHANTRA	THA	KALEX	1'38.777	156.7	3
6'03.702	96 Jake DIXON	GBR	KALEX	1'38.563	157.0	3
6'04.166	37 Augusto FERNANDEZ	SPA	KALEX	1'38.430	157.3	3
6'10.238	51 Pedro ACOSTA	SPA	KALEX	1'38.033	157.9	3
7'41.602	96 Jake DIXON	GBR	KALEX	1'37.900	158.1	4
7'47.873	51 Pedro ACOSTA	SPA	KALEX	1'37.635	158.5	4
9'19.966	37 Augusto FERNANDEZ	SPA	KALEX	1'37.512	158.7	5
11'03.841	51 Pedro ACOSTA	SPA	KALEX	1'37.385	158.9	6
12'27.146	35 Somkiat CHANTRA	THA	KALEX	1'37.369	159.0	7
12'41.194	51 Pedro ACOSTA	SPA	KALEX	1'37.353	159.0	7
16'25.809	22 Sam LOWES	GBR	KALEX	1'36.857	159.8	9
33'27.764	54 Fermín ALDEGUER	SPA	BOSCOSCURO	1'36.647	160.2	13
36'25.609	96 Jake DIXON	GBR	KALEX	1'36.380	160.6	14
38'01.506	96 Jake DIXON	GBR	KALEX	1'35.897	161.4	15

These data/results cannot be reproduced, stored and/or transmitted in whole or in part by any manner of electronic, mechanical, photocopying, recording, broadcasting or otherwise now known or herein after developed without the previous express consent by the copyright owner, except for reproduction in daily press and regular printed publications on sale to the public within 60 days of the event related to those data/results and always provided that copyright symbol appears together as follows below.

© DORNA, 2022

Official MotoGP Timing by TISSOT  
www.motogp.com

Lombok, Friday, March 18, 2022

